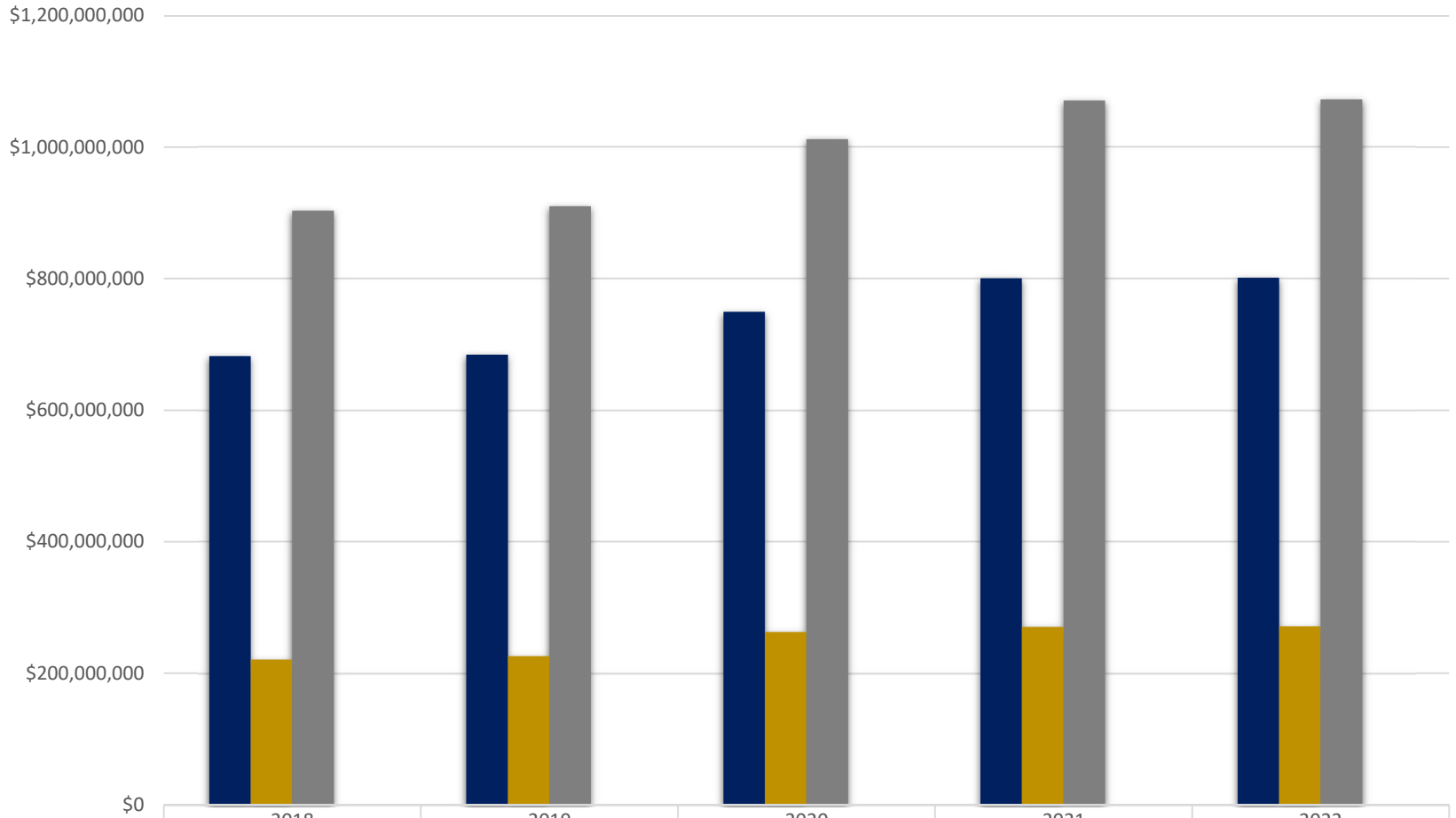


## Emory University Proposals Submitted -Direct, Indirect and Total (\$'s) Processed May FY18-FY22

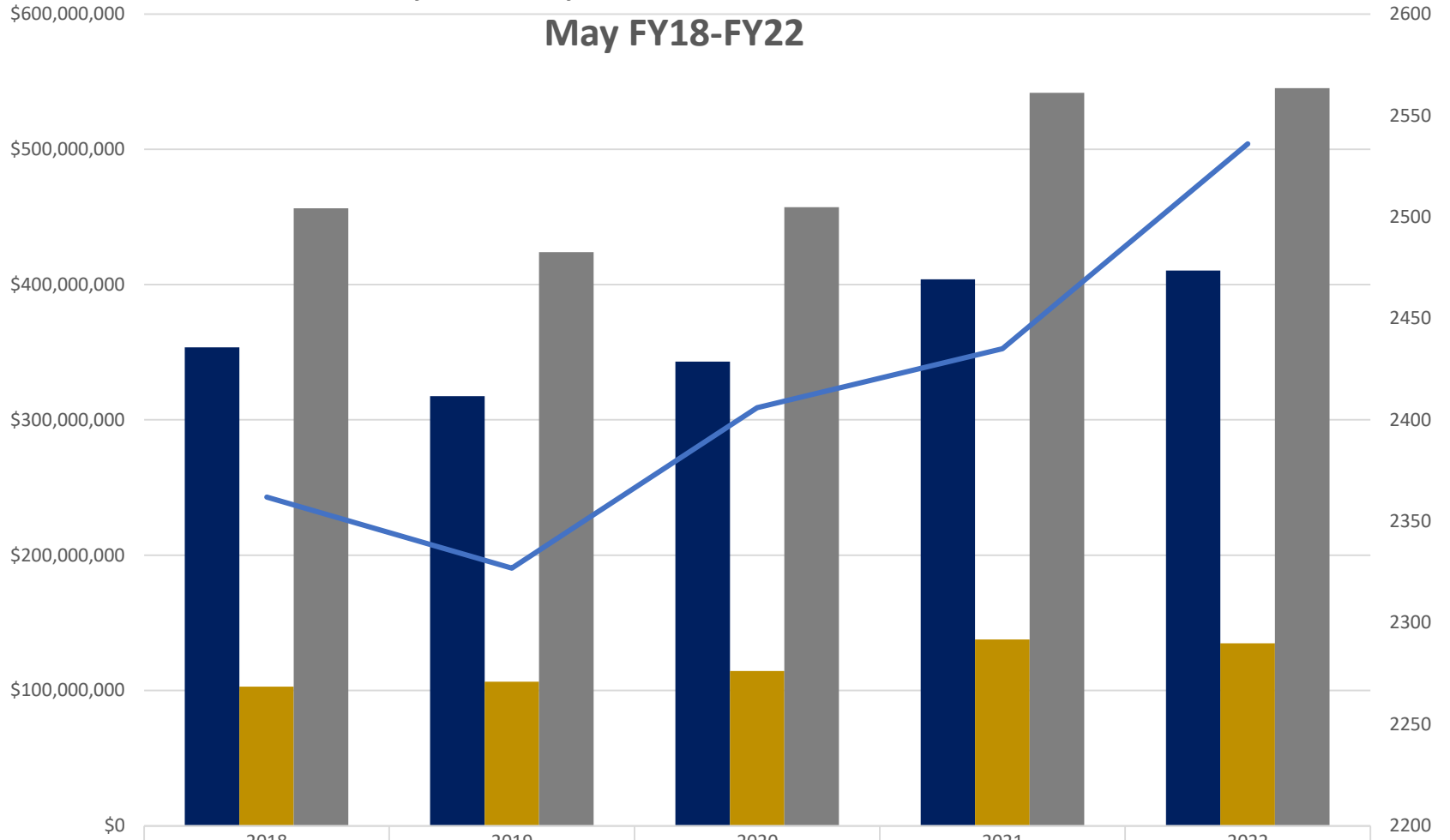


	2018	2019	2020	2021	2022
■ Direct Budget Amount	\$682,474,841	\$684,401,741	\$749,606,531	\$800,695,938	\$801,274,937
■ Indirect Budget Amount	\$220,731,808	\$225,853,324	\$262,696,348	\$270,401,611	\$271,233,293
■ Total Proposal	\$903,206,649	\$910,255,065	\$1,012,302,879	\$1,071,097,549	\$1,072,508,230
■ Proposals Processed Count	3313	3207	3453	3526	3263

## Emory University - Award Results

### Direct, Indirect, Total and Award Processed

#### May FY18-FY22

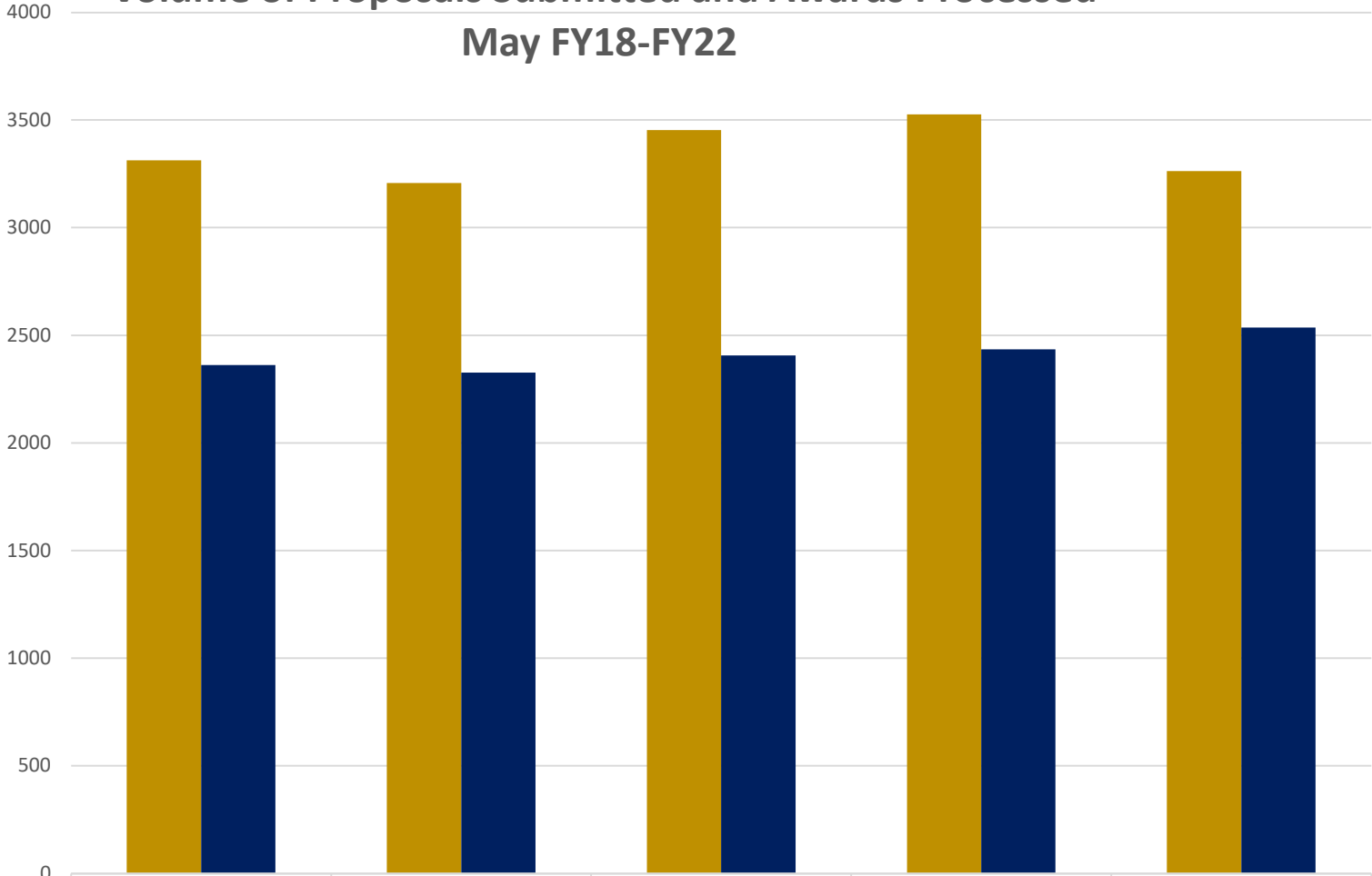


Direct (\$'s)	\$353,621,153	\$317,482,892	\$342,964,026	\$403,927,091	\$410,248,458
Indirect (\$'s)	\$102,729,160	\$106,494,737	\$114,300,860	\$137,770,261	\$134,848,472
Total Funding Total	\$456,350,313	\$423,977,629	\$457,264,886	\$541,697,352	\$545,096,931
Awards Processed	2362	2327	2406	2435	2536

# Emory University - Award Results

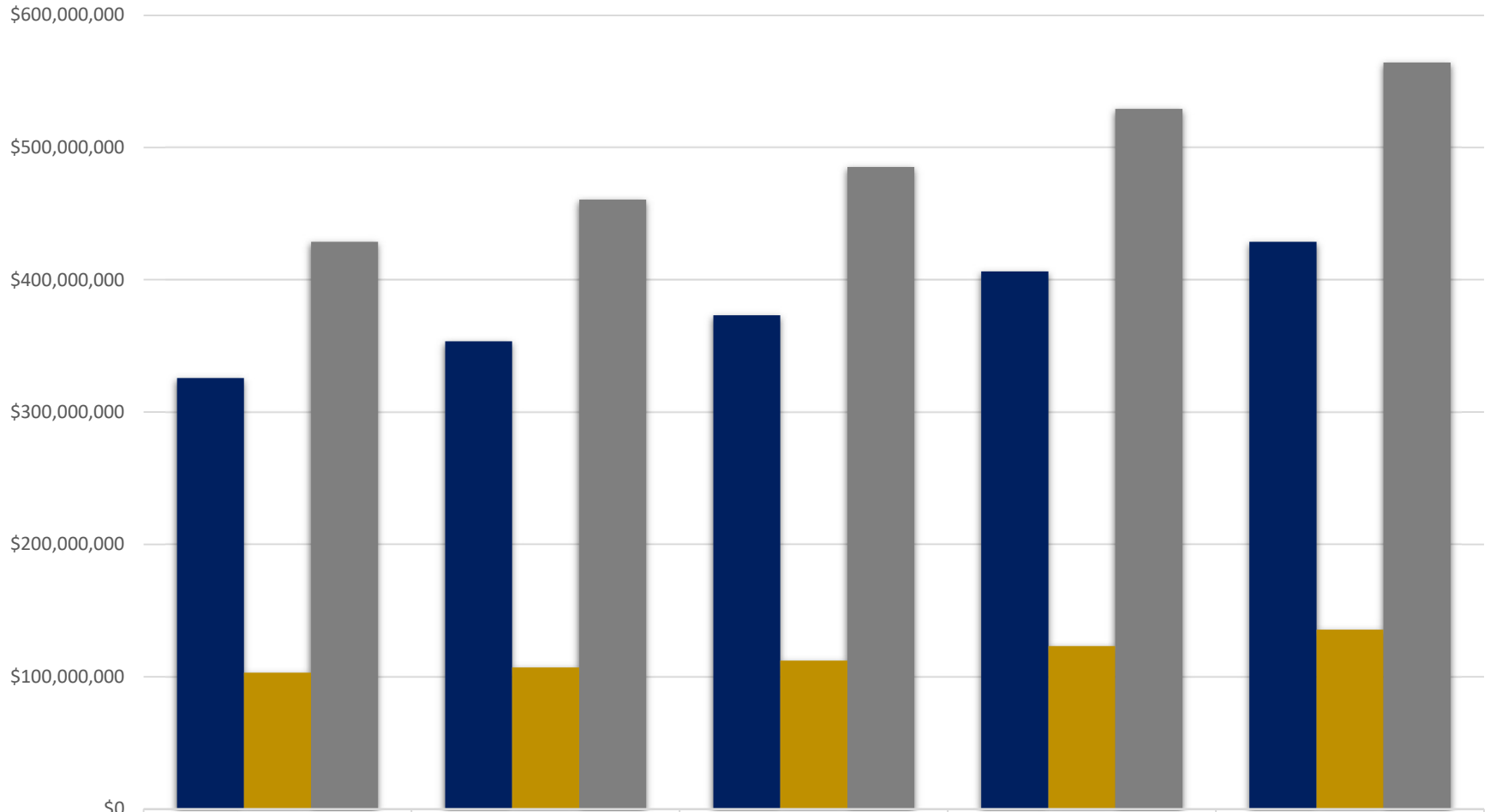
## Volume of Proposals Submitted and Awards Processed

### May FY18-FY22



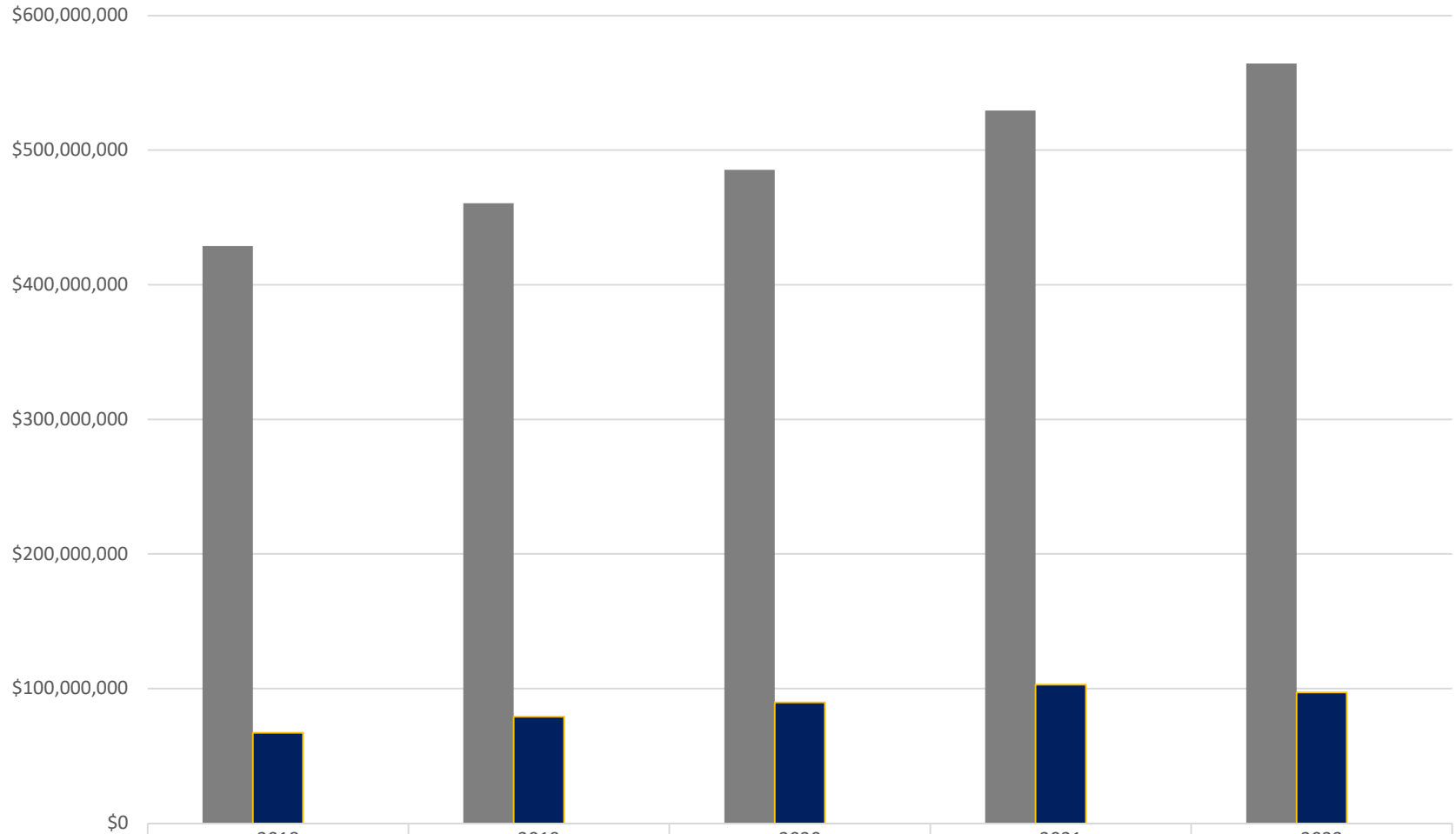
	2018	2019	2020	2021	2022
Proposals Processed Count	3313	3207	3453	3526	3263
Awards Processed	2362	2327	2406	2435	2536

## Emory University - Sponsored Research Expenditures Direct, Indirect and Total May FY18-FY22



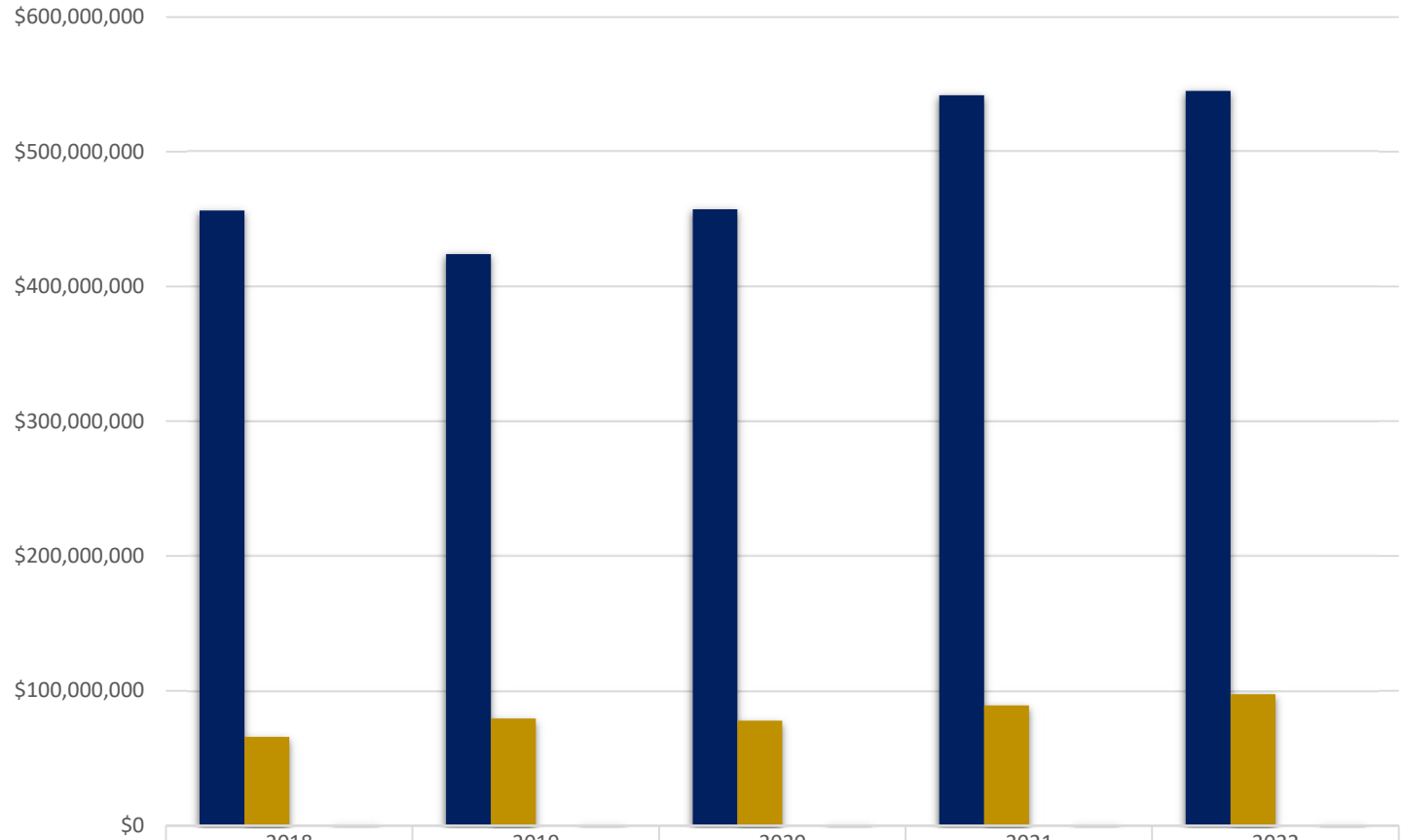
	2018	2019	2020	2021	2022
■ Direct (\$'s)	\$325,813,993	\$353,553,693	\$373,063,391	\$406,240,029	\$428,615,039
■ Indirect (\$'s)	\$102,941,258	\$107,007,602	\$112,195,987	\$123,018,780	\$135,576,700
■ Total Expenses	\$428,755,251	\$460,561,295	\$485,259,378	\$529,258,809	\$564,191,739

## Emory University Sponsored Research Expenditures, Outgoing Sub-Awards May FY18-FY22



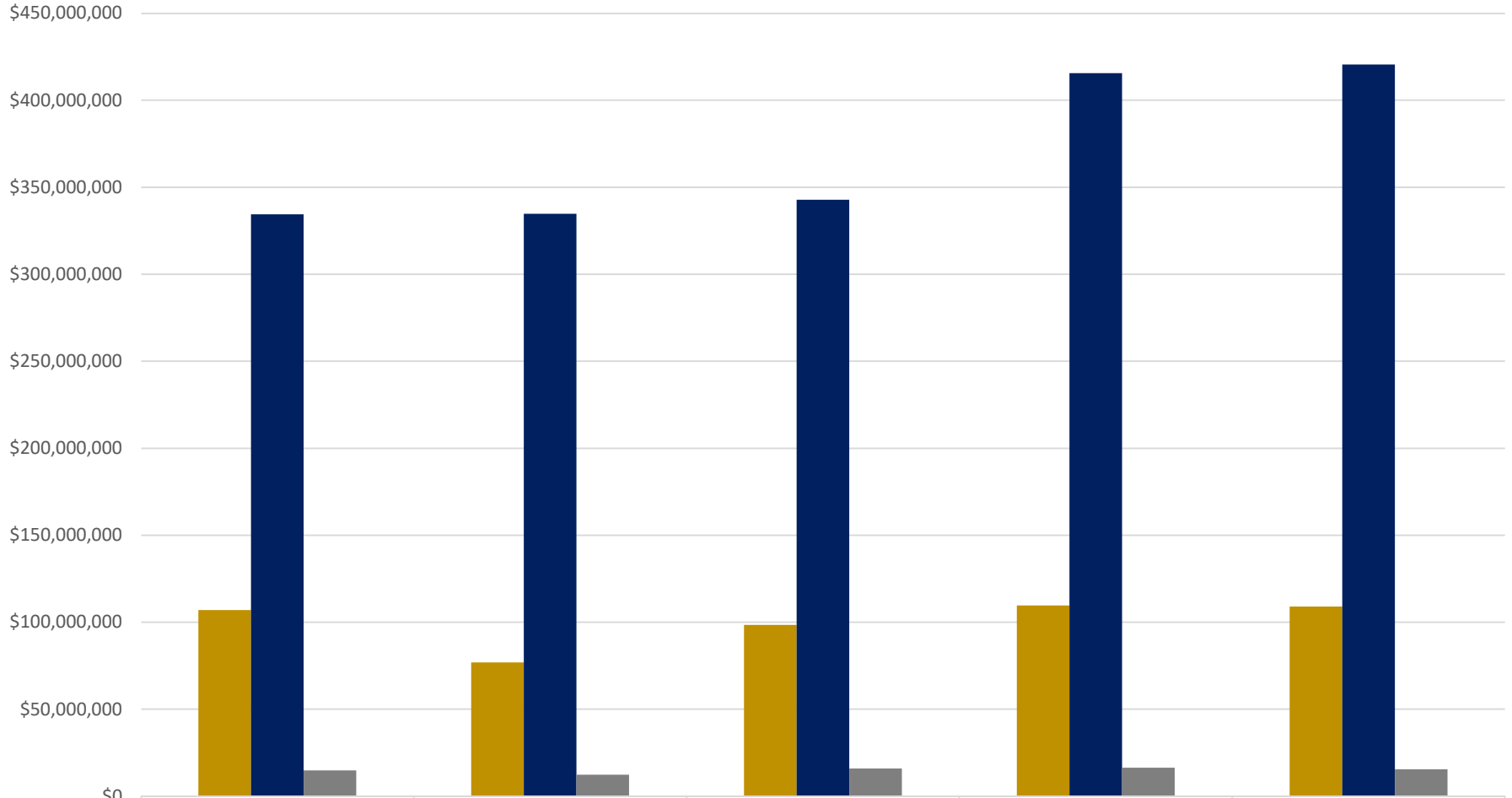
	2018	2019	2020	2021	2022
■ Total Expenses	\$428,755,251	\$460,561,295	\$485,259,378	\$529,258,809	\$564,191,739
■ Outgoing Sub-Awards	\$67,193,759	\$79,157,470	\$89,747,418	\$103,049,965	\$97,166,966
■ % of Expense Total	15.67%	17.19%	18.49%	19.47%	17.22%

## Emory University Awards Incoming Sub-Awards Total Award Funding and Processed May FY18-FY22



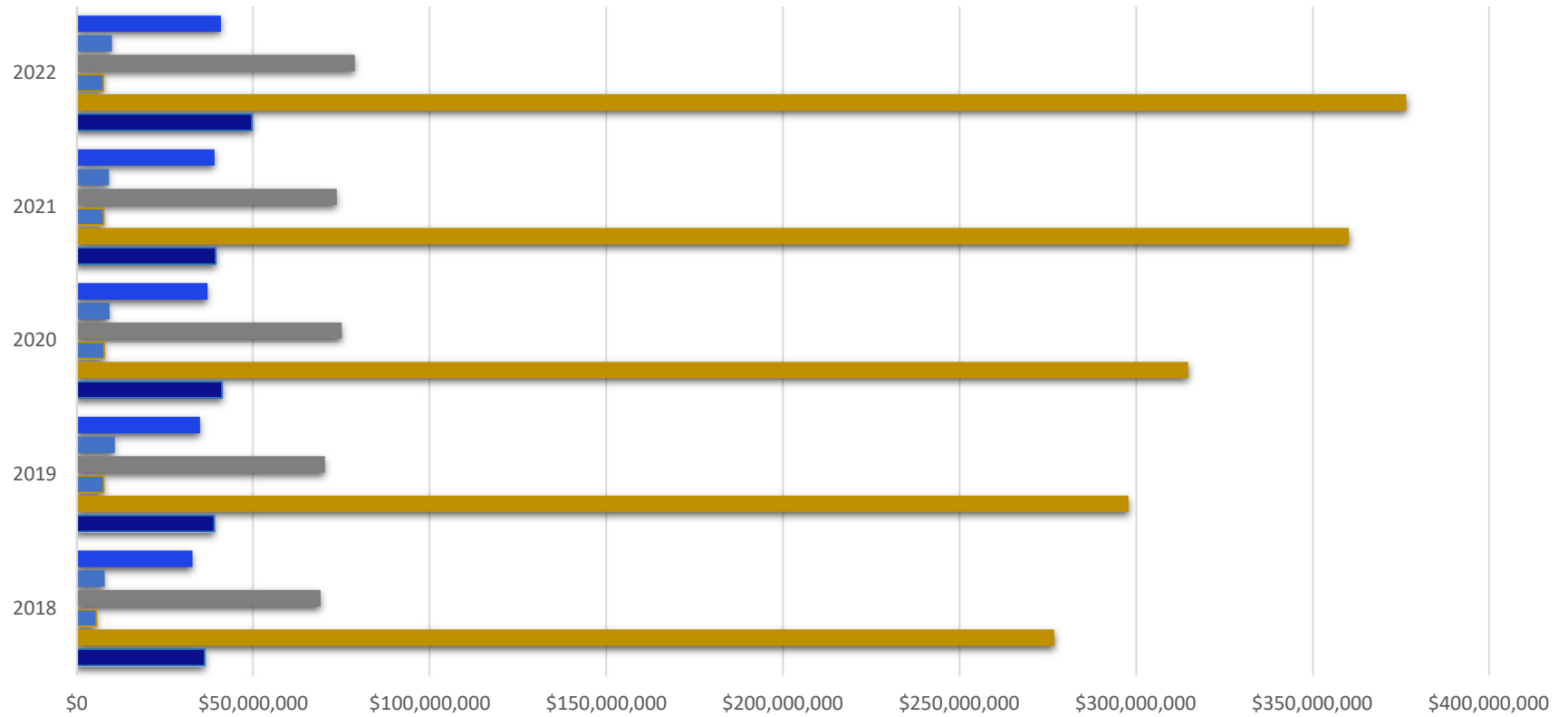
	2018	2019	2020	2021	2022
■ Total Award (Including Incoming Sub-Awards)	\$456,350,313	\$423,977,629	\$457,264,886	\$541,697,352	\$545,096,931
■ Total Incoming Sub-Awards	\$65,647,637	\$79,369,545	\$77,728,114	\$89,066,229	\$97,464,660
■ (Incoming Sub-Awards % of Total Award)	14.39%	18.72%	17.00%	16.44%	17.88%
■ Awards Processed	2362	2327	2406	2435	2536

## Emory University Award Results by Research Type May FY18-FY22



	2018	2019	2020	2021	2022
Other	\$107,012,446	\$76,935,250	\$98,529,596	\$109,593,116	\$109,069,621
Research	\$334,409,163	\$334,679,492	\$342,850,737	\$415,630,659	\$420,512,999
Training	\$14,928,705	\$12,362,888	\$15,884,553	\$16,473,578	\$15,514,311

## Emory University Award Results by Sponsored Type May FY18-FY22



	2018	2019	2020	2021	2022
■ University	\$32,839,211	\$34,918,824	\$37,087,383	\$39,092,514	\$40,903,833
■ State	\$7,936,833	\$10,838,074	\$9,329,732	\$9,175,361	\$10,023,286
■ Private	\$69,082,774	\$70,336,227	\$75,076,697	\$73,711,222	\$78,786,943
■ Foreign	\$5,573,921	\$7,618,994	\$7,802,961	\$7,599,051	\$7,556,894
■ Federal	\$276,944,906	\$297,965,138	\$314,806,010	\$360,305,195	\$376,609,015
■ Corporate	\$36,266,949	\$38,969,805	\$41,188,083	\$39,352,839	\$49,620,048