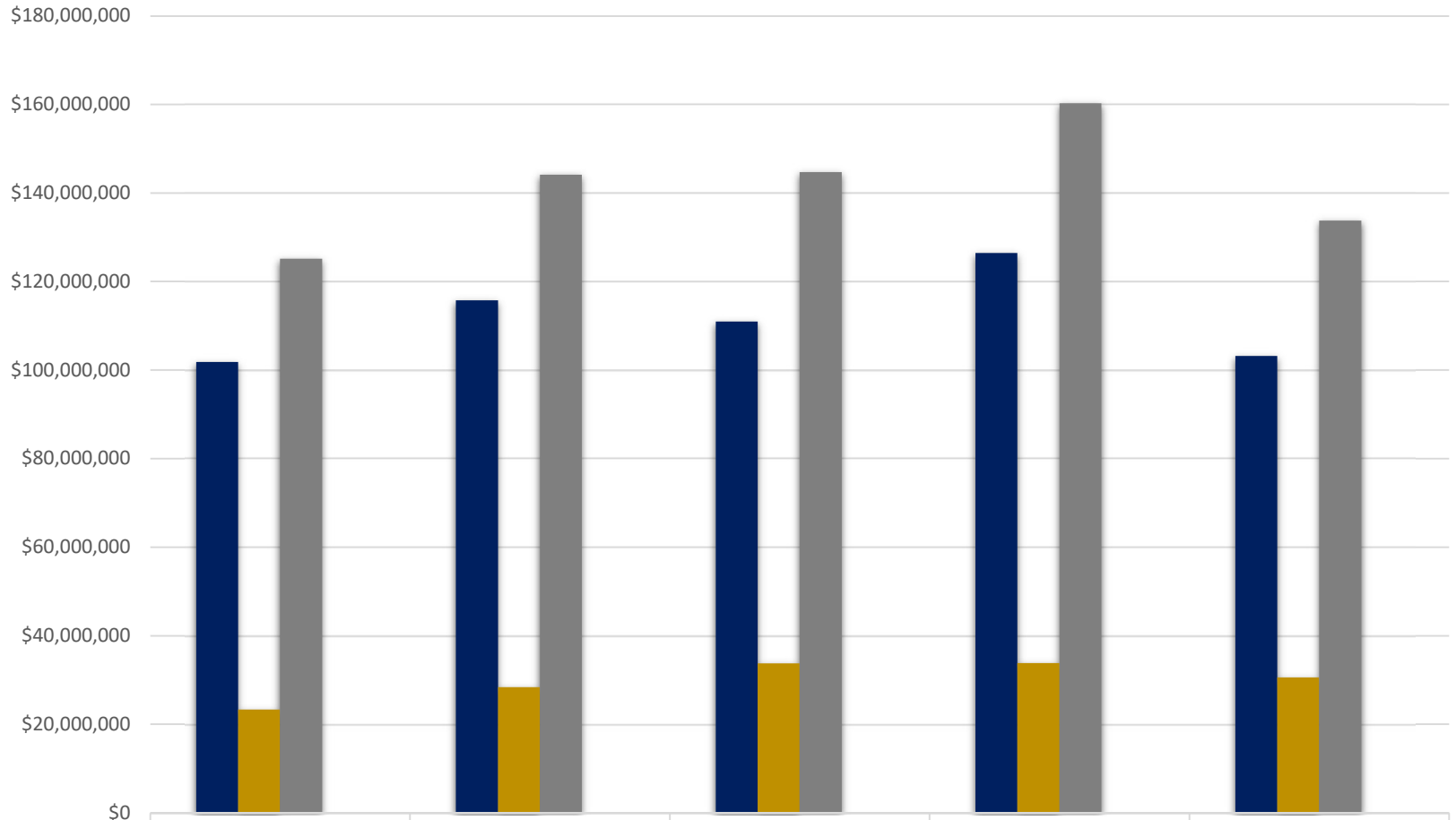


School of Public Health Proposals Submitted -Direct, Indirect and Total (\$'s) Processed May FY18-FY22

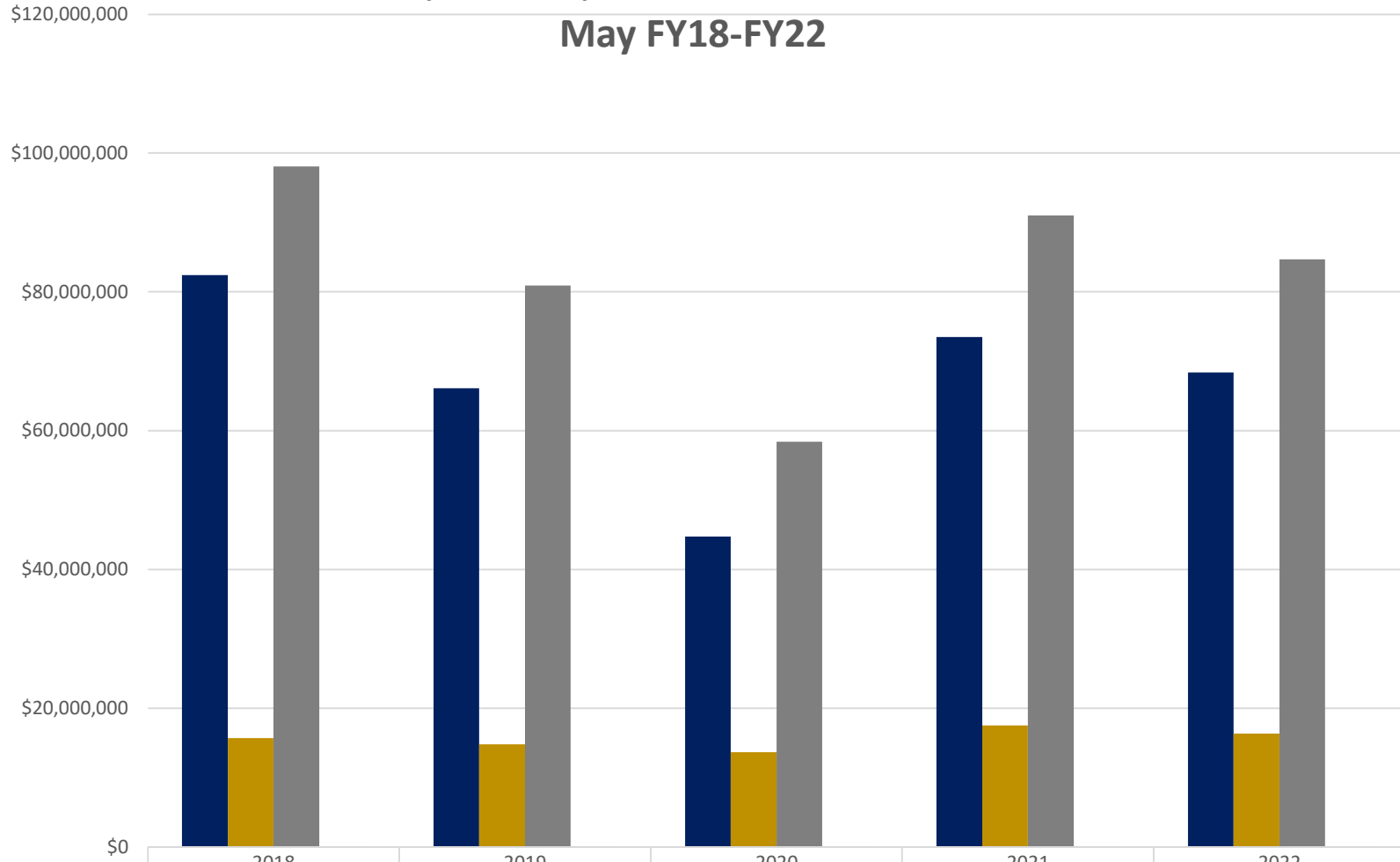


	2018	2019	2020	2021	2022
Direct Budget Amount	\$101,802,552	\$115,724,550	\$110,940,320	\$126,455,546	\$103,157,805
Indirect Budget Amount	\$23,312,098	\$28,367,988	\$33,773,293	\$33,801,935	\$30,604,476
Total Proposal	\$125,114,650	\$144,092,538	\$144,713,613	\$160,257,481	\$133,762,281
Proposals Processed Count	424	430	465	431	425

School of Public Health - Award Results

Direct, Indirect, Total and Award Processed

May FY18-FY22

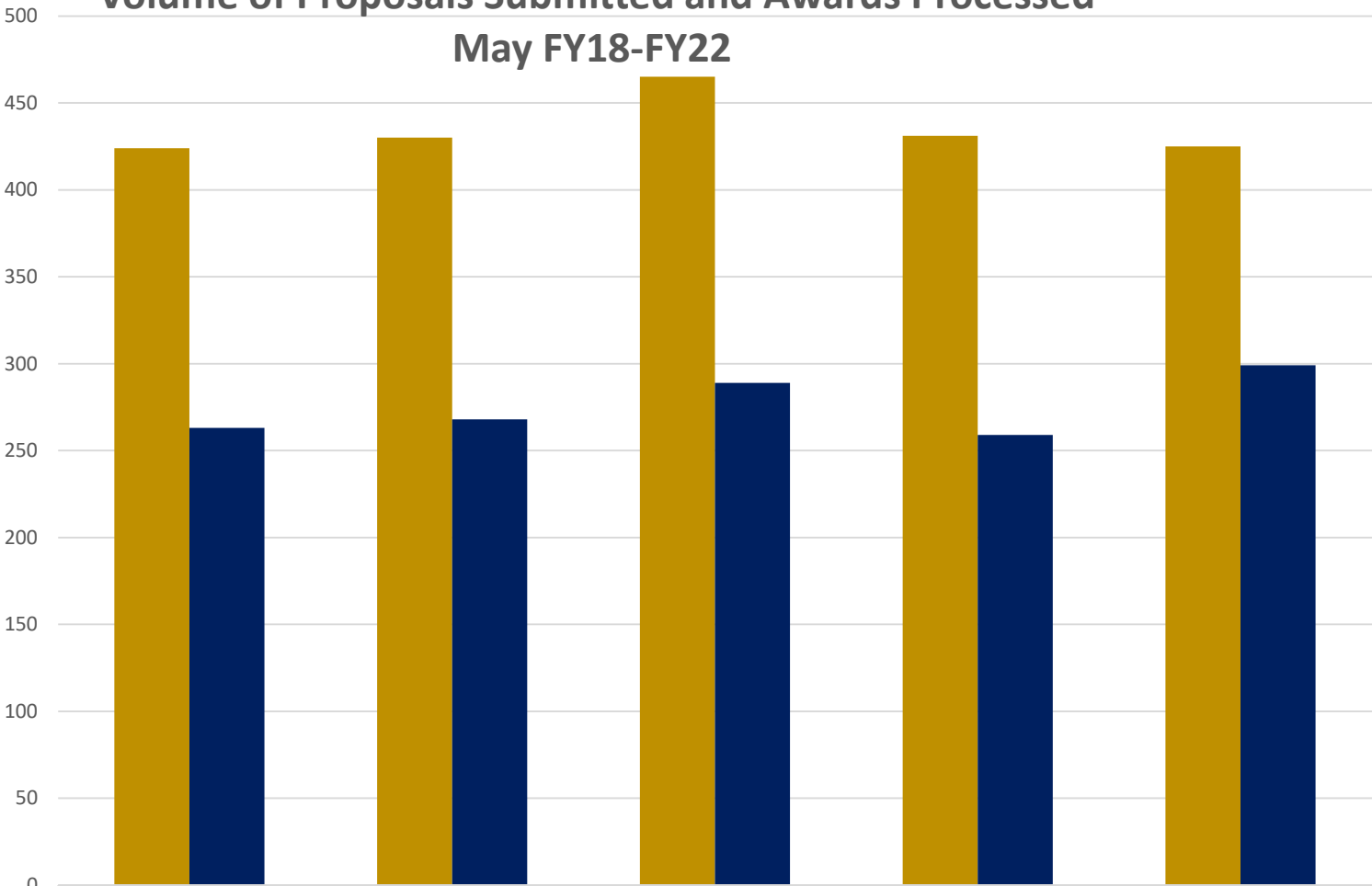


	2018	2019	2020	2021	2022
■ Direct (\$'s)	\$82,393,468	\$66,101,075	\$44,720,927	\$73,503,842	\$68,360,661
■ Indirect (\$'s)	\$15,678,607	\$14,799,503	\$13,674,848	\$17,507,877	\$16,320,800
■ Total Funding Total	\$98,072,075	\$80,900,578	\$58,395,775	\$91,011,719	\$84,681,460
■ Awards Processed	263	268	289	259	299

School of Public Health - Award Results

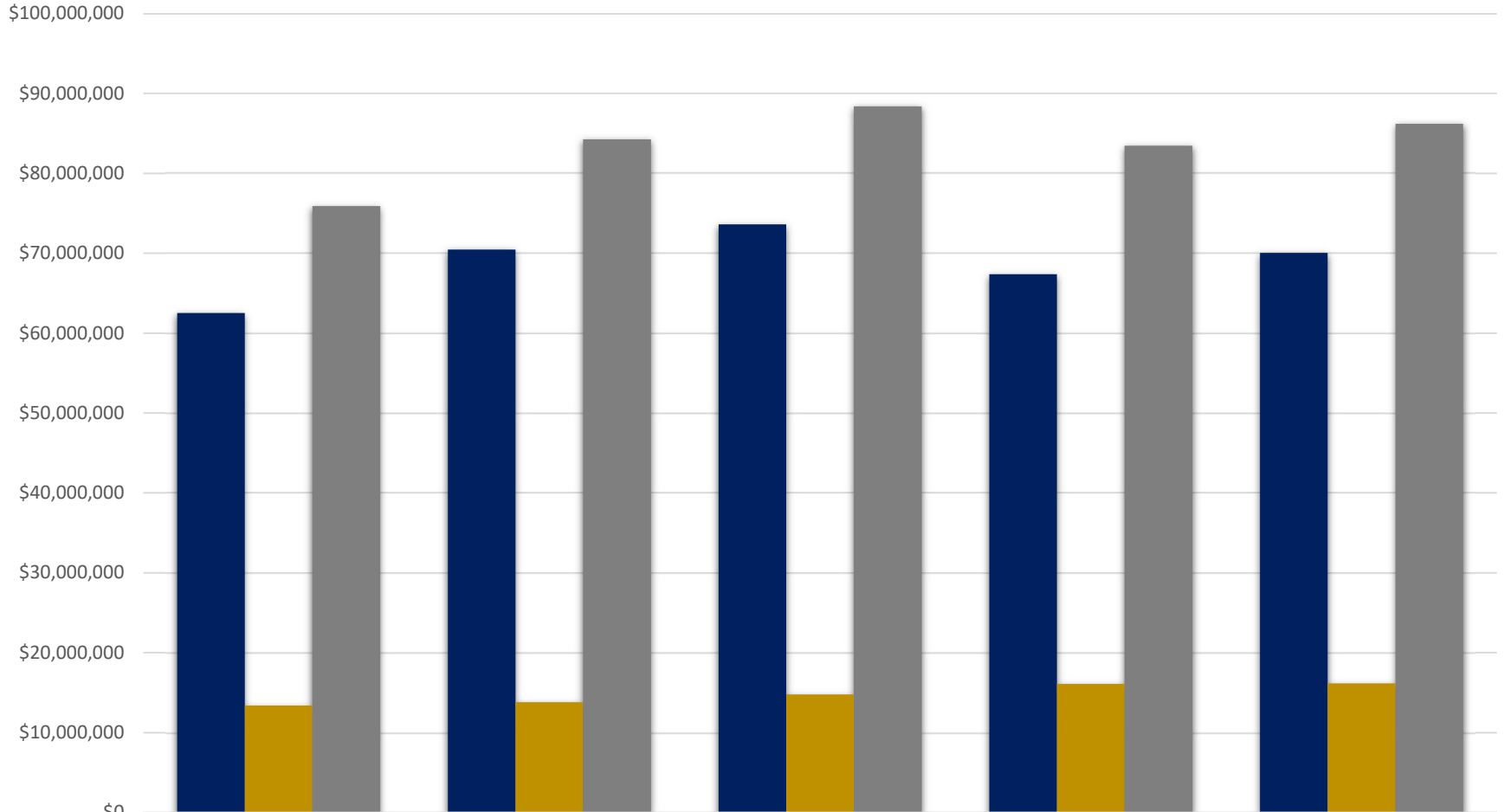
Volume of Proposals Submitted and Awards Processed

May FY18-FY22



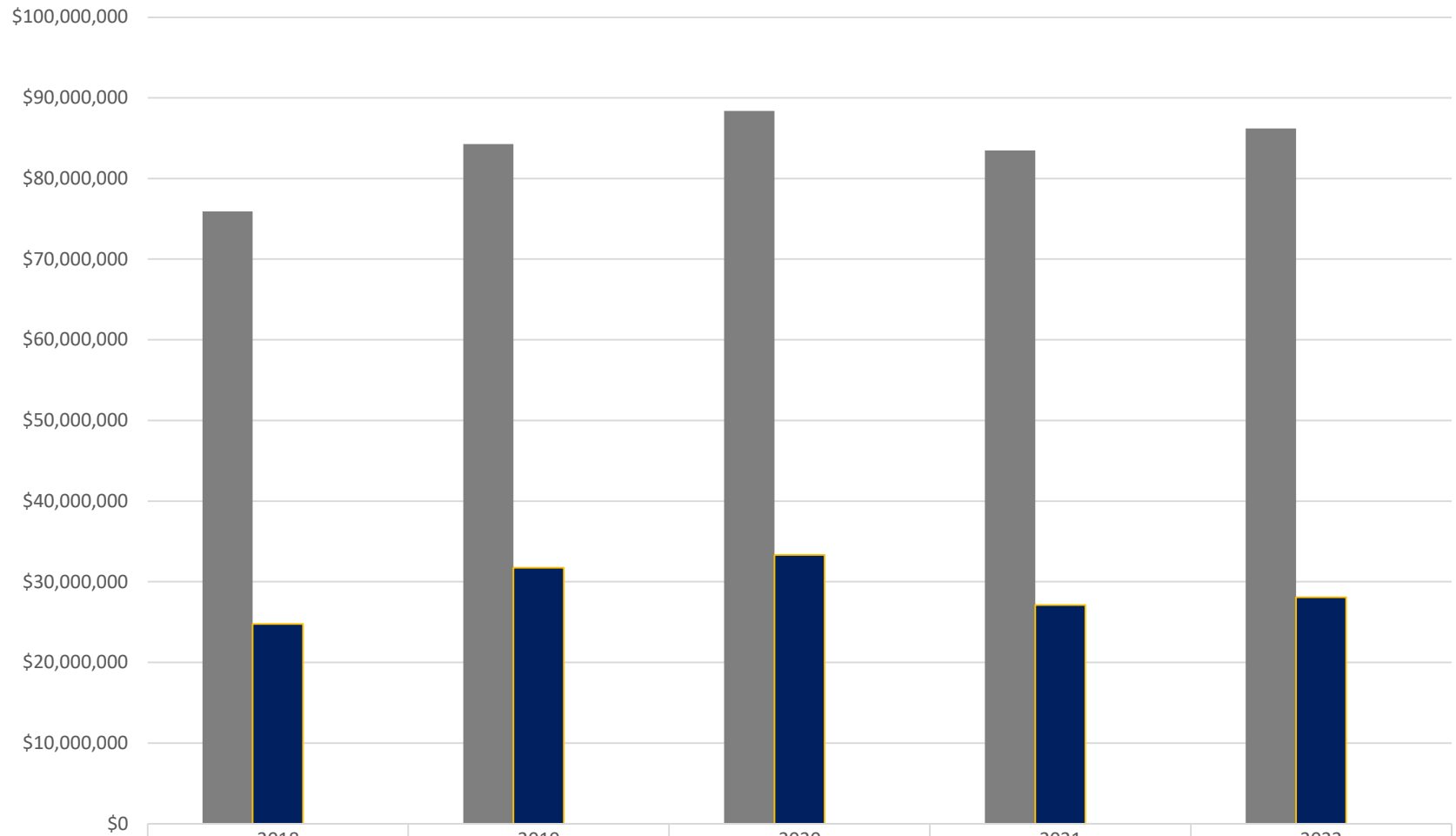
	2018	2019	2020	2021	2022
Proposals Processed Count	424	430	465	431	425
Awards Processed	263	268	289	259	299

School of Public Health - Sponsored Research Expenditures Direct, Indirect and Total May FY18-FY22



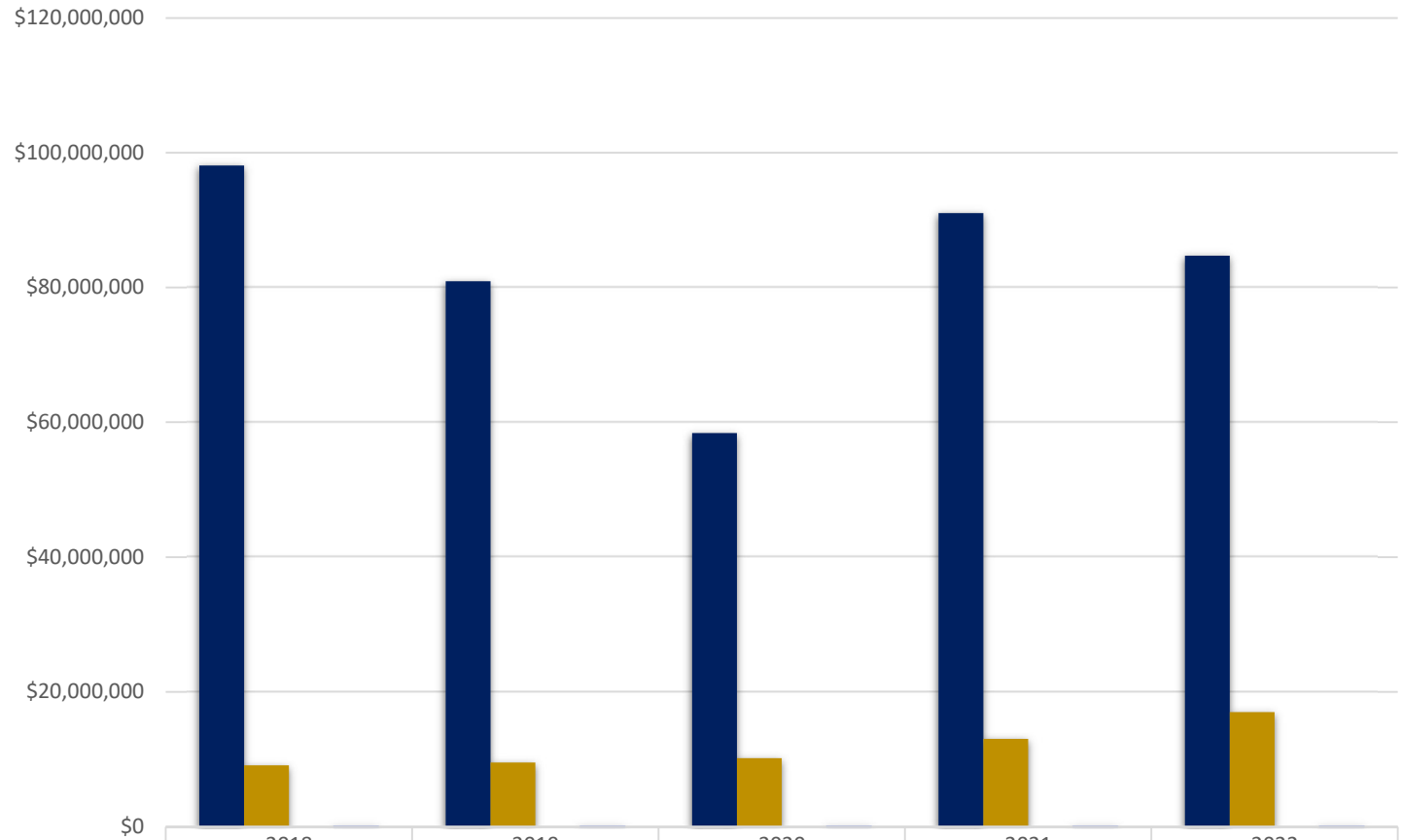
	2018	2019	2020	2021	2022
■ Direct (\$'s)	\$62,513,461	\$70,461,123	\$73,601,876	\$67,377,626	\$70,046,073
■ Indirect (\$'s)	\$13,399,790	\$13,803,366	\$14,777,385	\$16,079,722	\$16,162,646
■ Total Expenses	\$75,913,251	\$84,264,489	\$88,379,262	\$83,457,348	\$86,208,719

School of Public Health Sponsored Research Expenditures, Outgoing Sub-Awards May FY18-FY22



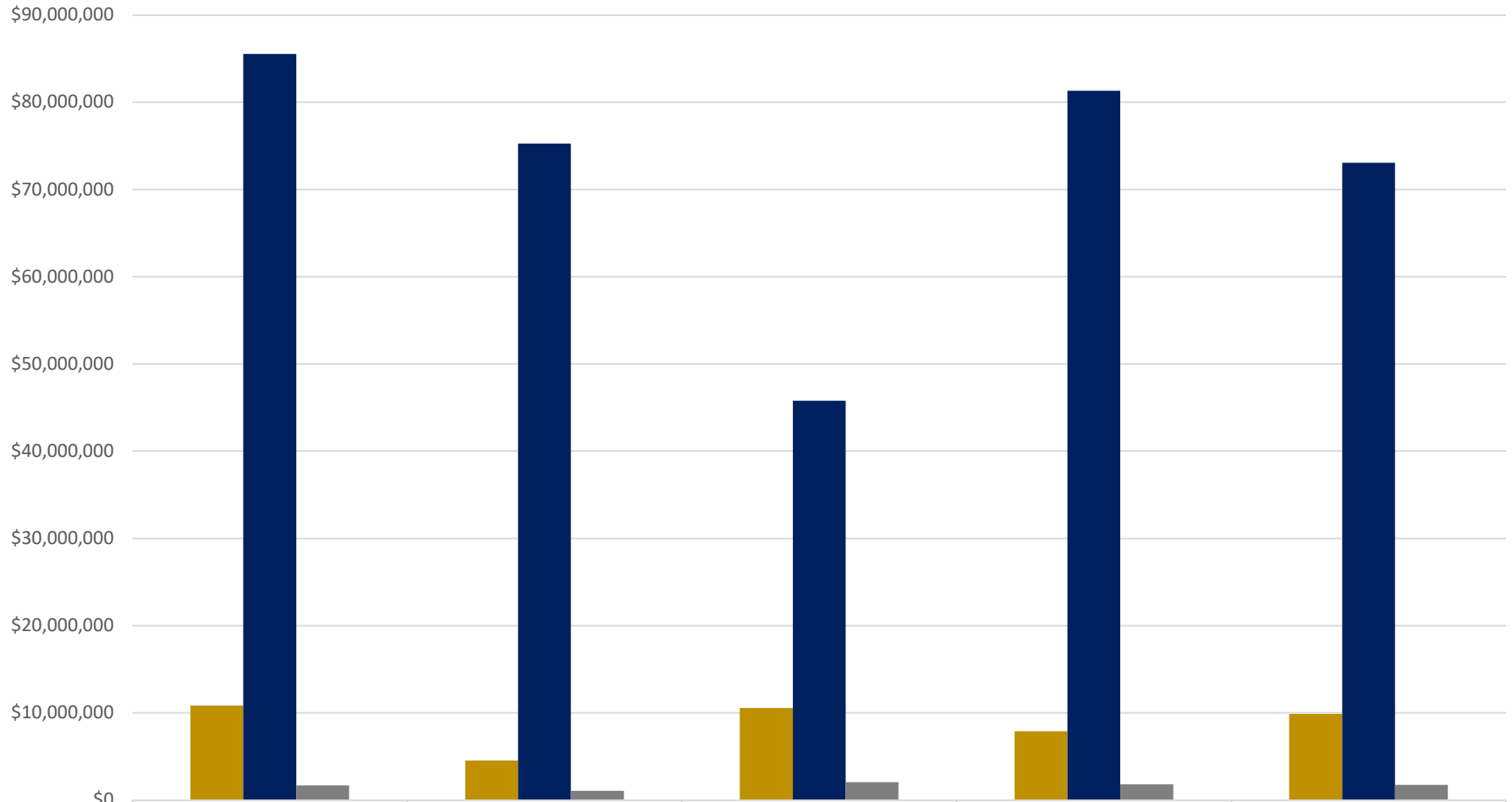
	2018	2019	2020	2021	2022
■ Total Expenses	\$75,913,251	\$84,264,489	\$88,379,262	\$83,457,348	\$86,208,719
■ Outgoing Sub-Awards	\$24,760,629	\$31,749,656	\$33,325,768	\$27,111,291	\$28,091,899
■ % of Expense Total	32.62%	37.68%	37.71%	32.49%	32.59%

School of Public Health Awards Incoming Sub-Awards Total Award Funding and Processed May FY18-FY22



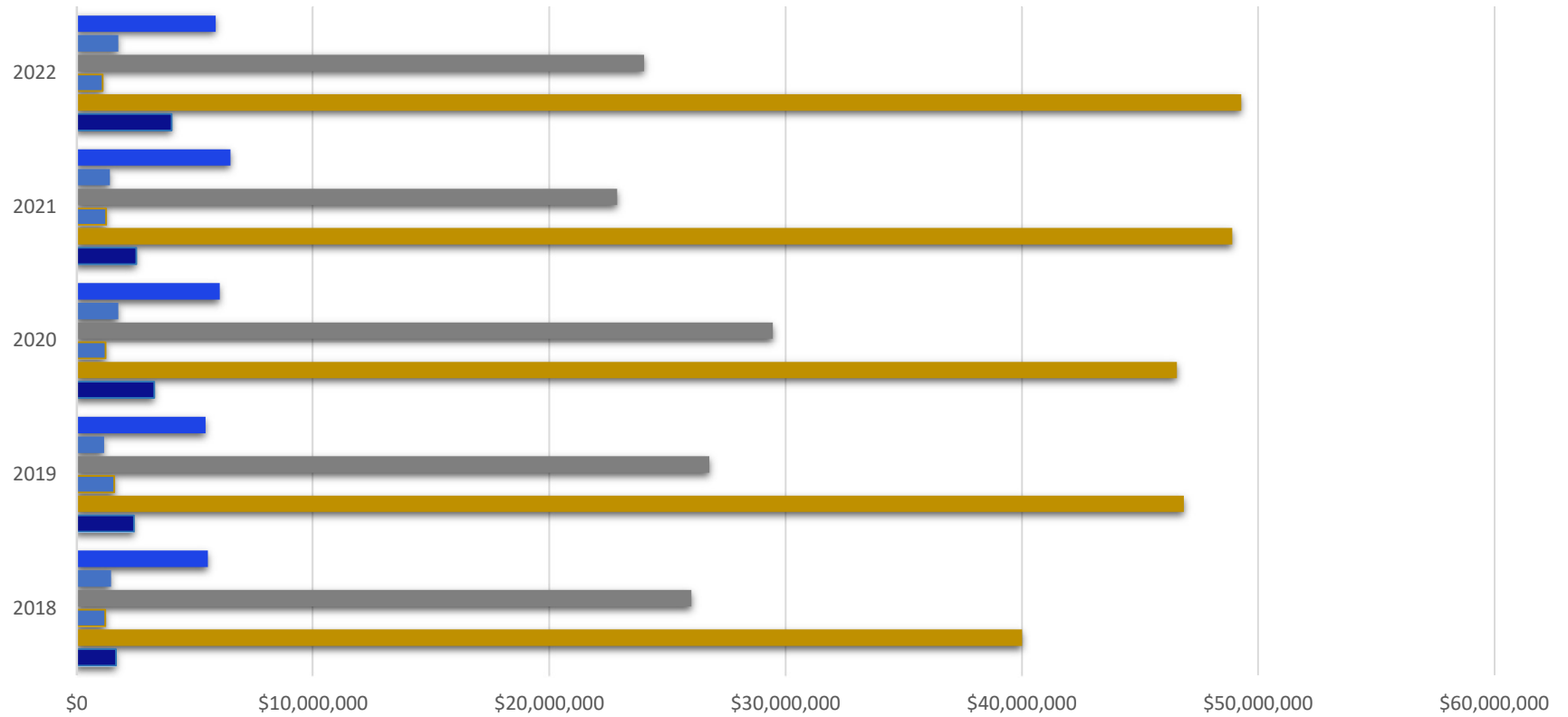
	2018	2019	2020	2021	2022
■ Total Award (Including Incoming Sub-Awards)	\$98,072,075	\$80,900,578	\$58,395,775	\$91,011,719	\$84,681,460
■ Total Incoming Sub-Awards	\$9,110,542	\$9,535,750	\$10,166,475	\$13,015,609	\$16,996,135
■ (Incoming Sub-Awards % of Total Award	9.29%	11.79%	17.41%	14.30%	20.07%
■ Awards Processed	263	268	289	259	299

School of Public Health Award Results by Research Type May FY18-FY22



	2018	2019	2020	2021	2022
Other	\$10,854,677	\$4,547,047	\$10,563,900	\$7,890,893	\$9,869,143
Research	\$85,537,594	\$75,275,510	\$45,781,664	\$81,301,463	\$73,065,359
Training	\$1,679,805	\$1,078,022	\$2,050,212	\$1,819,362	\$1,746,959

School of Public Health Award Results by Sponsored Type May FY18-FY22



	2018	2019	2020	2021	2022
■ University	\$5,548,186	\$5,452,163	\$6,062,680	\$6,510,817	\$5,886,933
■ State	\$1,458,090	\$1,165,102	\$1,762,339	\$1,406,266	\$1,767,144
■ Private	\$26,013,526	\$26,772,271	\$29,465,747	\$22,877,606	\$24,012,928
■ Foreign	\$1,207,689	\$1,588,724	\$1,223,272	\$1,246,676	\$1,095,905
■ Federal	\$40,016,386	\$46,860,225	\$46,564,465	\$48,911,263	\$49,285,081
■ Corporate	\$1,669,374	\$2,425,984	\$3,285,371	\$2,523,589	\$4,022,676