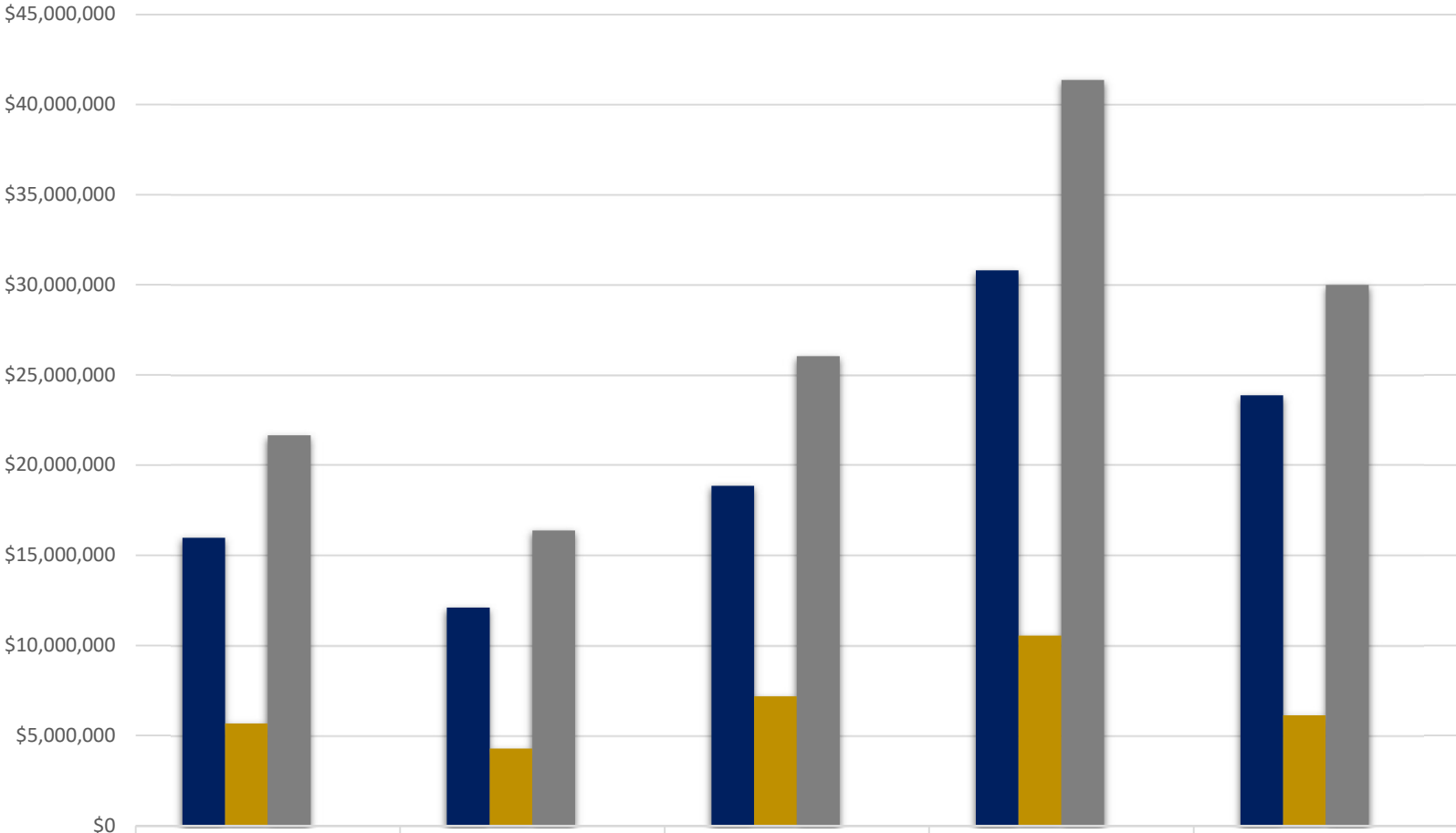


## School of Nursing Proposals Submitted -Direct, Indirect and Total (\$'s) Processed May FY18-FY22

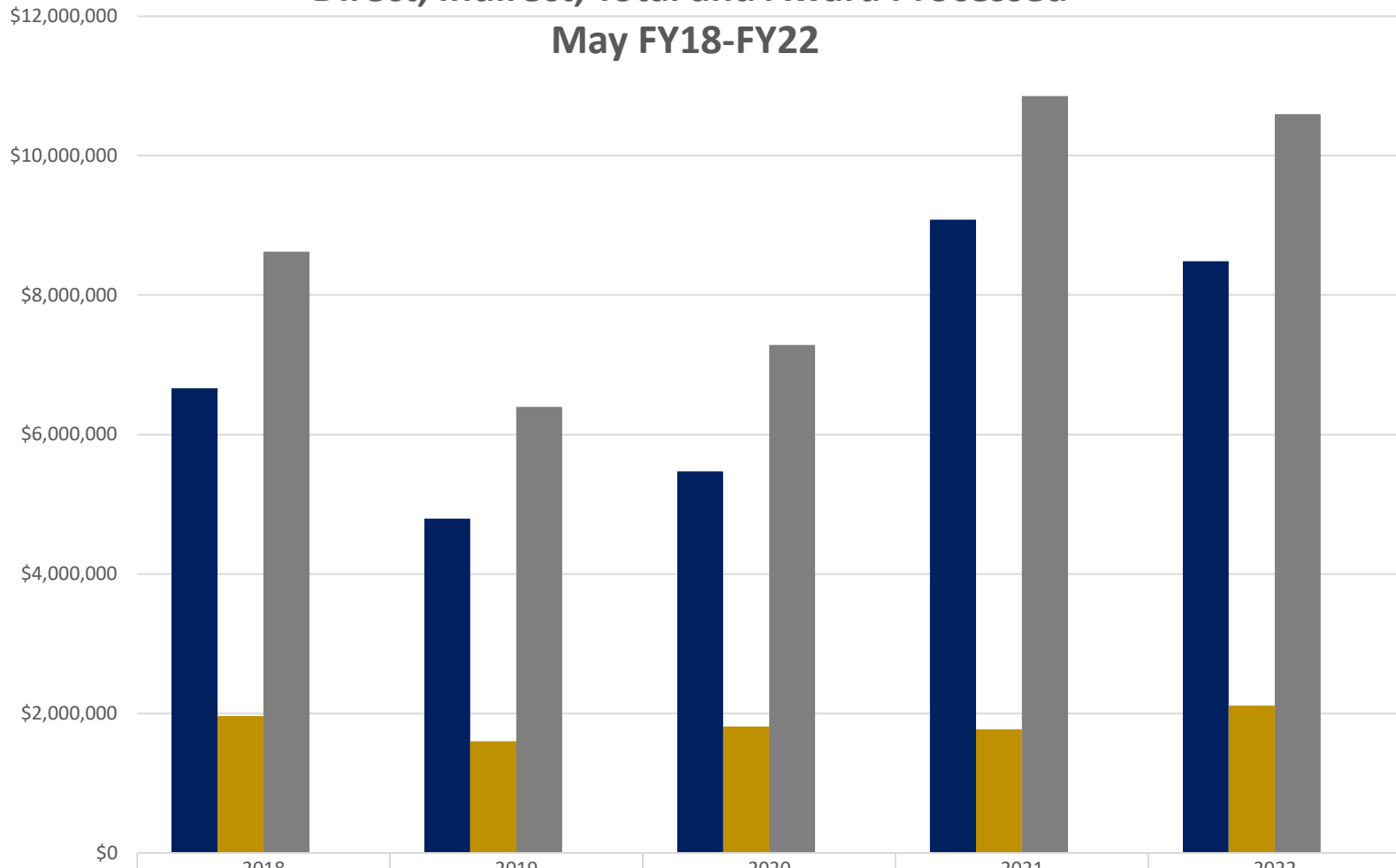


	2018	2019	2020	2021	2022
■ Direct Budget Amount	\$15,972,310	\$12,099,819	\$18,853,217	\$30,805,976	\$23,863,900
■ Indirect Budget Amount	\$5,672,232	\$4,275,235	\$7,182,115	\$10,545,018	\$6,122,419
■ Total Proposal	\$21,644,542	\$16,375,054	\$26,035,332	\$41,350,994	\$29,986,319
■ Proposals Processed Count	96	67	103	126	101

## School of Nursing - Award Results

### Direct, Indirect, Total and Award Processed

#### May FY18-FY22

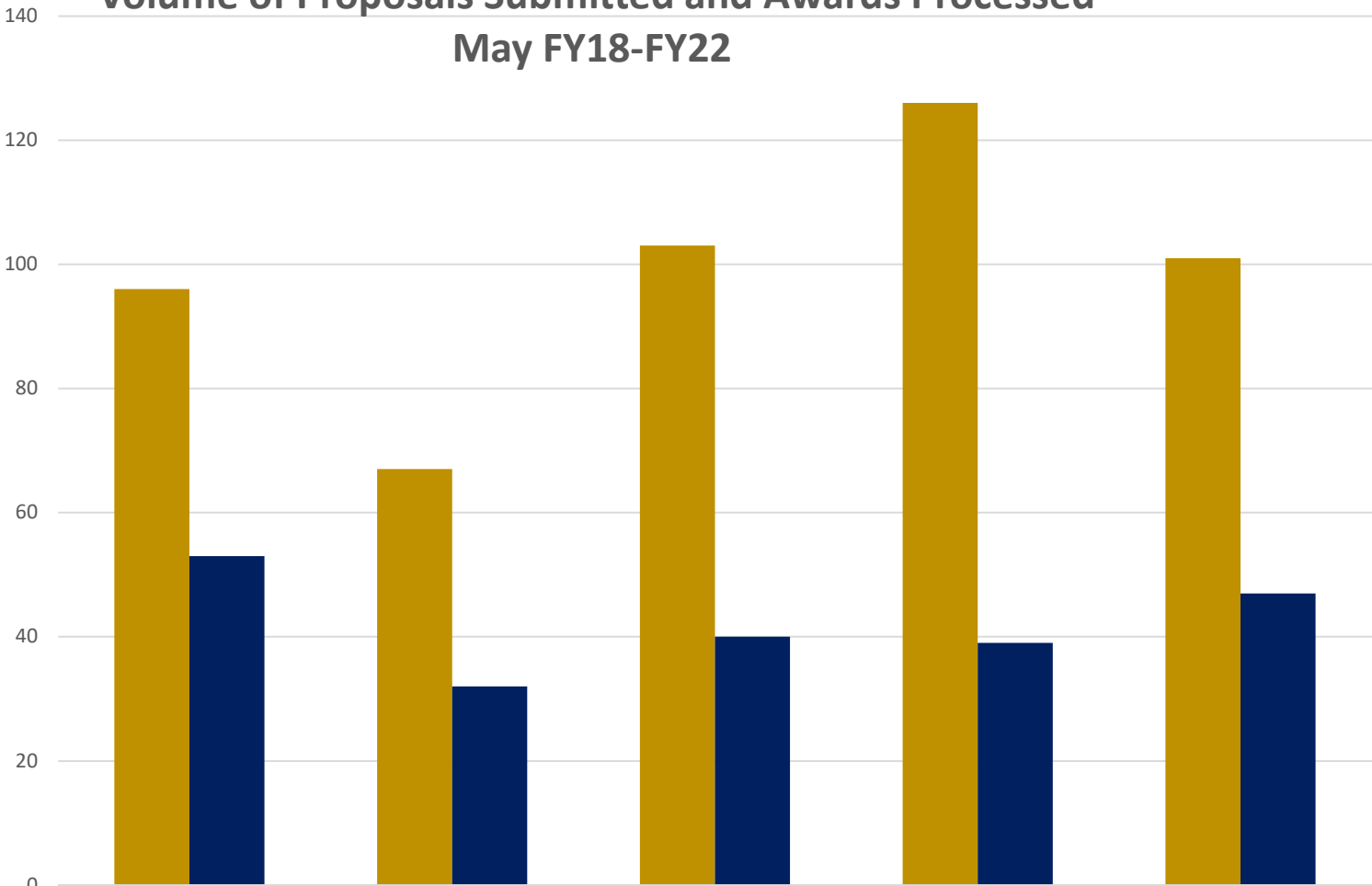


	2018	2019	2020	2021	2022
■ Direct (\$'s)	\$6,662,058	\$4,792,900	\$5,472,313	\$9,081,557	\$8,484,466
■ Indirect (\$'s)	\$1,961,309	\$1,603,626	\$1,811,604	\$1,770,067	\$2,110,623
■ Total Funding Total	\$8,623,367	\$6,396,526	\$7,283,917	\$10,851,624	\$10,595,089
■ Awards Processed	53	32	40	39	47

# School of Nursing - Award Results

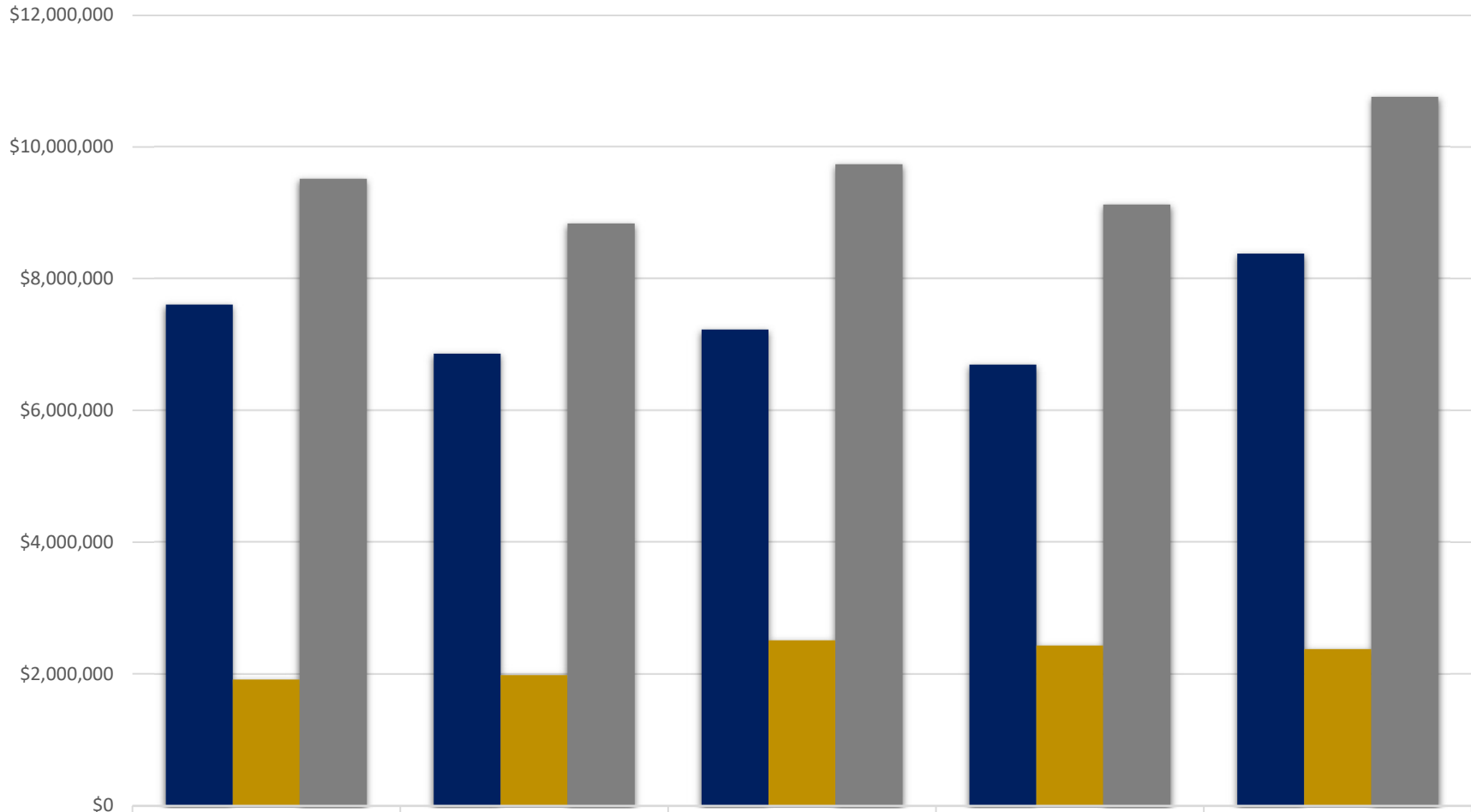
## Volume of Proposals Submitted and Awards Processed

### May FY18-FY22



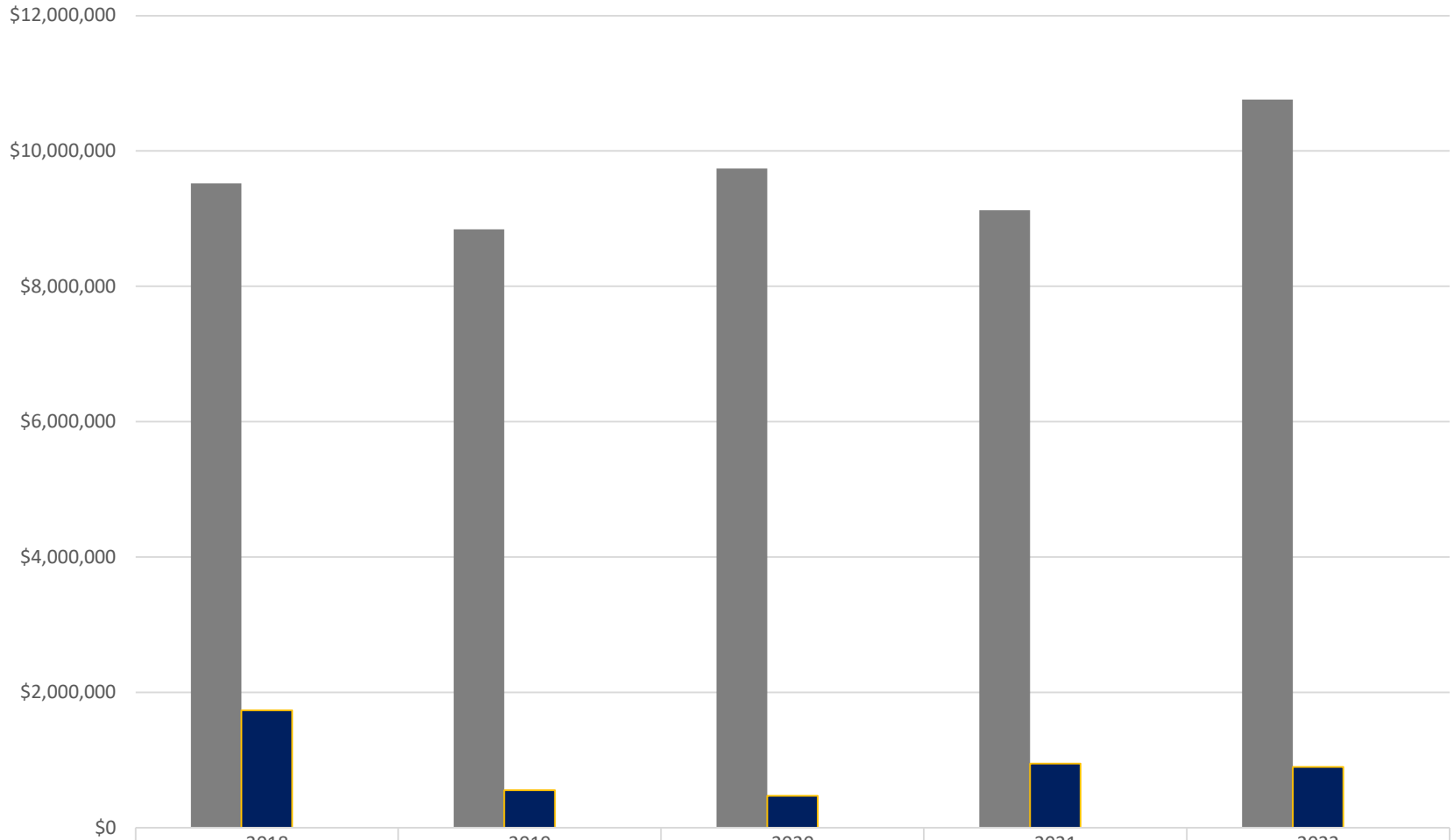
	2018	2019	2020	2021	2022
■ Proposals Processed Count	96	67	103	126	101
■ Awards Processed	53	32	40	39	47

## School of Nursing - Sponsored Research Expenditures Direct, Indirect and Total May FY18-FY22



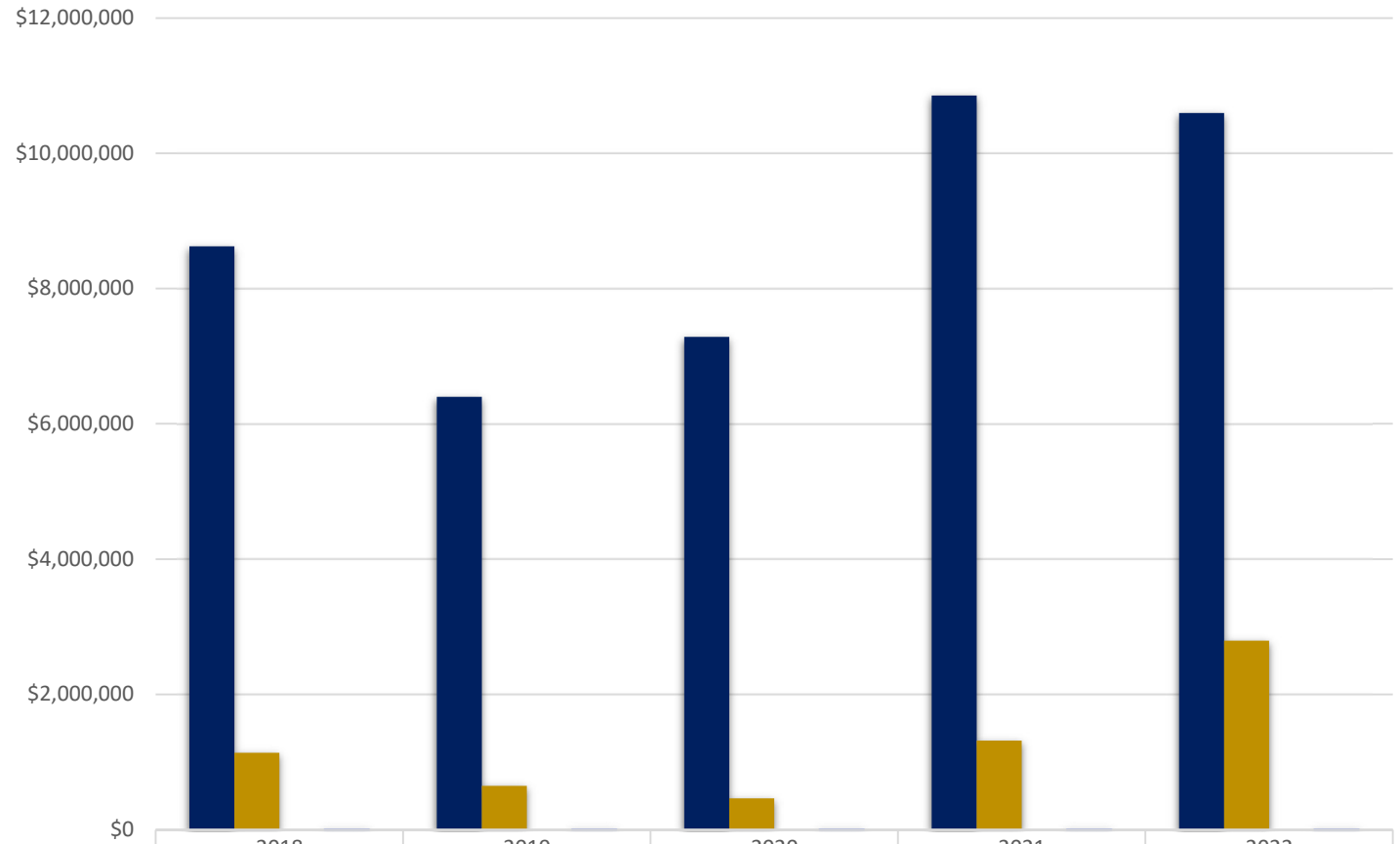
	2018	2019	2020	2021	2022
■ Direct (\$'s)	\$7,605,254	\$6,859,450	\$7,229,669	\$6,693,776	\$8,382,244
■ Indirect (\$'s)	\$1,912,494	\$1,979,183	\$2,507,590	\$2,430,118	\$2,377,452
■ Total Expenses	\$9,517,747	\$8,838,633	\$9,737,258	\$9,123,895	\$10,759,697

## School of Nursing Sponsored Research Expenditures, Outgoing Sub-Awards May FY18-FY22



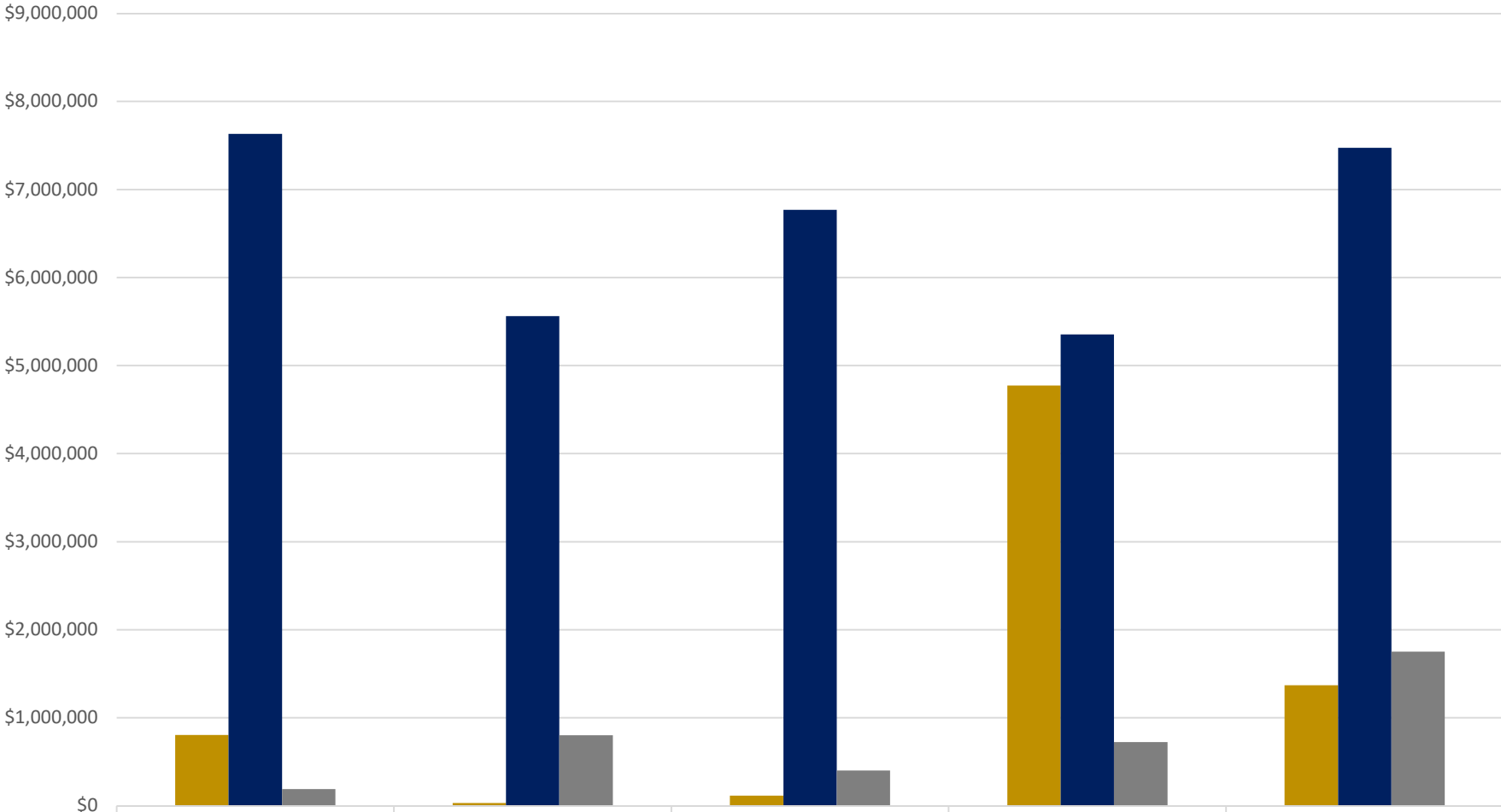
■ Total Expenses	\$9,517,747	\$8,838,633	\$9,737,258	\$9,123,895	\$10,759,697
■ Outgoing Sub-Awards	\$1,735,253	\$551,865	\$472,260	\$946,833	\$897,054
■ % of Expense Total	18.23%	6.24%	4.85%	10.38%	8.34%

## School of Nursing Awards Incoming Sub-Awards Total Award Funding and Processed May FY18-FY22



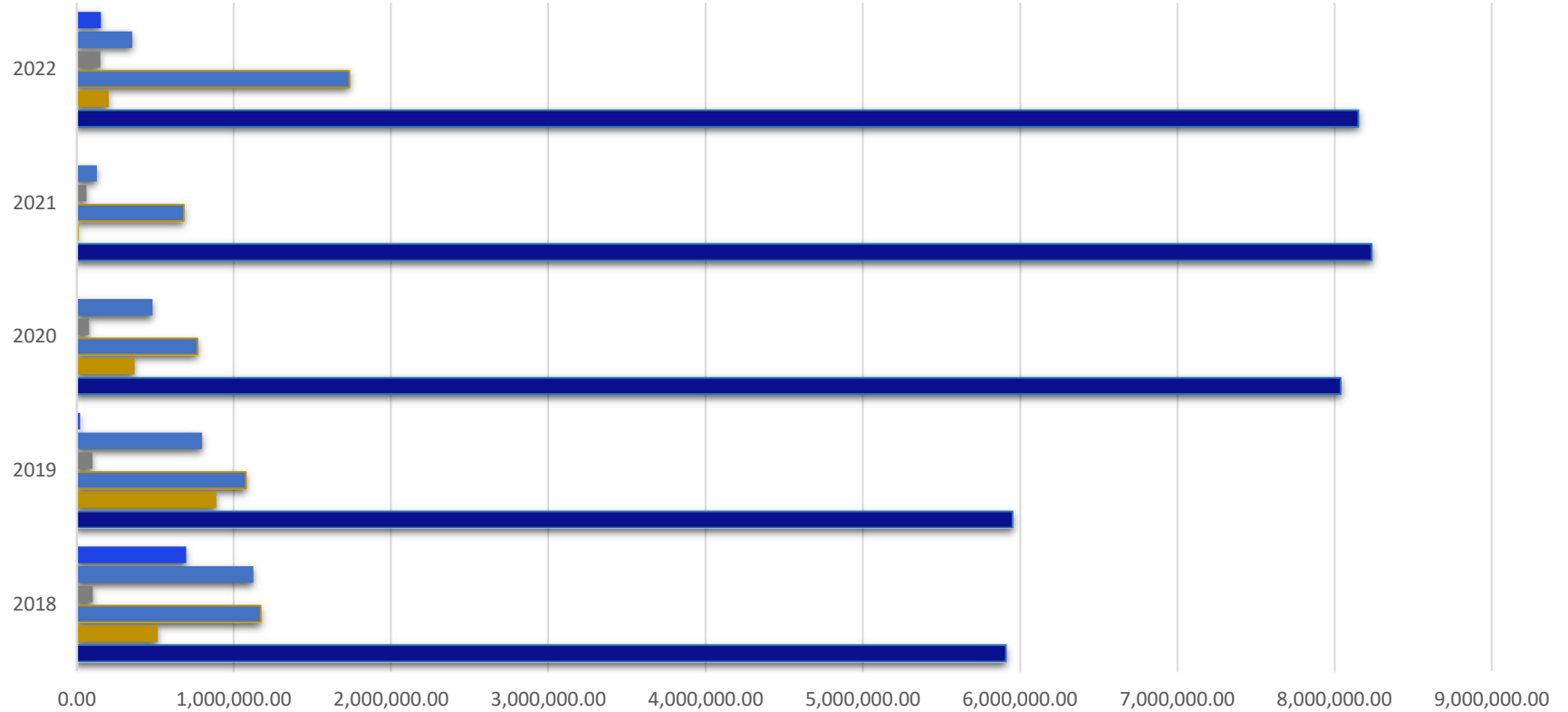
	2018	2019	2020	2021	2022
■ Total Award (Including Incoming Sub-Awards)	\$8,623,367	\$6,396,526	\$7,283,917	\$10,851,624	\$10,595,089
■ Total Incoming Sub-Awards	\$1,137,563	\$647,264	\$463,195	\$1,315,728	\$2,795,463
■ (Incoming Sub-Awards % of Total Award	13.19%	10.12%	6.36%	12.12%	26.38%
■ Awards Processed	53	32	40	39	47

## School of Nursing Award Results by Research Type May FY18-FY22



	2018	2019	2020	2021	2022
■ Other	\$803,641	\$30,812	\$115,313	\$4,773,354	\$1,369,858
■ Research	\$7,630,522	\$5,563,343	\$6,768,645	\$5,352,836	\$7,472,822
■ Training	\$189,204	\$802,371	\$399,959	\$725,434	\$1,752,409

## School of Nursing Award Results by Sponsored Type May FY18-FY22



	2018	2019	2020	2021	2022
■ Corporate	696,295.86	21,775.60			154,377.36
■ University	1,123,690.80	798,299.21	482,434.48	128,913.67	352,695.87
■ State	102,163.76	101,011.77	78,669.25	61,803.30	151,060.12
■ Private	1,169,535.27	1,076,328.01	767,672.41	682,276.44	1,734,395.24
■ Foreign	515,918.71	888,968.34	368,318.56	13,964.12	204,114.89
■ Federal	5,909,986.91	5,952,249.78	8,040,163.64	8,236,937.15	8,151,483.85