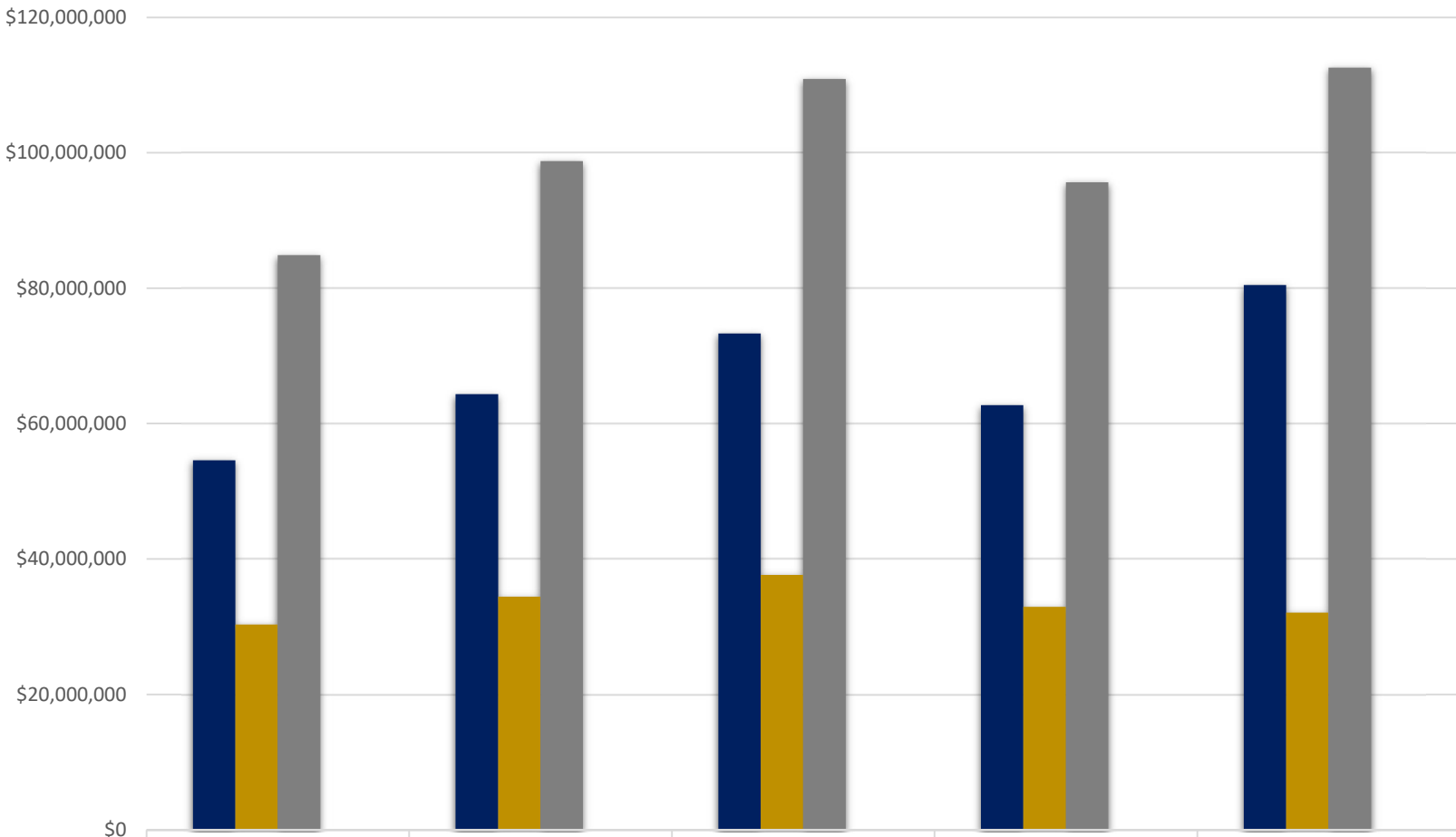
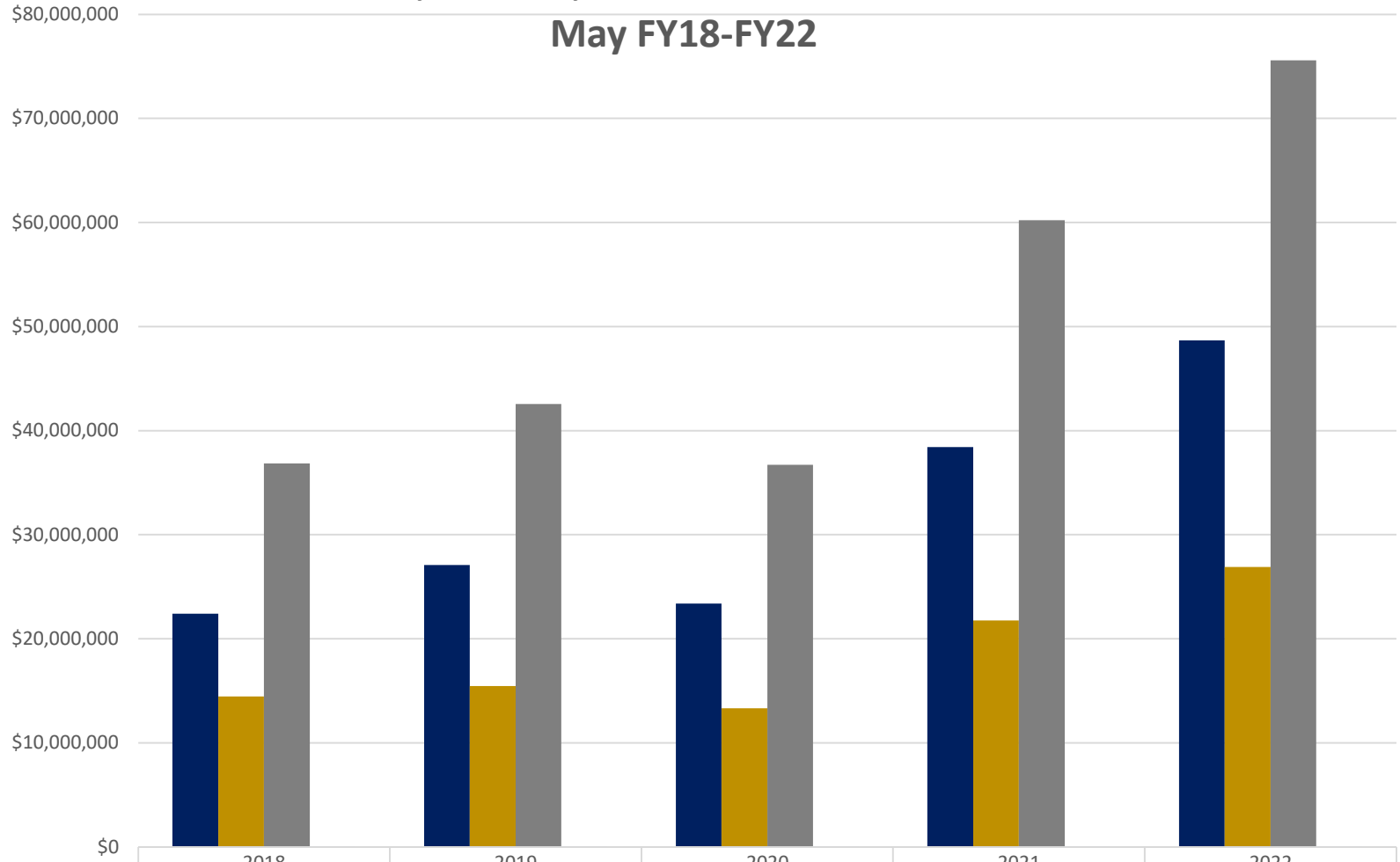


Yerkes Primate Center Proposals Submitted -Direct, Indirect and Total (\$'s) Processed May FY18-FY22



	2018	2019	2020	2021	2022
■ Direct Budget Amount	\$54,592,796	\$64,333,163	\$73,294,620	\$62,704,461	\$80,482,590
■ Indirect Budget Amount	\$30,288,390	\$34,429,224	\$37,622,311	\$32,924,694	\$32,088,224
■ Total Proposal	\$84,881,186	\$98,762,387	\$110,916,931	\$95,629,155	\$112,570,814
■ Proposals Processed Count	144	165	173	169	129

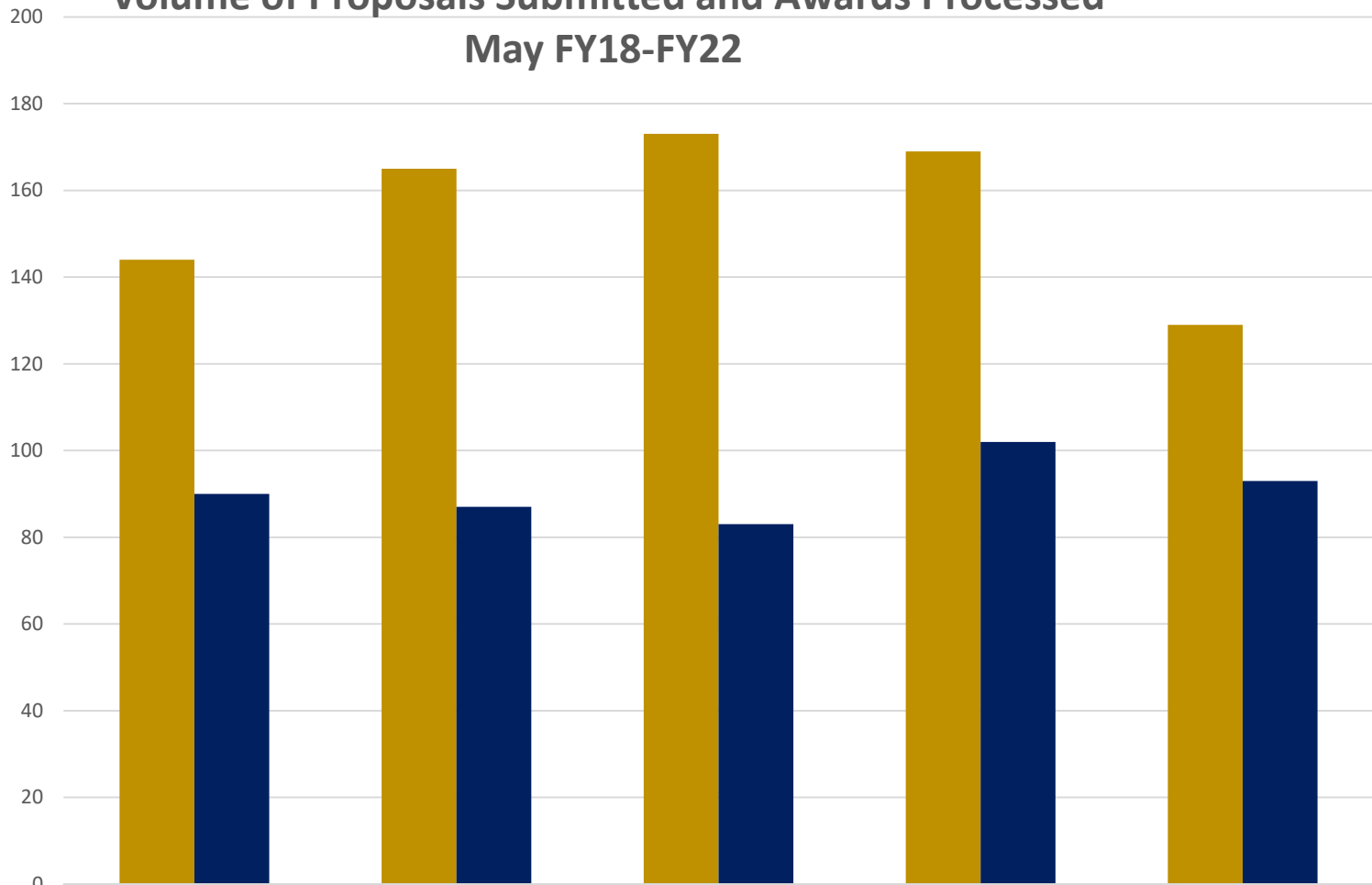
Yerkes Primate Center - Award Results Direct, Indirect, Total and Award Processed May FY18-FY22



	2018	2019	2020	2021	2022
■ Direct (\$'s)	\$22,411,984	\$27,092,192	\$23,385,405	\$38,429,276	\$48,668,312
■ Indirect (\$'s)	\$14,450,635	\$15,469,162	\$13,329,497	\$21,773,697	\$26,898,785
■ Total Funding Total	\$36,862,618	\$42,561,354	\$36,714,901	\$60,202,974	\$75,567,097
■ Awards Processed	90	87	83	102	93

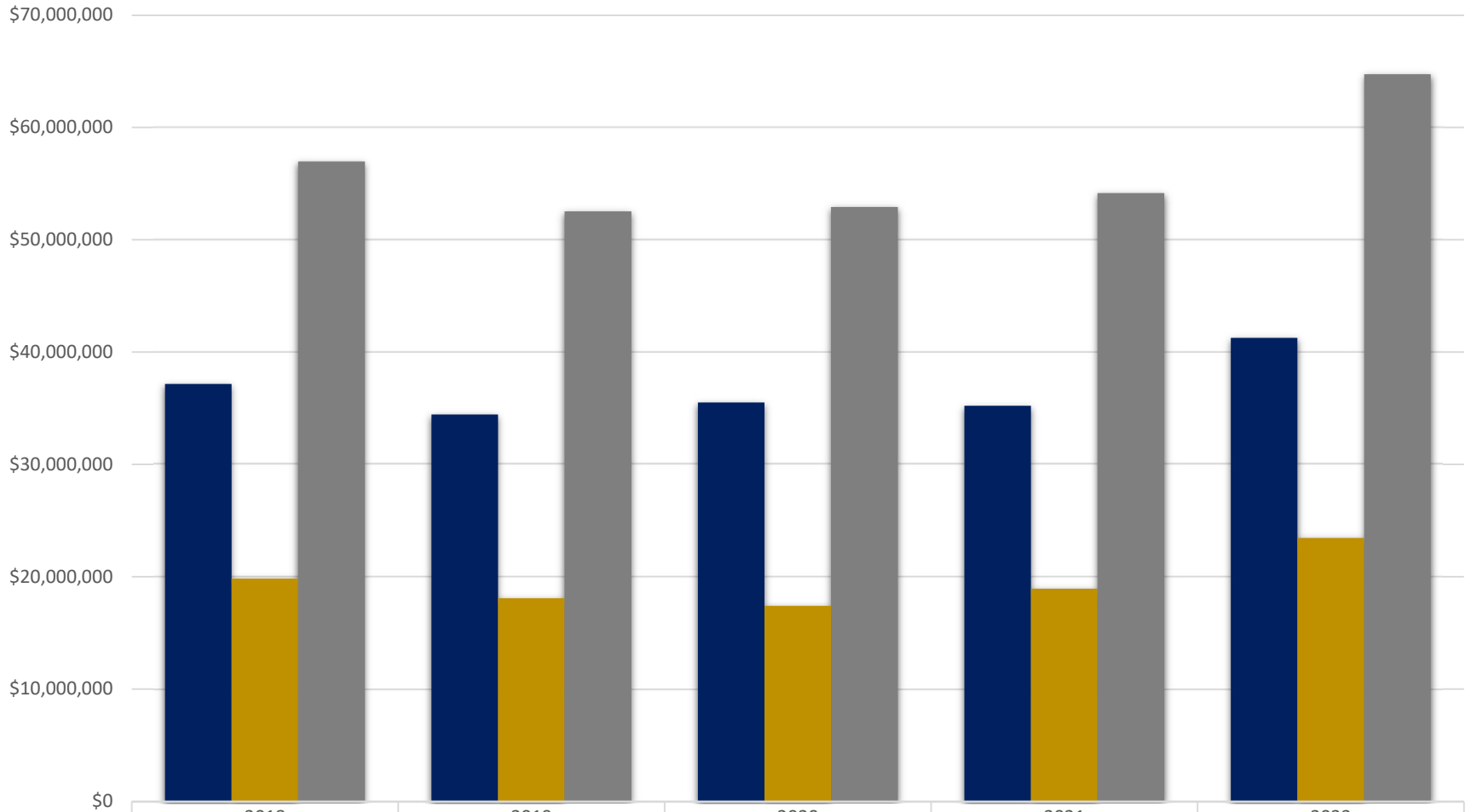
Yerkes Primate Center - Award Results

Volume of Proposals Submitted and Awards Processed May FY18-FY22



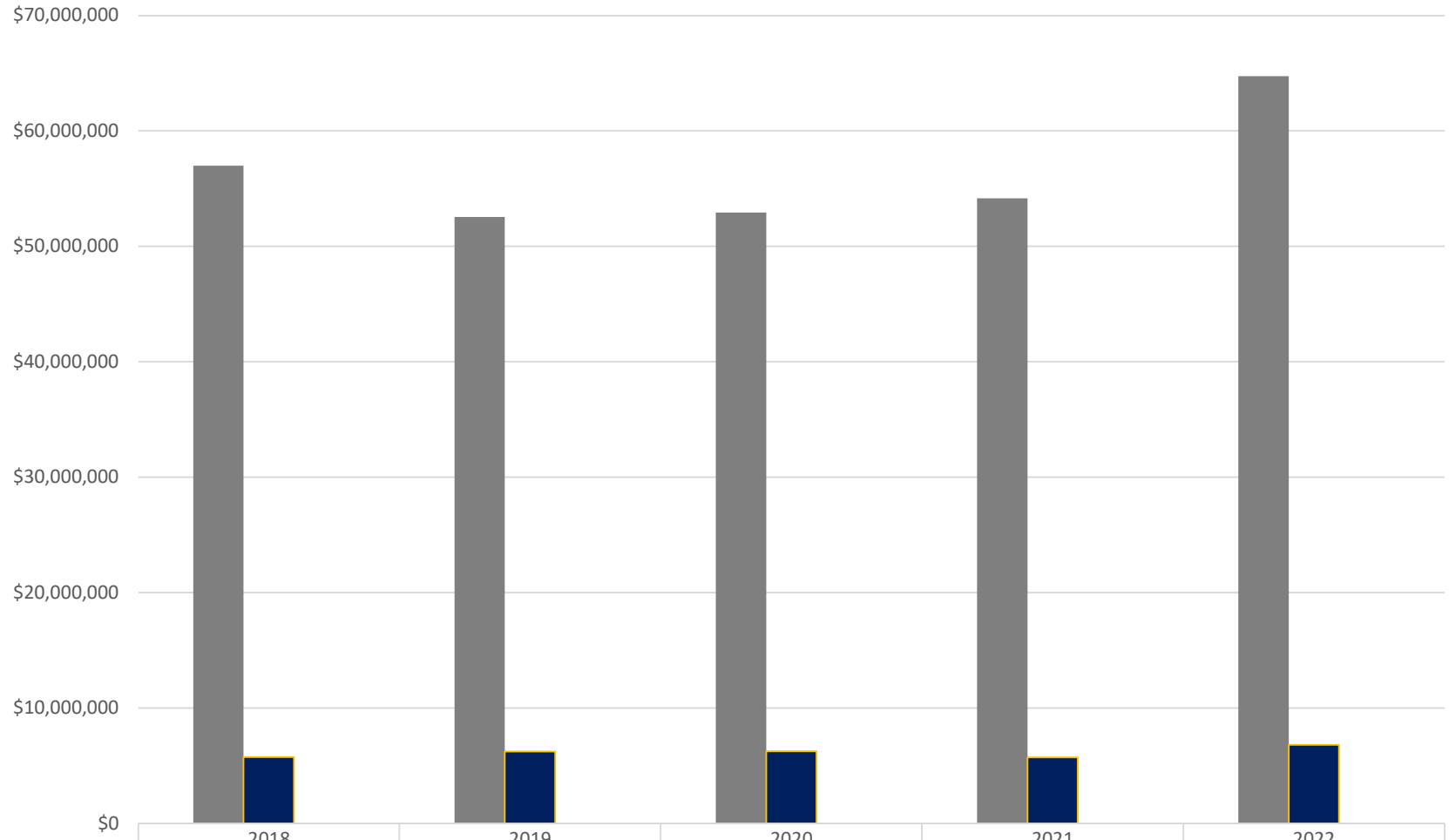
	2018	2019	2020	2021	2022
Proposals Processed Count	144	165	173	169	129
Awards Processed	90	87	83	102	93

Yerkes Primate Center - Sponsored Research Expenditures Direct, Indirect and Total May FY18-FY22



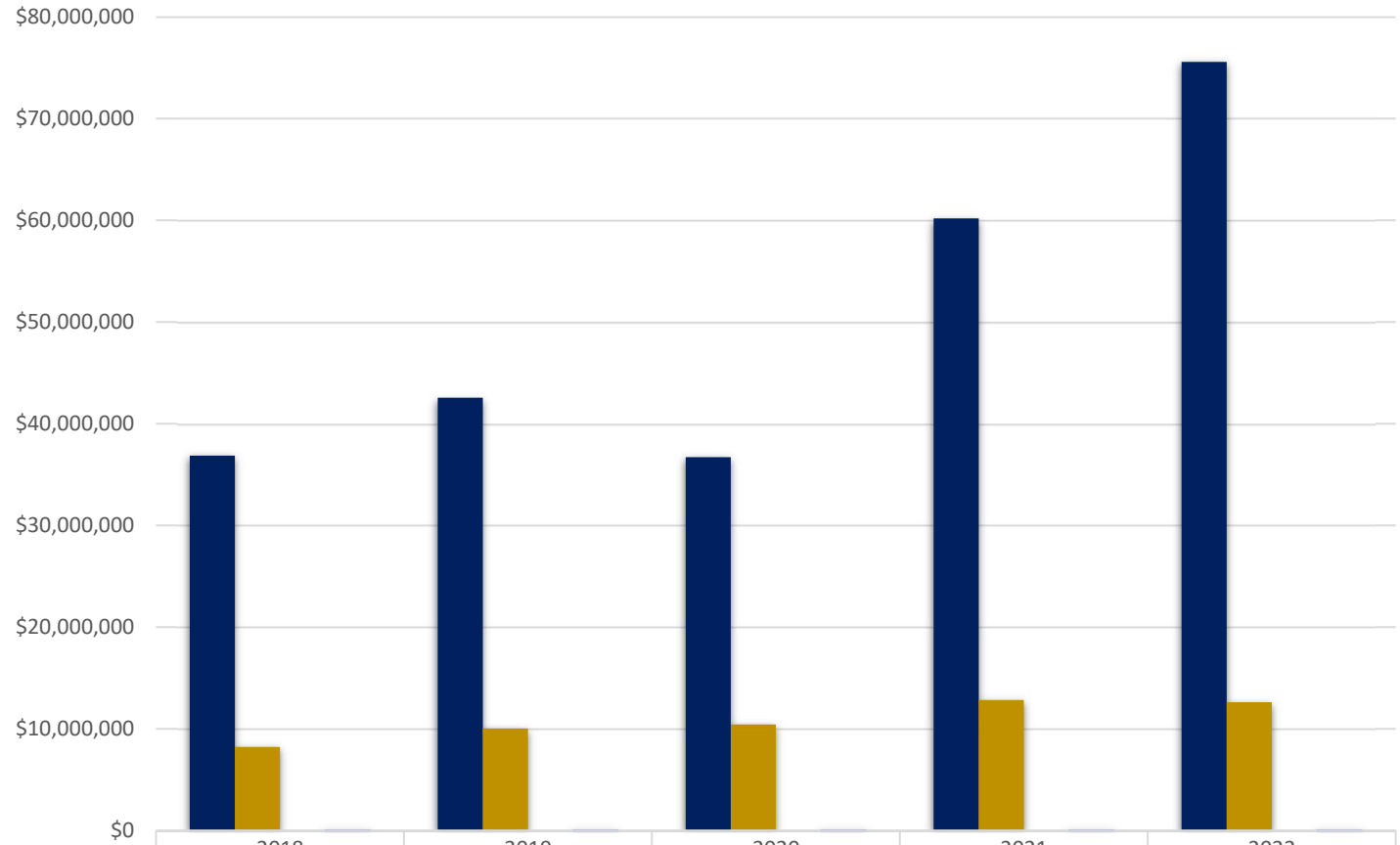
	2018	2019	2020	2021	2022
■ Direct (\$'s)	\$37,157,977	\$34,437,656	\$35,508,493	\$35,230,207	\$41,265,109
■ Indirect (\$'s)	\$19,821,211	\$18,089,847	\$17,406,726	\$18,926,577	\$23,458,749
■ Total Expenses	\$56,979,188	\$52,527,503	\$52,915,219	\$54,156,785	\$64,723,858

Yerkes Primate Center Sponsored Research Expenditures, Outgoing Sub-Awards May FY18-FY22



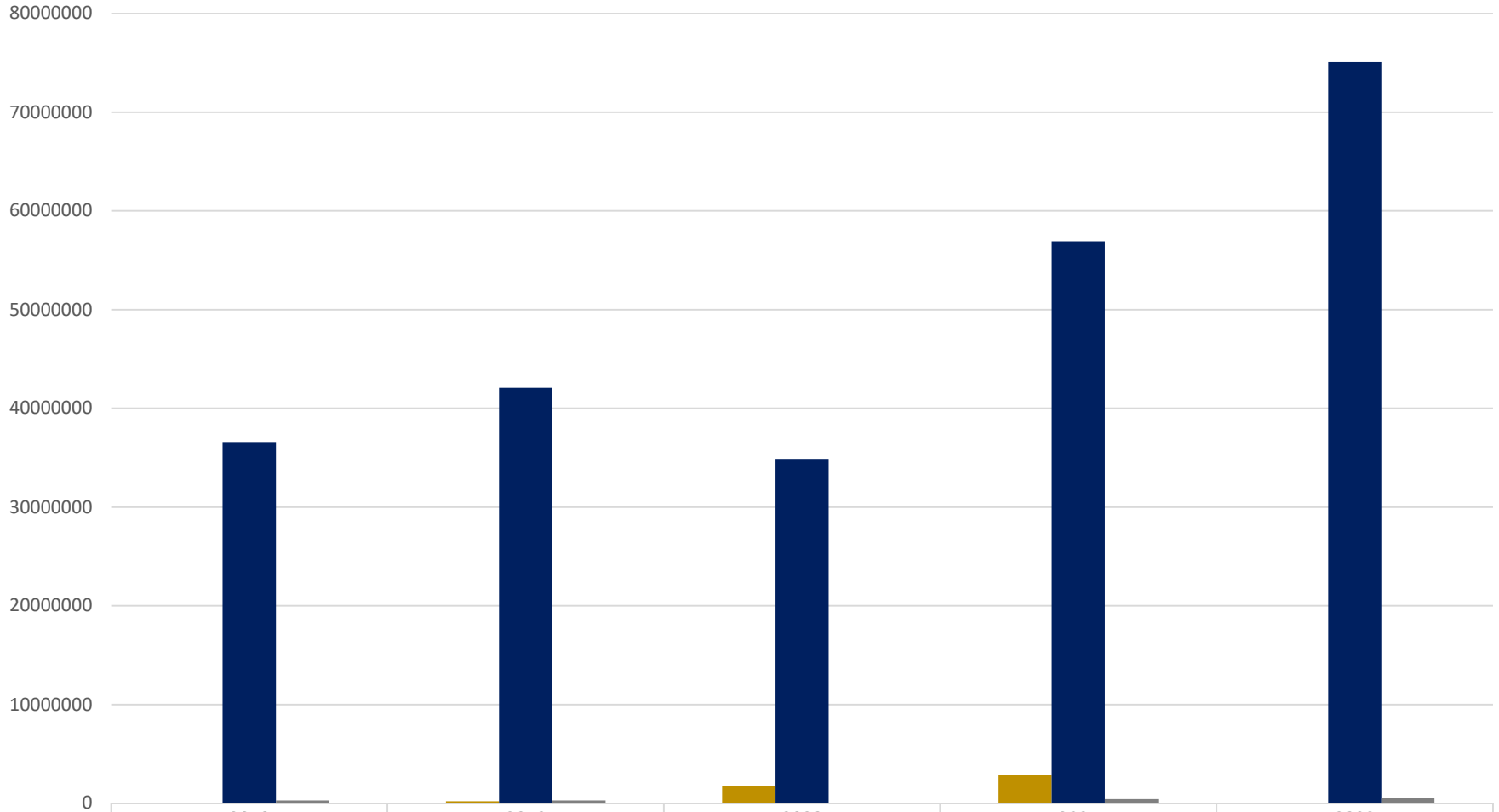
■ Total Expenses	\$56,979,188	\$52,527,503	\$52,915,219	\$54,156,785	\$64,723,858
■ Outgoing Sub-Awards	\$5,745,681	\$6,215,232	\$6,256,000	\$5,723,480	\$6,803,791
■ % of Expense Total	10.08%	11.83%	11.82%	10.57%	10.51%

Yerkes Primate Center Awards Incoming Sub-Awards Total Award Funding and Processed May FY18-FY22



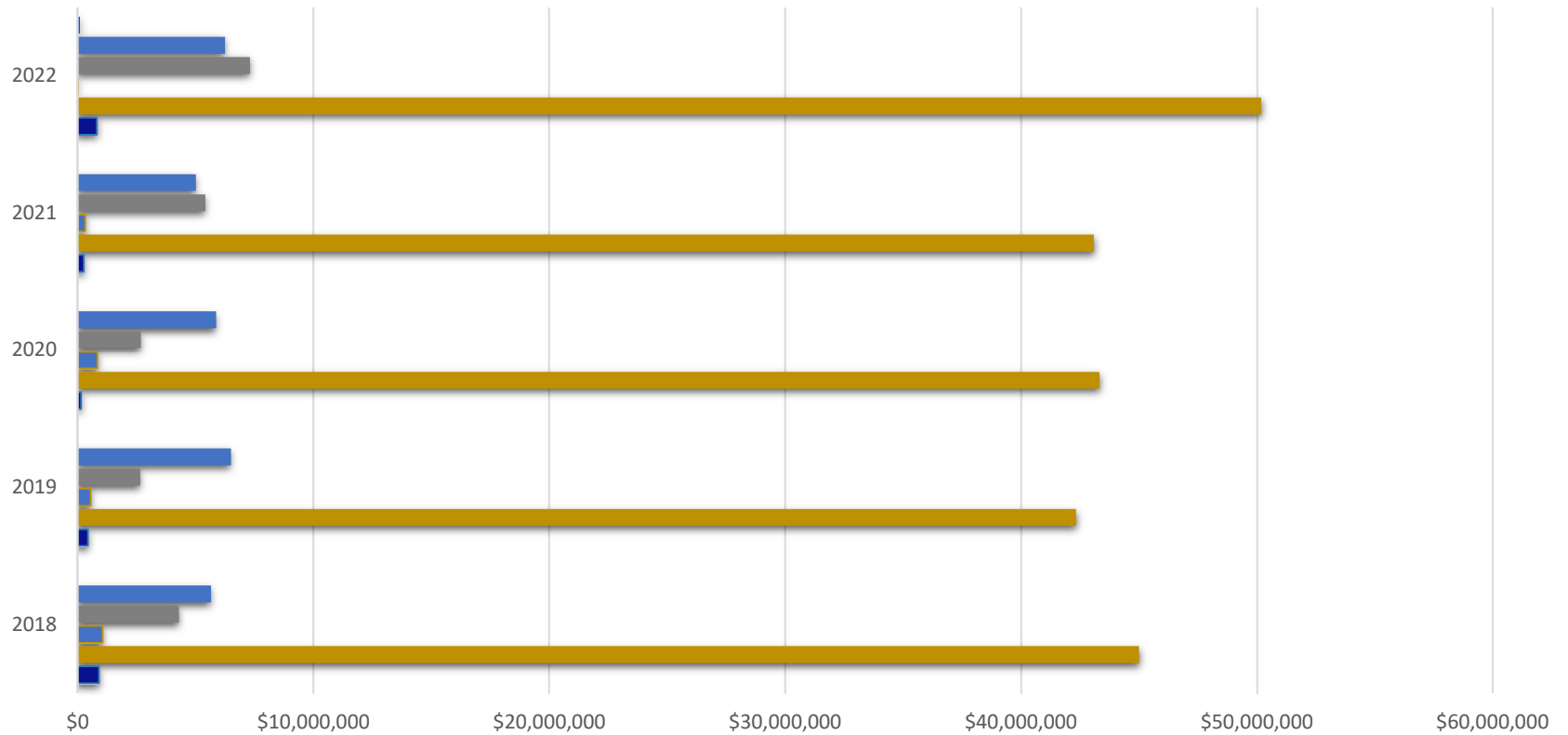
	2018	2019	2020	2021	2022
■ Total Award (Including Incoming Sub-Awards)	\$36,862,618	\$42,561,354	\$36,714,901	\$60,202,974	\$75,567,097
■ Total Incoming Sub-Awards	\$8,239,078	\$10,047,160	\$10,455,967	\$12,856,598	\$12,627,112
■ (Incoming Sub-Awards % of Total Award	22.35%	23.61%	28.48%	21.36%	16.71%
■ Awards Processed	90	87	83	102	93

Yerkes Primate Center Award Results by Research Type May FY18-FY22



■ Other		\$213,026	\$1,774,011	\$2,870,400	\$0
■ Research	\$36,573,959	\$42,064,681	\$34,865,149	\$56,911,363	\$75,056,361
■ Training	\$288,659	\$283,647	\$75,741	\$421,211	\$510,736

Yerkes Primate Center Award Results by Sponsored Type May FY18-FY22



	2018	2019	2020	2021	2022
Other Sponsor					\$113,965
University	\$5,668,980	\$6,507,835	\$5,885,295	\$5,025,852	\$6,255,609
Private	\$4,311,868	\$2,664,546	\$2,691,095	\$5,429,531	\$7,323,016
Foreign	\$1,068,770	\$563,088	\$843,893	\$332,712	\$15,054
Federal	\$45,012,198	\$42,343,034	\$43,336,654	\$43,095,957	\$50,193,924
Corporate	\$917,372	\$448,999	\$158,281	\$272,732	\$822,291