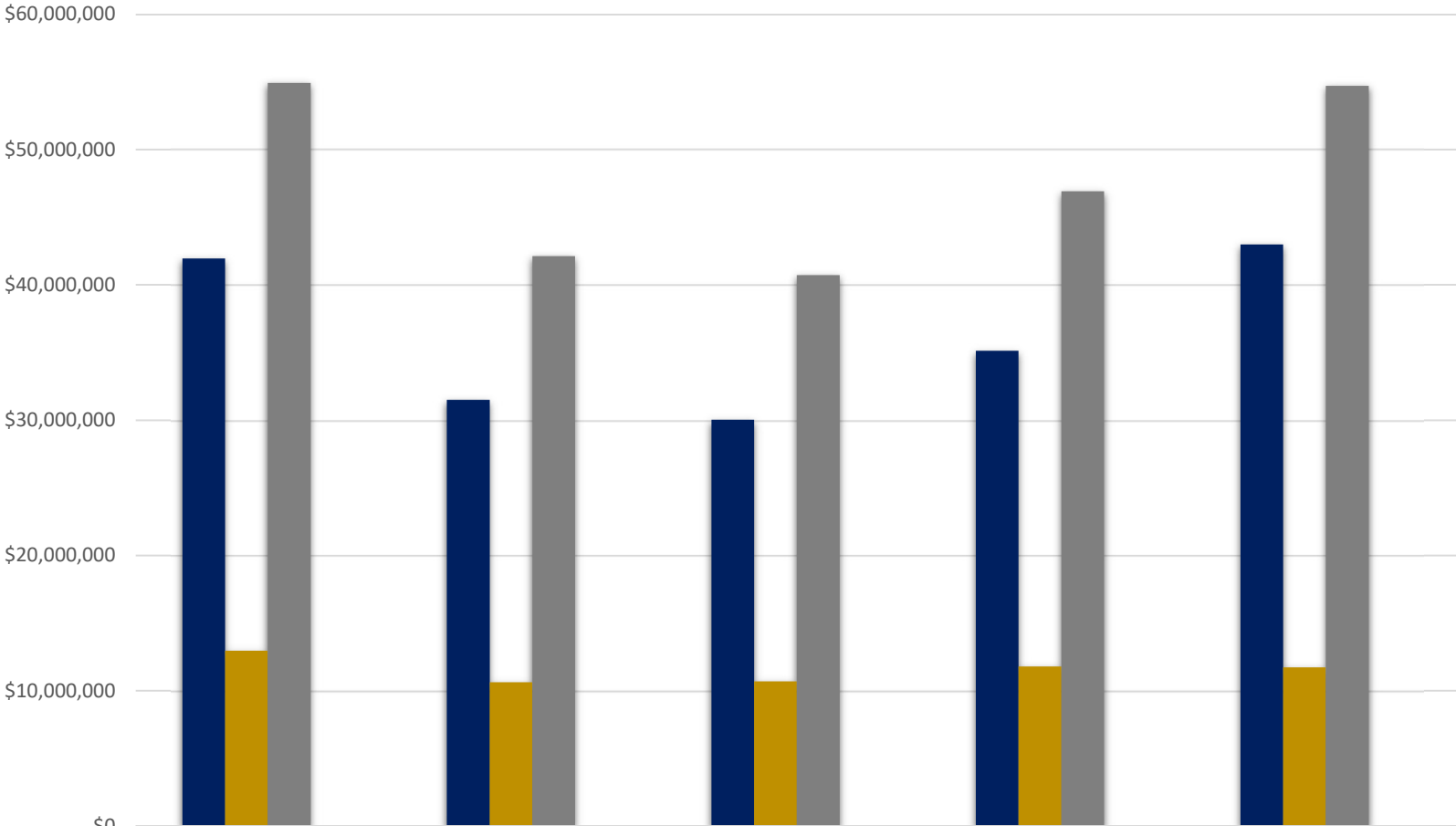


## Emory College Proposals Submitted -Direct, Indirect and Total (\$'s) Processed May FY18-FY22

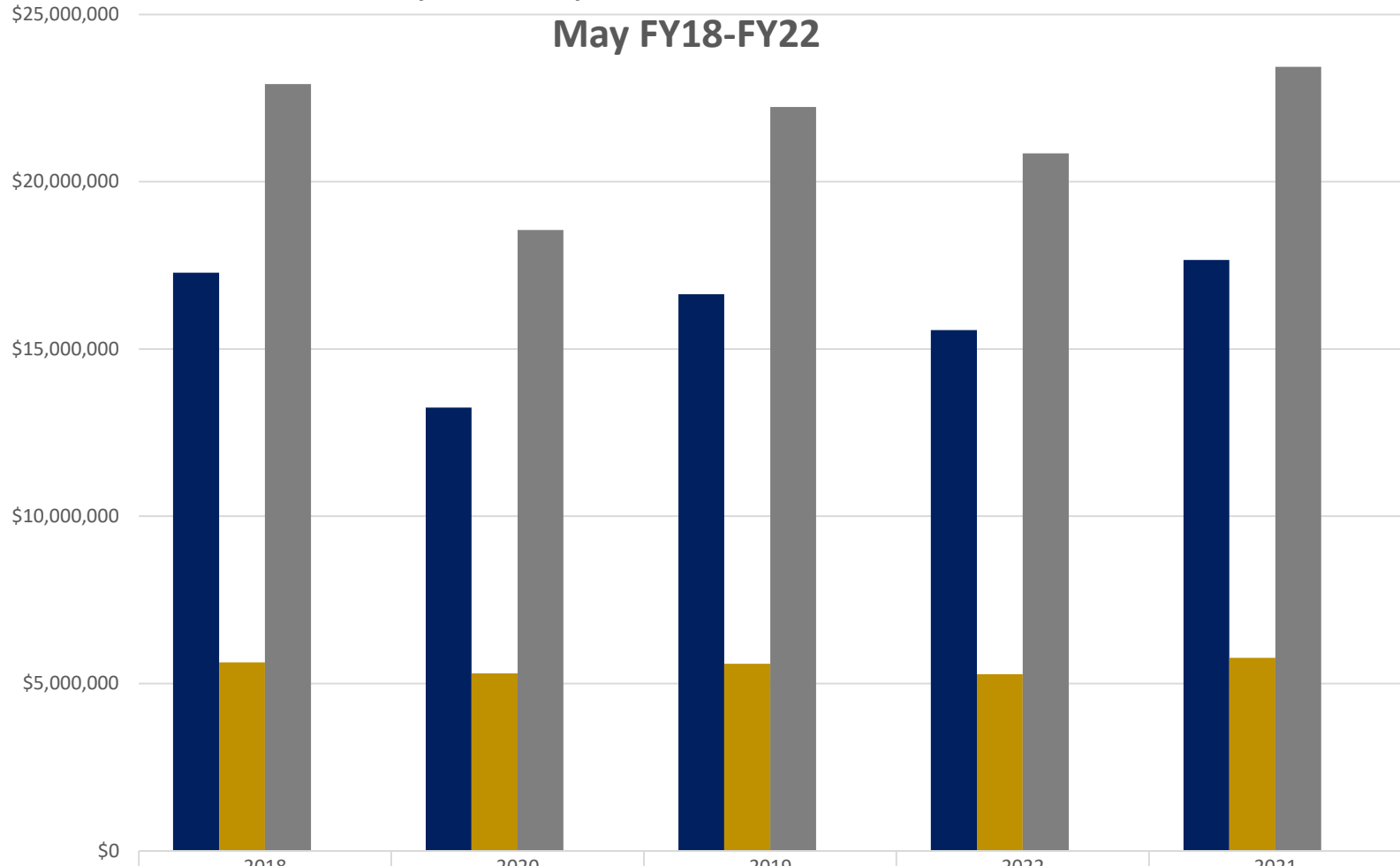


	2018	2019	2020	2021	2022
Direct Budget Amount	\$41,959,027	\$31,495,611	\$30,036,257	\$35,132,770	\$42,981,544
Indirect Budget Amount	\$12,965,540	\$10,629,509	\$10,681,638	\$11,791,278	\$11,733,745
Total Proposal	\$54,924,567	\$42,125,120	\$40,717,895	\$46,924,048	\$54,715,289
Proposals Processed Count	253	225	240	245	247

## Emory College - Award Results

### Direct, Indirect, Total and Award Processed

#### May FY18-FY22

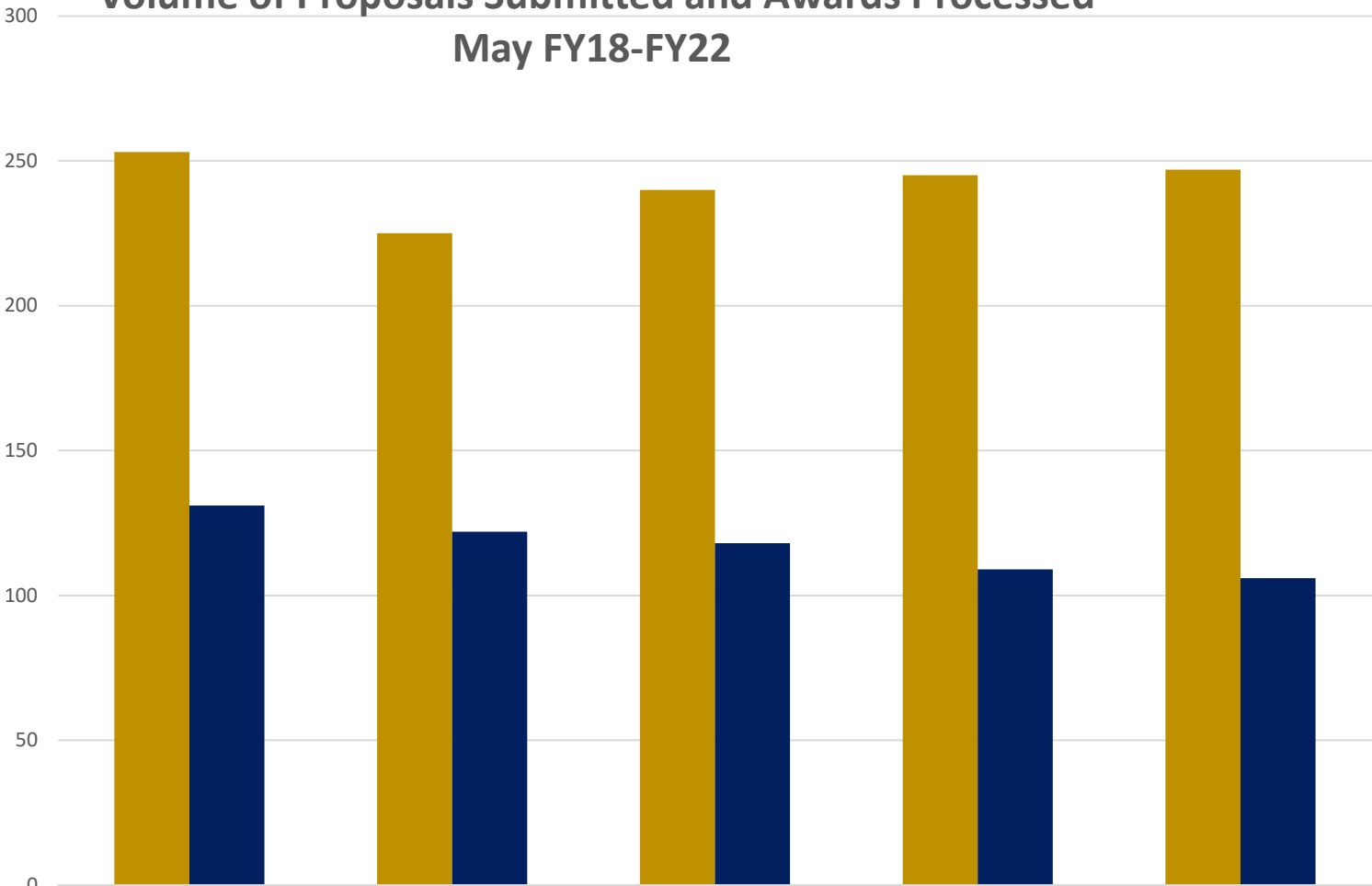


	2018	2020	2019	2022	2021
■ Direct (\$'s)	\$17,281,606	\$13,246,394	\$16,634,532	\$15,565,349	\$17,662,055
■ Indirect (\$'s)	\$5,636,802	\$5,307,292	\$5,594,601	\$5,280,428	\$5,771,578
■ Total Funding Total	\$22,918,408	\$18,553,686	\$22,229,133	\$20,845,776	\$23,433,632
■ Awards Processed	131	122	118	109	106

# Emory College - Award Results

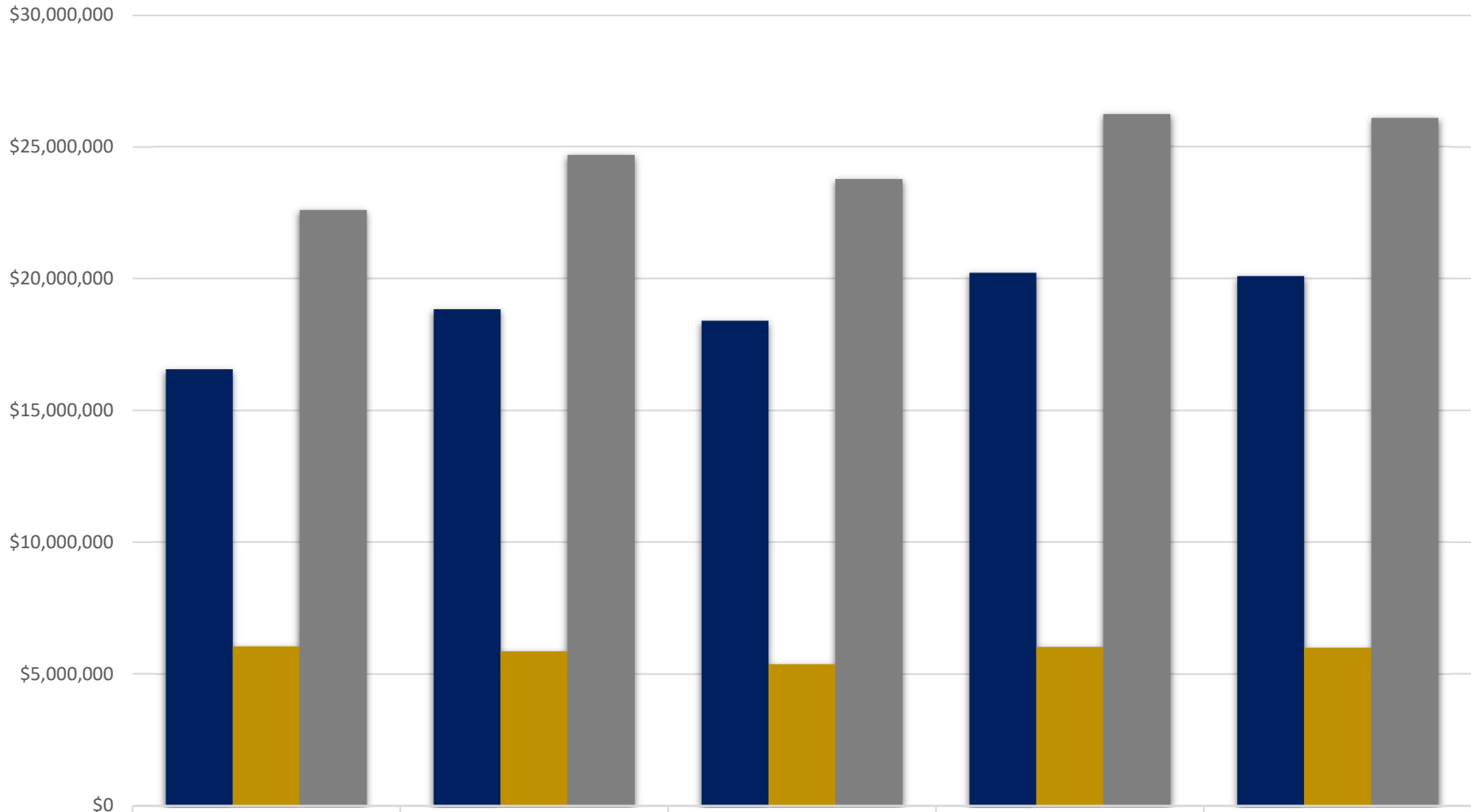
## Volume of Proposals Submitted and Awards Processed

### May FY18-FY22



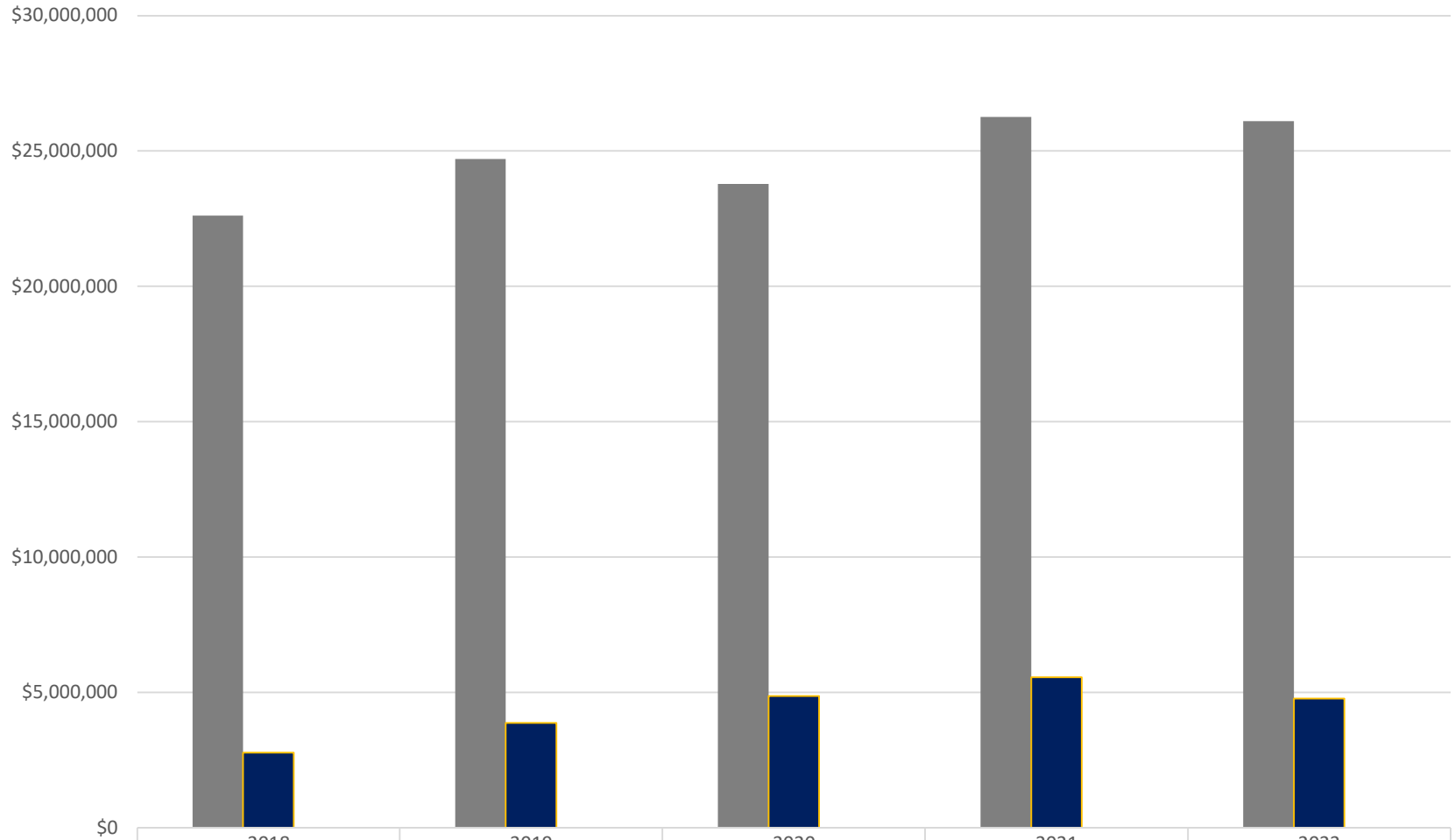
	2018	2019	2020	2021	2022
Proposals Processed Count	253	225	240	245	247
Awards Processed	131	122	118	109	106

## Emory College - Sponsored Research Expenditures Direct, Indirect and Total May FY18-FY22



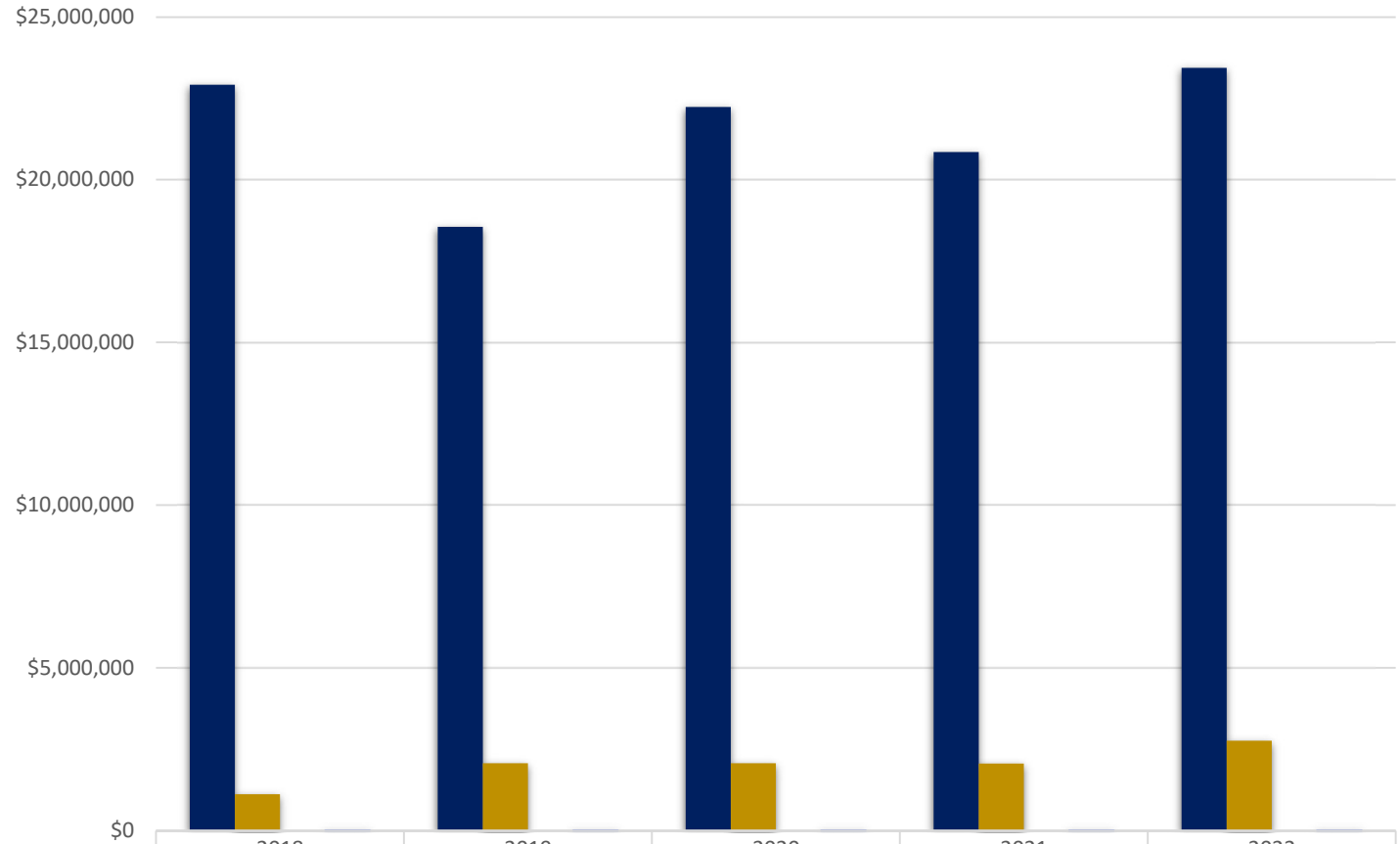
	2018	2019	2020	2021	2022
■ Direct (\$'s)	\$16,559,192	\$18,837,707	\$18,404,605	\$20,225,740	\$20,102,203
■ Indirect (\$'s)	\$6,045,191	\$5,861,305	\$5,370,160	\$6,023,133	\$5,993,041
■ Total Expenses	\$22,604,383	\$24,699,012	\$23,774,765	\$26,248,873	\$26,095,244

## Emory College Sponsored Research Expenditures, Outgoing Sub-Awards May FY18-FY22



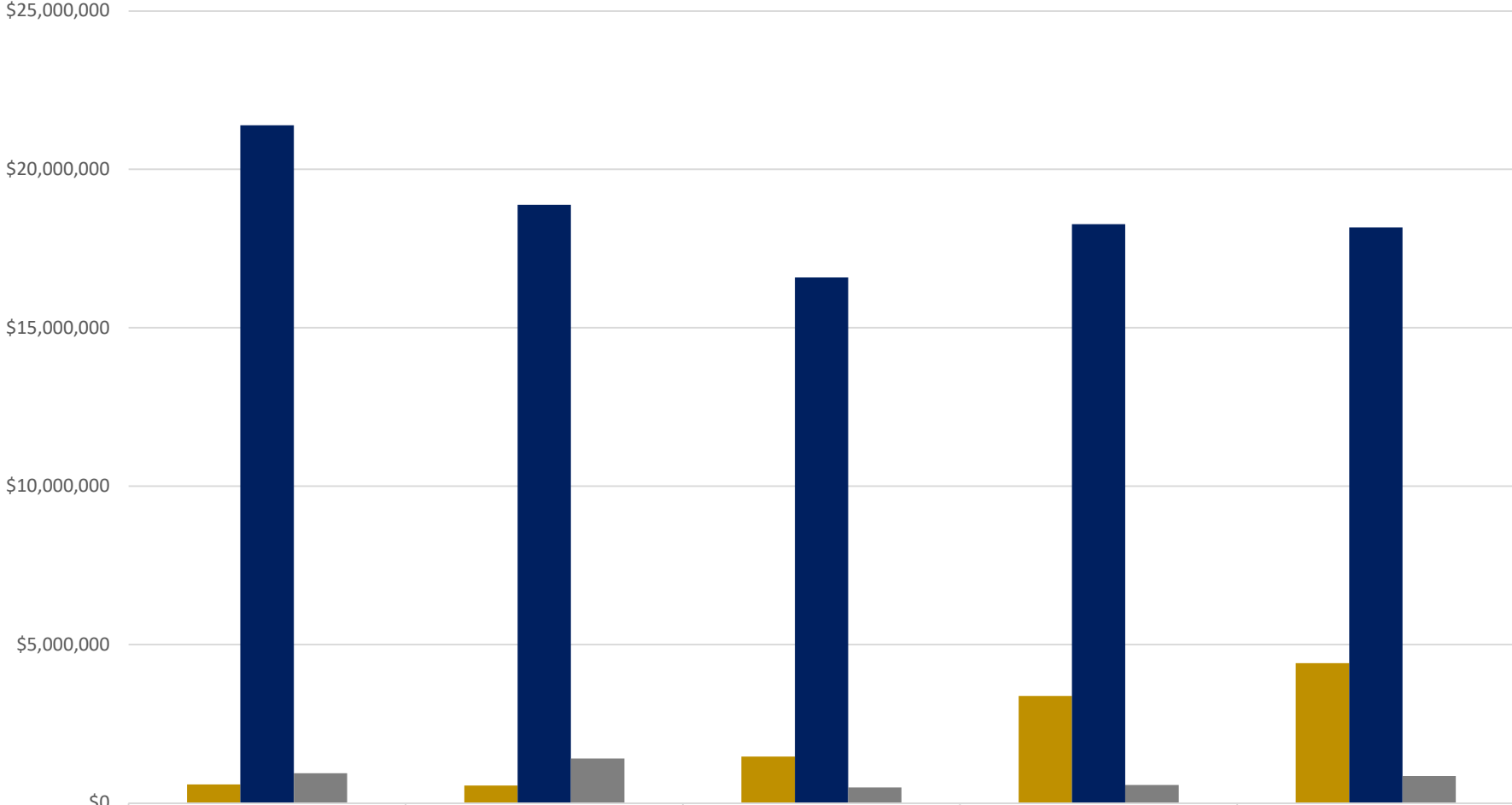
■ Total Expenses	\$22,604,383	\$24,699,012	\$23,774,765	\$26,248,873	\$26,095,244
■ Outgoing Sub-Awards	\$2,768,582	\$3,872,712	\$4,868,139	\$5,561,003	\$4,772,100
■ % of Expense Total	12.25%	15.68%	20.48%	21.19%	18.29%

## Emory College Awards Incoming Sub-Awards Total Award Funding and Processed May FY18-FY22



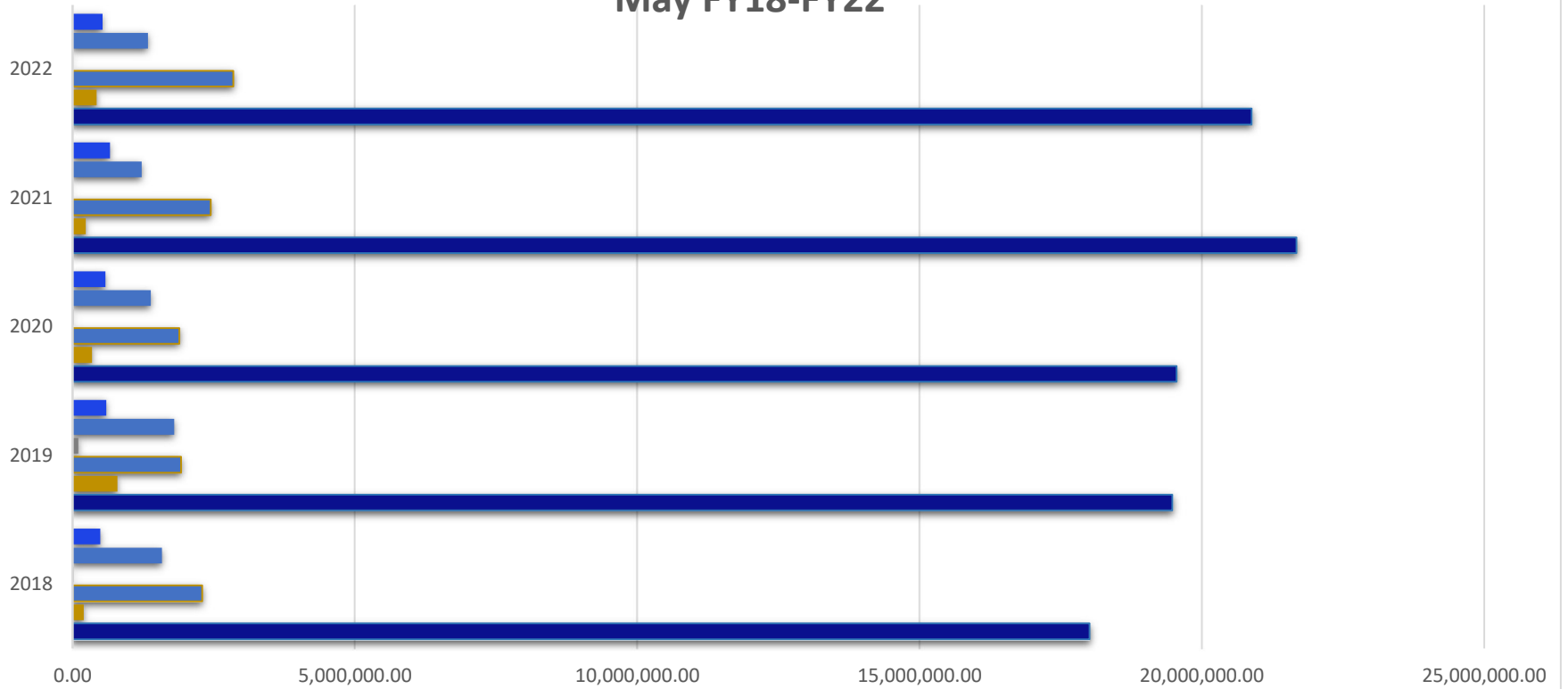
	2018	2019	2020	2021	2022
■ Total Award (Including Incoming Sub-Awards)	\$22,918,408	\$18,553,686	\$22,229,133	\$20,845,776	\$23,433,632
■ Total Incoming Sub-Awards	\$1,121,053	\$2,072,558	\$2,070,322	\$2,061,379	\$2,759,700
■ (Incoming Sub-Awards % of Total Award	4.89%	11.17%	9.31%	9.89%	11.78%
■ Awards Processed	131	122	118	109	106

# Emory College Award Results by Research Type May FY18-FY22



	2018	2019	2020	2021	2022
Other	\$585,247	\$557,271	\$1,464,938	\$3,385,818	\$4,416,413
Research	\$21,391,882	\$18,877,353	\$16,590,322	\$18,270,660	\$18,160,646
Training	\$941,279	\$1,411,152	\$498,426	\$572,655	\$856,573

## Emory College Award Results by Sponsored Type May FY18-FY22



	2018	2019	2020	2021	2022
■ Corporate	493,136.97	598,635.05	581,313.94	663,758.49	530,277.29
■ University	1,584,823.96	1,801,210.20	1,387,802.84	1,226,024.83	1,337,394.66
■ State	15,673.59	101,745.39	16,452.46	803.00	14,357.75
■ Private	2,297,272.65	1,924,566.06	1,890,315.10	2,447,875.64	2,850,210.16
■ Foreign	201,090.95	794,782.56	343,870.47	232,422.77	424,245.87
■ Federal	18,012,384.68	19,478,072.49	19,555,010.46	21,675,574.12	20,884,237.10