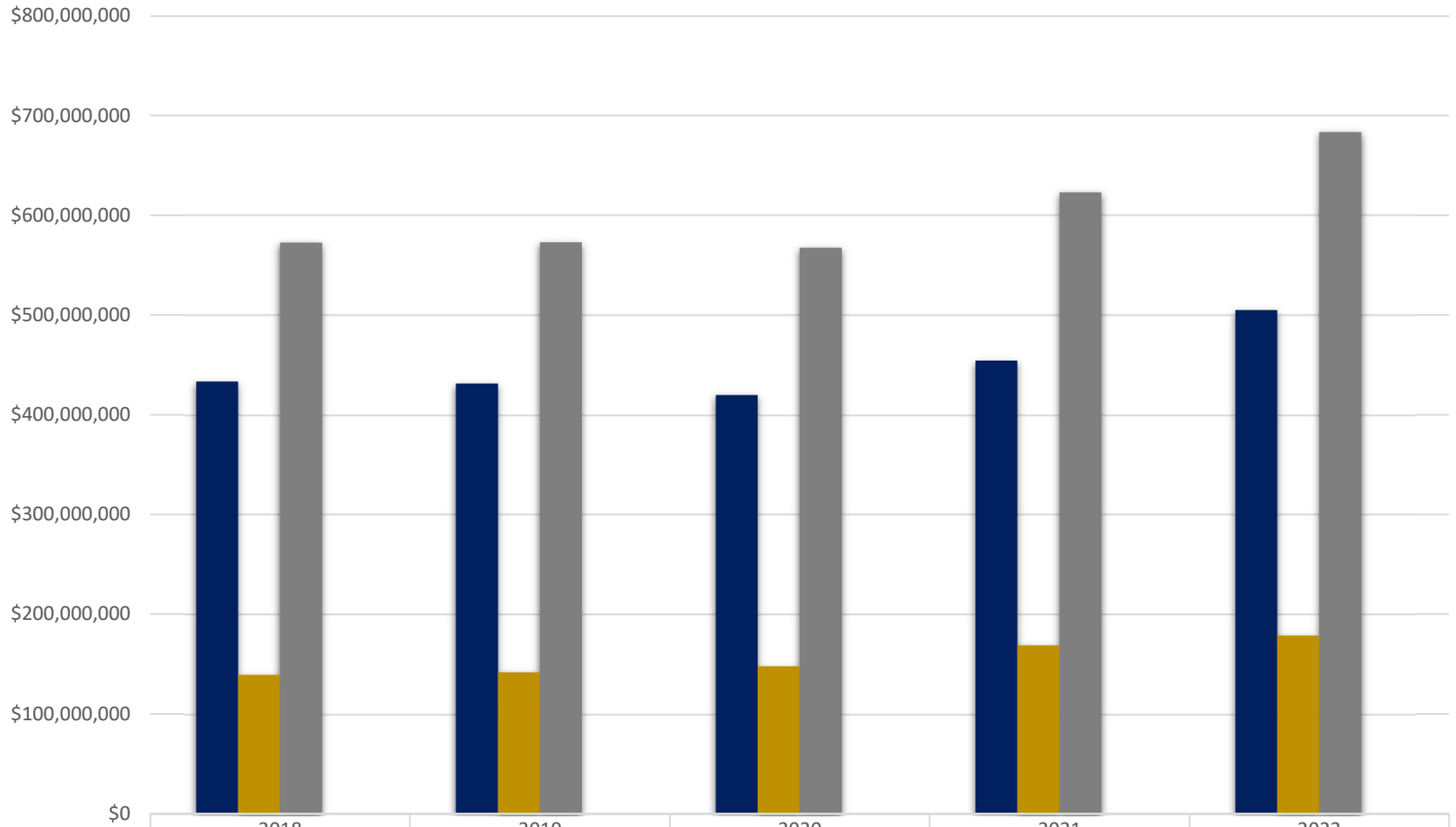


Emory University Proposals Submitted -Direct, Indirect and Total (\$'s) Processed February FY18-FY22

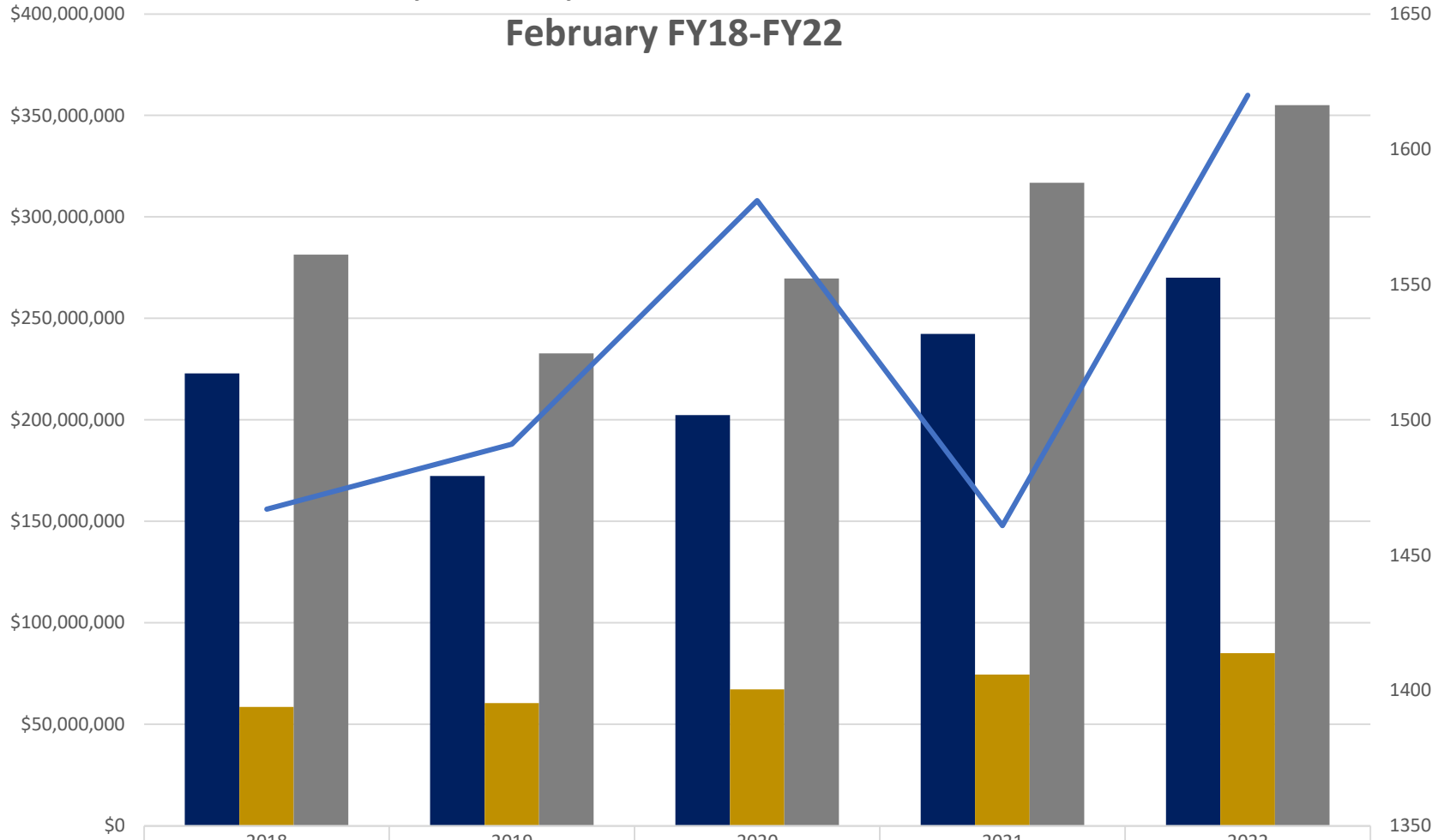


	2018	2019	2020	2021	2022
■ Direct Budget Amount	\$433,406,906	\$431,390,648	\$419,813,211	\$454,174,985	\$504,908,017
■ Indirect Budget Amount	\$139,157,488	\$141,528,309	\$147,686,472	\$168,789,877	\$178,606,179
■ Total Proposal	\$572,564,394	\$572,918,957	\$567,499,683	\$622,964,862	\$683,514,196
■ Proposals Processed Count	2139	2076	2205	2350	2177

Emory University - Award Results

Direct, Indirect, Total and Award Processed

February FY18-FY22

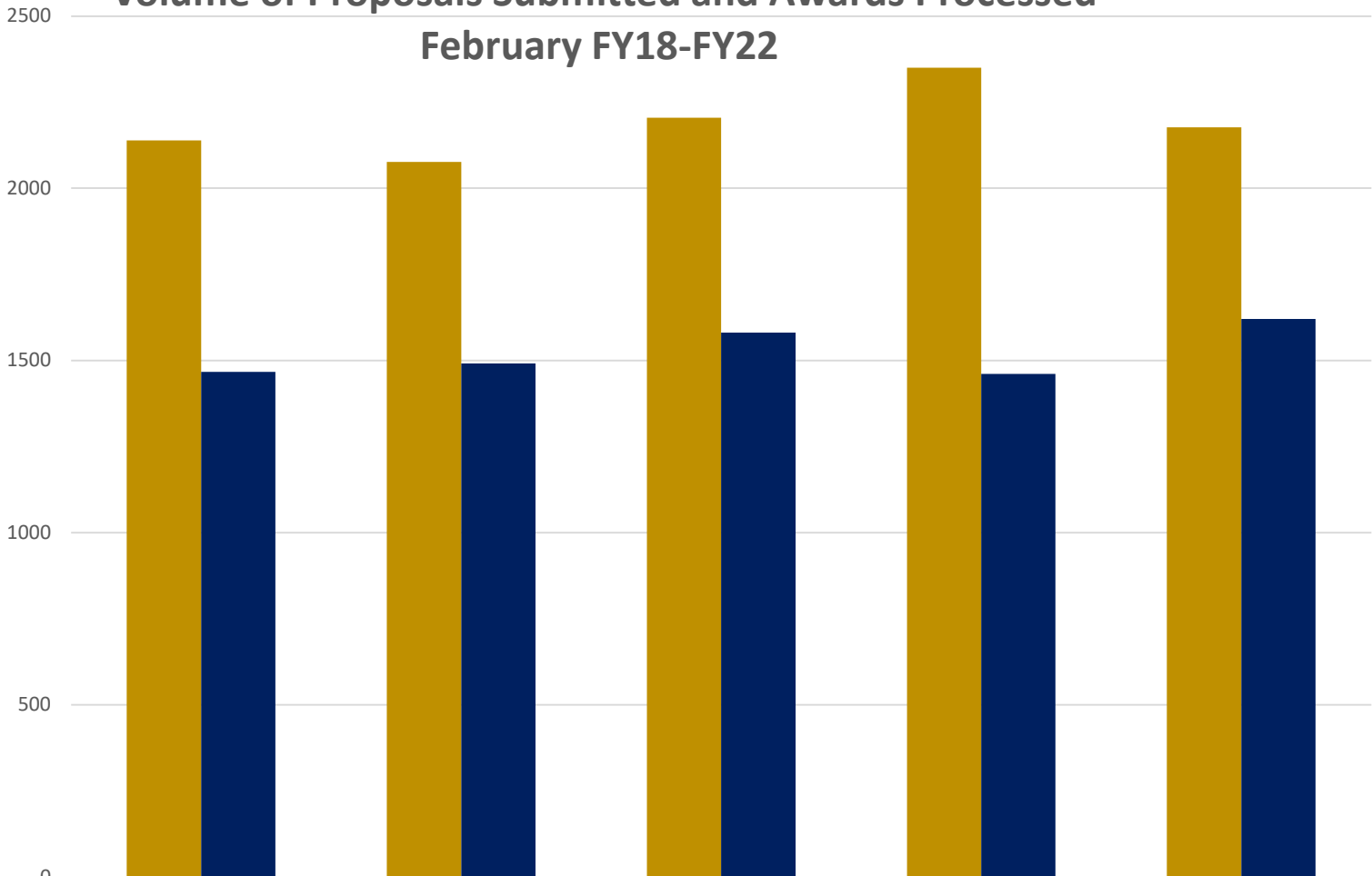


	2018	2019	2020	2021	2022
Direct (\$'s)	\$222,847,545	\$172,378,716	\$202,381,365	\$242,328,500	\$270,029,238
Indirect (\$'s)	\$58,590,698	\$60,378,741	\$67,227,797	\$74,482,179	\$85,055,978
Total Funding Total	\$281,438,242	\$232,757,458	\$269,609,162	\$316,810,679	\$355,085,216
Awards Processed	1467	1491	1581	1461	1620

Emory University - Award Results

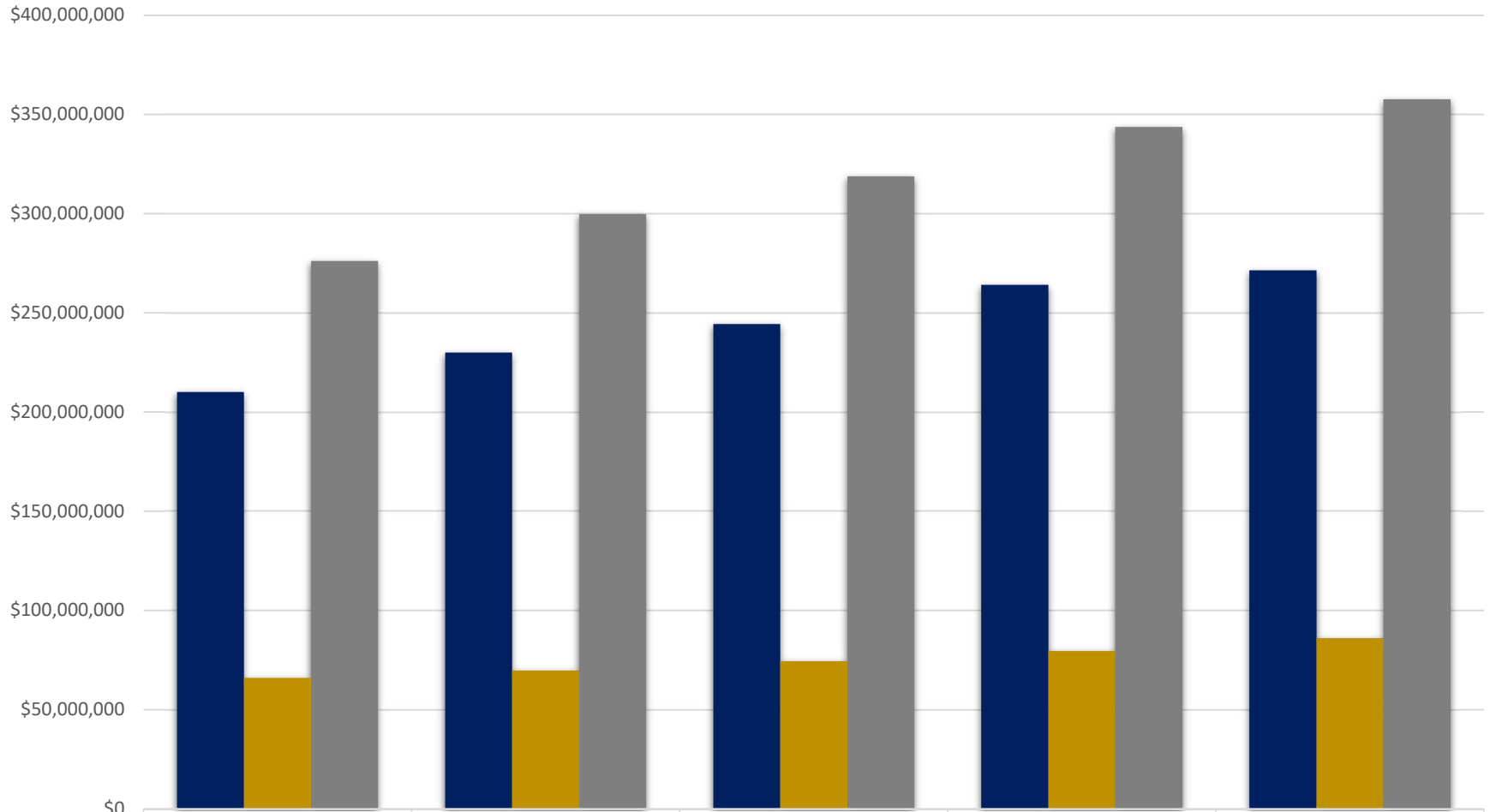
Volume of Proposals Submitted and Awards Processed

February FY18-FY22



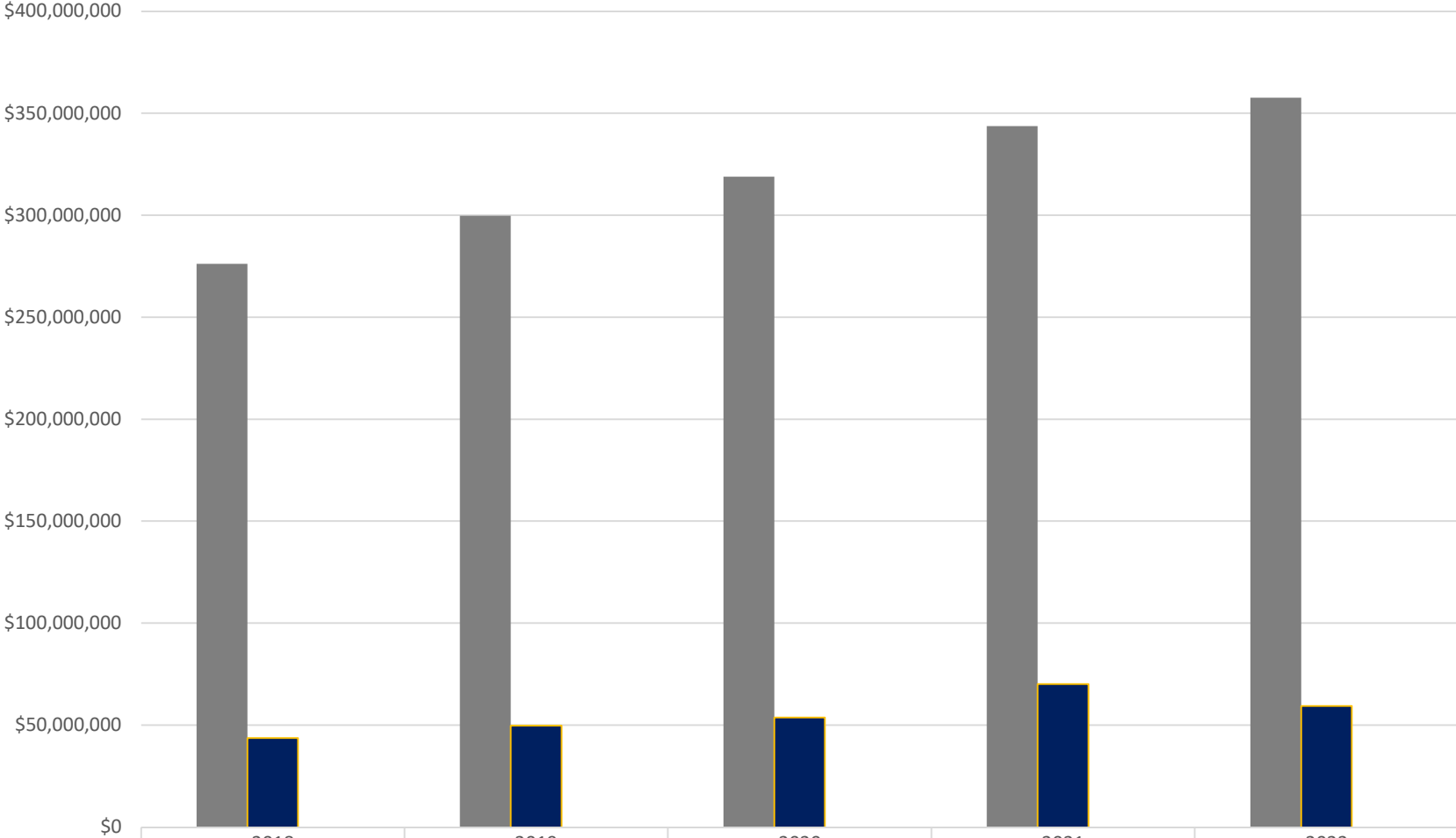
	2018	2019	2020	2021	2022
Proposals Processed Count	2139	2076	2205	2350	2177
Awards Processed	1467	1491	1581	1461	1620

Emory University - Sponsored Research Expenditures Direct, Indirect and Total February FY18-FY22



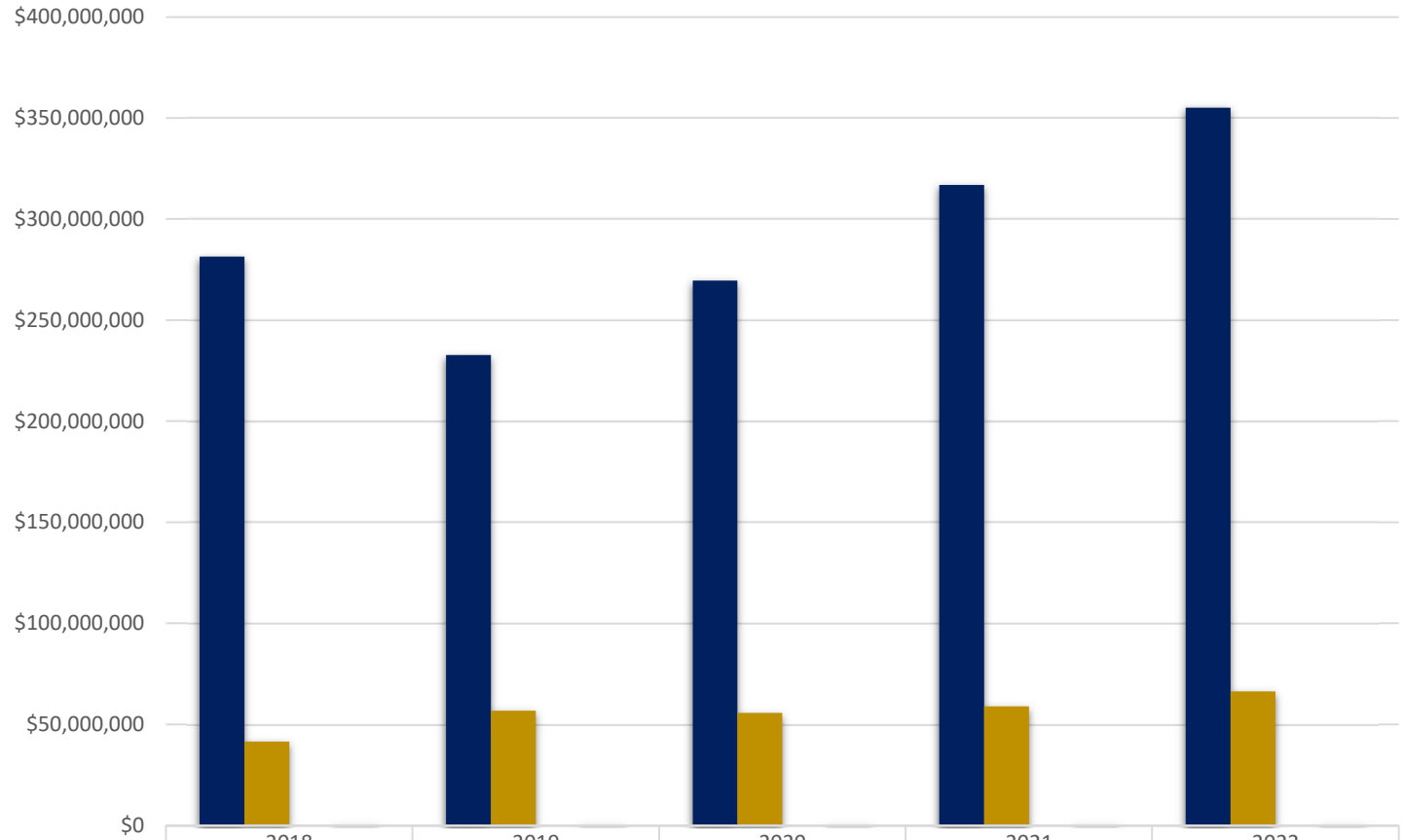
	2018	2019	2020	2021	2022
■ Direct (\$'s)	\$210,110,456	\$229,963,778	\$244,344,389	\$264,095,148	\$271,478,407
■ Indirect (\$'s)	\$66,035,451	\$69,729,331	\$74,443,683	\$79,547,258	\$86,119,677
■ Total Expenses	\$276,145,907	\$299,693,110	\$318,788,072	\$343,642,407	\$357,598,084

Emory University Sponsored Research Expenditures, Outgoing Sub-Awards February FY18-FY22



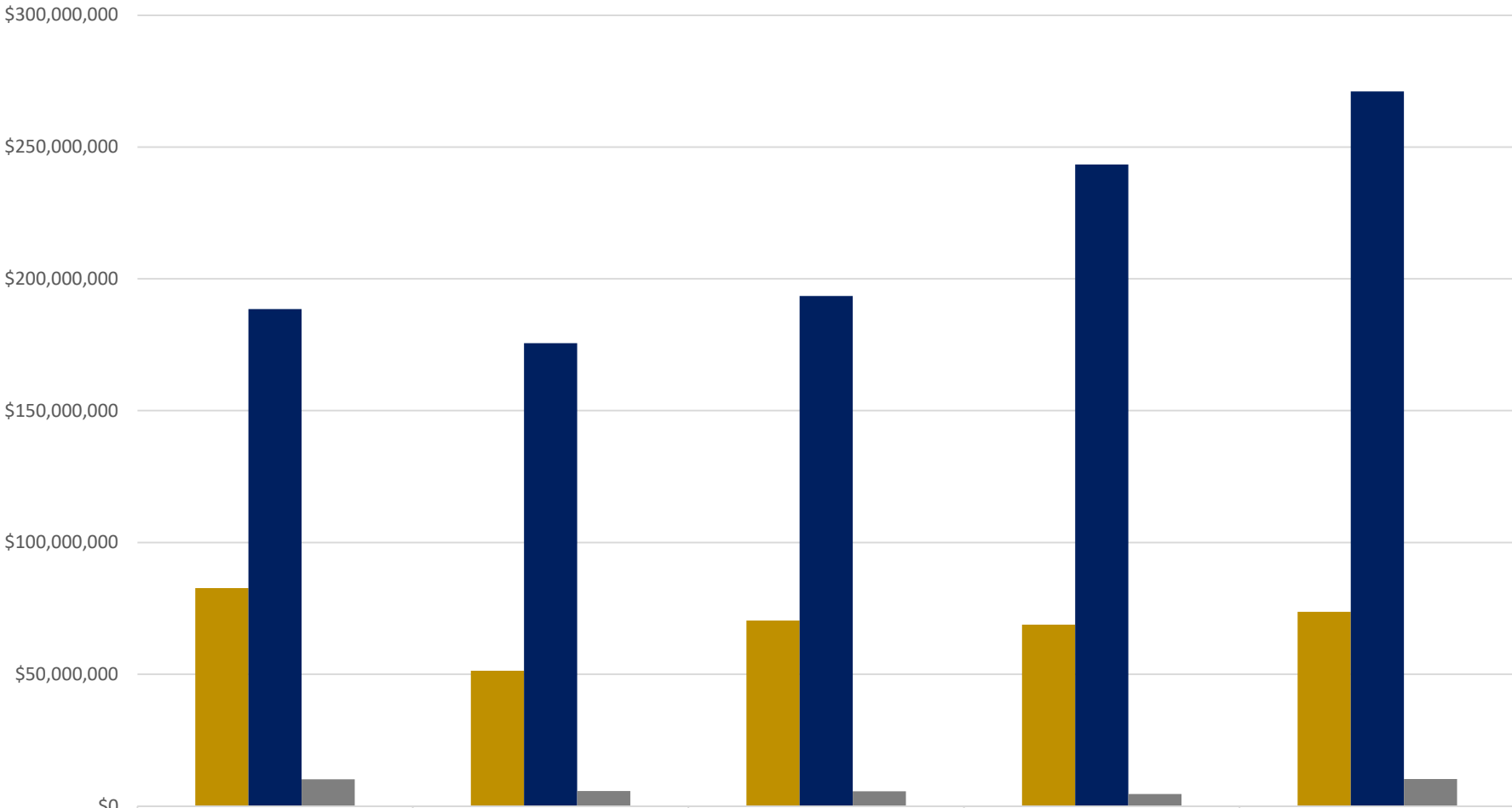
	2018	2019	2020	2021	2022
■ Total Expenses	\$276,145,907	\$299,693,110	\$318,788,072	\$343,642,407	\$357,598,084
■ Outgoing Sub-Awards	\$43,712,092	\$49,737,123	\$53,820,537	\$70,210,110	\$59,360,402
■ % of Expense Total	15.83%	16.60%	16.88%	20.43%	16.60%

Emory University Awards Incoming Sub-Awards Total Award Funding and Processed February FY18-FY22



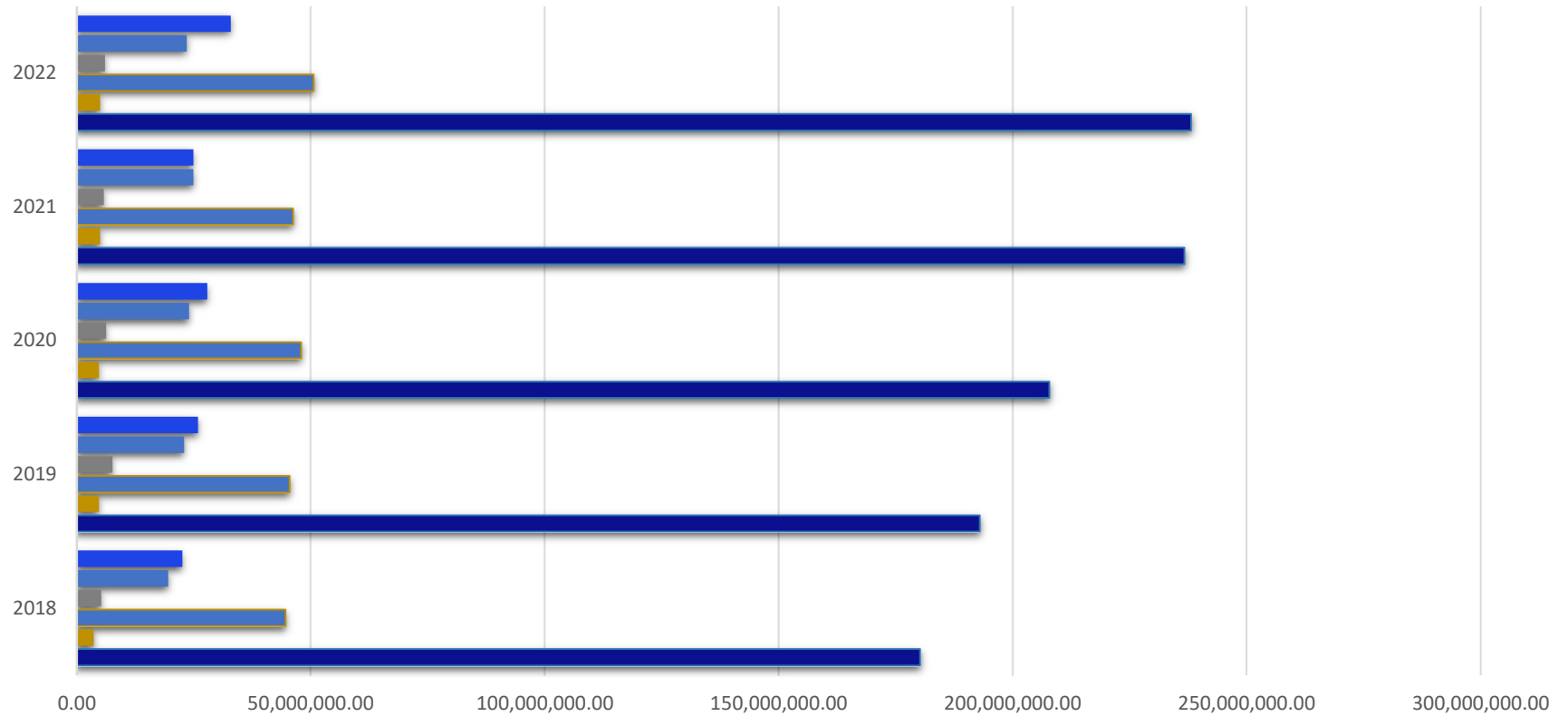
	2018	2019	2020	2021	2022
■ Total Award (Including Incoming Sub-Awards)	\$281,438,242	\$232,757,458	\$269,609,162	\$316,810,679	\$355,085,216
■ Total Incoming Sub-Awards	\$41,603,196	\$56,736,661	\$55,677,705	\$59,004,593	\$66,310,224
■ (Incoming Sub-Awards % of Total Award)	14.78%	24.38%	20.65%	18.62%	18.67%
■ Awards Processed	1467	1491	1581	1461	1620

Emory University Award Results by Research Type February FY18-FY22



	2018	2019	2020	2021	2022
■ Other	\$82,673,740	\$51,429,047	\$70,417,432	\$68,832,451	\$73,751,152
■ Research	\$188,521,888	\$175,544,692	\$193,522,217	\$243,337,369	\$270,998,820
■ Training	\$10,242,615	\$5,783,719	\$5,669,513	\$4,640,860	\$10,335,244

Emory University Award Results by Sponsored Type February FY18-FY22



	2018	2019	2020	2021	2022
■ Corporate	22,566,702.14	25,952,315.98	27,930,027.76	24,936,971.43	32,943,518.60
■ University	19,539,174.92	22,953,340.33	23,989,229.75	24,958,485.59	23,543,926.56
■ State	5,253,953.27	7,675,865.64	6,270,745.91	5,807,575.05	6,030,702.88
■ Private	44,636,756.29	45,484,349.09	48,012,679.96	46,225,970.38	50,640,413.26
■ Foreign	3,619,420.08	4,734,477.49	4,774,641.54	4,980,854.14	5,022,029.46
■ Federal	180,247,523.94	192,981,009.24	207,825,579.68	236,714,028.20	238,165,071.44