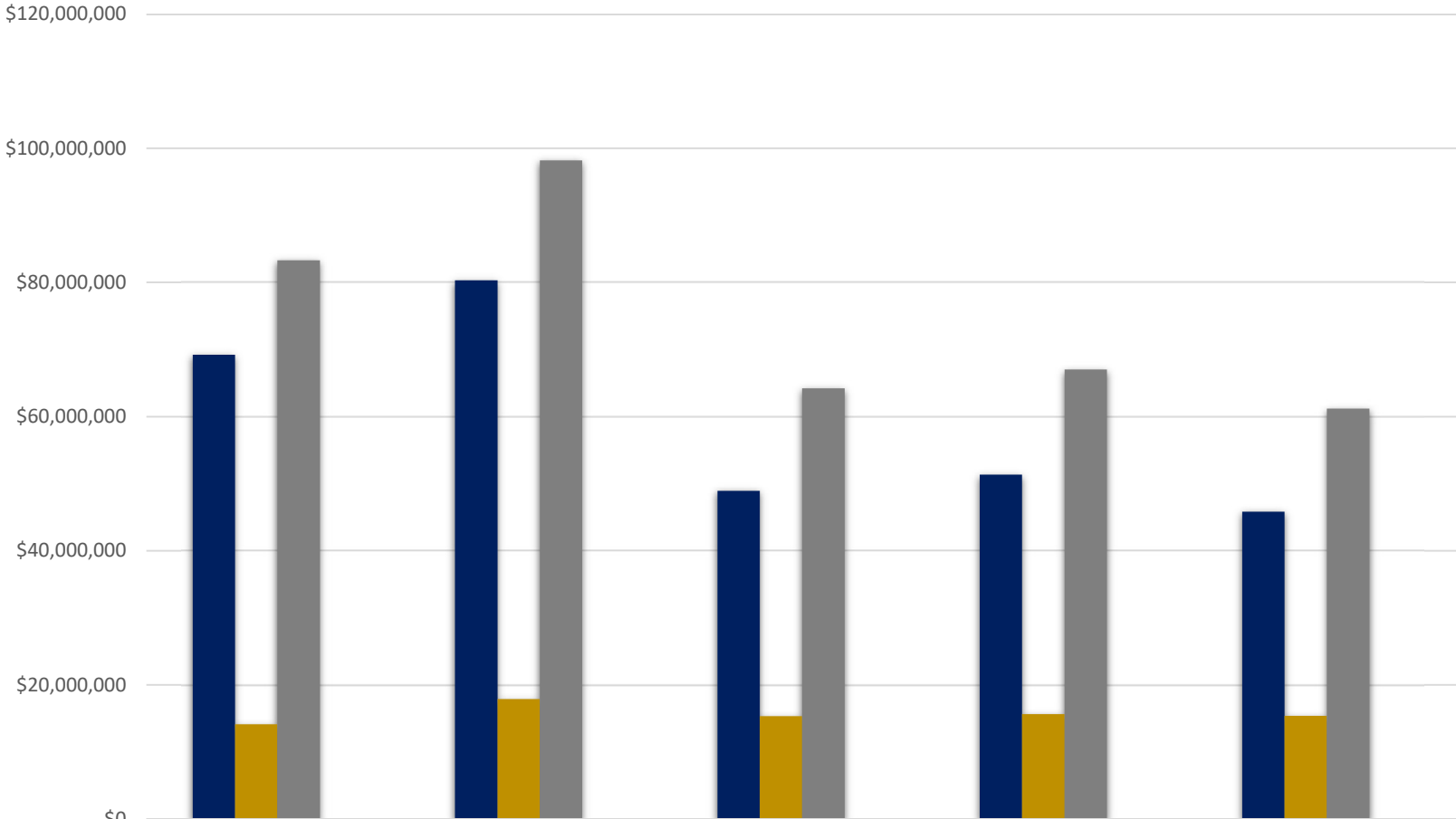
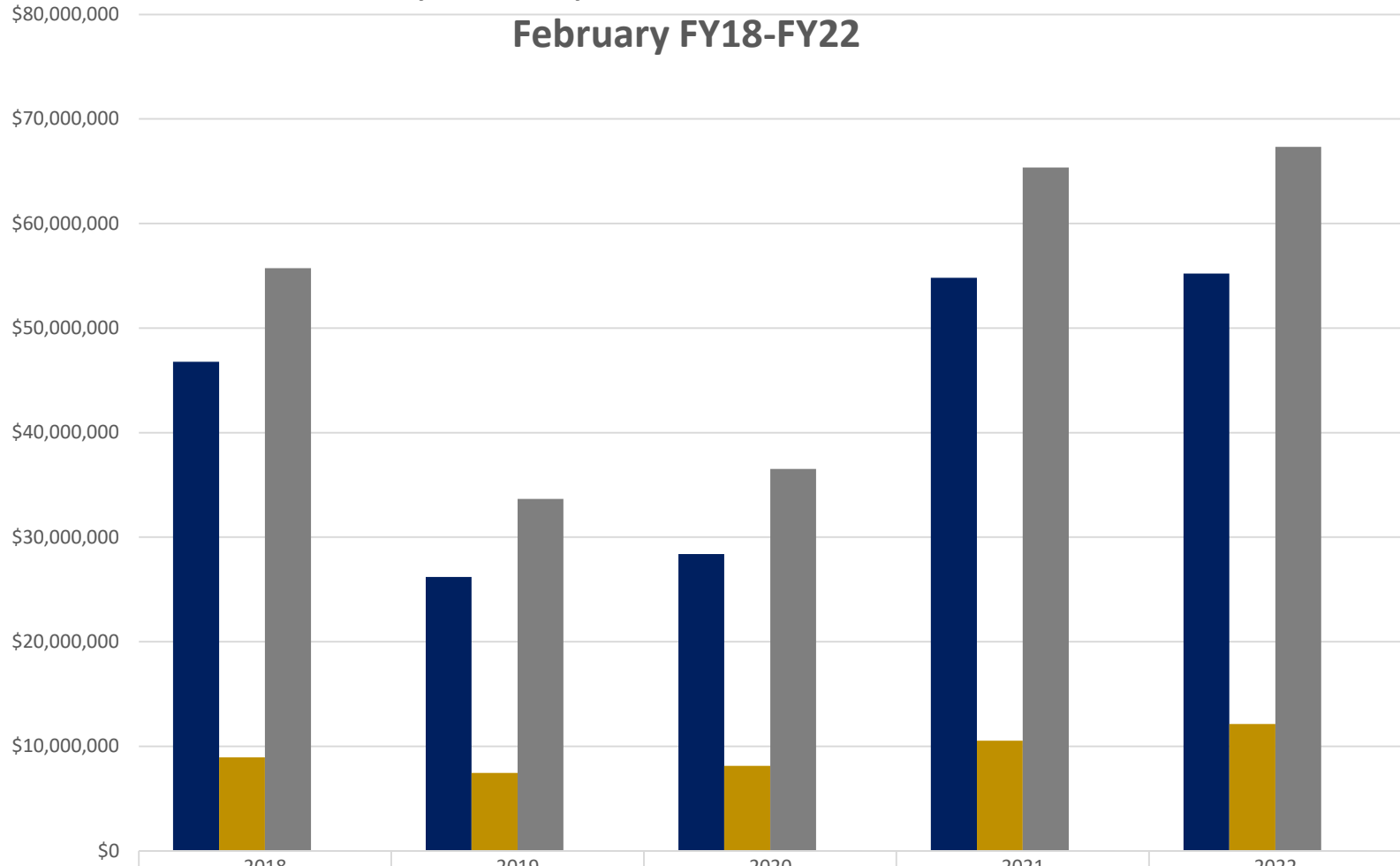


School of Public Health Proposals Submitted -Direct, Indirect and Total (\$'s) Processed February FY18-FY22



	2018	2019	2020	2021	2022
■ Direct Budget Amount	\$69,203,002	\$80,327,573	\$48,906,453	\$51,365,595	\$45,819,464
■ Indirect Budget Amount	\$14,108,213	\$17,881,286	\$15,315,993	\$15,645,910	\$15,357,240
■ Total Proposal	\$83,311,215	\$98,208,859	\$64,222,446	\$67,011,505	\$61,176,704
■ Proposals Processed Count	261	273	262	279	257

School of Public Health - Award Results Direct, Indirect, Total and Award Processed February FY18-FY22

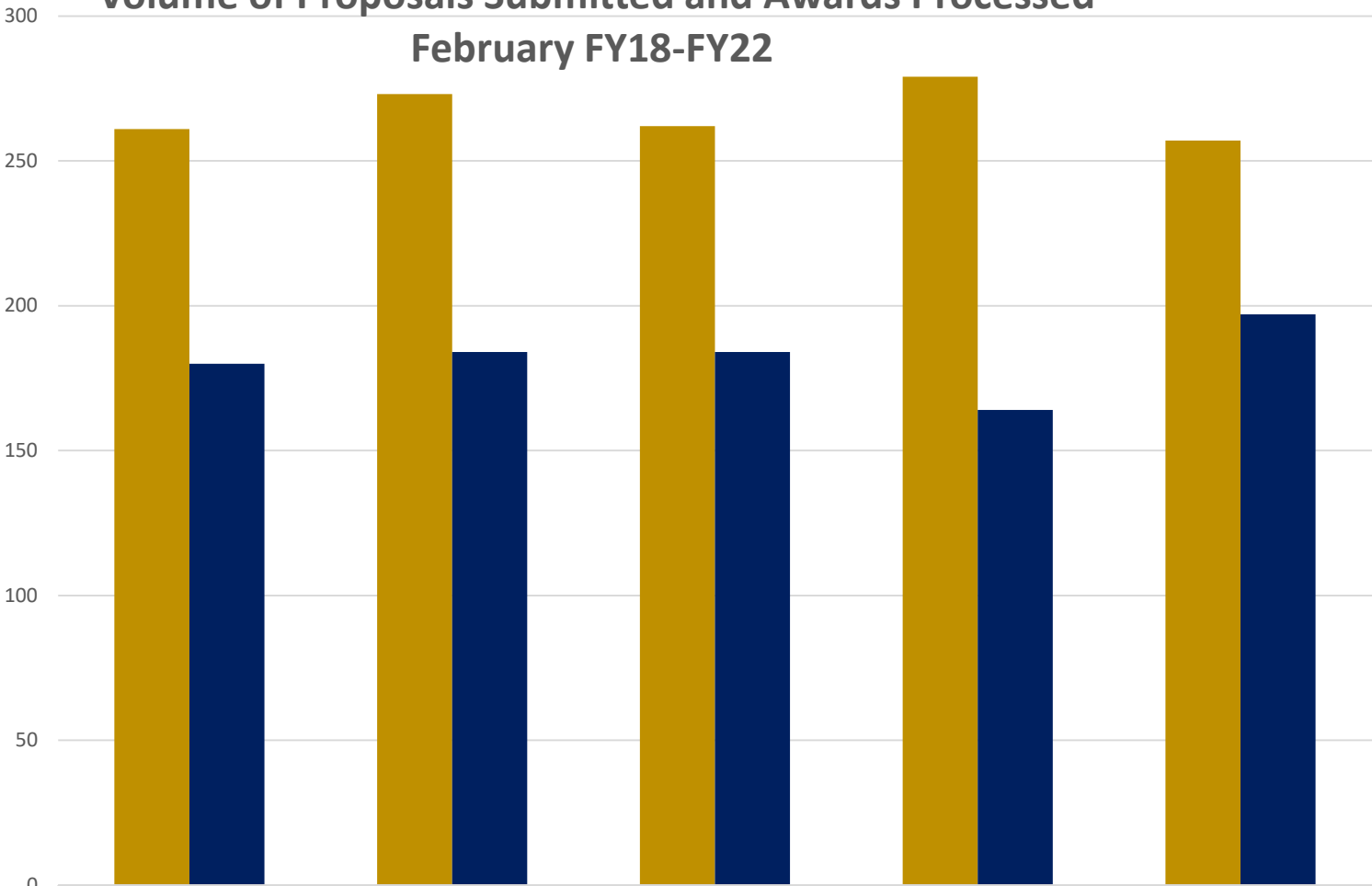


	2018	2019	2020	2021	2022
■ Direct (\$'s)	\$46,772,930	\$26,202,851	\$28,392,713	\$54,805,167	\$55,199,661
■ Indirect (\$'s)	\$8,958,103	\$7,448,647	\$8,133,291	\$10,553,320	\$12,133,173
■ Total Funding Total	\$55,731,034	\$33,651,498	\$36,526,005	\$65,358,486	\$67,332,833
■ Awards Processed	180	184	184	164	197

School of Public Health - Award Results

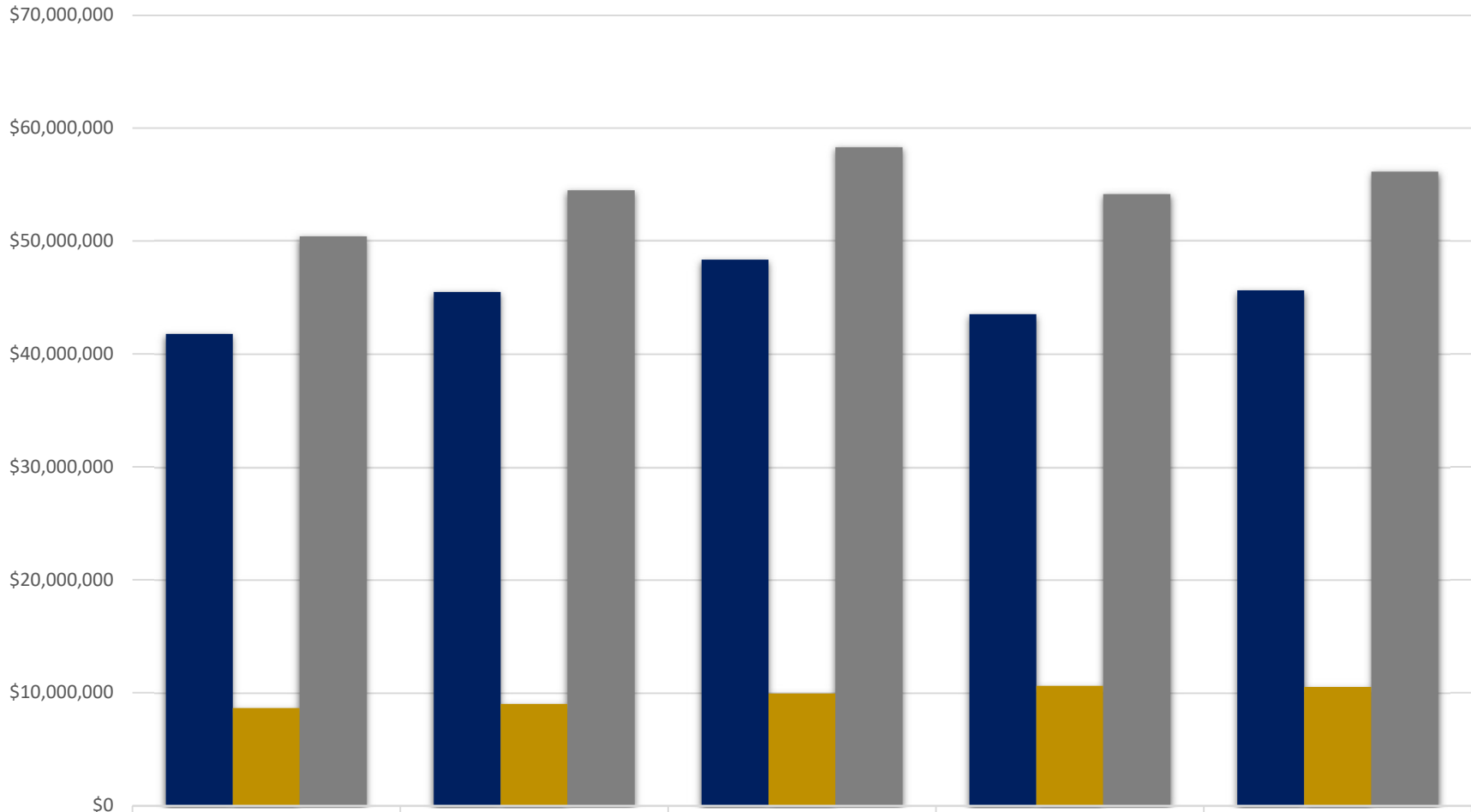
Volume of Proposals Submitted and Awards Processed

February FY18-FY22



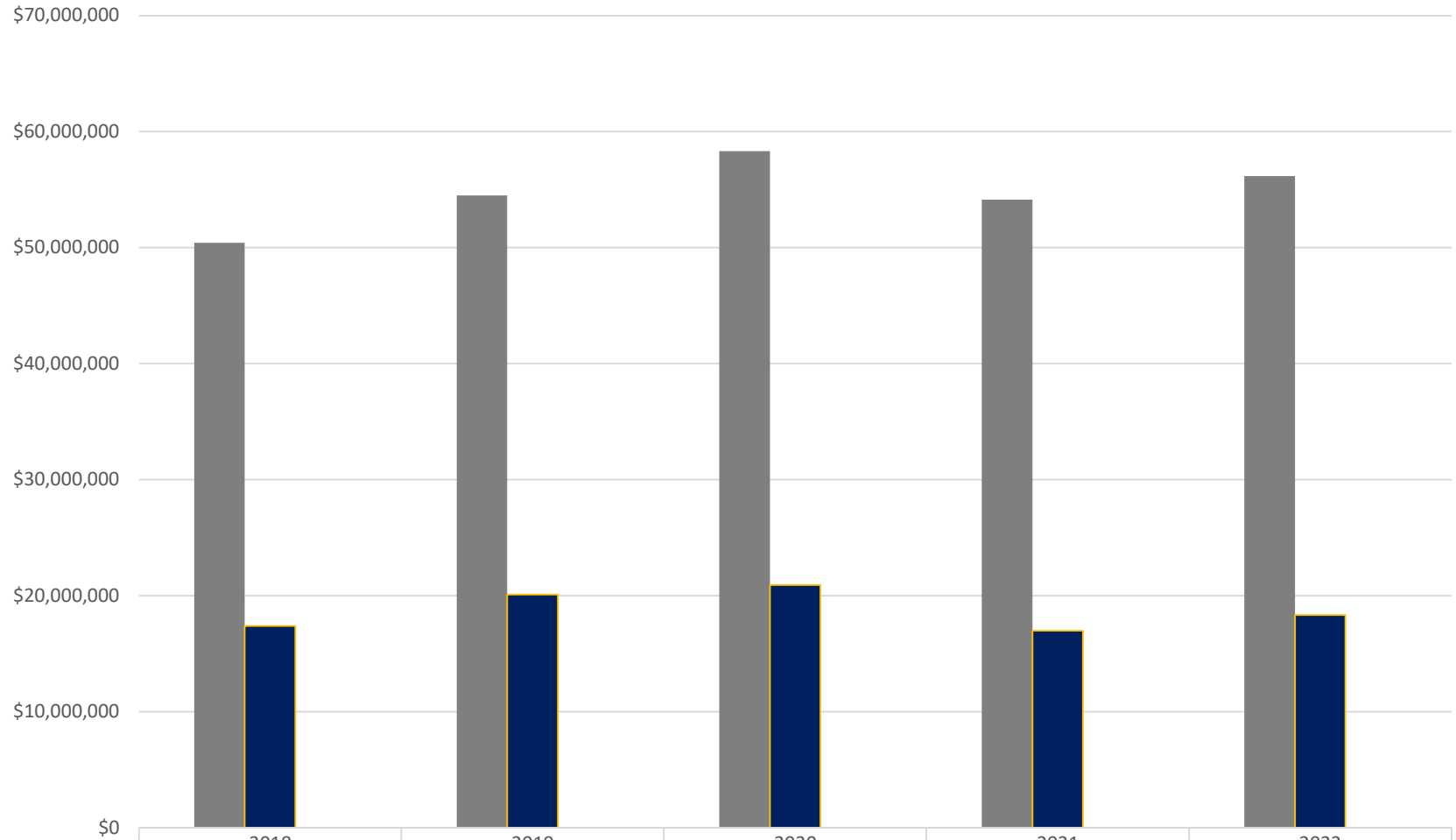
	2018	2019	2020	2021	2022
Proposals Processed Count	261	273	262	279	257
Awards Processed	180	184	184	164	197

School of Public Health - Sponsored Research Expenditures Direct, Indirect and Total February FY18-FY22



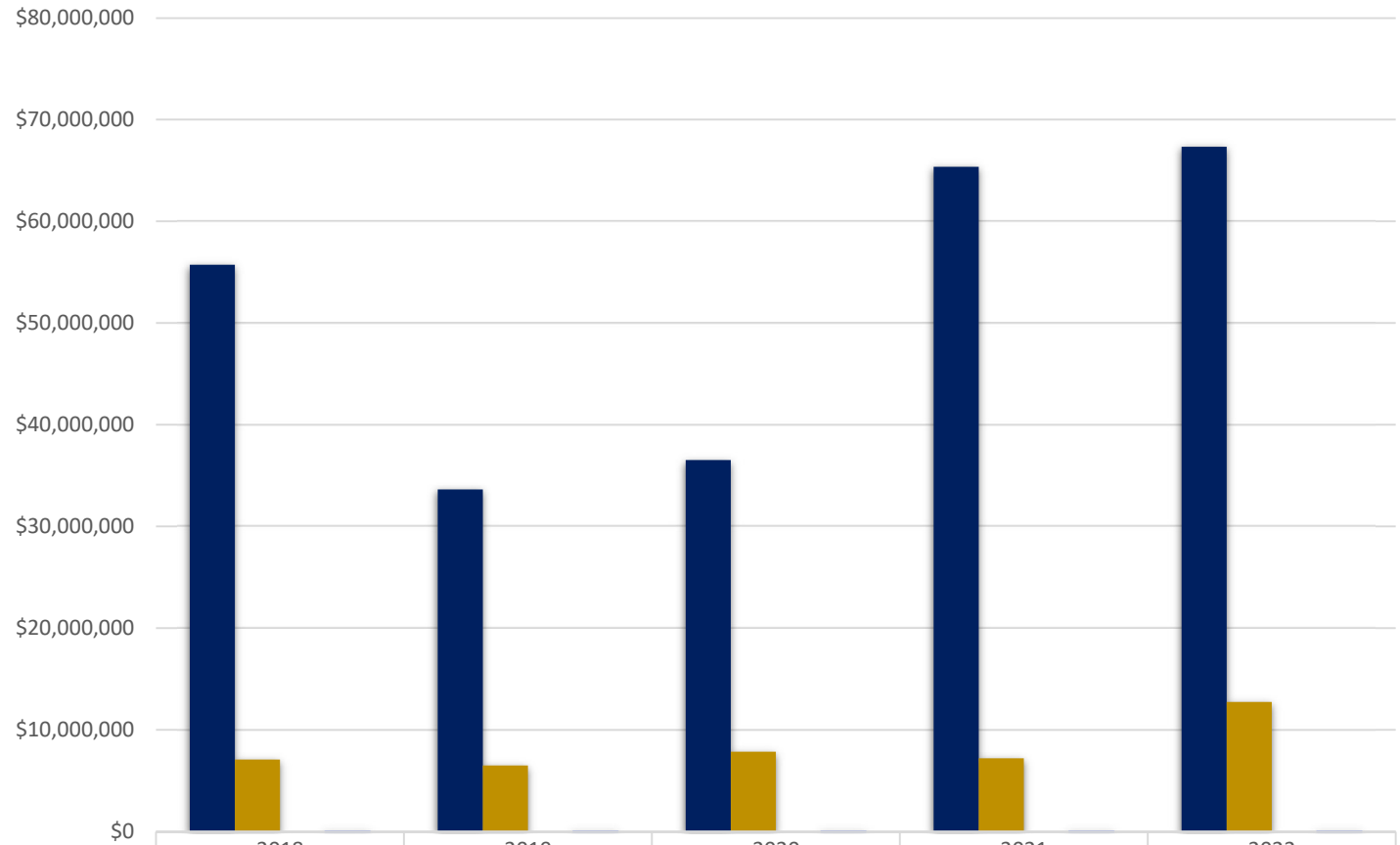
	2018	2019	2020	2021	2022
■ Direct (\$'s)	\$41,765,293	\$45,490,010	\$48,360,763	\$43,532,071	\$45,632,182
■ Indirect (\$'s)	\$8,650,058	\$8,996,127	\$9,939,481	\$10,608,476	\$10,514,915
■ Total Expenses	\$50,415,351	\$54,486,137	\$58,300,244	\$54,140,546	\$56,147,098

School of Public Health Sponsored Research Expenditures, Outgoing Sub-Awards February FY18-FY22



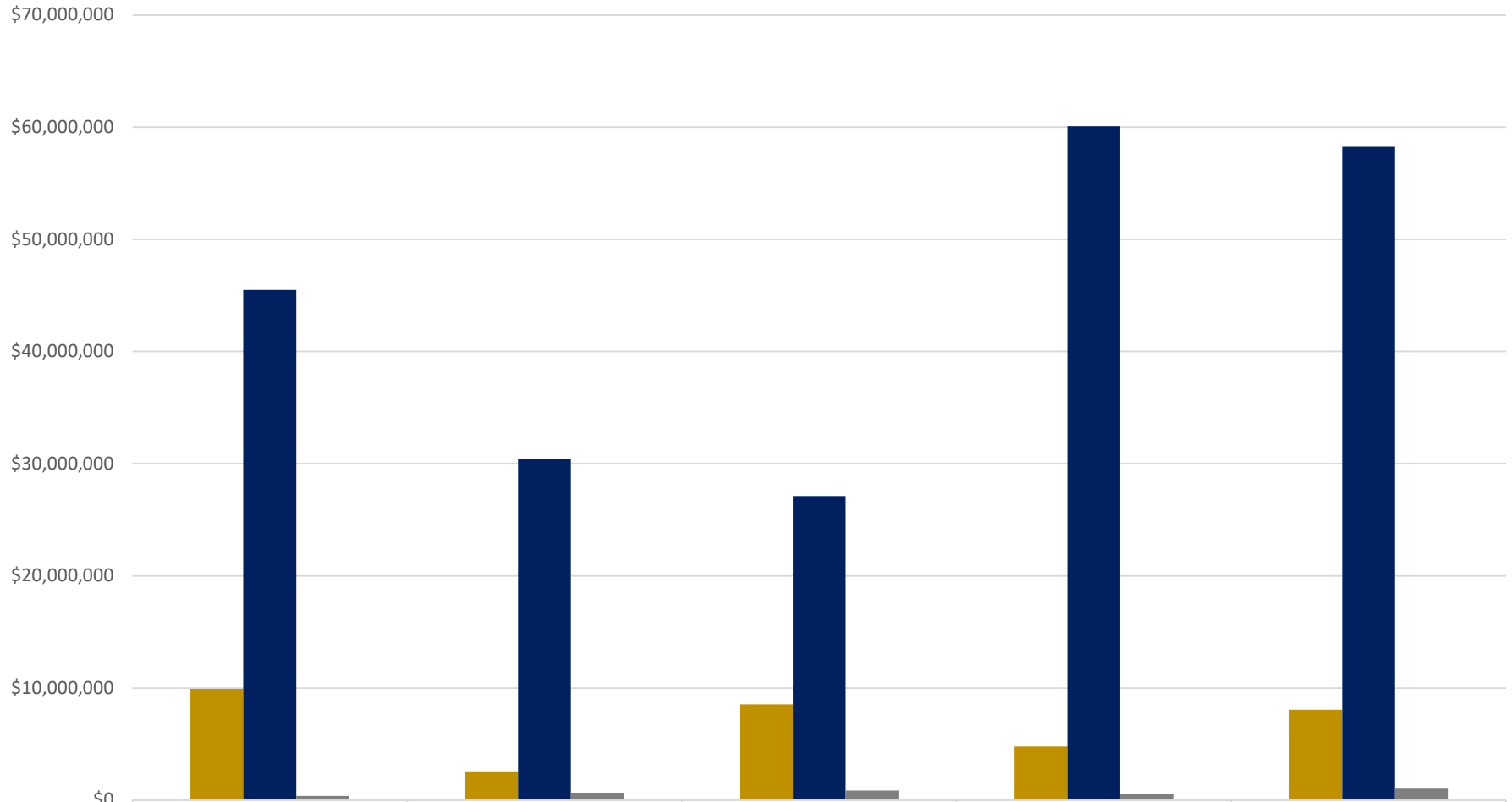
	2018	2019	2020	2021	2022
■ Total Expenses	\$50,415,351	\$54,486,137	\$58,300,244	\$54,140,546	\$56,147,098
■ Outgoing Sub-Awards	\$17,394,384	\$20,103,081	\$20,908,271	\$16,968,855	\$18,335,855
■ % of Expense Total	34.50%	36.90%	35.86%	31.34%	32.66%

School of Public Health Awards Incoming Sub-Awards Total Award Funding and Processed February FY18-FY22



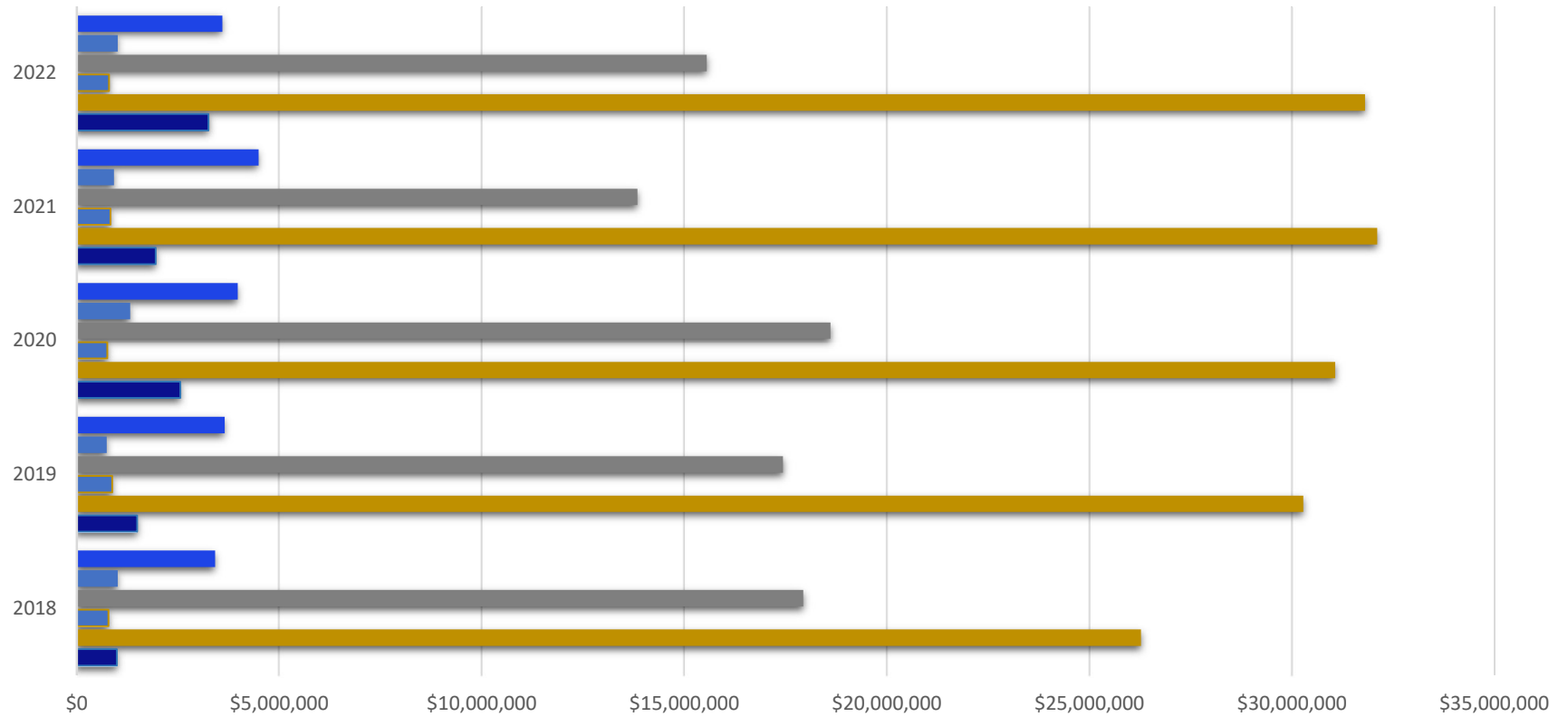
	2018	2019	2020	2021	2022
■ Total Award (Including Incoming Sub-Awards)	\$55,731,034	\$33,651,498	\$36,526,005	\$65,358,486	\$67,332,833
■ Total Incoming Sub-Awards	\$7,086,622	\$6,512,800	\$7,847,087	\$7,227,218	\$12,736,898
■ (Incoming Sub-Awards % of Total Award	12.72%	19.35%	21.48%	11.06%	18.92%
■ Awards Processed	180	184	184	164	197

School of Public Health Award Results by Research Type February FY18-FY22



	2018	2019	2020	2021	2022
■ Other	\$9,868,369	\$2,575,031	\$8,542,111	\$4,780,619	\$8,075,522
■ Research	\$45,484,511	\$30,405,290	\$27,123,775	\$60,070,887	\$58,240,651
■ Training	\$378,154	\$671,178	\$860,119	\$506,980	\$1,016,660

School of Public Health Award Results by Sponsored Type February FY18-FY22



	2018	2019	2020	2021	2022
■ University	\$3,416,928	\$3,654,901	\$3,978,299	\$4,489,560	\$3,601,141
■ State	\$1,015,257	\$742,225	\$1,322,451	\$923,461	\$1,011,741
■ Private	\$17,936,930	\$17,437,378	\$18,611,425	\$13,848,356	\$15,558,756
■ Foreign	\$782,396	\$877,840	\$758,918	\$836,441	\$796,255
■ Federal	\$26,273,566	\$30,283,283	\$31,070,417	\$32,107,805	\$31,806,379
■ Corporate	\$990,274	\$1,490,491	\$2,558,734	\$1,953,790	\$3,253,165