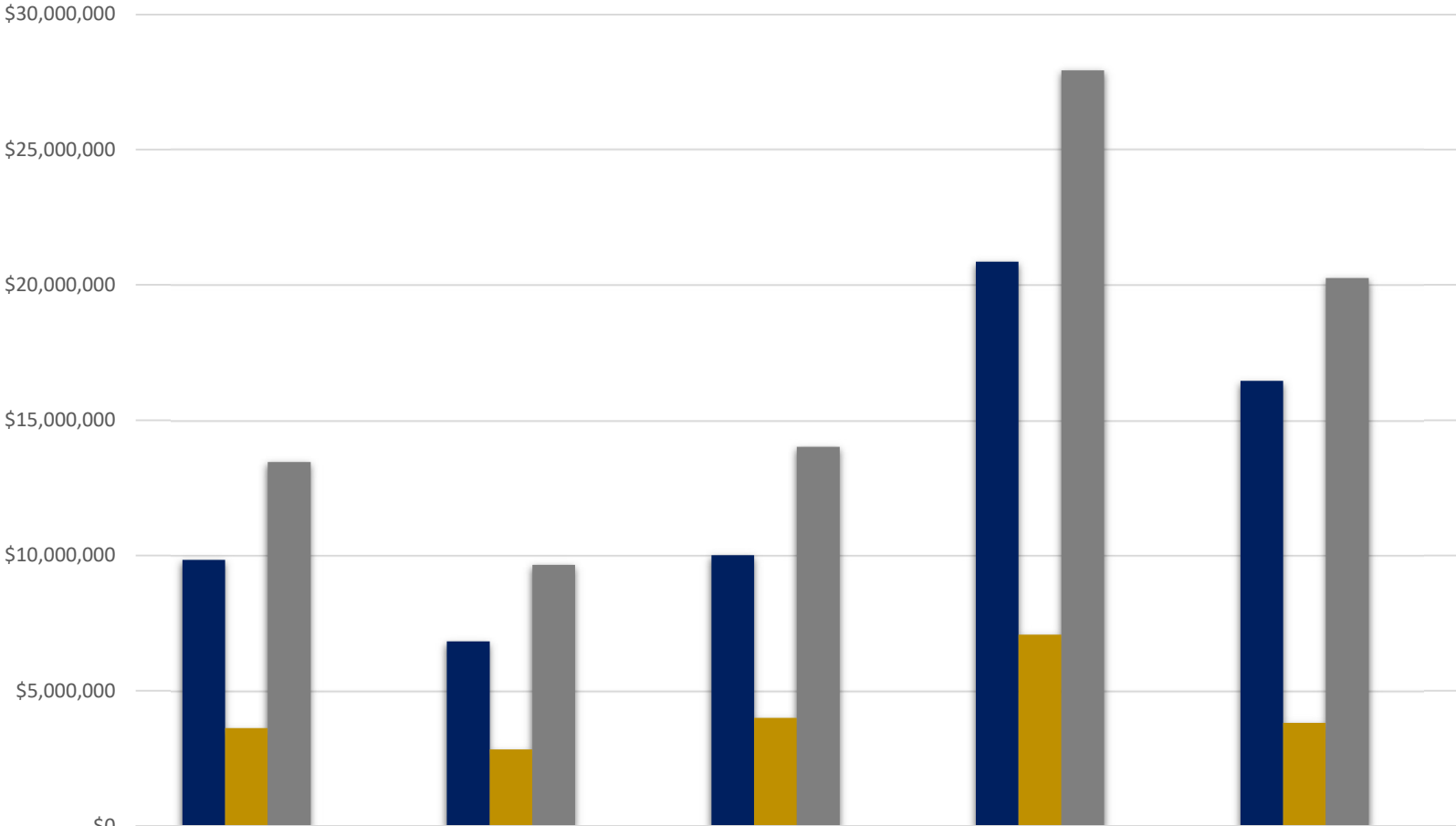
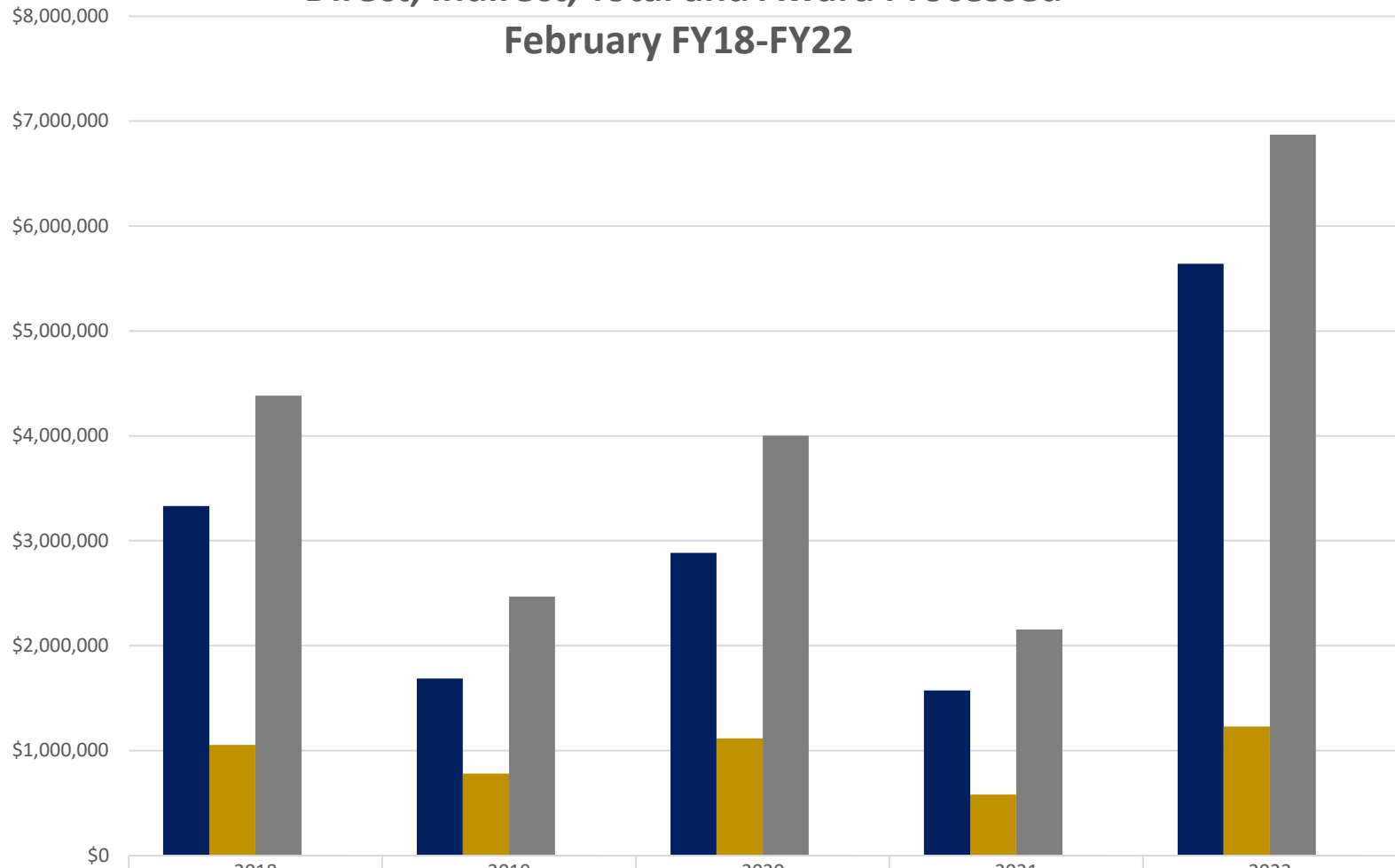


## School of Nursing Proposals Submitted -Direct, Indirect and Total (\$'s) Processed February FY18-FY22



	2018	2019	2020	2021	2022
■ Direct Budget Amount	\$9,831,777	\$6,824,932	\$10,012,718	\$20,853,094	\$16,449,256
■ Indirect Budget Amount	\$3,619,708	\$2,824,001	\$3,999,317	\$7,073,666	\$3,807,703
■ Total Proposal	\$13,451,485	\$9,648,933	\$14,012,035	\$27,926,760	\$20,256,959
■ Proposals Processed Count	57	42	60	85	66

## School of Nursing - Award Results Direct, Indirect, Total and Award Processed February FY18-FY22

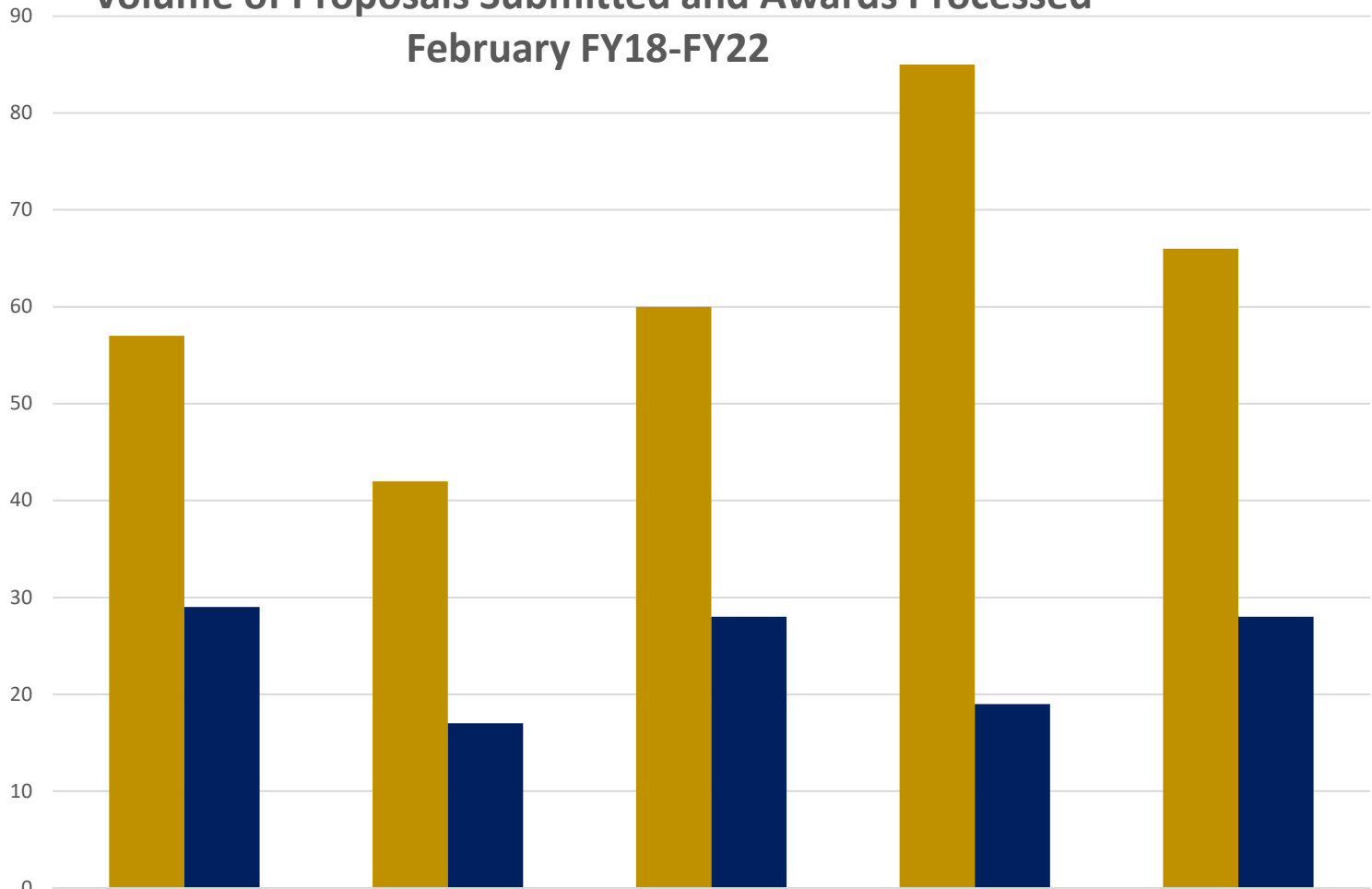


	2018	2019	2020	2021	2022
■ Direct (\$'s)	\$3,330,399	\$1,686,144	\$2,886,095	\$1,573,787	\$5,638,939
■ Indirect (\$'s)	\$1,052,936	\$781,132	\$1,115,149	\$581,918	\$1,230,308
■ Total Funding Total	\$4,383,335	\$2,467,276	\$4,001,244	\$2,155,705	\$6,869,247
■ Awards Processed	29	17	28	19	28

# School of Nursing - Award Results

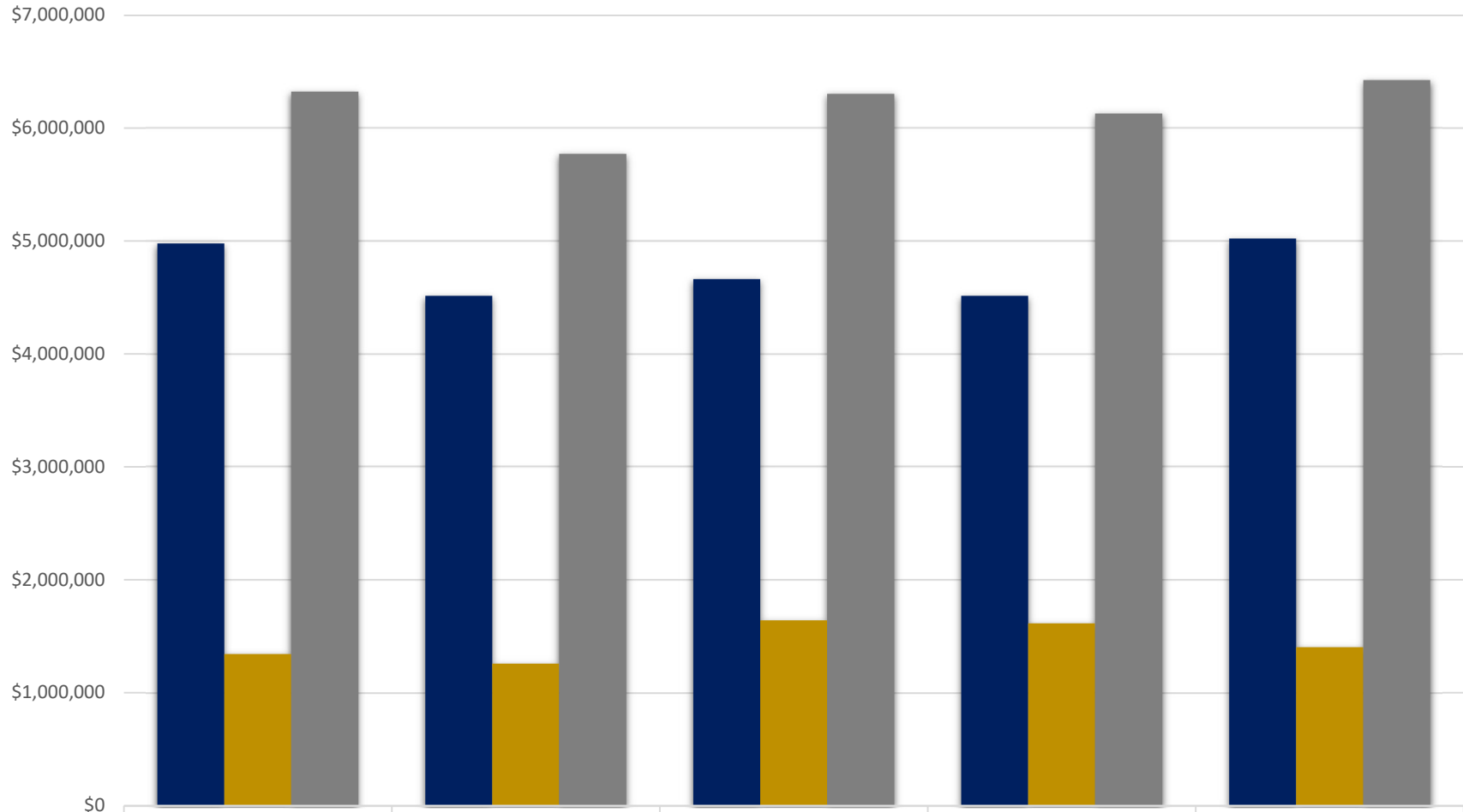
## Volume of Proposals Submitted and Awards Processed

### February FY18-FY22



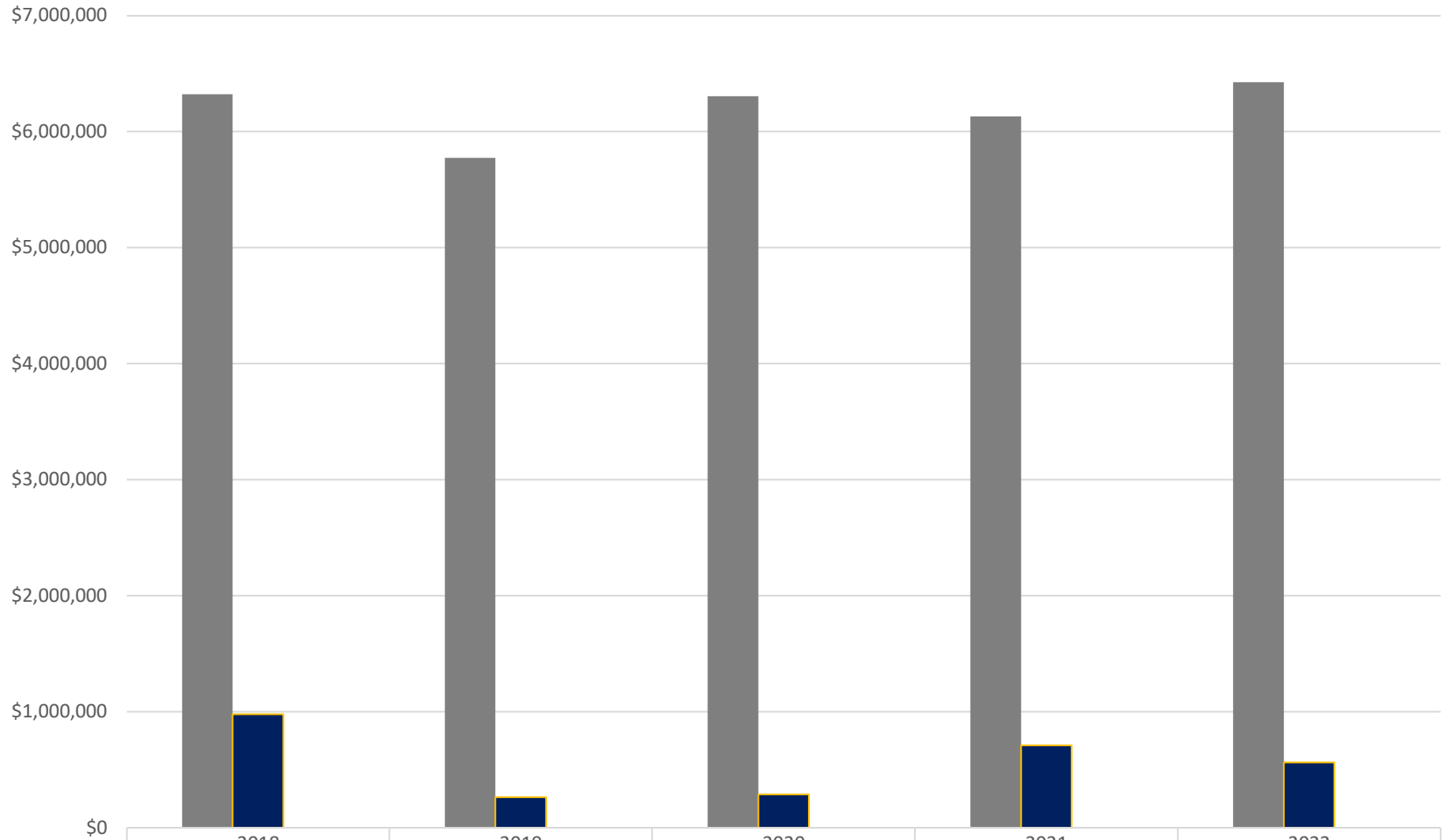
	2018	2019	2020	2021	2022
Proposals Processed Count	57	42	60	85	66
Awards Processed	29	17	28	19	28

## School of Nursing - Sponsored Research Expenditures Direct, Indirect and Total February FY18-FY22



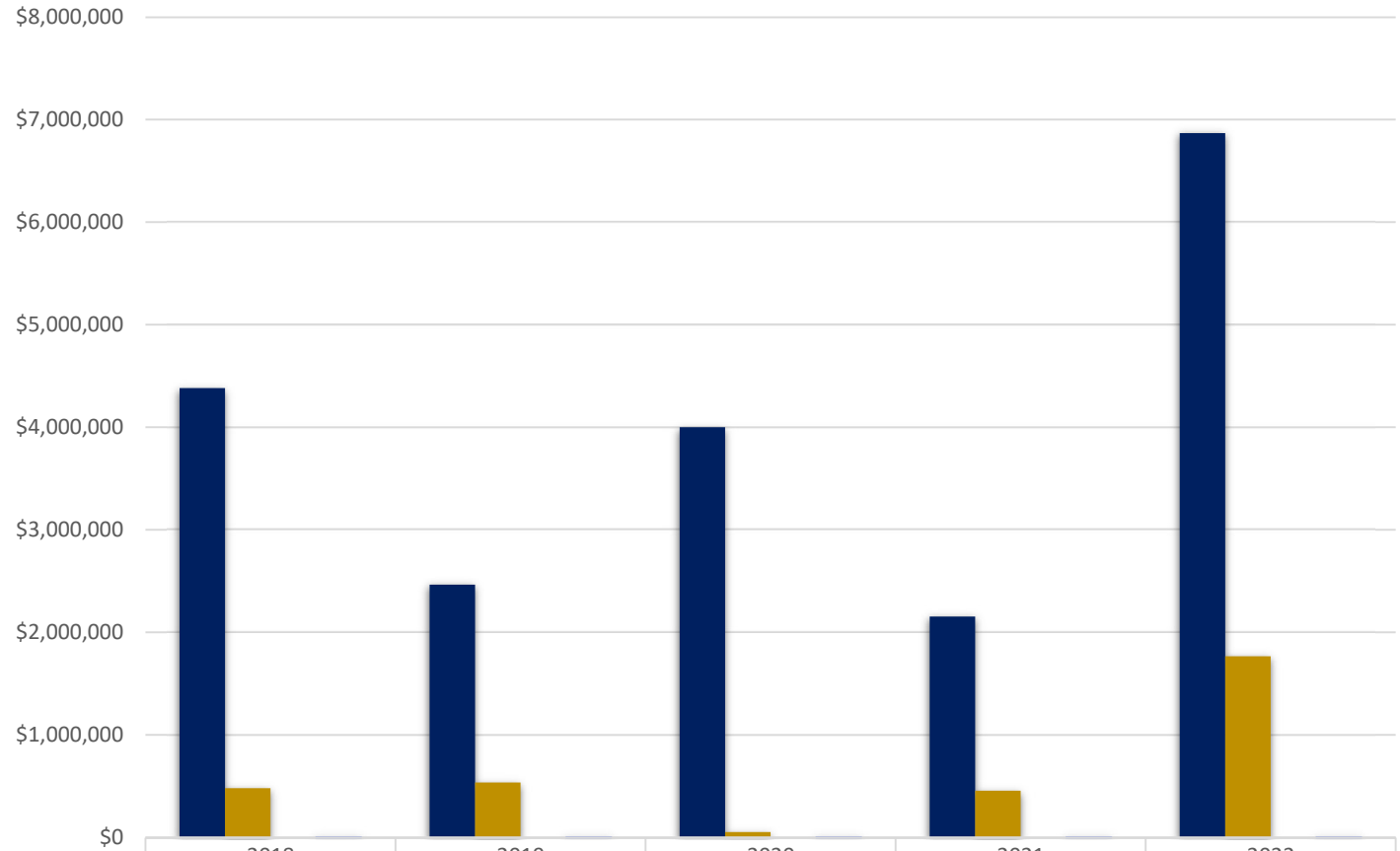
	2018	2019	2020	2021	2022
■ Direct (\$'s)	\$4,979,128	\$4,514,945	\$4,663,120	\$4,515,234	\$5,022,888
■ Indirect (\$'s)	\$1,343,141	\$1,257,511	\$1,640,910	\$1,614,608	\$1,402,379
■ Total Expenses	\$6,322,268	\$5,772,455	\$6,304,029	\$6,129,842	\$6,425,267

## School of Nursing Sponsored Research Expenditures, Outgoing Sub-Awards February FY18-FY22



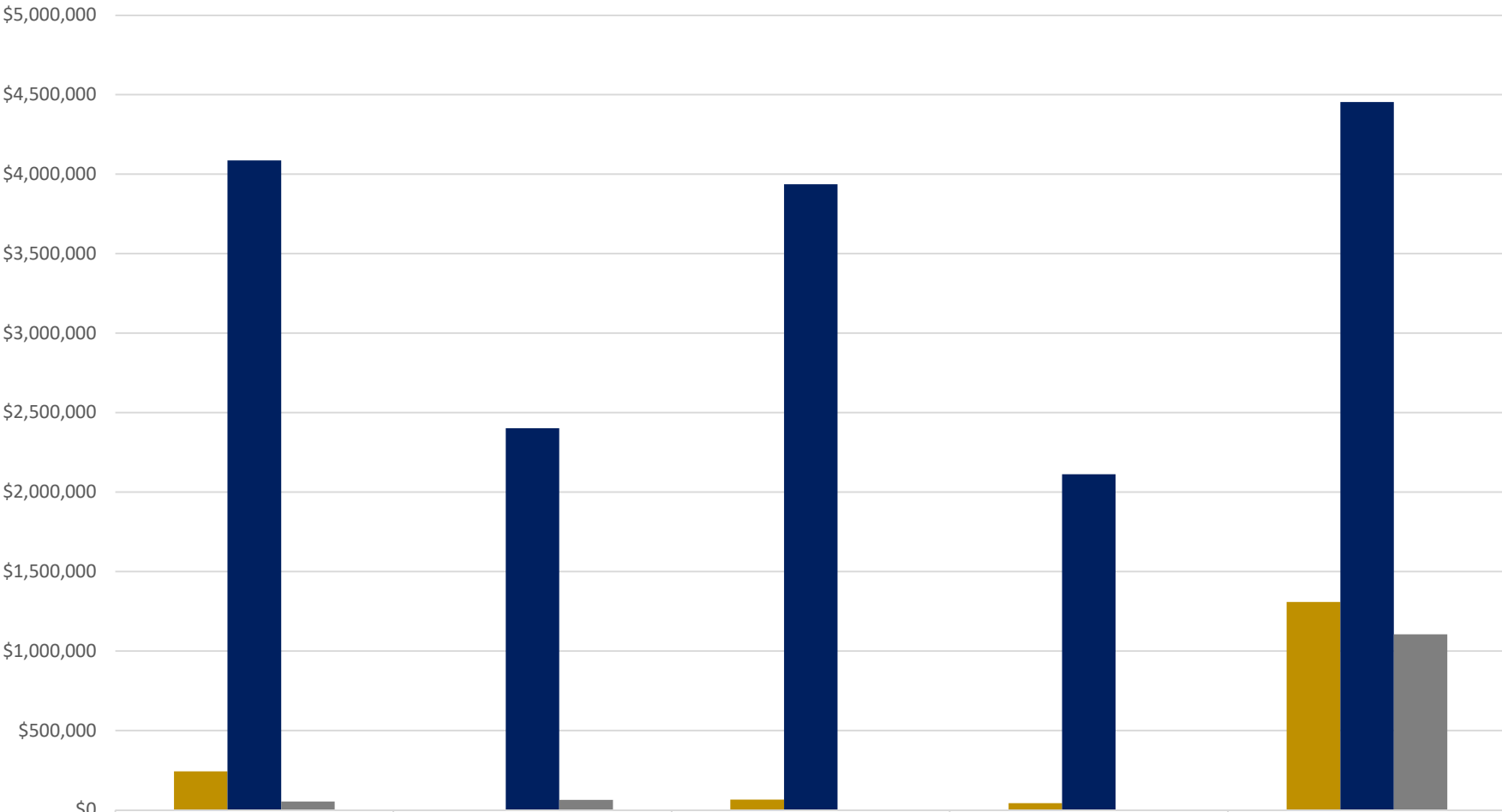
	2018	2019	2020	2021	2022
■ Total Expenses	\$6,322,268	\$5,772,455	\$6,304,029	\$6,129,842	\$6,425,267
■ Outgoing Sub-Awards	\$978,304	\$261,748	\$287,942	\$709,327	\$561,470
■ % of Expense Total	15.47%	4.53%	4.57%	11.57%	8.74%

## School of Nursing Awards Incoming Sub-Awards Total Award Funding and Processed February FY18-FY22



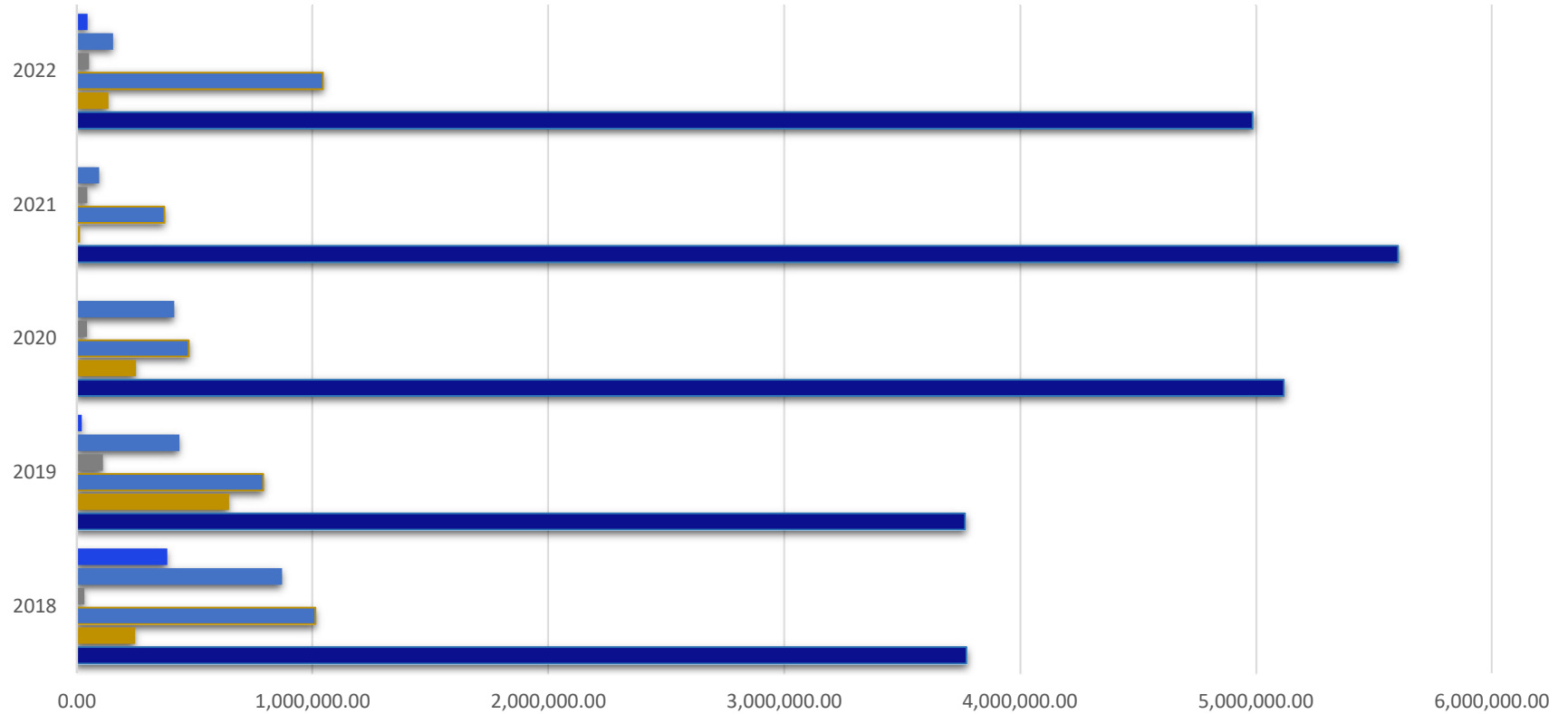
	2018	2019	2020	2021	2022
■ Total Award (Including Incoming Sub-Awards)	\$4,383,335	\$2,467,276	\$4,001,244	\$2,155,705	\$6,869,247
■ Total Incoming Sub-Awards	\$483,004	\$535,532	\$53,592	\$455,937	\$1,768,904
■ (Incoming Sub-Awards % of Total Award	11.02%	21.71%	1.34%	21.15%	25.75%
■ Awards Processed	29	17	28	19	28

## School of Nursing Award Results by Research Type February FY18-FY22



	2018	2019	2020	2021	2022
■ Other	\$243,451		\$65,368	\$43,905	\$1,309,858
■ Research	\$4,085,840	\$2,402,260	\$3,935,876	\$2,111,800	\$4,454,364
■ Training	\$54,044	\$65,016			\$1,105,025

## School of Nursing Award Results by Sponsored Type February FY18-FY22



	2018	2019	2020	2021	2022
■ Corporate	383,799.57	21,775.60			45,890.55
■ University	871,707.72	436,020.01	414,159.19	95,288.75	154,509.42
■ State	33,185.28	111,060.35	43,360.07	44,876.27	52,333.15
■ Private	1,012,922.22	791,370.14	475,154.01	372,527.35	1,044,264.82
■ Foreign	247,582.54	645,633.46	252,119.19	13,964.12	135,099.53
■ Federal	3,773,071.14	3,766,595.89	5,119,236.84	5,603,185.72	4,986,278.49