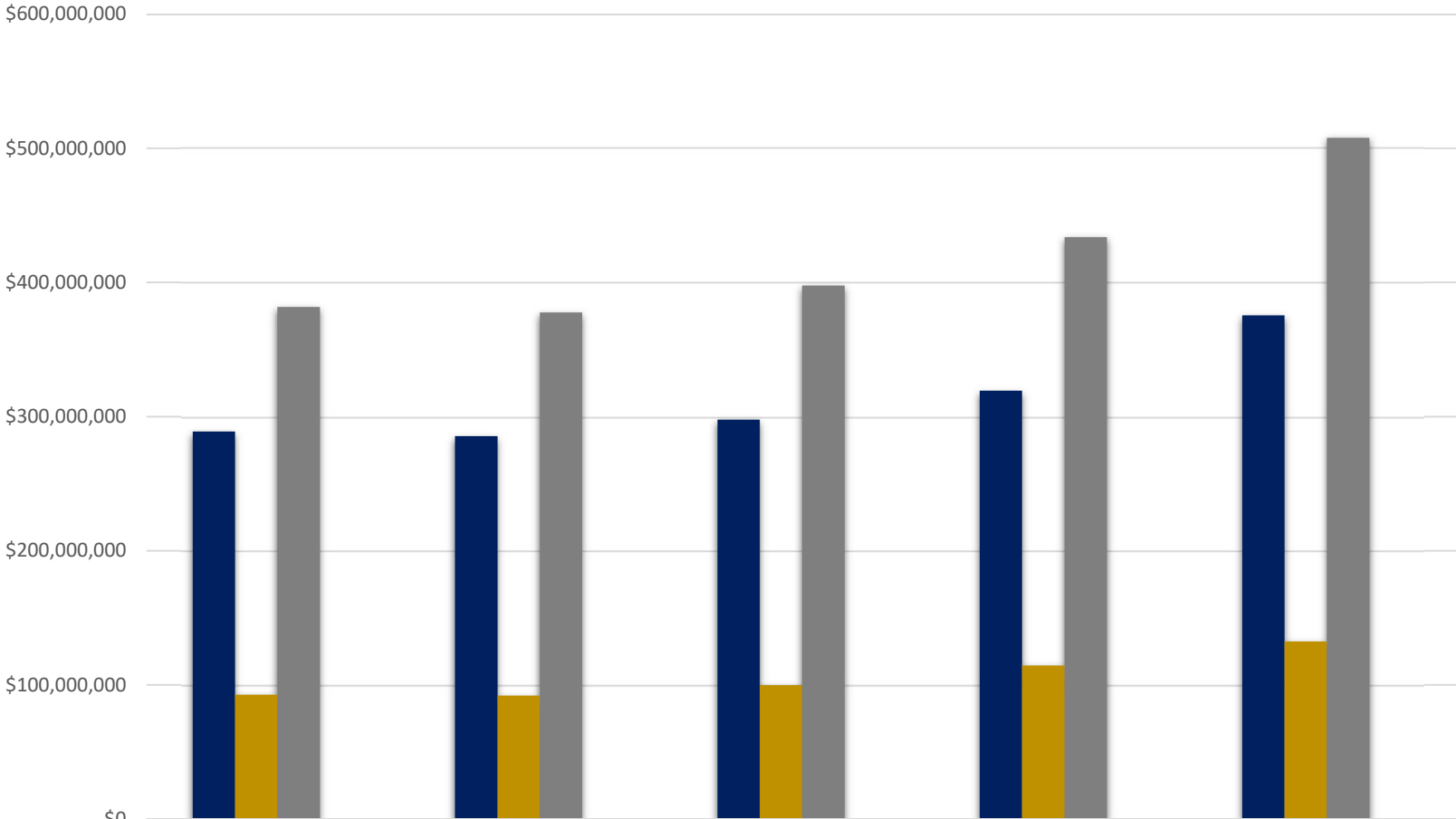
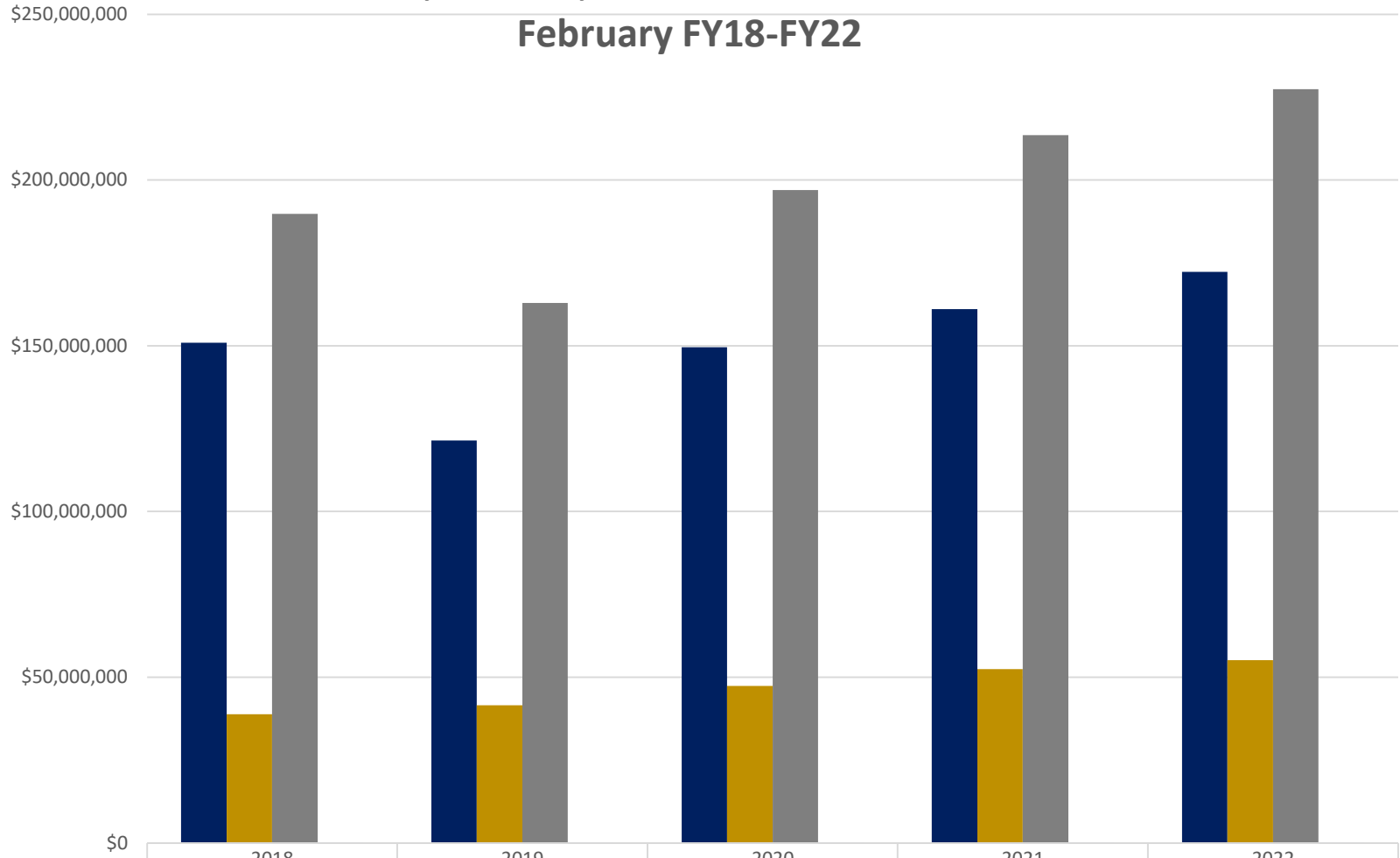


School of Medicine Proposals Submitted -Direct, Indirect and Total (\$'s) Processed February FY18-FY22



	2018	2019	2020	2021	2022
■ Direct Budget Amount	\$288,975,396	\$285,472,972	\$297,838,108	\$319,255,637	\$375,550,939
■ Indirect Budget Amount	\$92,706,437	\$92,069,906	\$99,768,870	\$114,546,219	\$132,276,431
■ Total Proposal	\$381,681,833	\$377,542,878	\$397,606,978	\$433,801,856	\$507,827,370
■ Proposals Processed Count	1543	1481	1590	1680	1585

School of Medicine- Award Results Direct, Indirect, Total and Award Processed February FY18-FY22

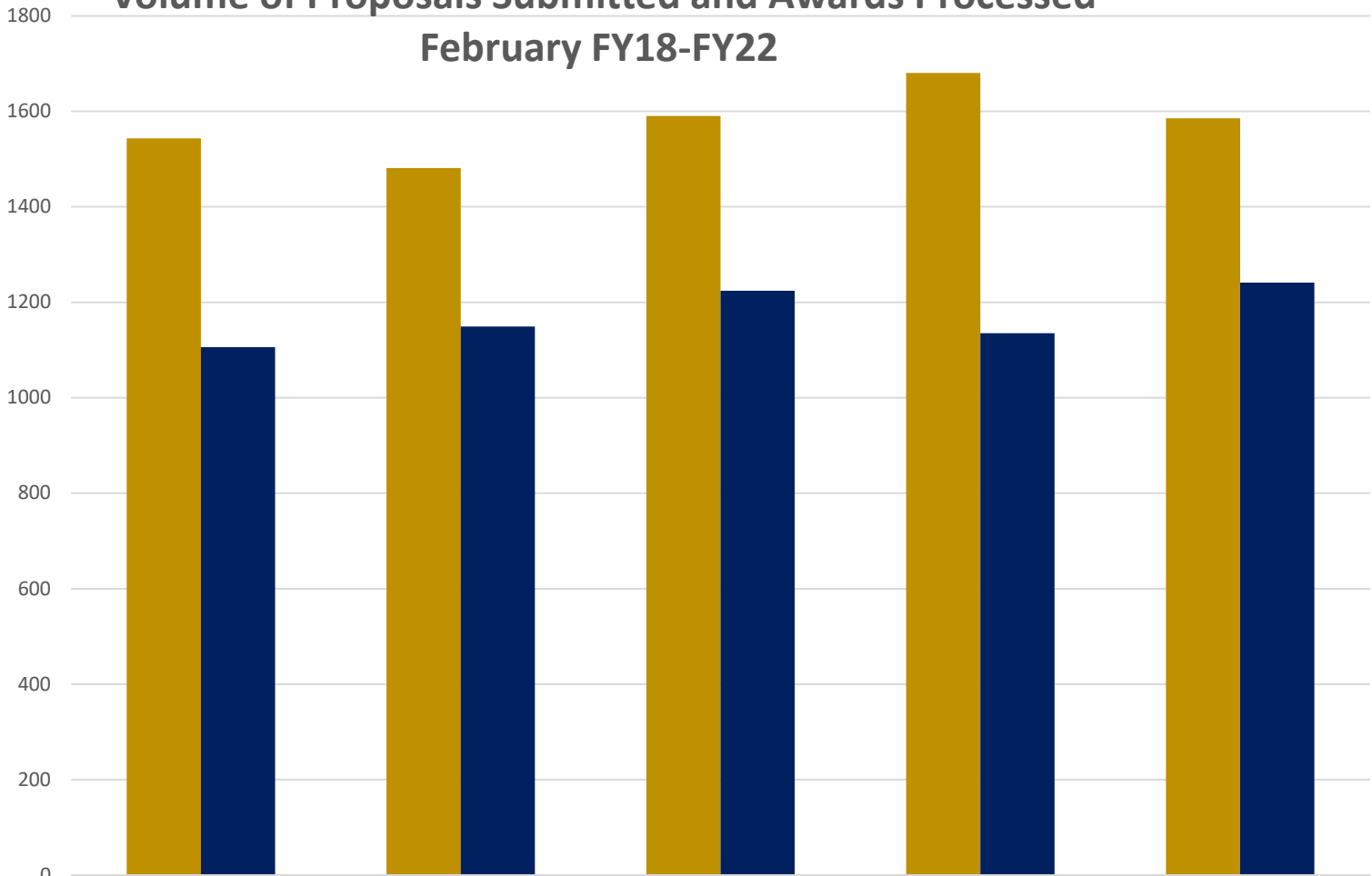


	2018	2019	2020	2021	2022
■ Direct (\$'s)	\$150,901,859	\$121,404,124	\$149,547,733	\$161,028,725	\$172,244,069
■ Indirect (\$'s)	\$38,869,378	\$41,520,828	\$47,404,651	\$52,491,276	\$55,127,917
■ Total Funding Total	\$189,771,236	\$162,924,952	\$196,952,384	\$213,520,002	\$227,371,986
■ Awards Processed	1106	1149	1224	1135	1241

School of Medicine - Award Results

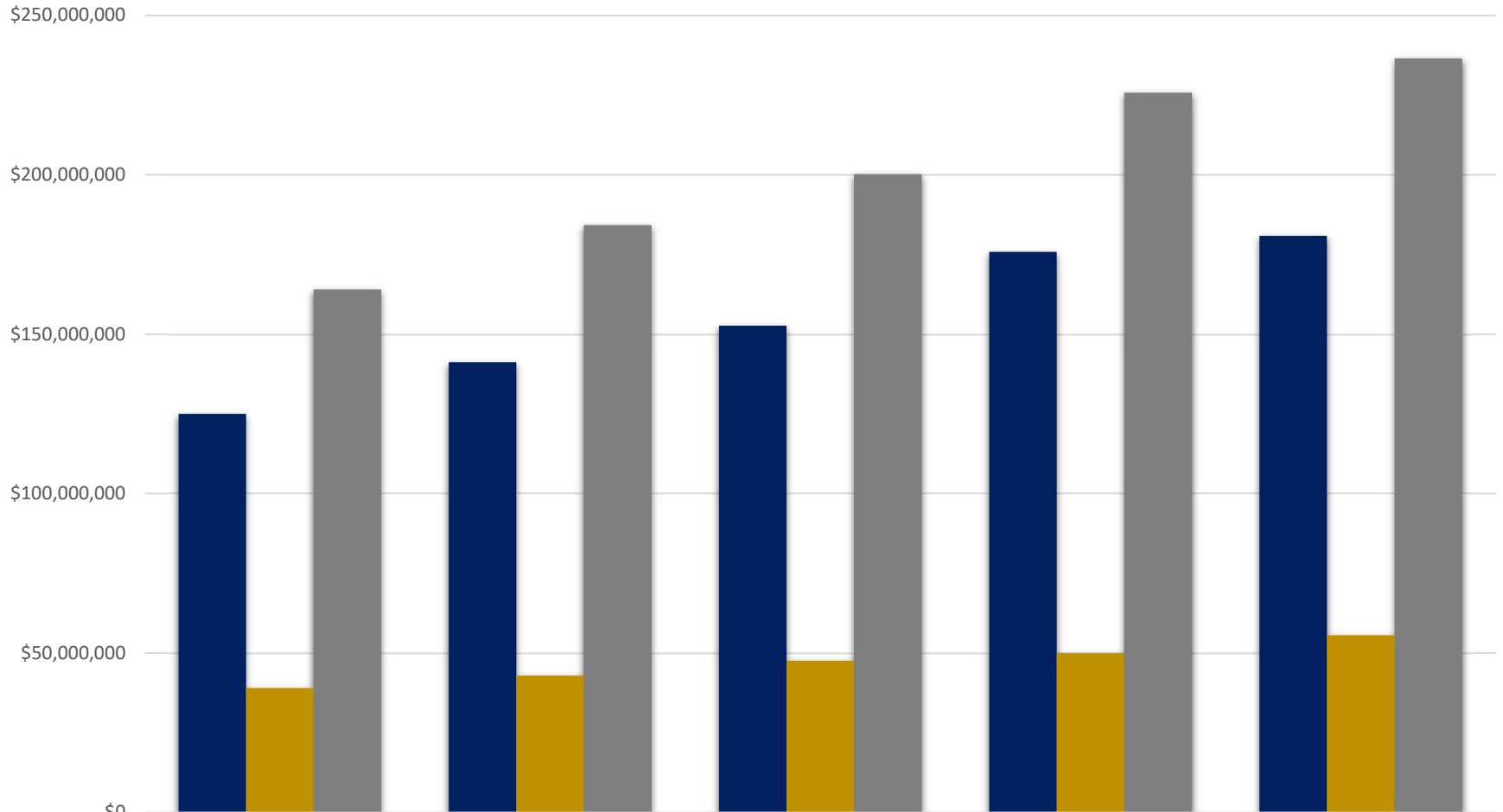
Volume of Proposals Submitted and Awards Processed

February FY18-FY22



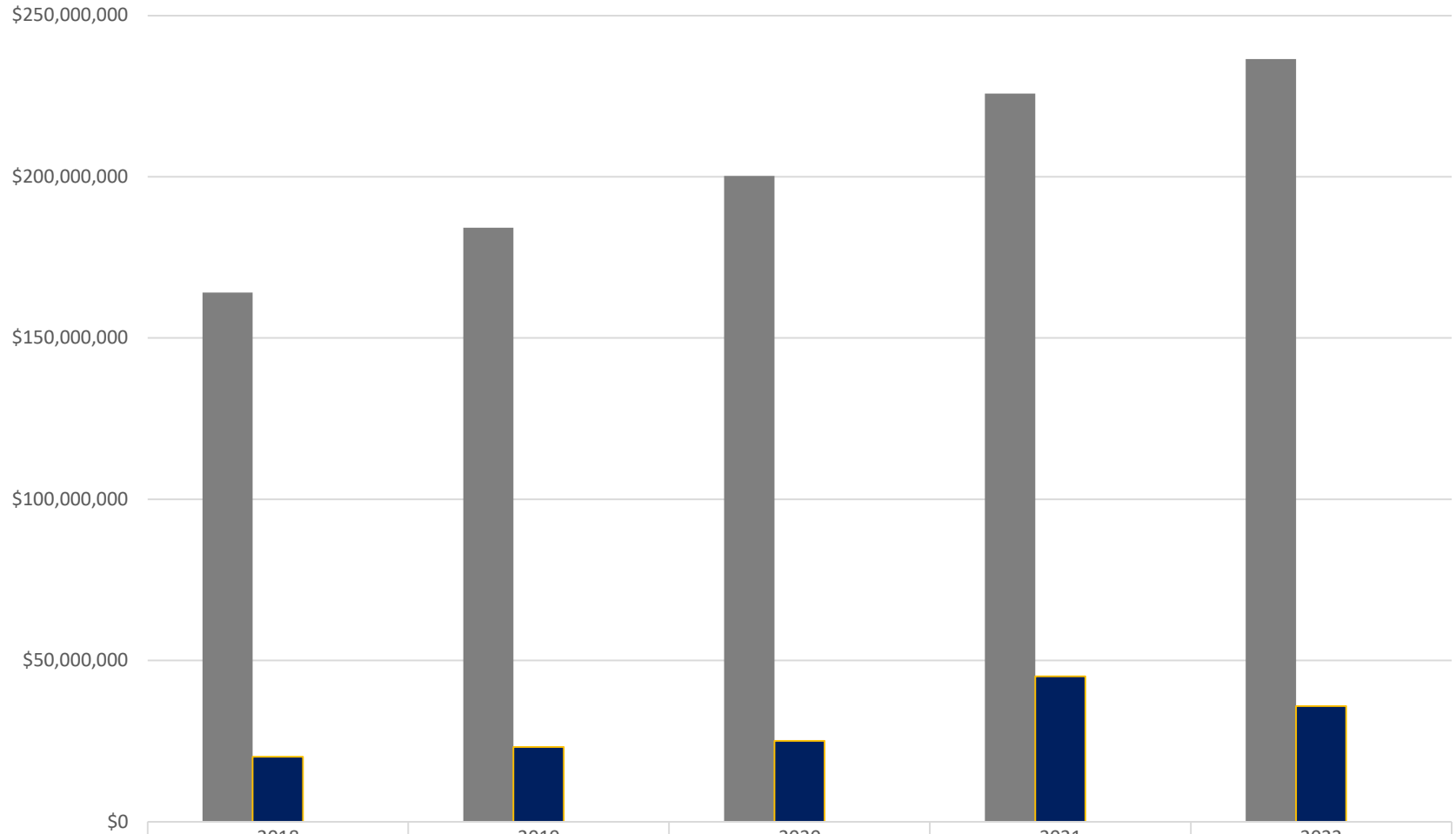
	2018	2019	2020	2021	2022
Proposals Processed Count	1543	1481	1590	1680	1585
Awards Processed	1106	1149	1224	1135	1241

School of Medicine- Sponsored Research Expenditures Direct, Indirect and Total February FY18-FY22



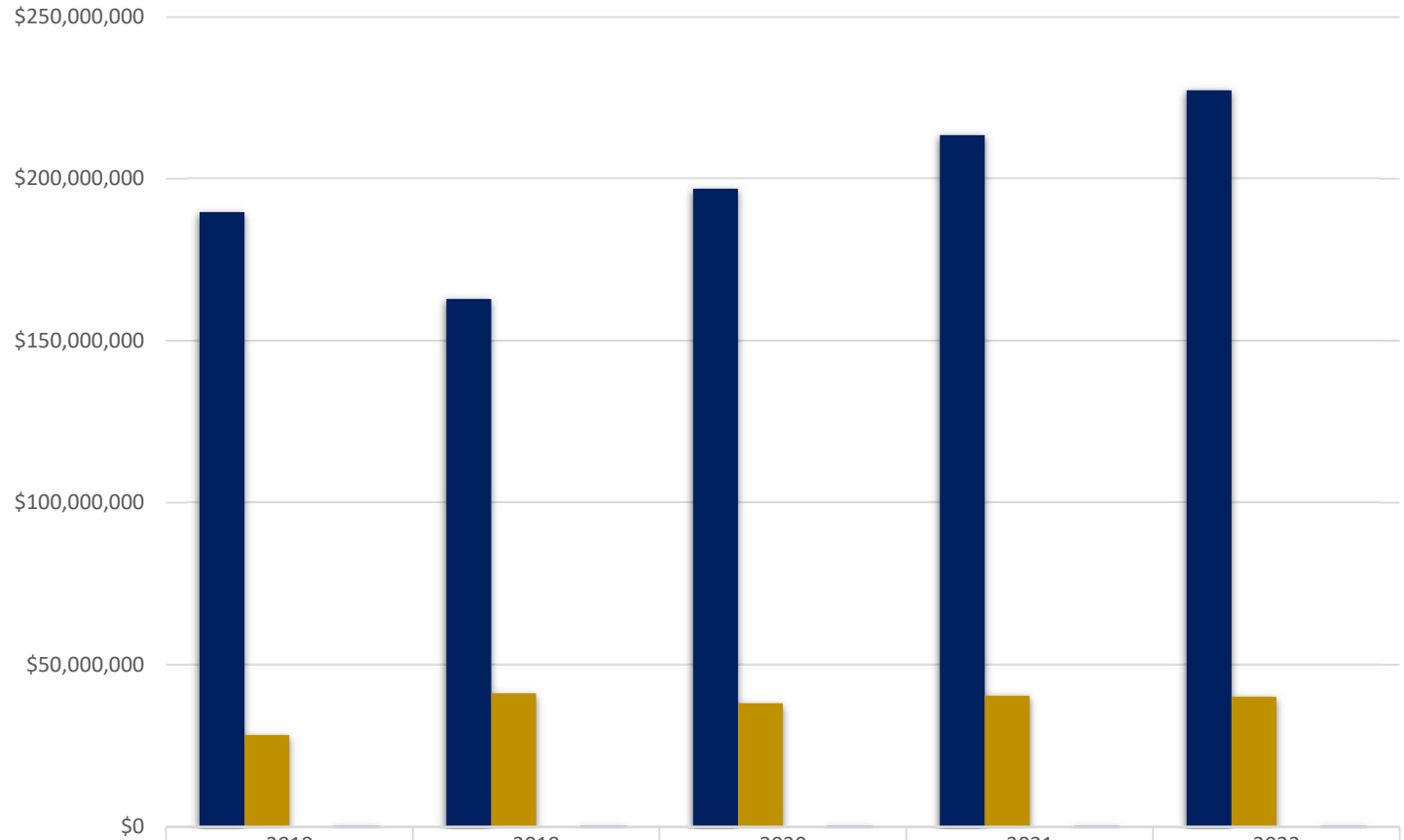
	2018	2019	2020	2021	2022
■ Direct (\$'s)	\$125,037,780	\$141,240,024	\$152,625,359	\$175,817,173	\$180,870,596
■ Indirect (\$'s)	\$39,006,760	\$42,933,491	\$47,555,649	\$49,925,051	\$55,609,419
■ Total Expenses	\$164,044,540	\$184,173,515	\$200,181,008	\$225,742,223	\$236,480,016

School of Medicine Sponsored Research Expenditures, Outgoing Sub-Awards February FY18-FY22



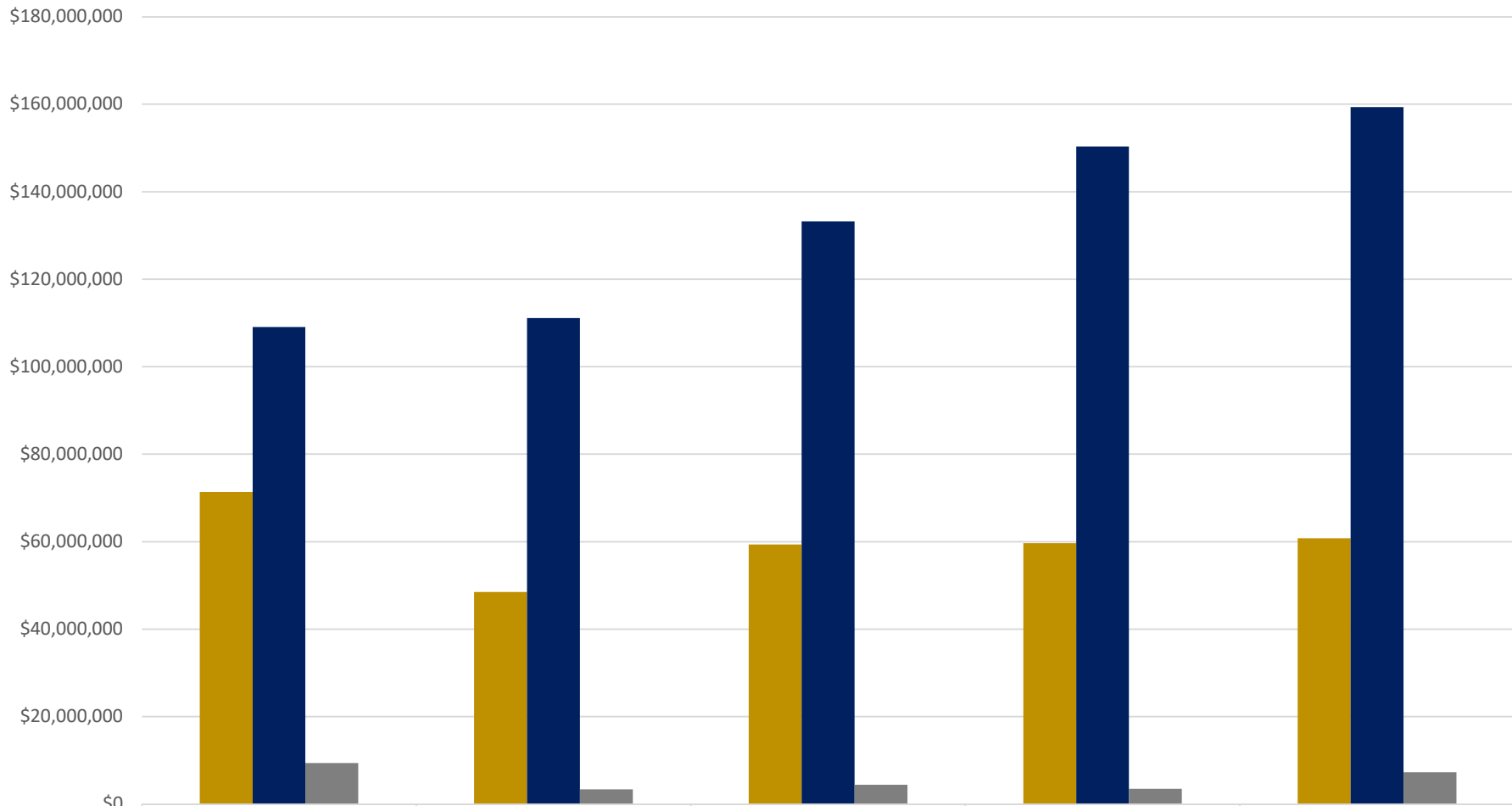
■ Total Expenses	\$164,044,540	\$184,173,515	\$200,181,008	\$225,742,223	\$236,480,016
■ Outgoing Sub-Awards	\$20,179,359	\$23,198,837	\$25,056,486	\$45,082,809	\$35,901,838
■ % of Expense Total	12.30%	12.60%	12.52%	19.97%	15.18%

School of Medicine Awards Incoming Sub-Awards Total Award Funding and Processed February FY18-FY22



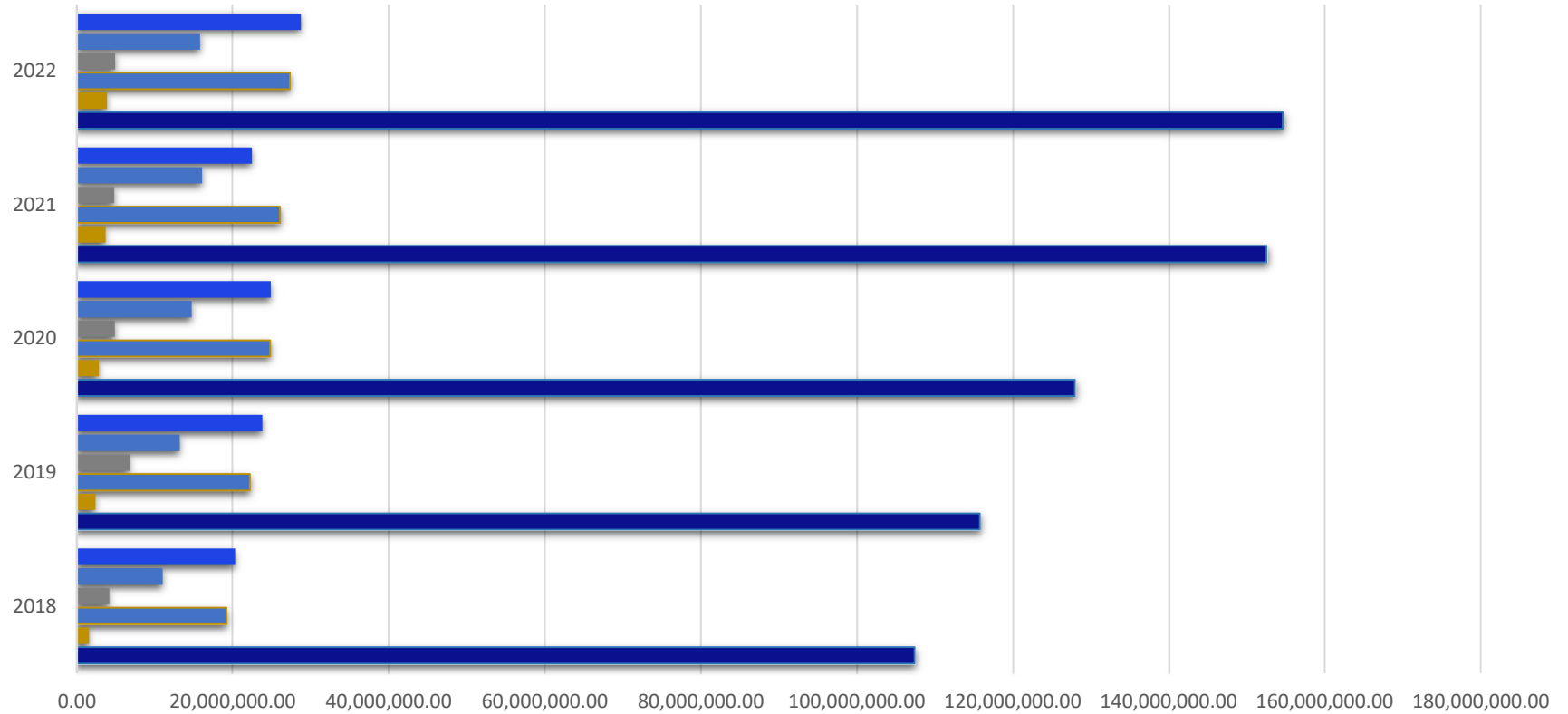
	2018	2019	2020	2021	2022
■ Total Award (Including Incoming Sub-Awards)	\$189,771,236	\$162,924,952	\$196,952,384	\$213,520,002	\$227,371,986
■ Total Incoming Sub-Awards	\$28,361,341	\$41,167,943	\$38,073,810	\$40,407,569	\$40,138,005
■ (Incoming Sub-Awards % of Total Award)	14.95%	25.27%	19.33%	18.92%	17.65%
■ Awards Processed	1106	1149	1224	1135	1241

School of Medicine Award Results by Research Type February FY18-FY22



	2018	2019	2020	2021	2022
■ Other	\$71,329,591	\$48,471,131	\$59,361,251	\$59,637,481	\$60,782,877
■ Research	\$109,078,389	\$111,091,990	\$133,190,421	\$150,362,670	\$159,331,297
■ Training	\$9,363,257	\$3,361,831	\$4,400,712	\$3,519,850	\$7,257,813

School of Medicine Award Results by Sponsored Type February FY18-FY22



	2018	2019	2020	2021	2022
■ Corporate	20,323,597.58	23,825,044.55	24,889,106.19	22,484,052.90	28,756,687.46
■ University	11,020,975.00	13,227,608.40	14,744,697.06	16,074,799.91	15,817,335.29
■ State	4,188,475.25	6,791,018.43	4,885,425.16	4,822,060.83	4,951,154.96
■ Private	19,211,338.42	22,219,498.29	24,827,634.45	26,074,875.38	27,356,117.27
■ Foreign	1,585,265.89	2,389,818.11	2,852,218.76	3,715,750.67	3,906,597.87
■ Federal	107,432,511.81	115,808,795.67	127,996,759.70	152,554,671.66	154,617,089.73