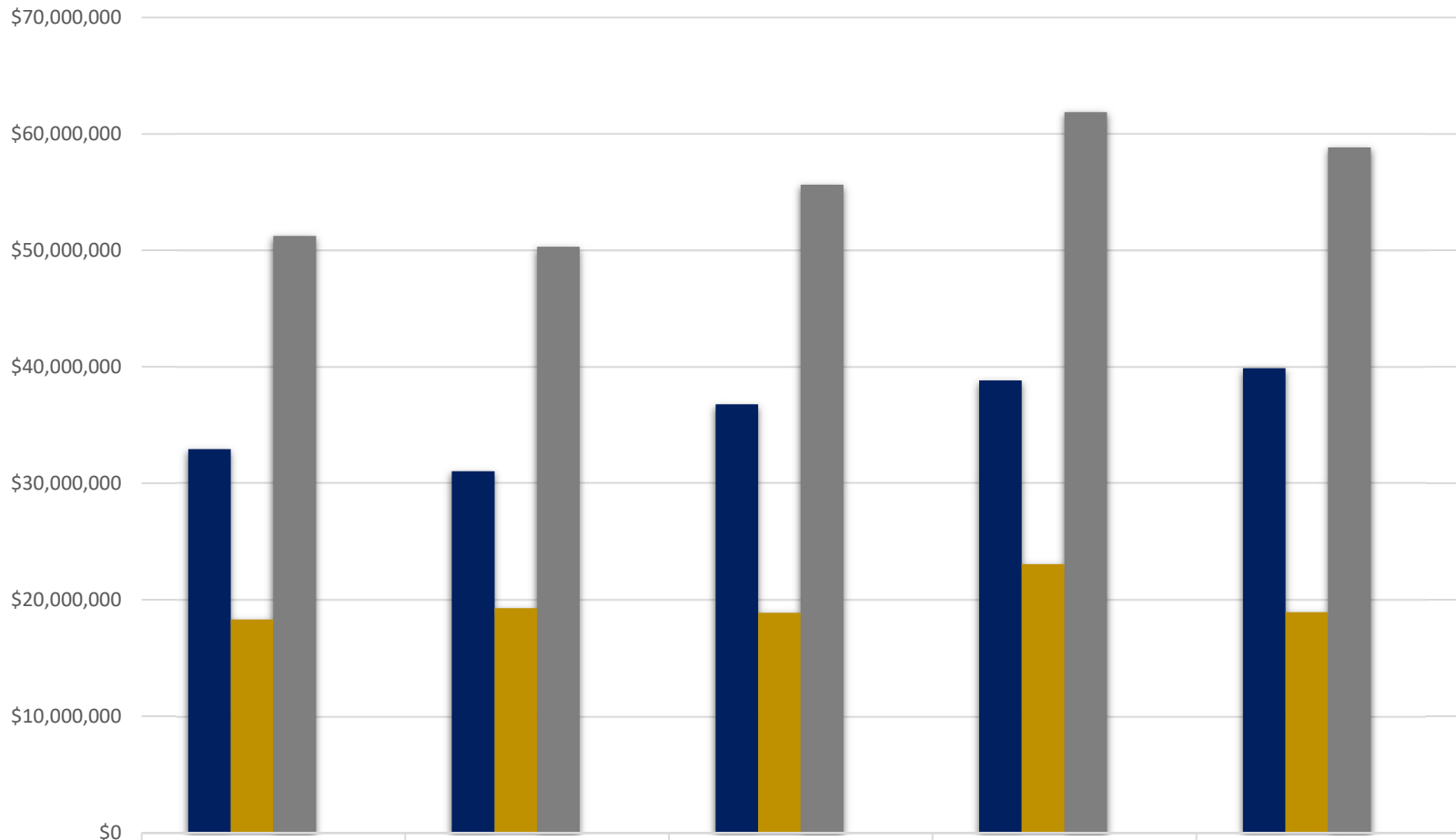
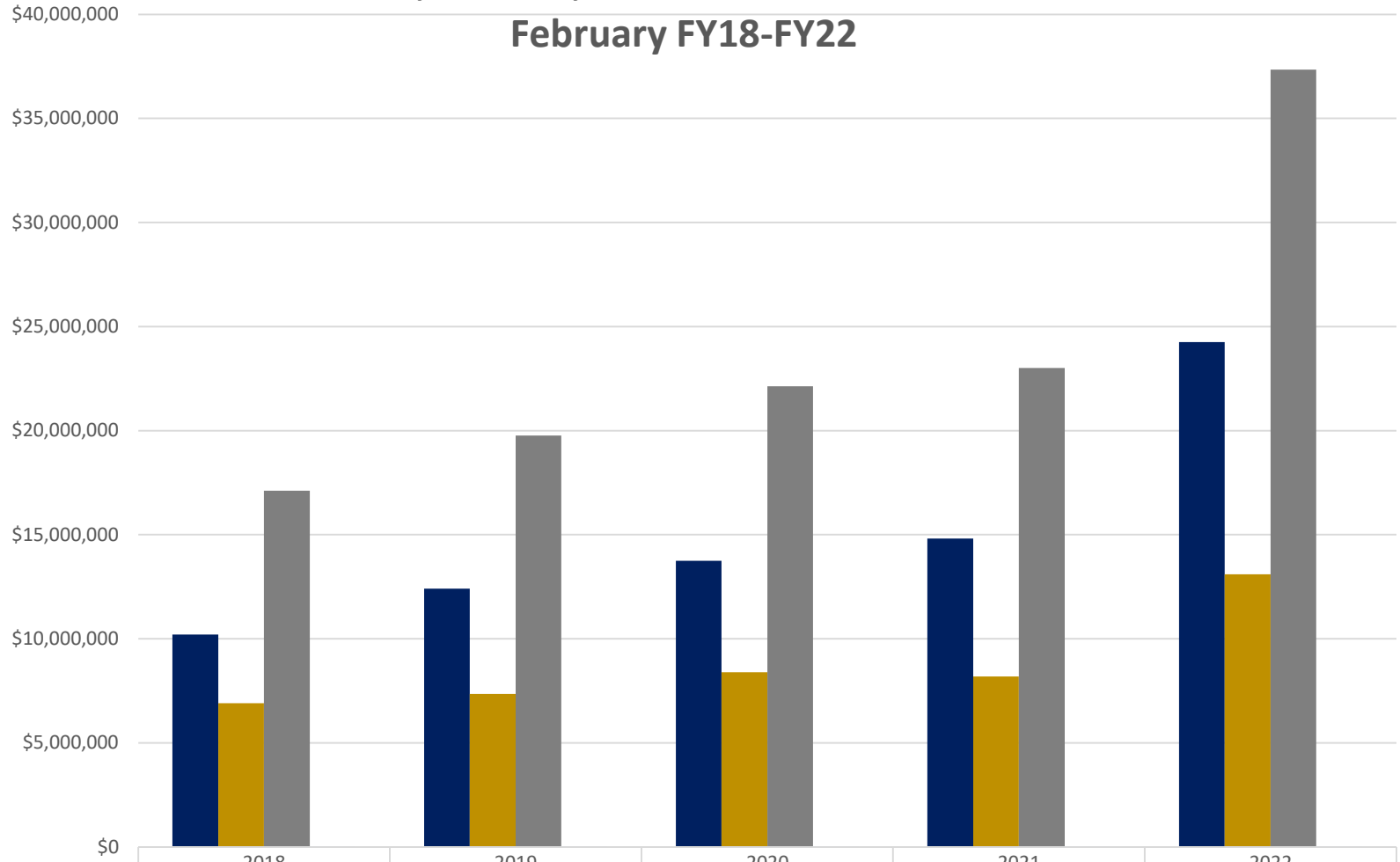


## Yerkes Primate Center Proposals Submitted -Direct, Indirect and Total (\$'s) Processed February FY18-FY22



	2018	2019	2020	2021	2022
■ Direct Budget Amount	\$32,936,670	\$31,044,064	\$36,772,102	\$38,827,943	\$39,897,412
■ Indirect Budget Amount	\$18,295,877	\$19,279,507	\$18,871,790	\$23,047,340	\$18,930,620
■ Total Proposal	\$51,232,547	\$50,323,571	\$55,643,892	\$61,875,283	\$58,828,032
■ Proposals Processed Count	90	95	102	106	79

## Yerkes Primate Center - Award Results Direct, Indirect, Total and Award Processed February FY18-FY22

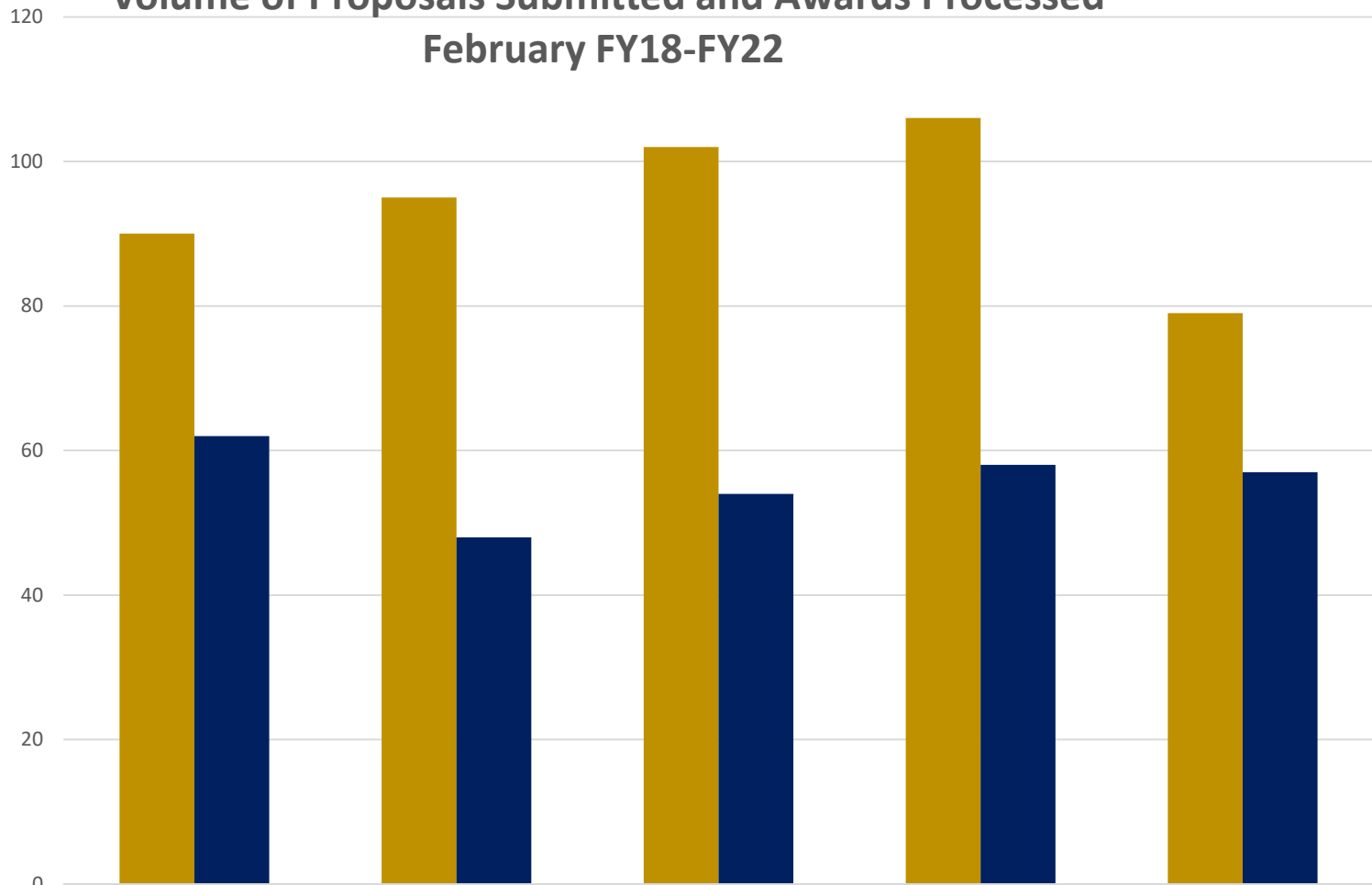


	2018	2019	2020	2021	2022
■ Direct (\$'s)	\$10,211,572	\$12,404,591	\$13,743,375	\$14,819,180	\$24,247,126
■ Indirect (\$'s)	\$6,905,681	\$7,356,271	\$8,391,919	\$8,184,633	\$13,094,939
■ Total Funding Total	\$17,117,253	\$19,760,862	\$22,135,294	\$23,003,814	\$37,342,065
■ Awards Processed	62	48	54	58	57

## Yerkes Primate Center - Award Results

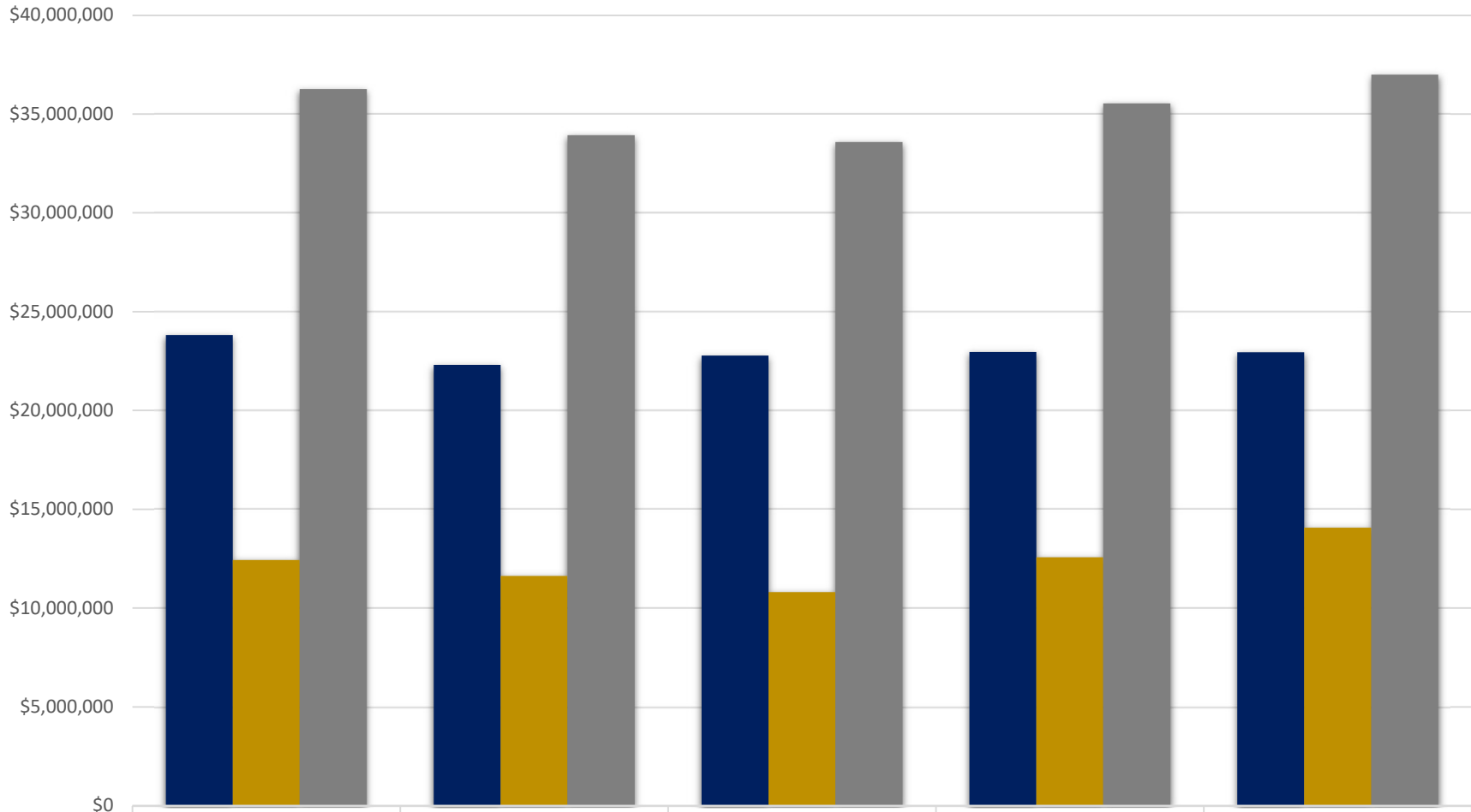
### Volume of Proposals Submitted and Awards Processed

#### February FY18-FY22



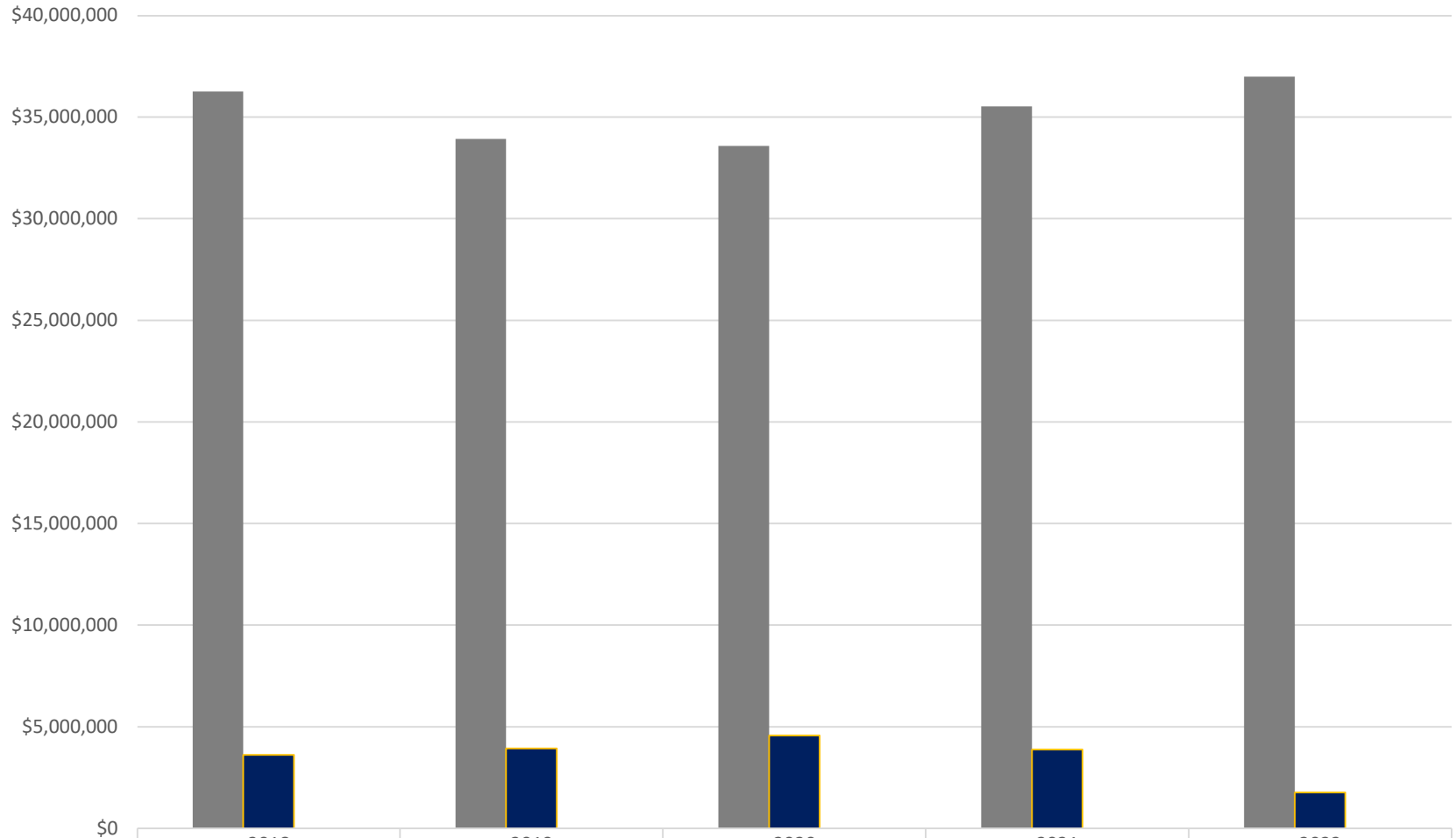
	2018	2019	2020	2021	2022
Proposals Processed Count	90	95	102	106	79
Awards Processed	62	48	54	58	57

## Yerkes Primate Center - Sponsored Research Expenditures Direct, Indirect and Total February FY18-FY22



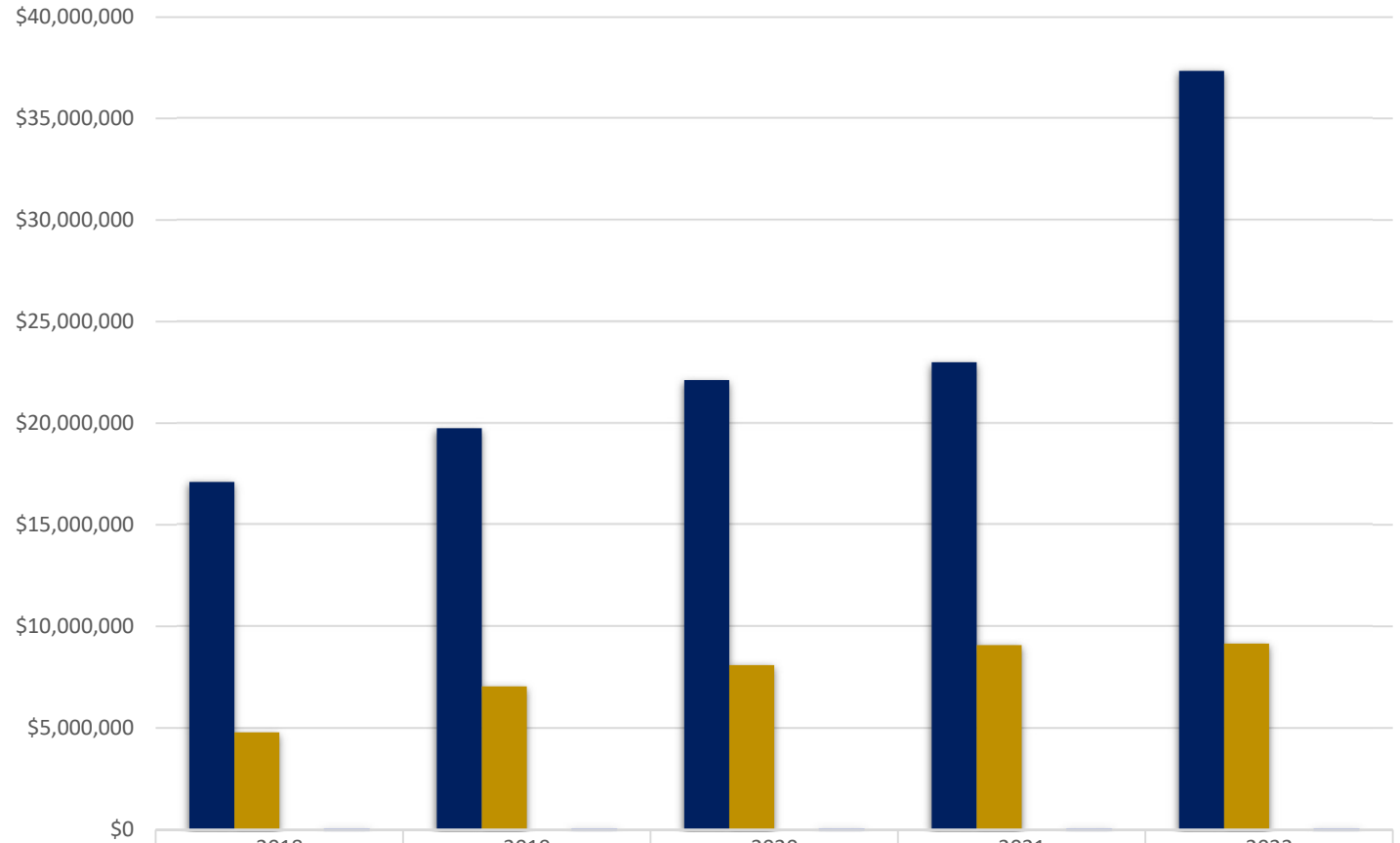
	2018	2019	2020	2021	2022
■ Direct (\$'s)	\$23,821,162	\$22,299,904	\$22,770,224	\$22,960,849	\$22,934,368
■ Indirect (\$'s)	\$12,433,099	\$11,629,678	\$10,809,318	\$12,571,846	\$14,060,865
■ Total Expenses	\$36,254,260	\$33,929,582	\$33,579,542	\$35,532,696	\$36,995,233

## Yerkes Primate Center Sponsored Research Expenditures, Outgoing Sub-Awards February FY18-FY22



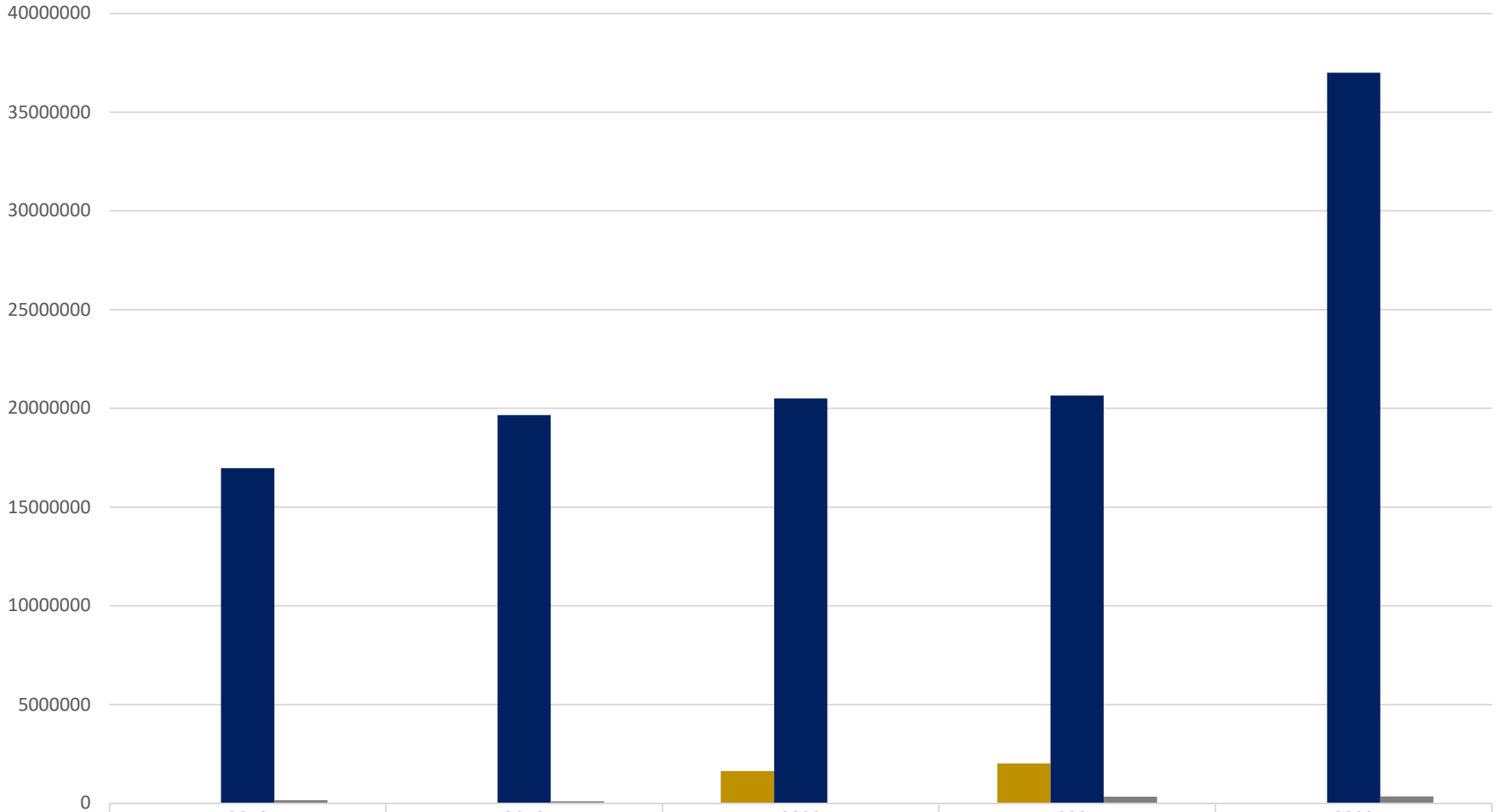
■ Total Expenses	\$36,254,260	\$33,929,582	\$33,579,542	\$35,532,696	\$36,995,233
■ Outgoing Sub-Awards	\$3,611,621	\$3,932,801	\$4,561,890	\$3,879,827	\$1,768,964
■ % of Expense Total	9.96%	11.59%	13.59%	10.92%	4.78%

## Yerkes Primate Center Awards Incoming Sub-Awards Total Award Funding and Processed February FY18-FY22



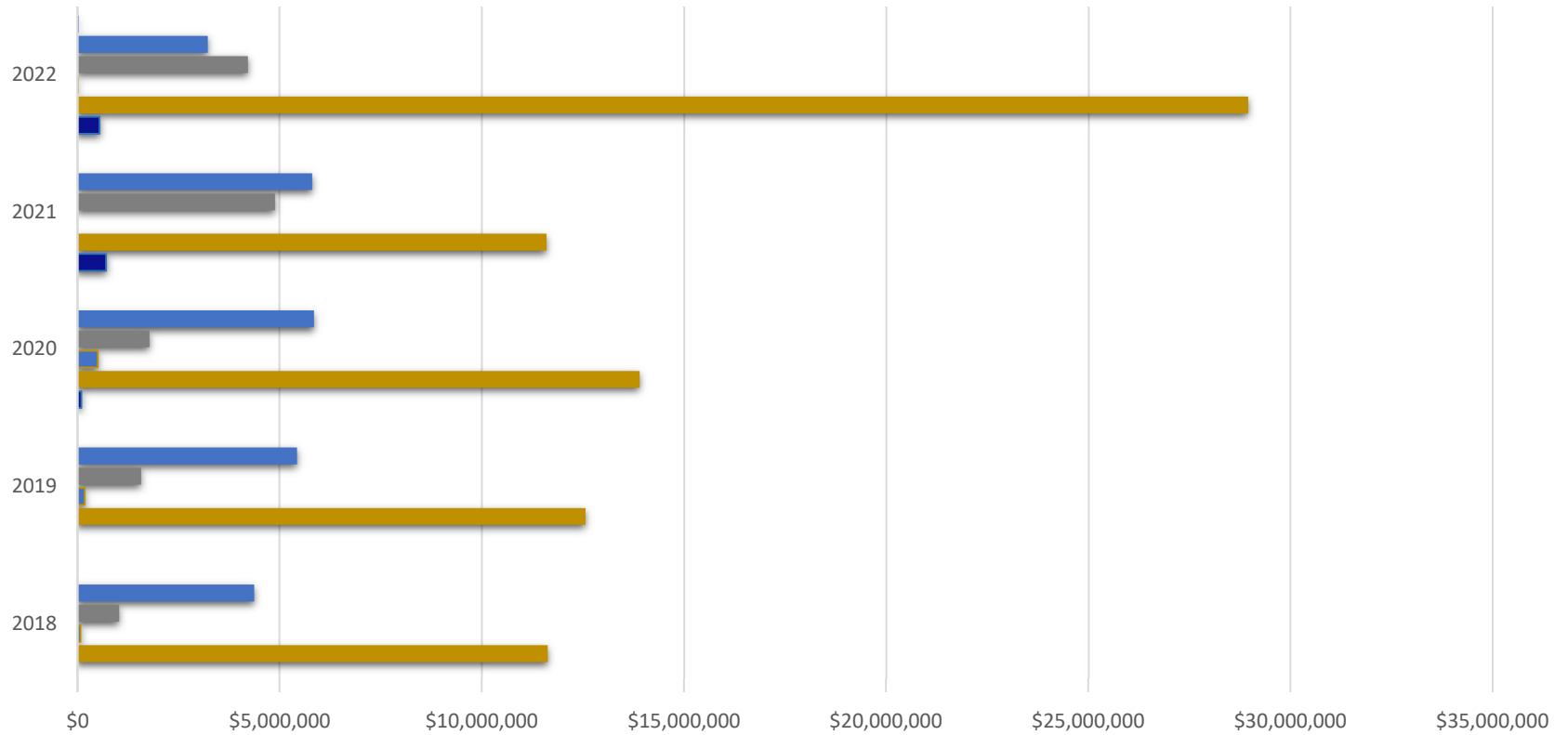
	2018	2019	2020	2021	2022
■ Total Award (Including Incoming Sub-Awards)	\$17,117,253	\$19,760,862	\$22,135,294	\$23,003,814	\$37,342,065
■ Total Incoming Sub-Awards	\$4,798,717	\$7,056,901	\$8,096,177	\$9,090,398	\$9,152,708
■ (Incoming Sub-Awards % of Total Award)	28.03%	35.71%	36.58%	39.52%	24.51%
■ Awards Processed	62	48	54	58	57

## Yerkes Primate Center Award Results by Research Type February FY18-FY22



■ Other			\$1,637,319	\$2,018,800	
■ Research	\$16,967,253	\$19,659,122	\$20,497,975	\$20,644,173	\$36,997,323
■ Training	\$150,000	\$101,740		\$340,841	\$344,742

## Yerkes Primate Center Award Results by Sponsored Type February FY18-FY22



	2018	2019	2020	2021	2022
■ Other Sponsor					34,762.75
■ University	\$4,373,796	\$5,434,962	\$5,847,994	\$5,808,225	\$3,227,872
■ Private	\$1,032,489	\$1,580,400	\$1,782,733	\$4,887,766	\$4,219,018
■ Foreign	\$78,000	\$178,229	\$500,000		\$10,109
■ Federal	\$11,632,968	\$12,567,271	\$13,907,721	\$11,602,034	\$28,957,548
■ Corporate	\$0		\$96,846	\$705,789	\$545,923