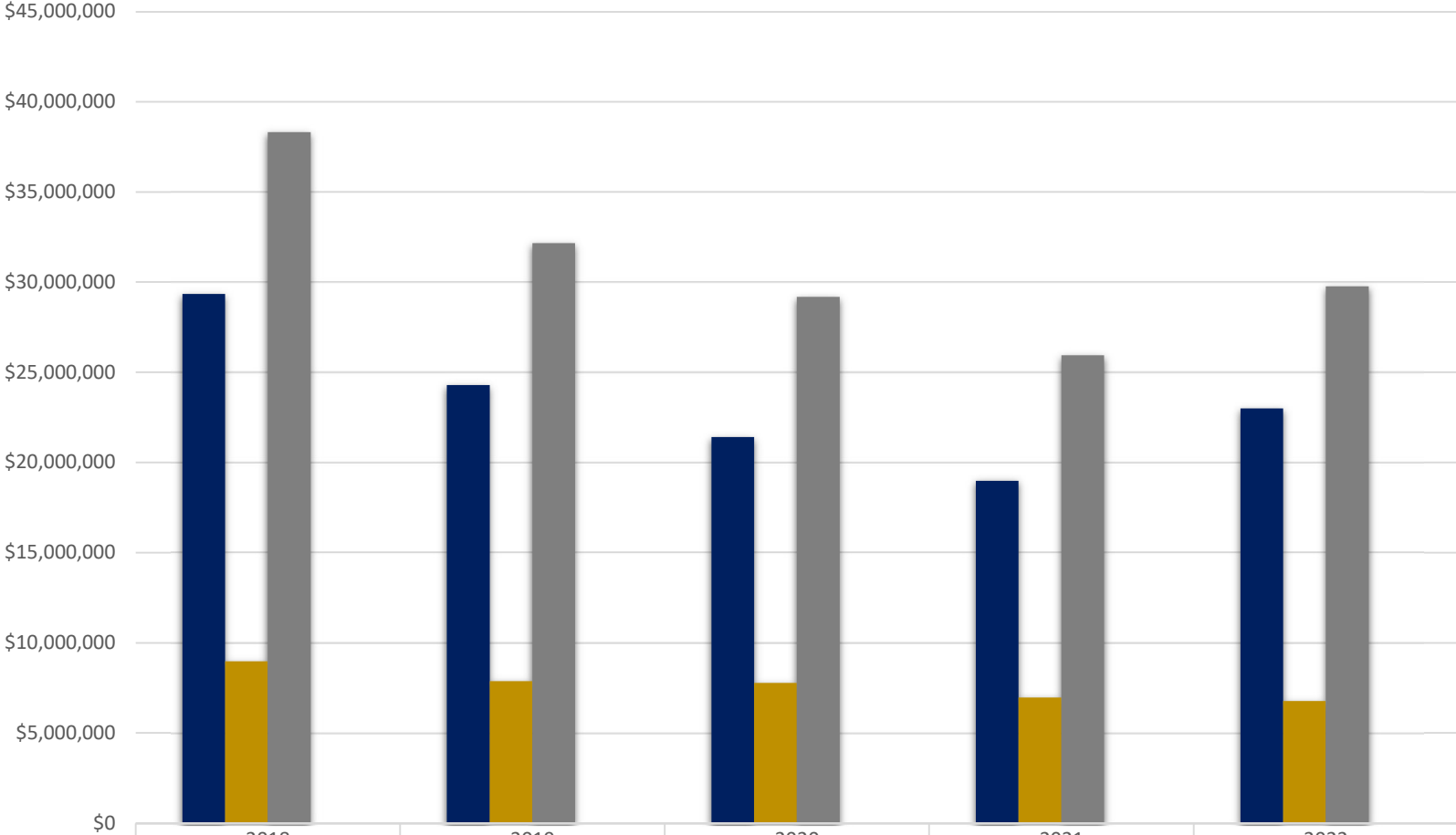


Emory College Proposals Submitted -Direct, Indirect and Total (\$'s) Processed February FY18-FY22

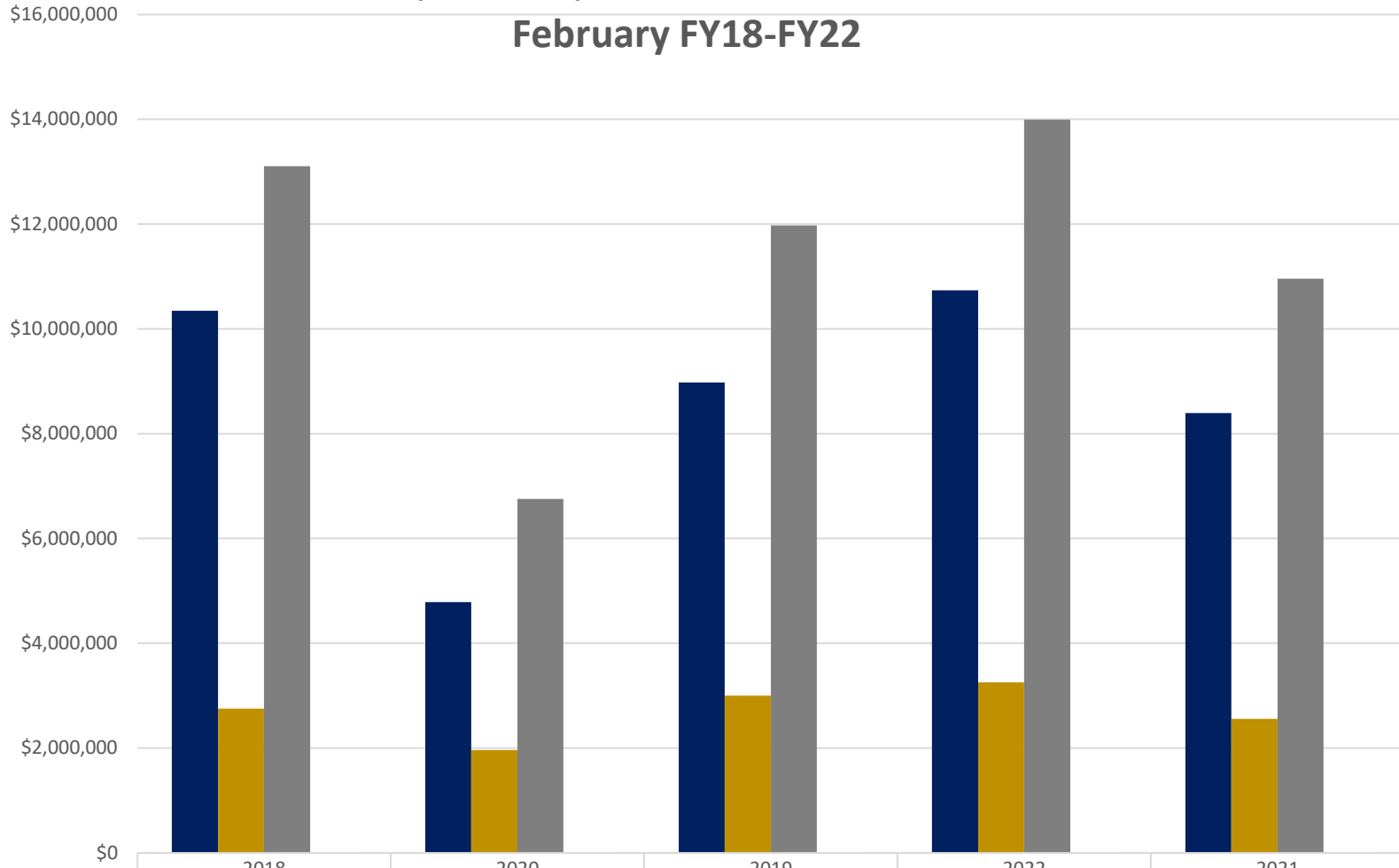


	2018	2019	2020	2021	2022
■ Direct Budget Amount	\$29,338,713	\$24,295,821	\$21,413,173	\$18,985,507	\$22,993,789
■ Indirect Budget Amount	\$8,967,678	\$7,870,112	\$7,771,525	\$6,962,010	\$6,773,716
■ Total Proposal	\$38,306,391	\$32,165,933	\$29,184,698	\$25,947,517	\$29,767,505
■ Proposals Processed Count	174	168	166	161	160

Emory College - Award Results

Direct, Indirect, Total and Award Processed

February FY18-FY22

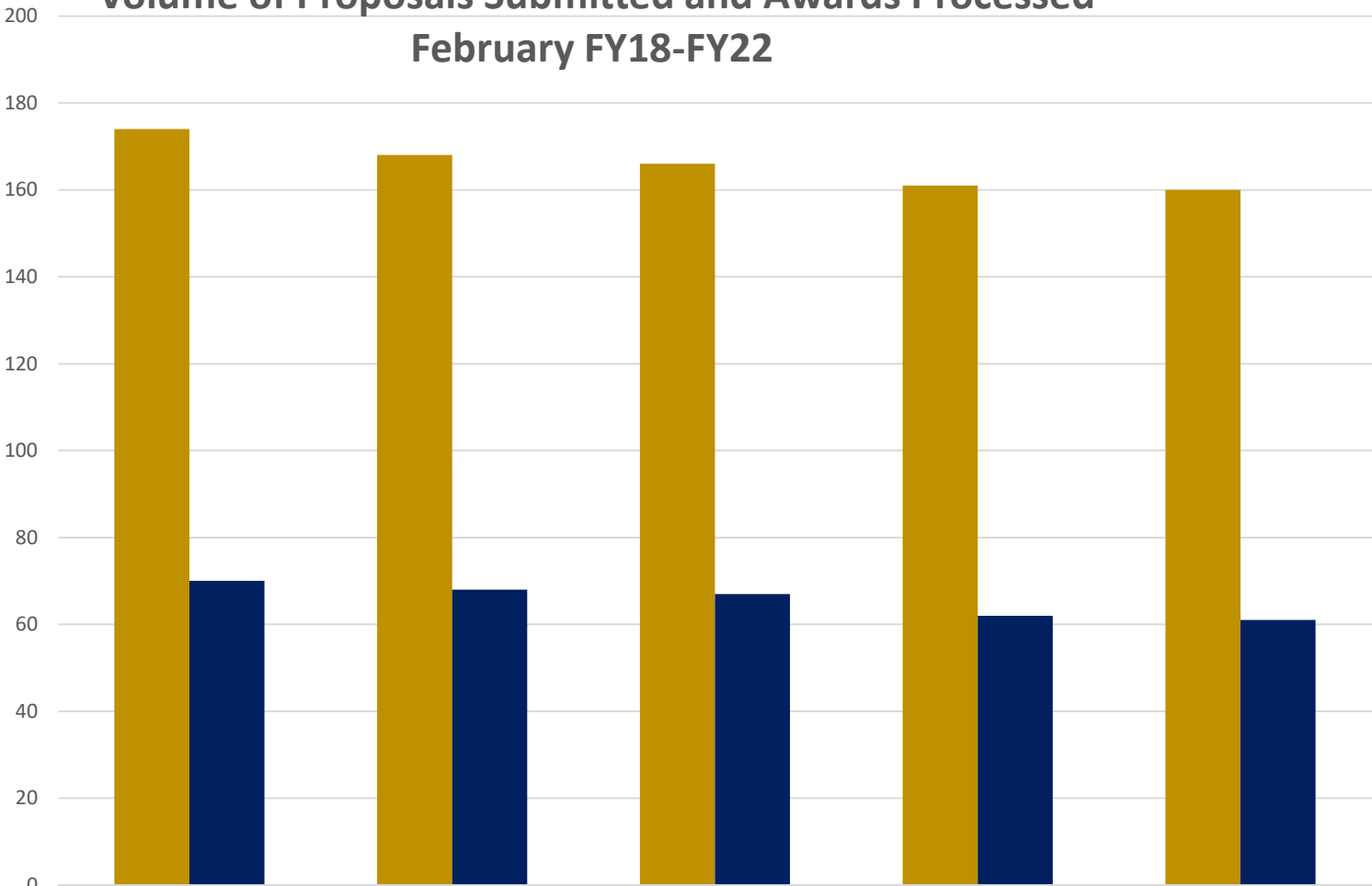


	2018	2020	2019	2022	2021
■ Direct (\$'s)	\$10,347,127	\$4,787,239	\$8,974,971	\$10,735,809	\$8,394,420
■ Indirect (\$'s)	\$2,753,653	\$1,964,819	\$2,998,485	\$3,256,364	\$2,559,953
■ Total Funding Total	\$13,100,780	\$6,752,058	\$11,973,455	\$13,992,173	\$10,954,373
■ Awards Processed	70	68	67	62	61

Emory College - Award Results

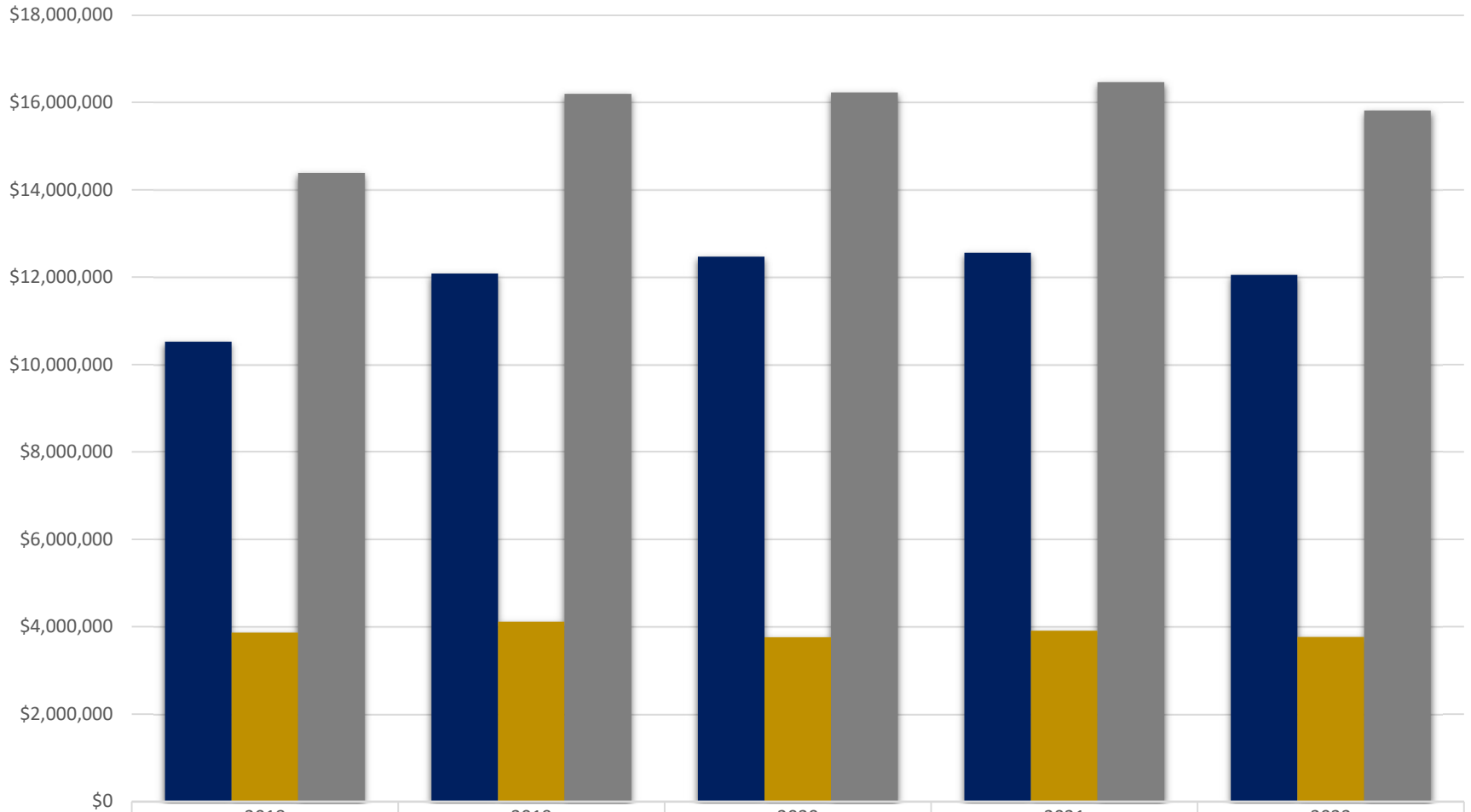
Volume of Proposals Submitted and Awards Processed

February FY18-FY22



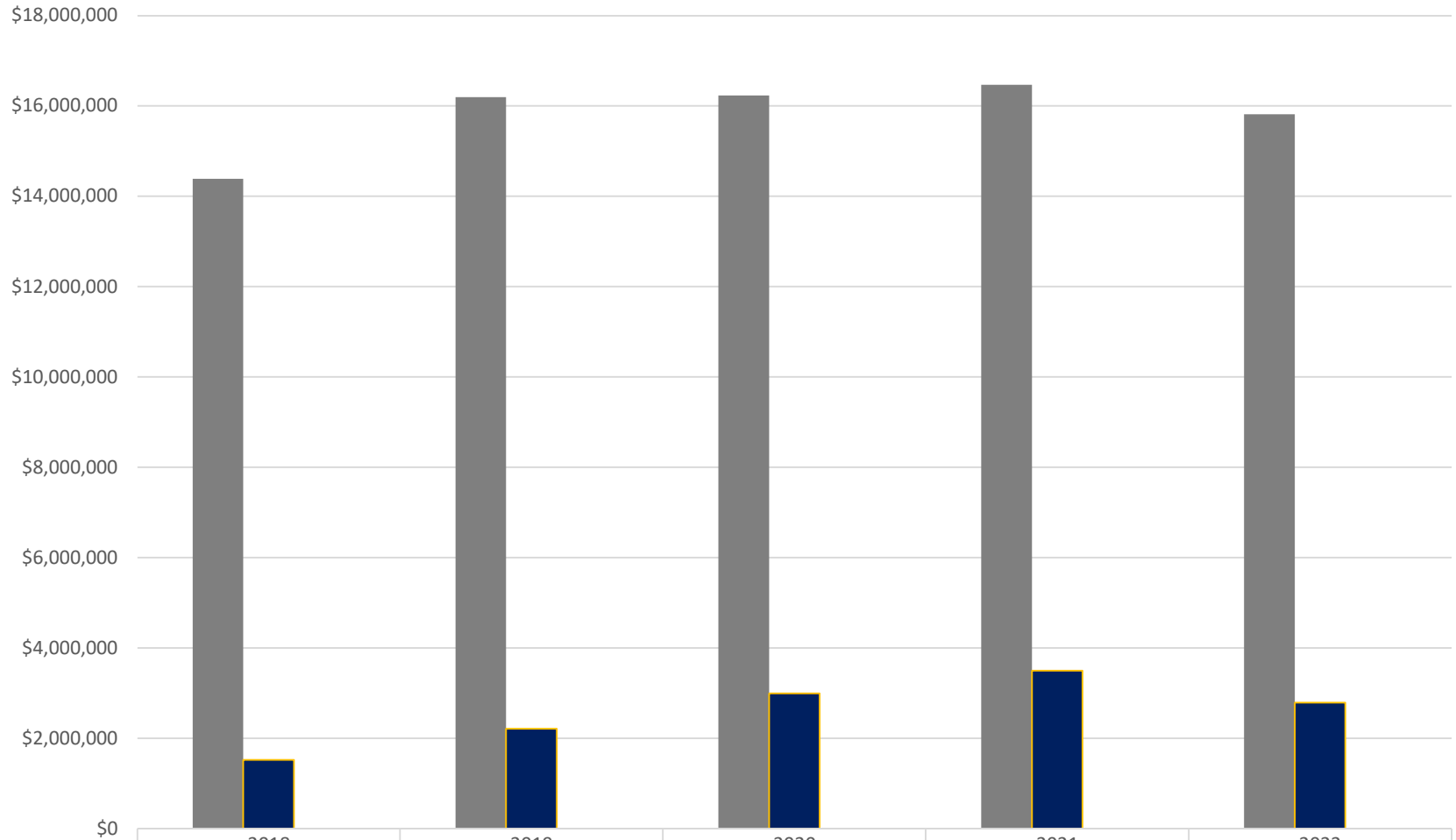
	2018	2019	2020	2021	2022
Proposals Processed Count	174	168	166	161	160
Awards Processed	70	68	67	62	61

Emory College - Sponsored Research Expenditures Direct, Indirect and Total February FY18-FY22



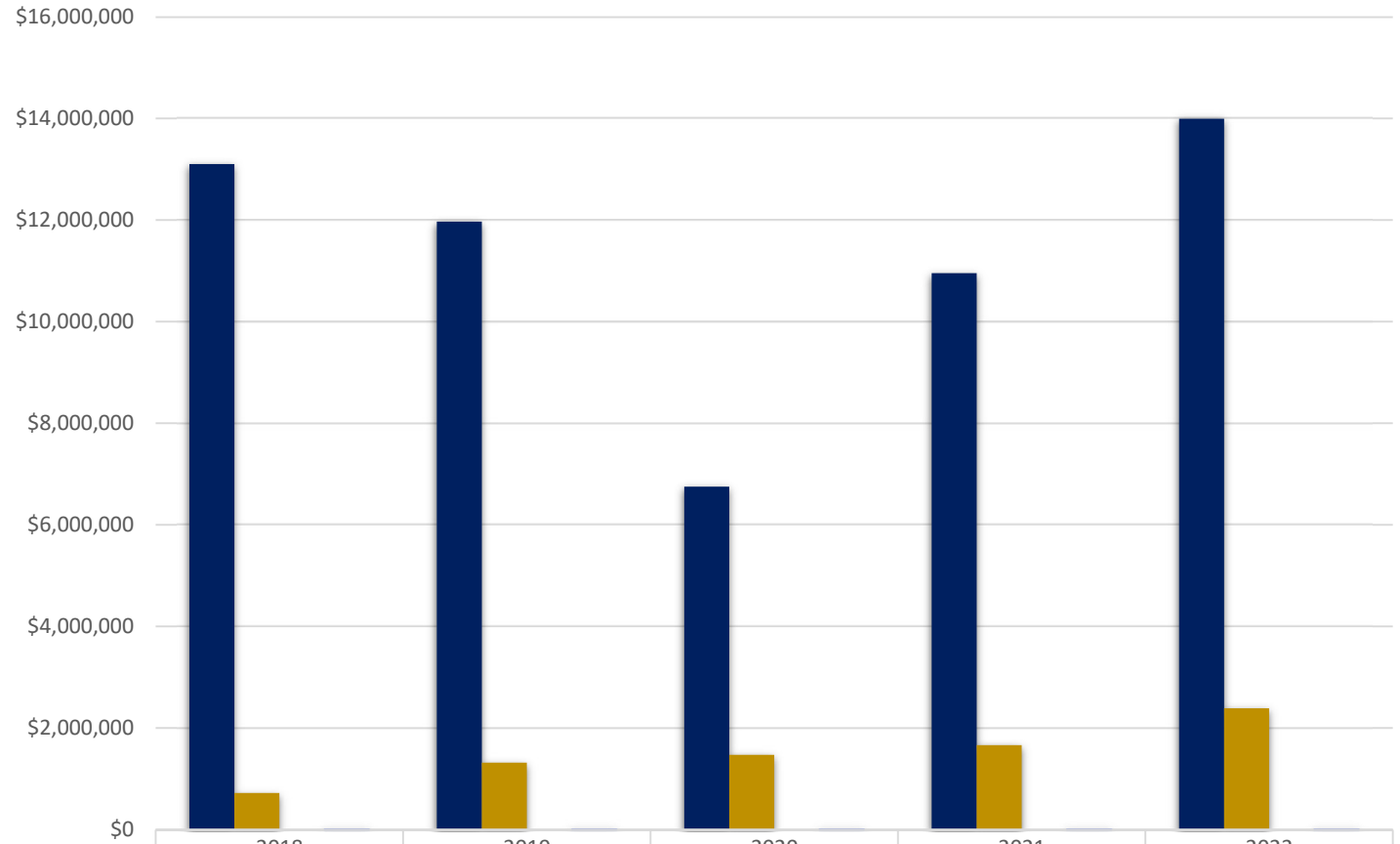
	2018	2019	2020	2021	2022
■ Direct (\$'s)	\$10,521,668	\$12,082,401	\$12,471,862	\$12,560,797	\$12,052,888
■ Indirect (\$'s)	\$3,866,235	\$4,111,313	\$3,756,942	\$3,904,821	\$3,760,791
■ Total Expenses	\$14,387,902	\$16,193,714	\$16,228,804	\$16,465,617	\$15,813,679

Emory College Sponsored Research Expenditures, Outgoing Sub-Awards February FY18-FY22



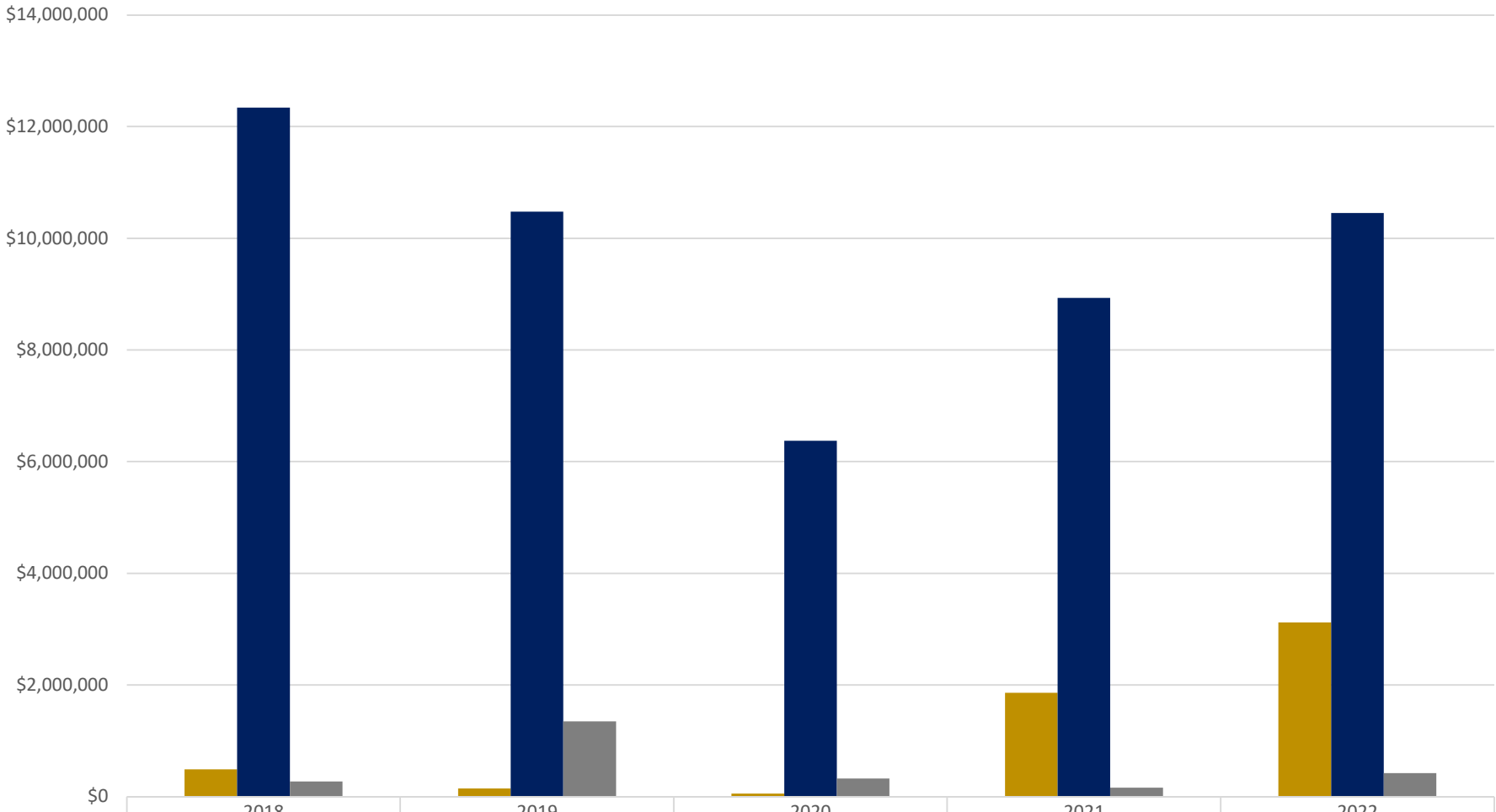
■ Total Expenses	\$14,387,902	\$16,193,714	\$16,228,804	\$16,465,617	\$15,813,679
■ Outgoing Sub-Awards	\$1,517,281	\$2,208,446	\$2,993,573	\$3,496,546	\$2,787,180
■ % of Expense Total	10.55%	13.64%	18.45%	21.24%	17.63%

Emory College Awards Incoming Sub-Awards Total Award Funding and Processed February FY18-FY22



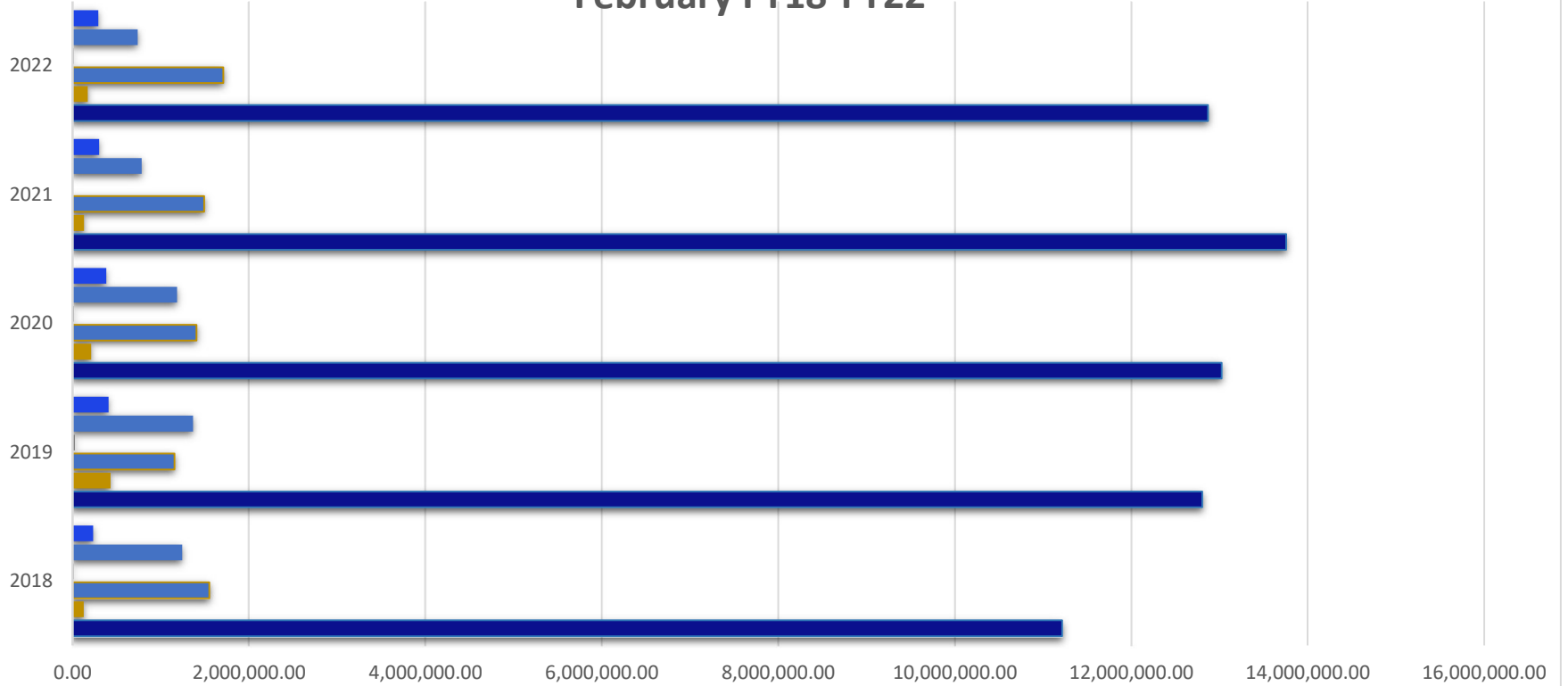
	2018	2019	2020	2021	2022
■ Total Award (Including Incoming Sub-Awards)	\$13,100,780	\$11,973,455	\$6,752,058	\$10,954,373	\$13,992,173
■ Total Incoming Sub-Awards	\$722,532	\$1,316,831	\$1,474,559	\$1,665,591	\$2,392,003
■ (Incoming Sub-Awards % of Total Award)	5.52%	11.00%	21.84%	15.20%	17.10%
■ Awards Processed	70	67	68	61	62

Emory College Award Results by Research Type February FY18-FY22



	2018	2019	2020	2021	2022
Other	\$490,000	\$146,724	\$54,000	\$1,860,940	\$3,118,495
Research	\$12,338,620	\$10,477,189	\$6,372,598	\$8,932,744	\$10,449,924
Training	\$272,160	\$1,349,542	\$325,460	\$160,689	\$423,754

Emory College Award Results by Sponsored Type February FY18-FY22



	2018	2019	2020	2021	2022
■ Corporate	234,202.88	407,441.95	382,192.90	301,323.63	291,309.51
■ University	1,243,856.13	1,365,024.55	1,184,741.63	784,580.47	740,143.08
■ State	15,673.59	27,855.84	16,452.46		13,385.60
■ Private	1,549,929.52	1,157,053.33	1,405,857.89	1,492,513.49	1,709,590.00
■ Foreign	125,895.26	430,166.76	212,308.95	130,701.63	173,978.30
■ Federal	11,218,344.97	12,806,171.44	13,027,250.02	13,756,498.09	12,869,198.48