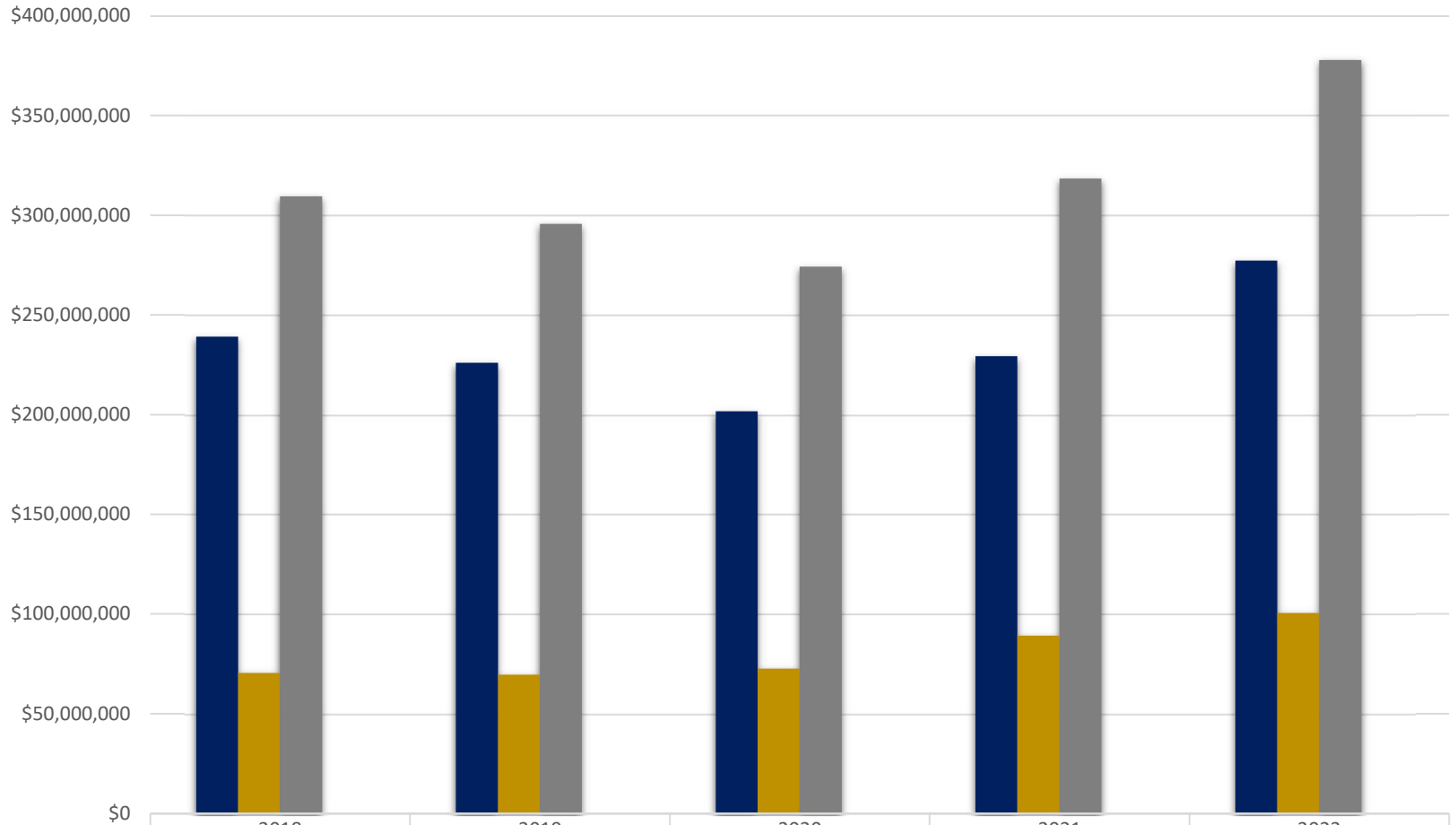


## Emory University Proposals Submitted -Direct, Indirect and Total (\$'s) Processed November FY18-FY22

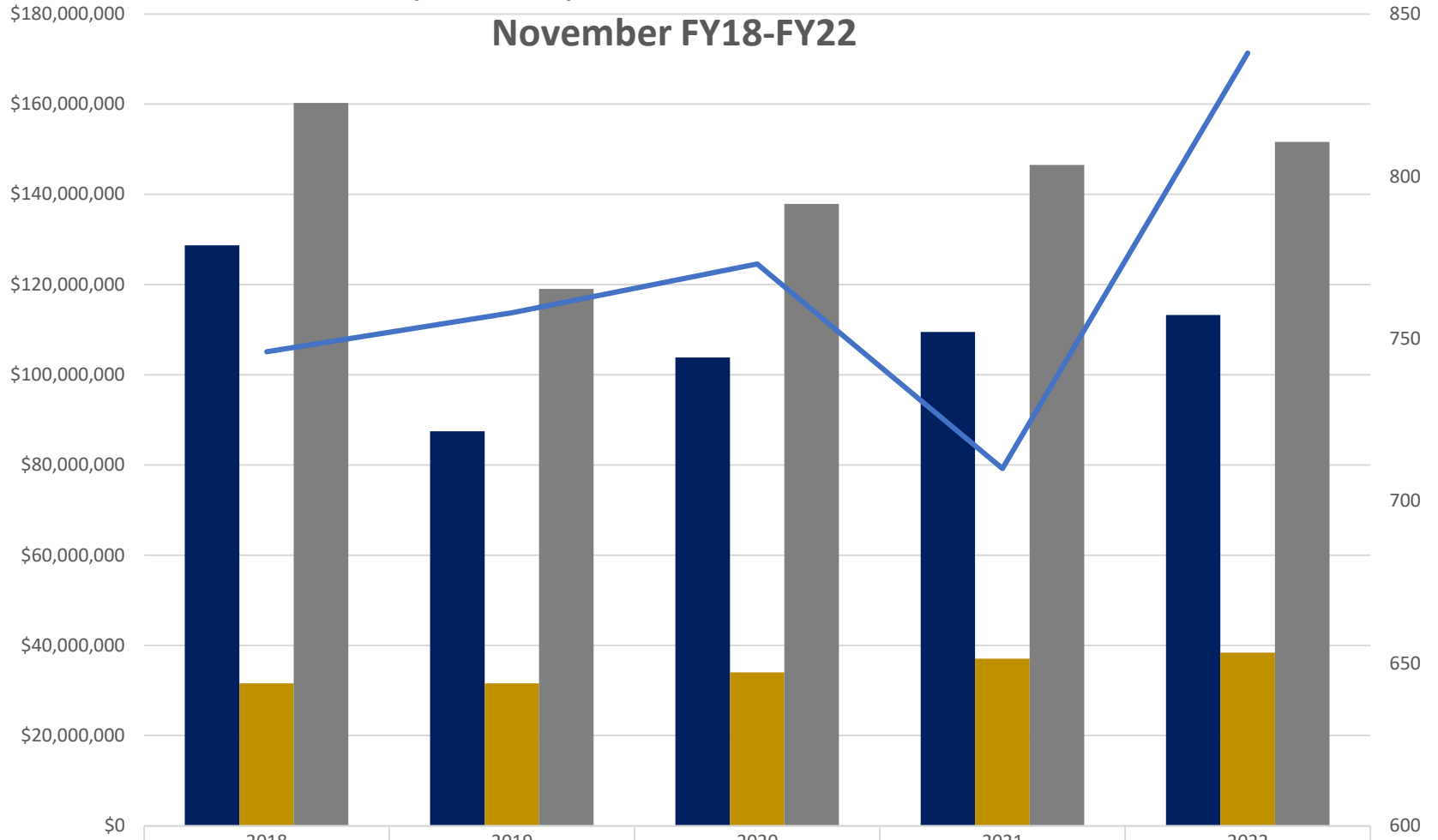


	2018	2019	2020	2021	2022
■ Direct Budget Amount	\$239,030,726	\$226,023,889	\$201,724,290	\$229,332,326	\$277,239,059
■ Indirect Budget Amount	\$70,466,181	\$69,568,642	\$72,498,790	\$89,129,261	\$100,539,737
■ Total Proposal	\$309,496,907	\$295,592,531	\$274,223,080	\$318,461,587	\$377,778,796
■ Proposals Processed Count	1061	1024	1089	1127	1118

## Emory University - Award Results

### Direct, Indirect, Total and Award Processed

#### November FY18-FY22

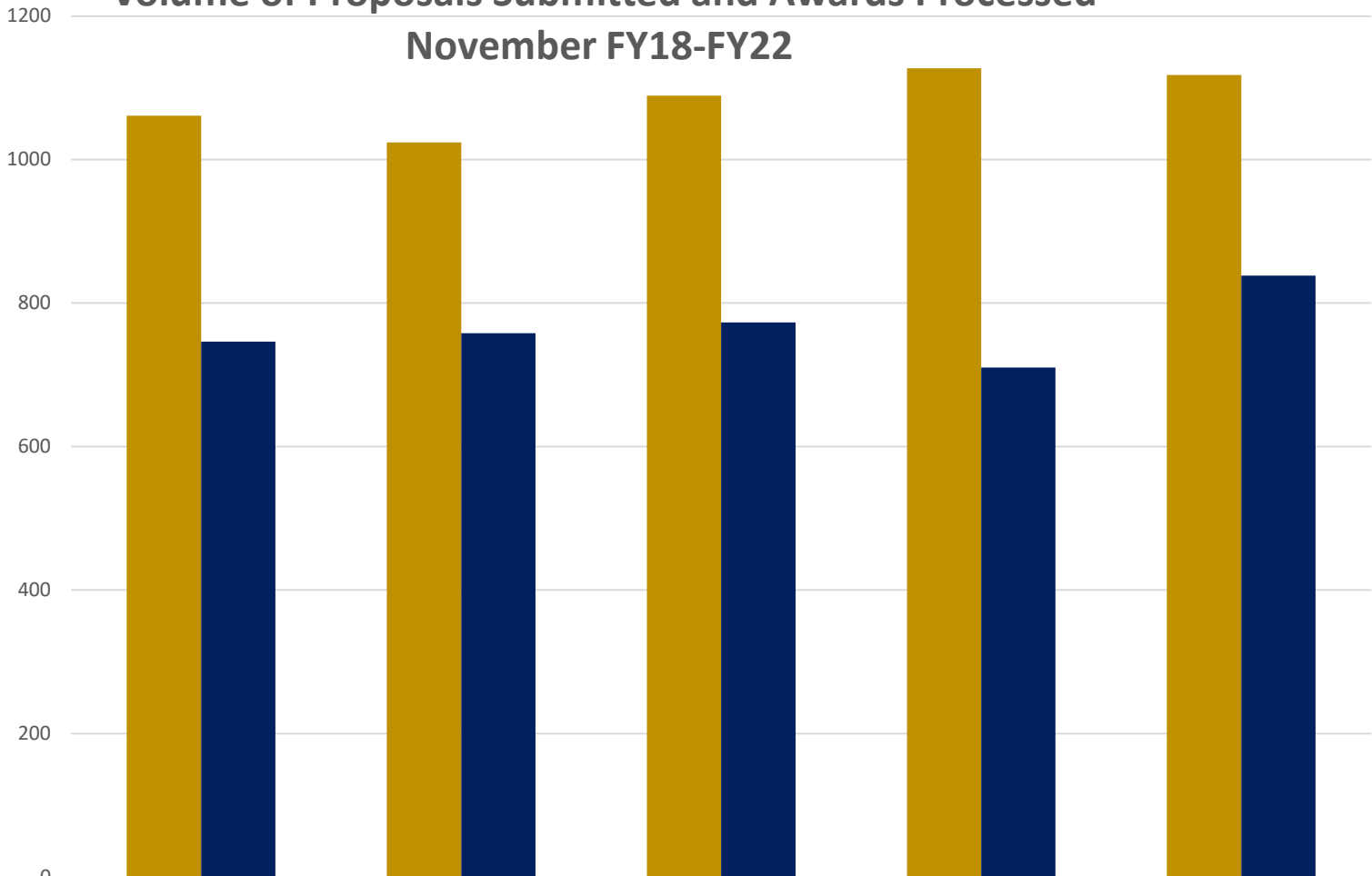


Direct (\$'s)	\$128,693,209	\$87,448,464	\$103,850,462	\$109,469,967	\$113,230,982
Indirect (\$'s)	\$31,577,950	\$31,581,206	\$34,005,031	\$37,050,602	\$38,388,473
Total Funding Total	\$160,271,158	\$119,029,670	\$137,855,493	\$146,520,570	\$151,619,455
Awards Processed	746	758	773	710	838

# Emory University - Award Results

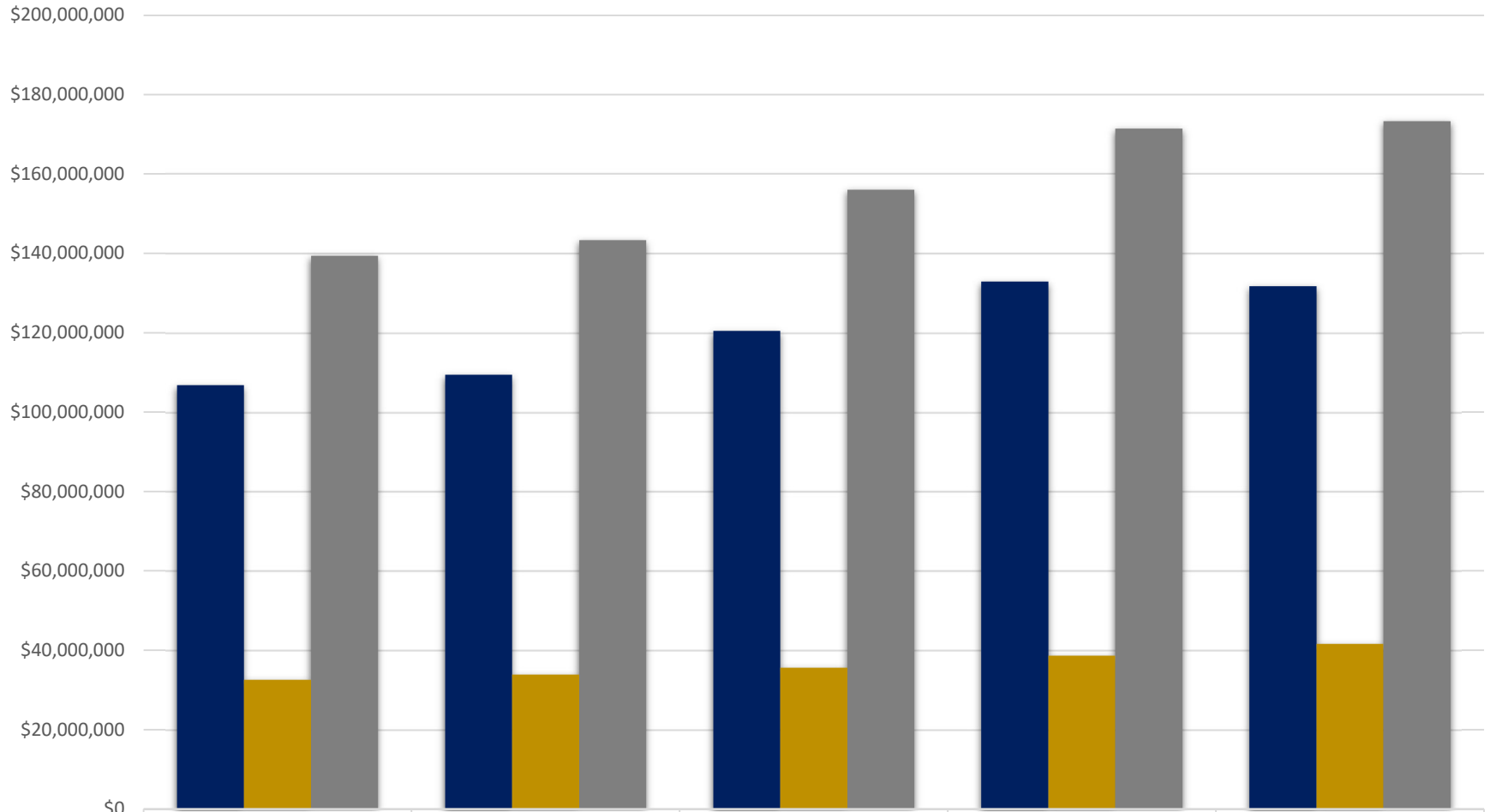
## Volume of Proposals Submitted and Awards Processed

### November FY18-FY22



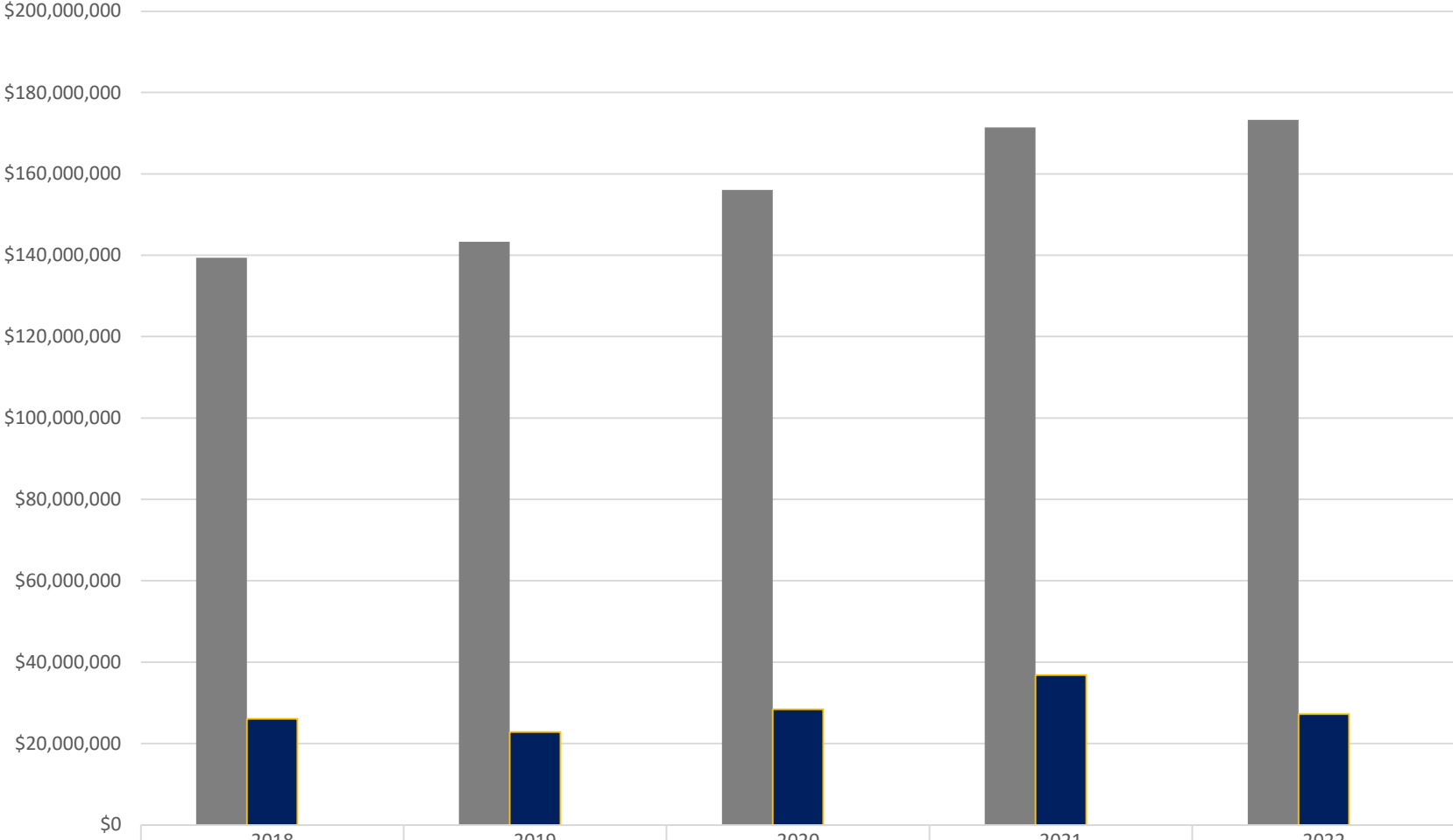
	2018	2019	2020	2021	2022
Proposals Processed Count	1061	1024	1089	1127	1118
Awards Processed	746	758	773	710	838

## Emory University - Sponsored Research Expenditures Direct, Indirect and Total November FY18-FY22



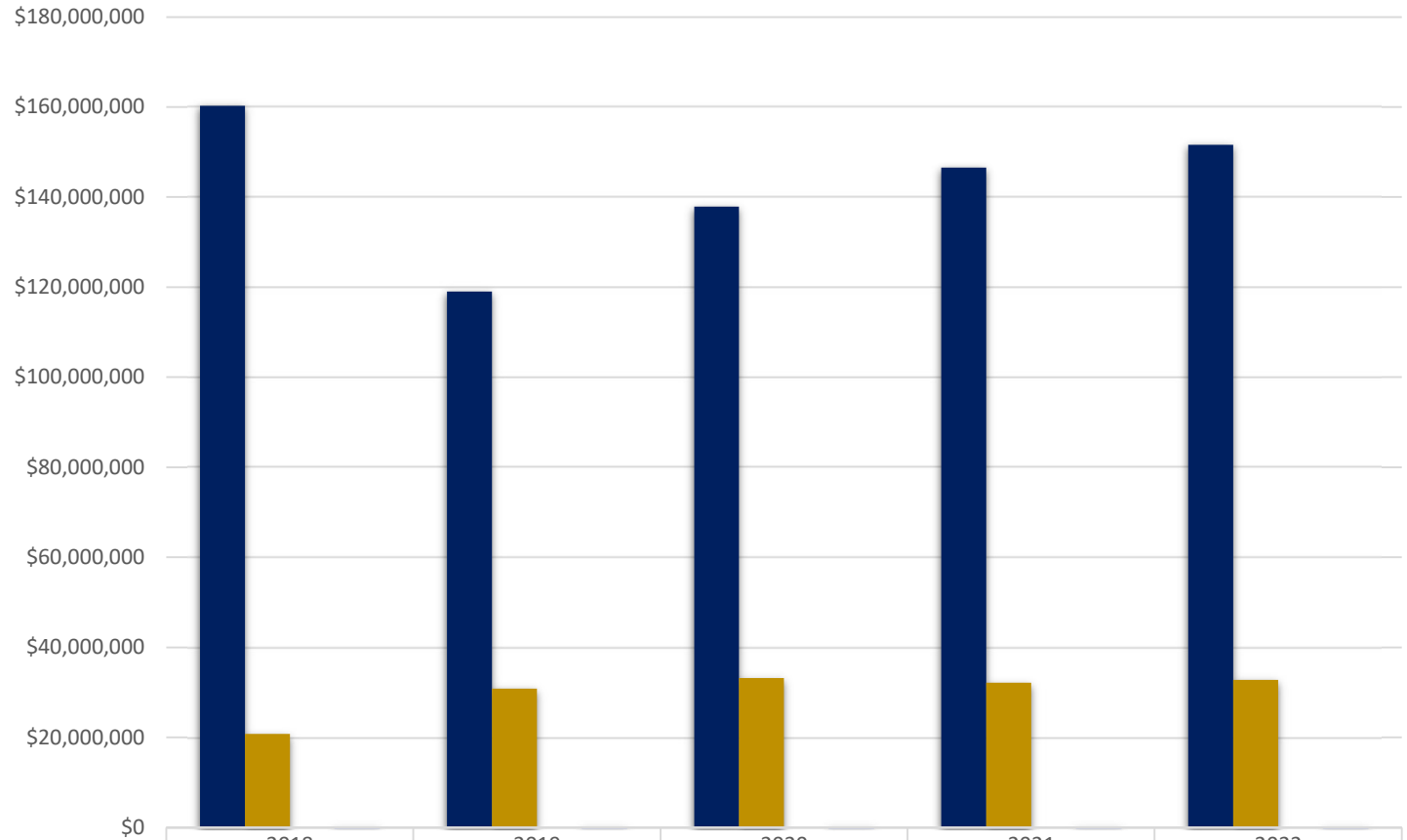
	2018	2019	2020	2021	2022
■ Direct (\$'s)	\$106,775,266	\$109,422,107	\$120,478,317	\$132,853,436	\$131,707,451
■ Indirect (\$'s)	\$32,574,265	\$33,867,154	\$35,569,779	\$38,591,161	\$41,597,705
■ Total Expenses	\$139,349,531	\$143,289,261	\$156,048,095	\$171,444,597	\$173,305,156

## Emory University Sponsored Research Expenditures, Outgoing Sub-Awards November FY18-FY22



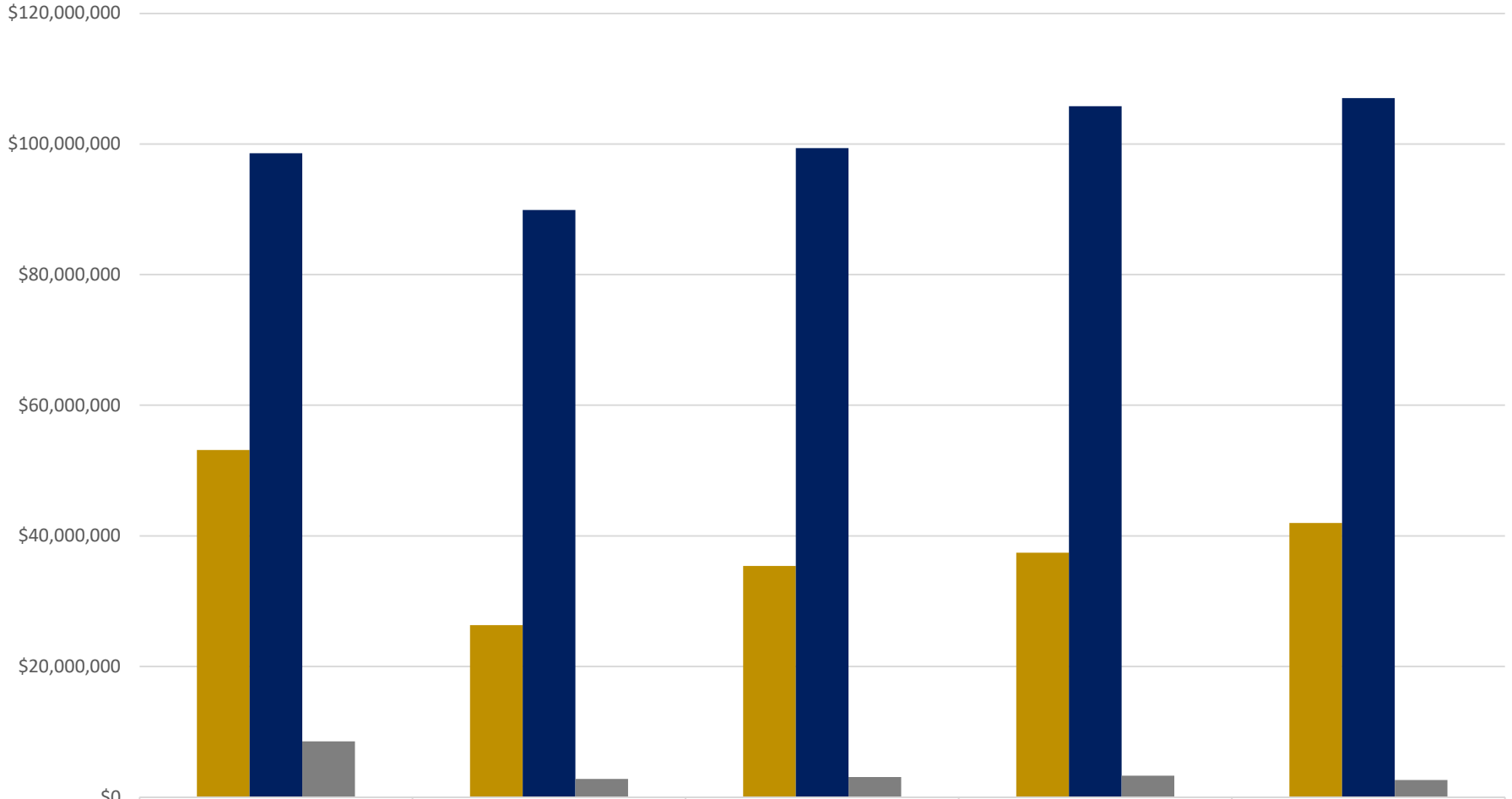
	2018	2019	2020	2021	2022
■ Total Expenses	\$139,349,531	\$143,289,261	\$156,048,095	\$171,444,597	\$173,305,156
■ Outgoing Sub-Awards	\$26,018,518	\$22,830,333	\$28,413,923	\$36,807,768	\$27,254,975
■ % of Expense Total	18.67%	15.93%	18.21%	21.47%	15.73%

## Emory University Awards Incoming Sub-Awards Total Award Funding and Processed November FY18-FY22



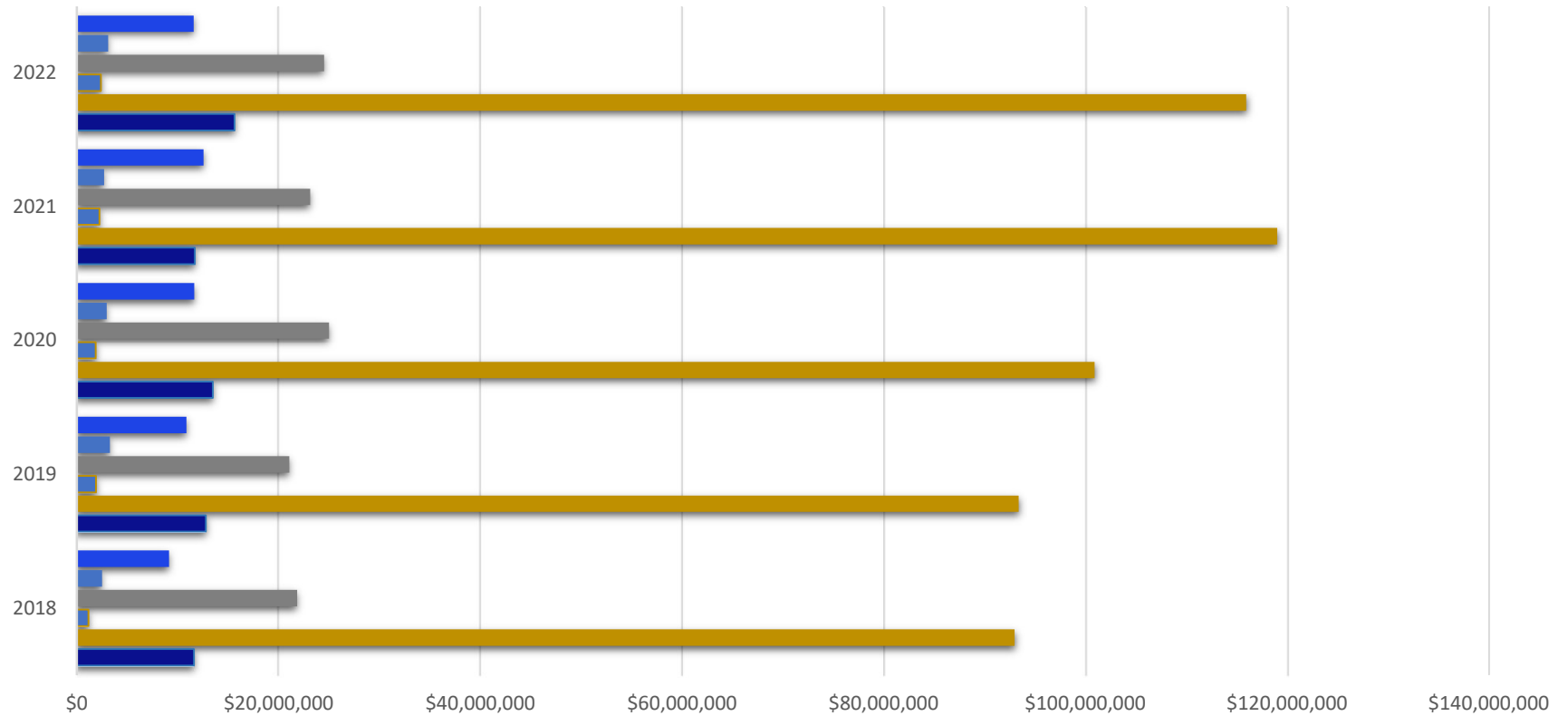
	2018	2019	2020	2021	2022
■ Total Award (Including Incoming Sub-Awards)	\$160,271,158	\$119,029,670	\$137,855,493	\$146,520,570	\$151,619,455
■ Total Incoming Sub-Awards	\$20,739,268	\$30,840,422	\$33,206,966	\$32,108,814	\$32,782,267
■ (Incoming Sub-Awards % of Total Award)	12.94%	25.91%	24.09%	21.91%	21.62%
■ Awards Processed	746	758	773	710	838

## Emory University Award Results by Research Type November FY18-FY22



	2018	2019	2020	2021	2022
Other	\$53,132,156	\$26,323,985	\$35,406,610	\$37,441,587	\$41,960,895
Research	\$98,571,210	\$89,904,690	\$99,344,168	\$105,762,261	\$107,009,505
Training	\$8,567,792	\$2,800,995	\$3,104,715	\$3,316,721	\$2,649,056

## Emory University Award Results by Sponsored Type November FY18-FY22



	2018	2019	2020	2021	2022
■ University	\$9,162,938	\$10,886,707	\$11,669,639	\$12,575,305	\$11,602,288
■ State	\$2,508,708	\$3,289,138	\$2,979,966	\$2,714,425	\$3,111,632
■ Private	\$21,865,604	\$21,075,876	\$25,023,369	\$23,166,677	\$24,539,274
■ Foreign	\$1,171,580	\$1,929,066	\$1,897,583	\$2,262,022	\$2,394,757
■ Federal	\$92,991,790	\$93,381,934	\$100,924,454	\$119,012,839	\$115,941,988
■ Corporate	\$11,629,322	\$12,810,818	\$13,497,274	\$11,710,654	\$15,664,813