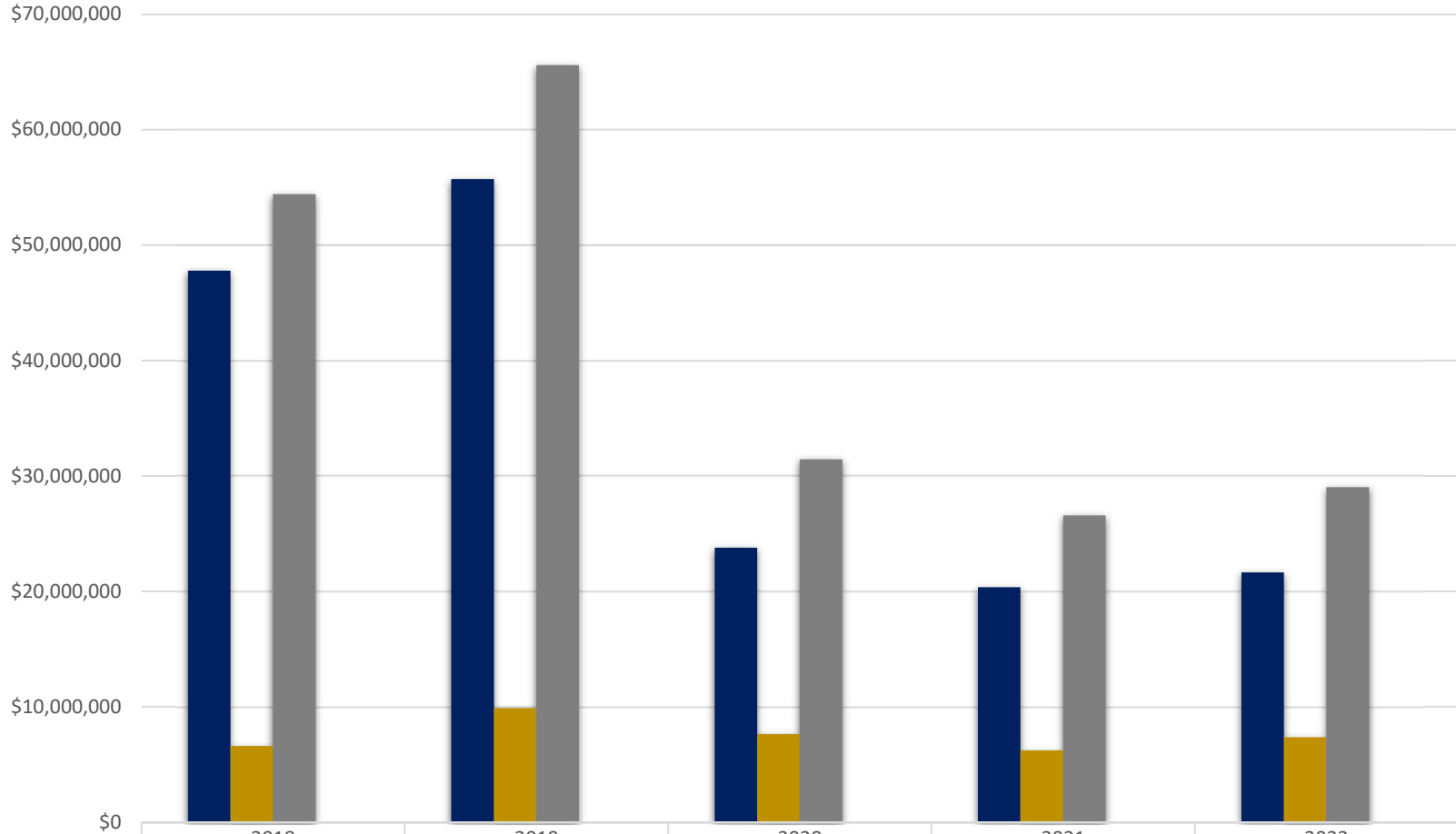
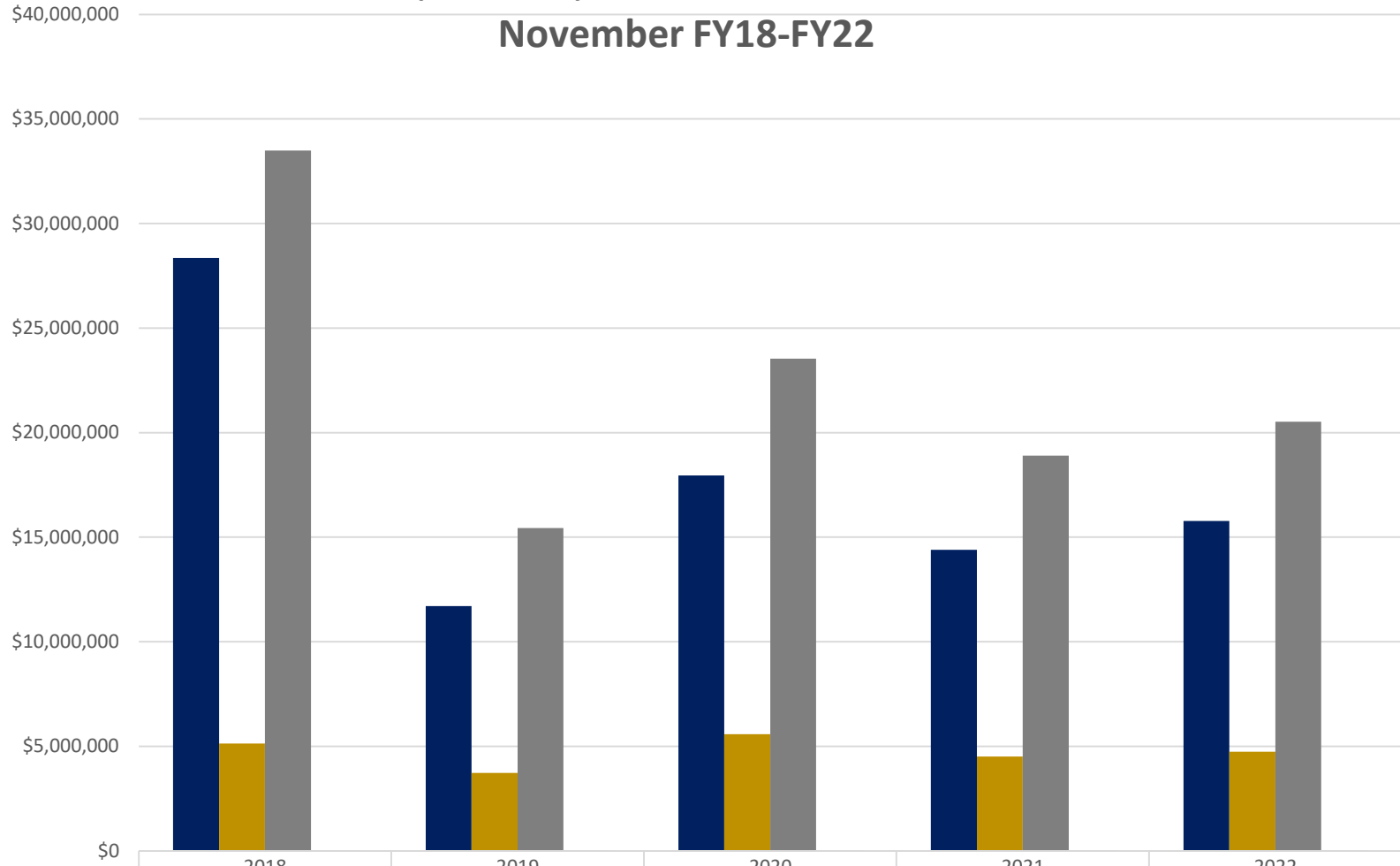


School of Public Health Proposals Submitted -Direct, Indirect and Total (\$'s) Processed November FY18-FY22



	2018	2019	2020	2021	2022
■ Direct Budget Amount	\$47,791,021	\$55,722,385	\$23,787,093	\$20,346,575	\$21,649,568
■ Indirect Budget Amount	\$6,608,647	\$9,872,101	\$7,642,922	\$6,219,078	\$7,362,809
■ Total Proposal	\$54,399,668	\$65,594,486	\$31,430,015	\$26,565,653	\$29,012,377
■ Proposals Processed Count	127	154	128	125	142

School of Public Health - Award Results Direct, Indirect, Total and Award Processed November FY18-FY22

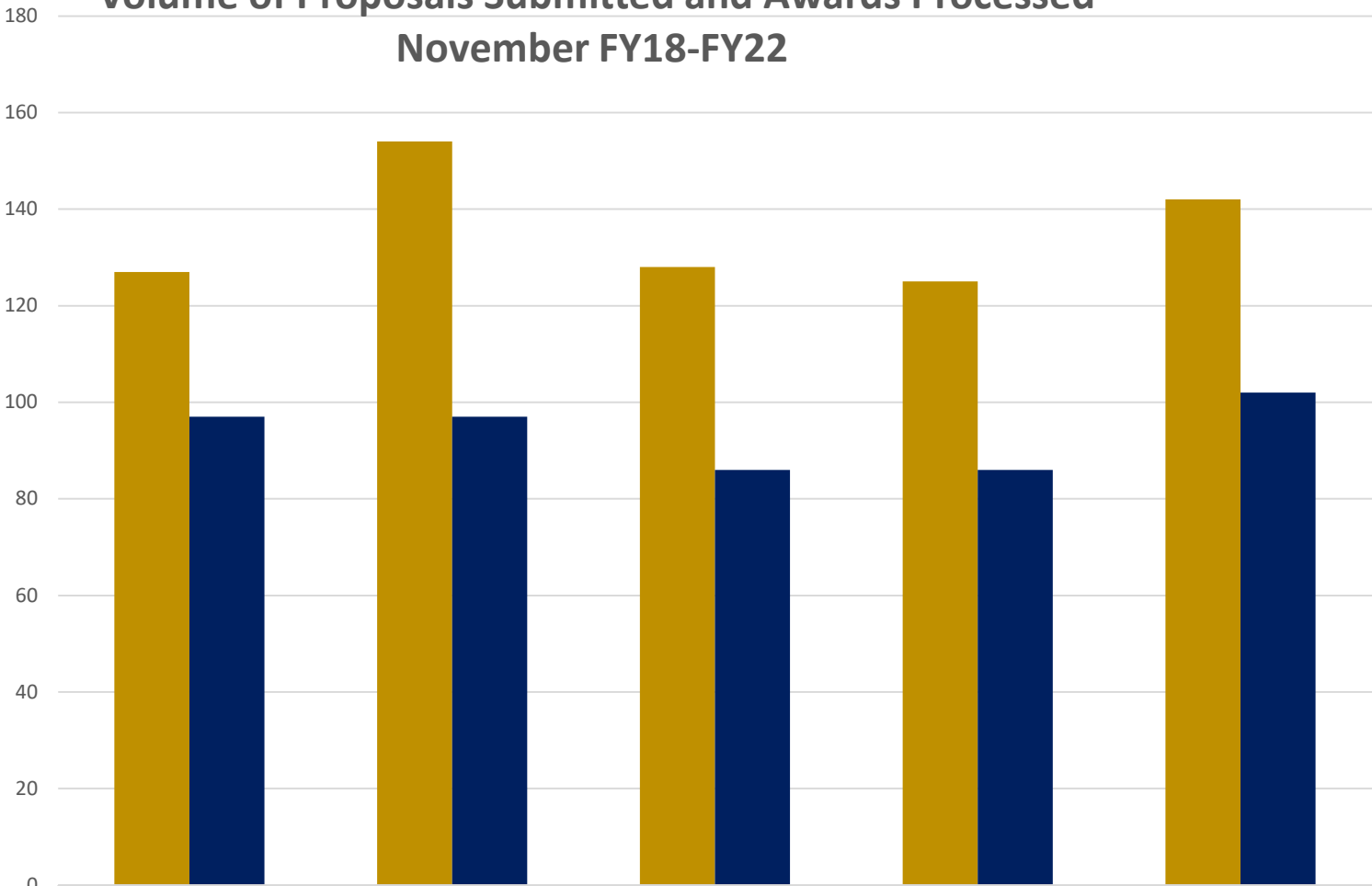


	2018	2019	2020	2021	2022
■ Direct (\$'s)	\$28,355,256	\$11,704,871	\$17,953,038	\$14,393,181	\$15,772,658
■ Indirect (\$'s)	\$5,131,165	\$3,729,461	\$5,587,034	\$4,509,269	\$4,747,763
■ Total Funding Total	\$33,486,421	\$15,434,333	\$23,540,072	\$18,902,450	\$20,520,421
■ Awards Processed	97	97	86	86	102

School of Public Health - Award Results

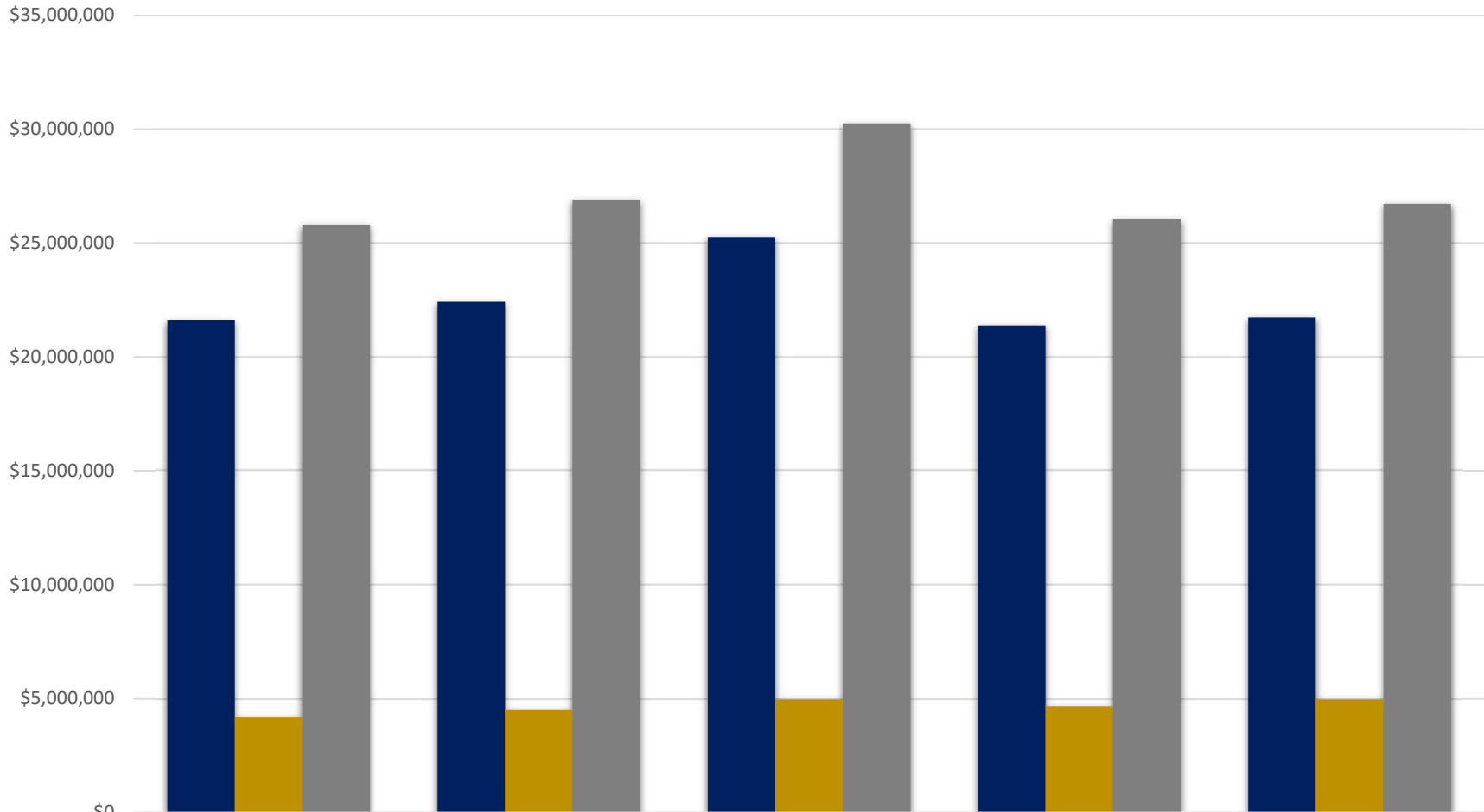
Volume of Proposals Submitted and Awards Processed

November FY18-FY22



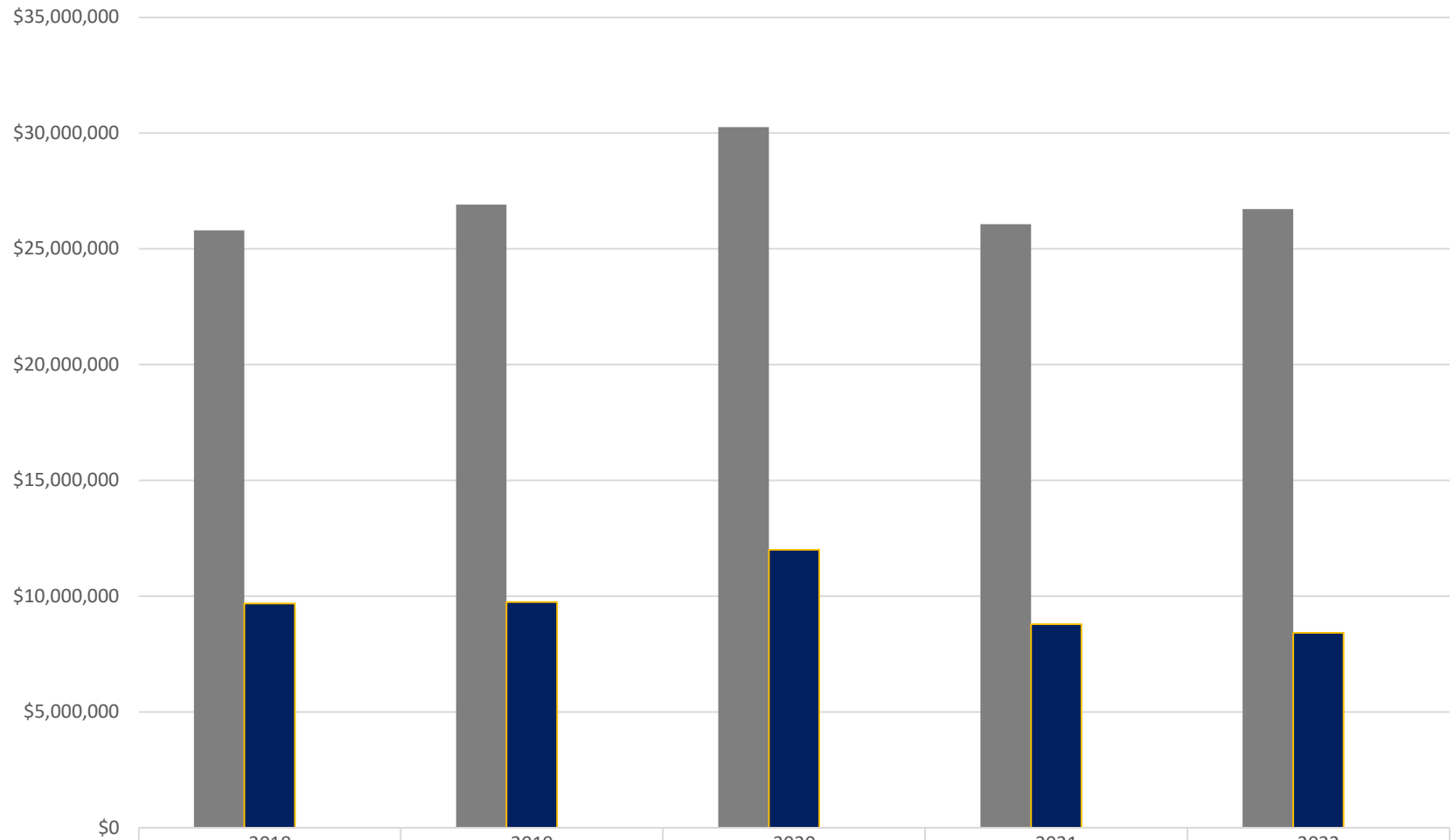
	2018	2019	2020	2021	2022
Proposals Processed Count	127	154	128	125	142
Awards Processed	97	97	86	86	102

School of Public Health - Sponsored Research Expenditures Direct, Indirect and Total November FY18-FY22



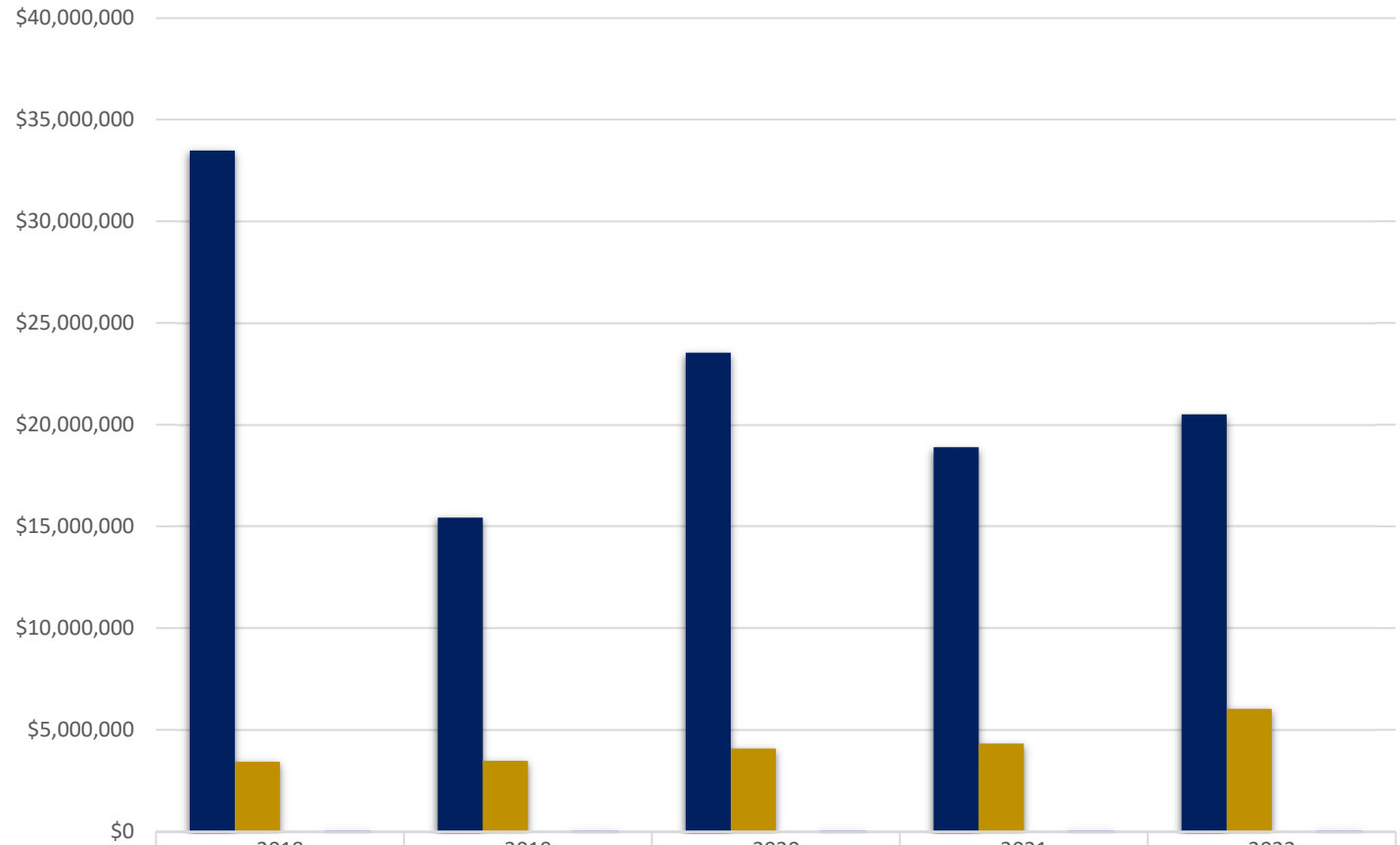
	2018	2019	2020	2021	2022
■ Direct (\$'s)	\$21,617,322	\$22,410,749	\$25,272,935	\$21,383,517	\$21,738,967
■ Indirect (\$'s)	\$4,182,278	\$4,498,130	\$4,978,776	\$4,675,379	\$4,980,108
■ Total Expenses	\$25,799,600	\$26,908,879	\$30,251,712	\$26,058,896	\$26,719,075

School of Public Health Sponsored Research Expenditures, Outgoing Sub-Awards November FY18-FY22



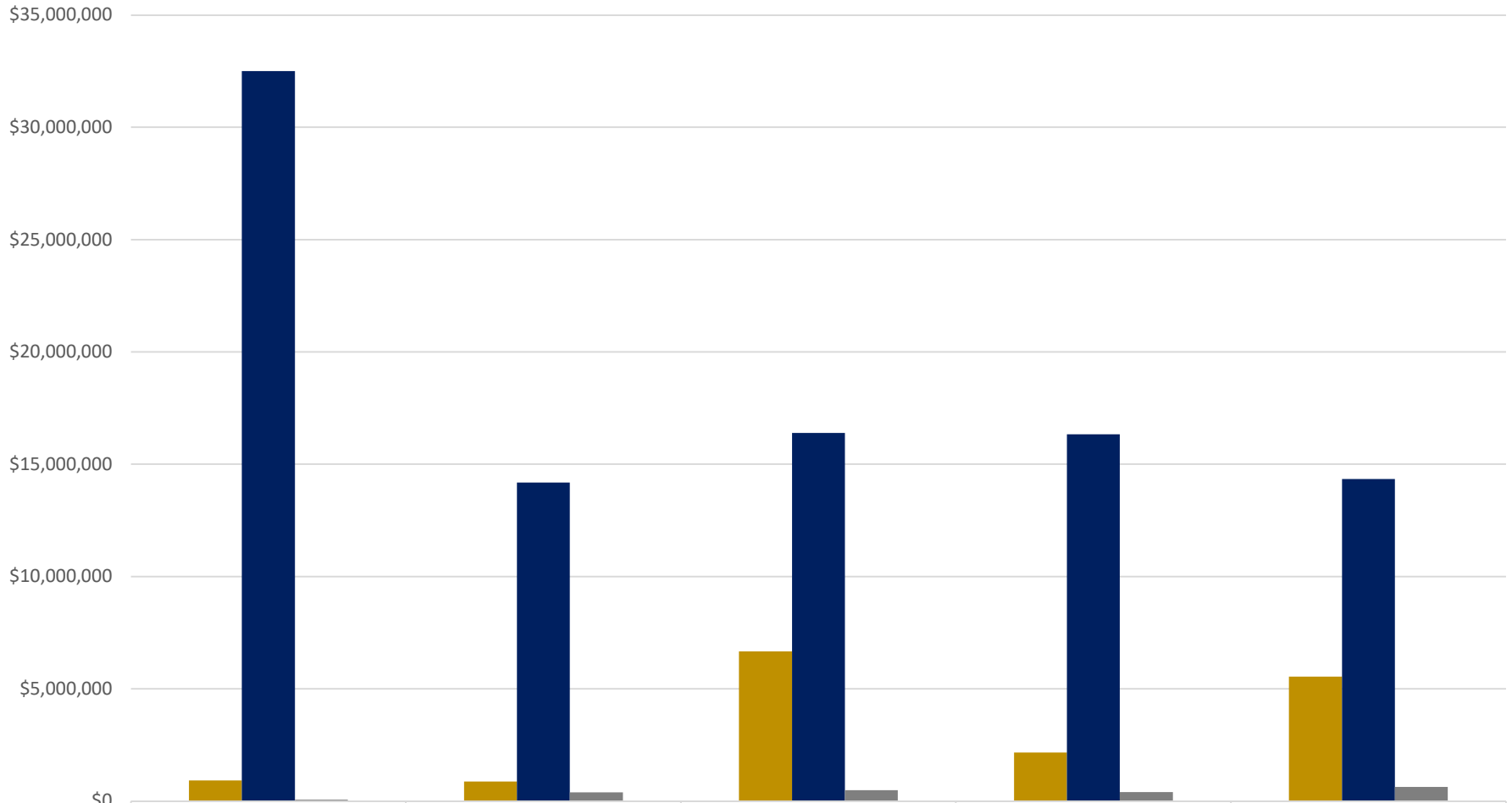
■ Total Expenses	\$25,799,600	\$26,908,879	\$30,251,712	\$26,058,896	\$26,719,075
■ Outgoing Sub-Awards	\$9,684,911	\$9,747,325	\$11,998,101	\$8,795,372	\$8,414,712
■ % of Expense Total	37.54%	36.22%	39.66%	33.75%	31.49%

School of Public Health Awards Incoming Sub-Awards Total Award Funding and Processed November FY18-FY22



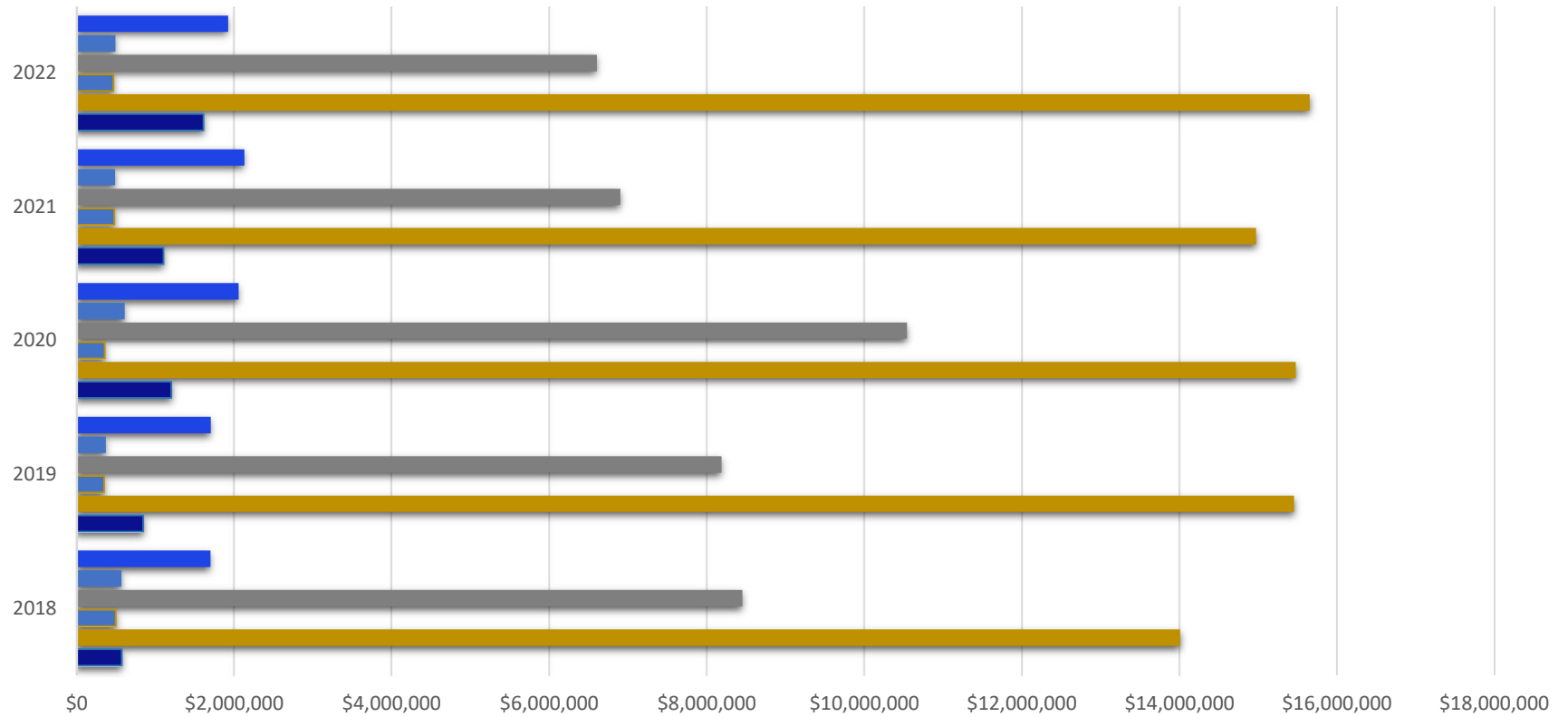
	2018	2019	2020	2021	2022
■ Total Award (Including Incoming Sub-Awards)	\$33,486,421	\$15,434,333	\$23,540,072	\$18,902,450	\$20,520,421
■ Total Incoming Sub-Awards	\$3,443,669	\$3,481,345	\$4,087,207	\$4,324,826	\$6,039,453
■ (Incoming Sub-Awards % of Total Award	10.28%	22.56%	17.36%	22.88%	29.43%
■ Awards Processed	97	97	86	86	102

School of Public Health Award Results by Research Type November FY18-FY22



	2018	2019	2020	2021	2022
Other	\$917,401	\$867,098	\$6,667,187	\$2,165,524	\$5,543,443
Research	\$32,499,851	\$14,182,852	\$16,386,196	\$16,329,378	\$14,345,084
Training	\$69,169	\$384,383	\$486,690	\$407,548	\$631,894

School of Public Health Award Results by Sponsored Type November FY18-FY22



	2018	2019	2020	2021	2022
■ University	\$1,698,115	\$1,702,387	\$2,057,719	\$2,130,597	\$1,922,358
■ State	\$571,137	\$370,544	\$610,861	\$487,052	\$490,817
■ Private	\$8,451,942	\$8,188,635	\$10,541,949	\$6,902,183	\$6,604,724
■ Foreign	\$495,766	\$347,022	\$355,638	\$477,237	\$466,277
■ Federal	\$14,010,426	\$15,455,013	\$15,478,255	\$14,974,710	\$15,655,641
■ Corporate	\$572,214	\$845,259	\$1,203,877	\$1,104,494	\$1,610,411