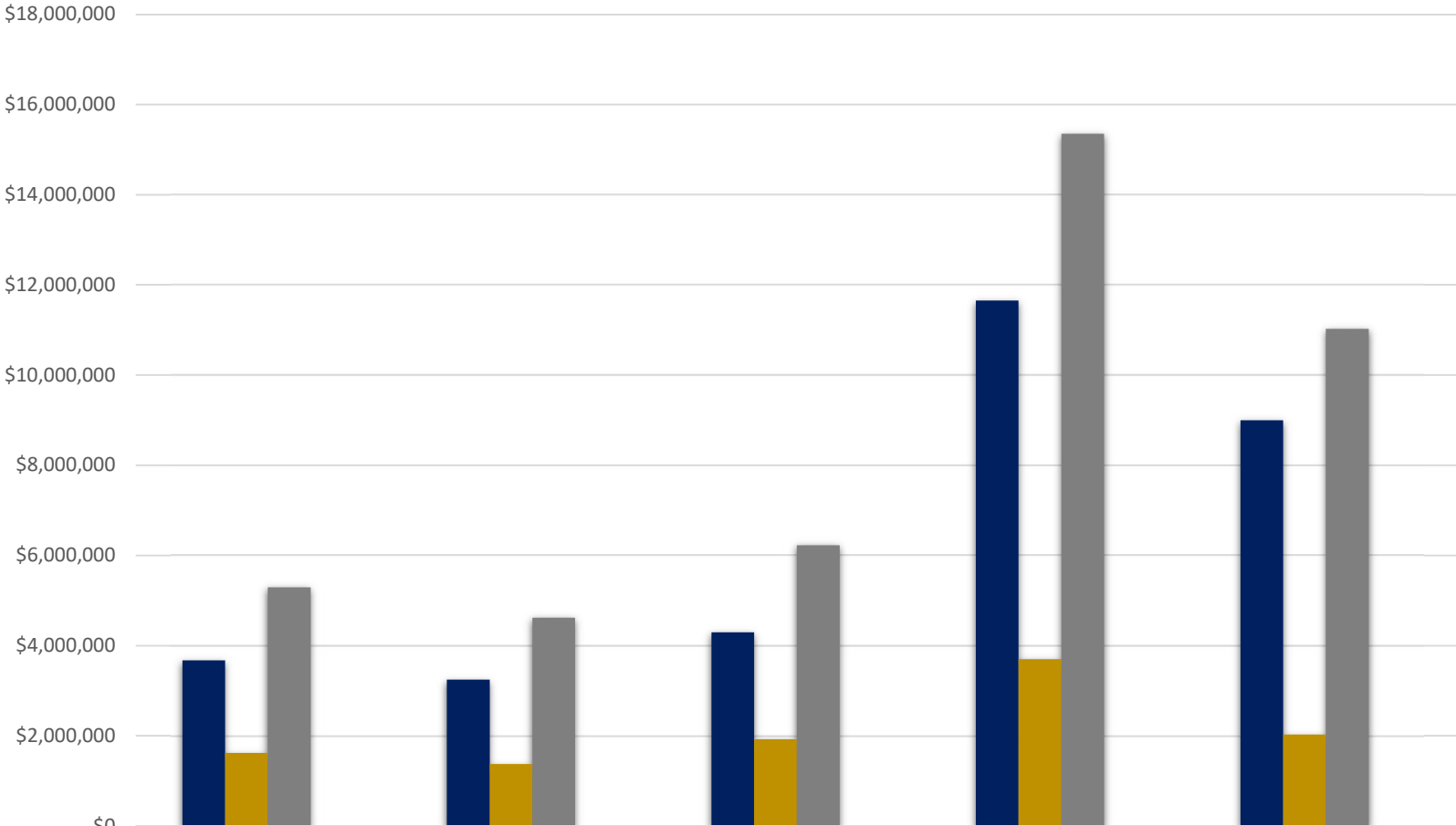
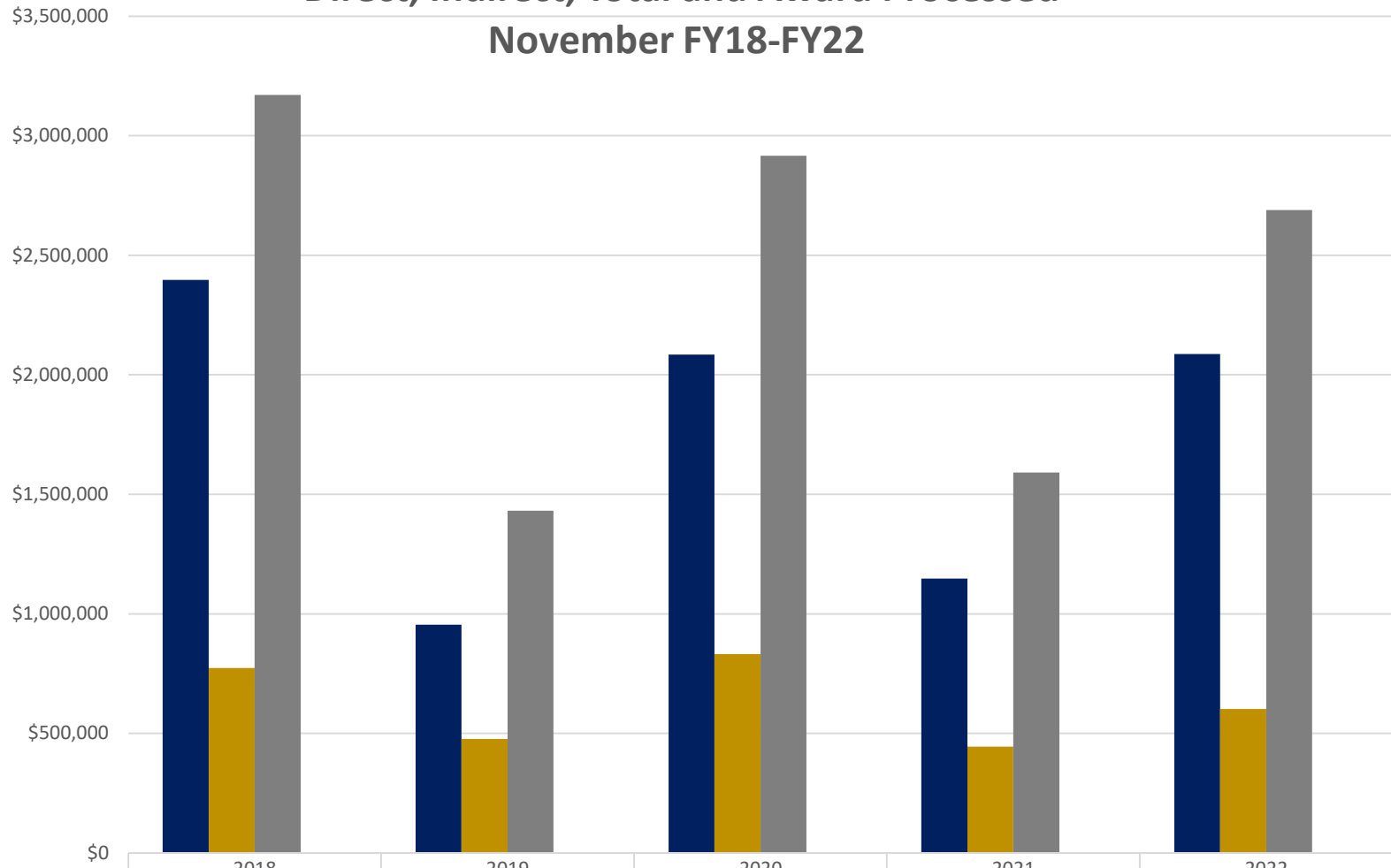


School of Nursing Proposals Submitted -Direct, Indirect and Total (\$'s) Processed November FY18-FY22



	2018	2019	2020	2021	2022
■ Direct Budget Amount	\$3,670,228	\$3,248,293	\$4,297,774	\$11,655,956	\$8,996,427
■ Indirect Budget Amount	\$1,619,482	\$1,372,021	\$1,924,378	\$3,697,502	\$2,026,439
■ Total Proposal	\$5,289,710	\$4,620,314	\$6,222,152	\$15,353,458	\$11,022,866
■ Proposals Processed Count	24	17	27	48	33

School of Nursing - Award Results Direct, Indirect, Total and Award Processed November FY18-FY22

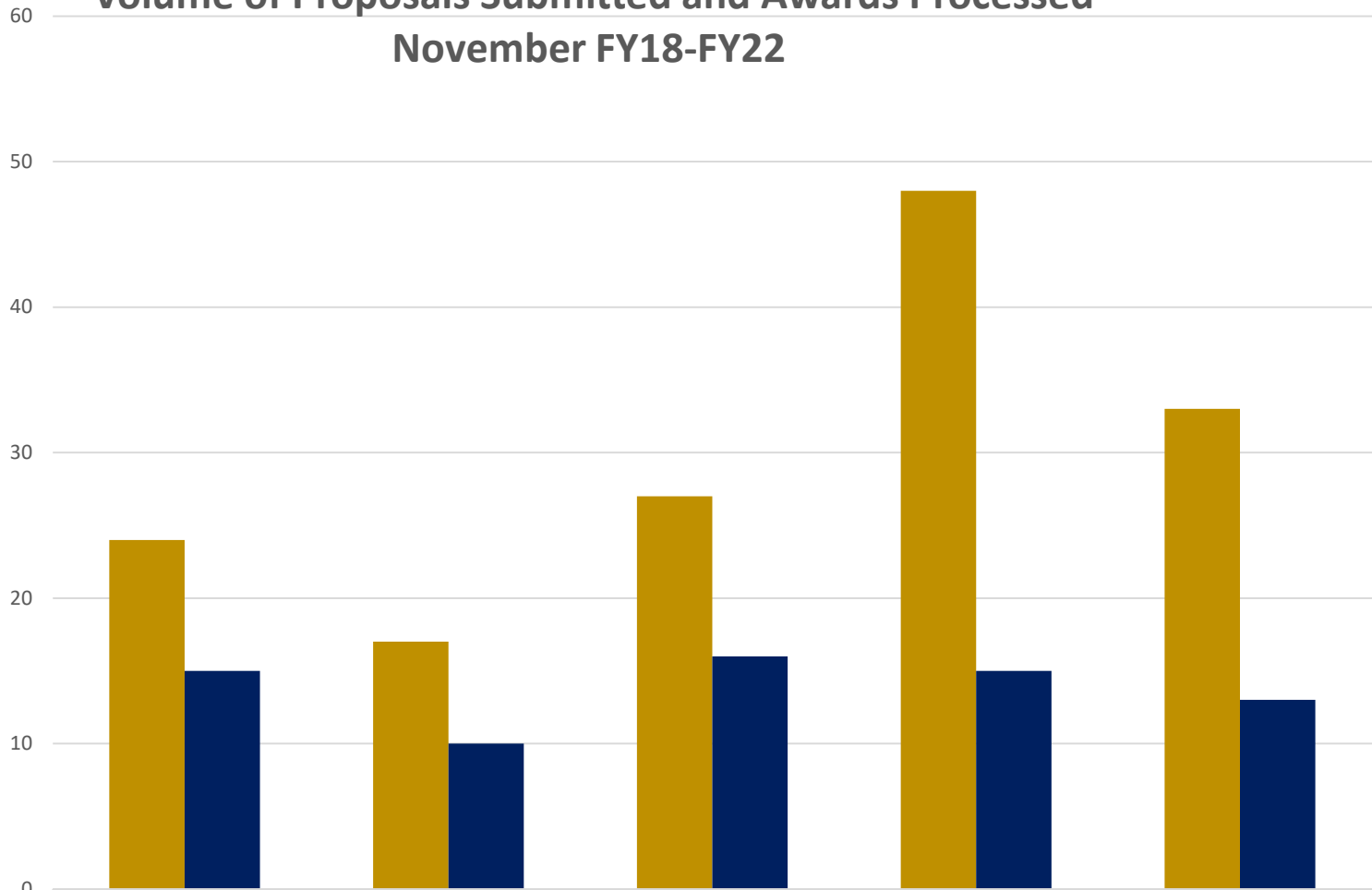


	2018	2019	2020	2021	2022
■ Direct (\$'s)	\$2,396,572	\$954,630	\$2,084,625	\$1,146,888	\$2,086,532
■ Indirect (\$'s)	\$773,171	\$476,366	\$831,002	\$444,154	\$601,763
■ Total Funding Total	\$3,169,743	\$1,430,996	\$2,915,627	\$1,591,042	\$2,688,295
■ Awards Processed	15	10	16	15	13

School of Nursing - Award Results

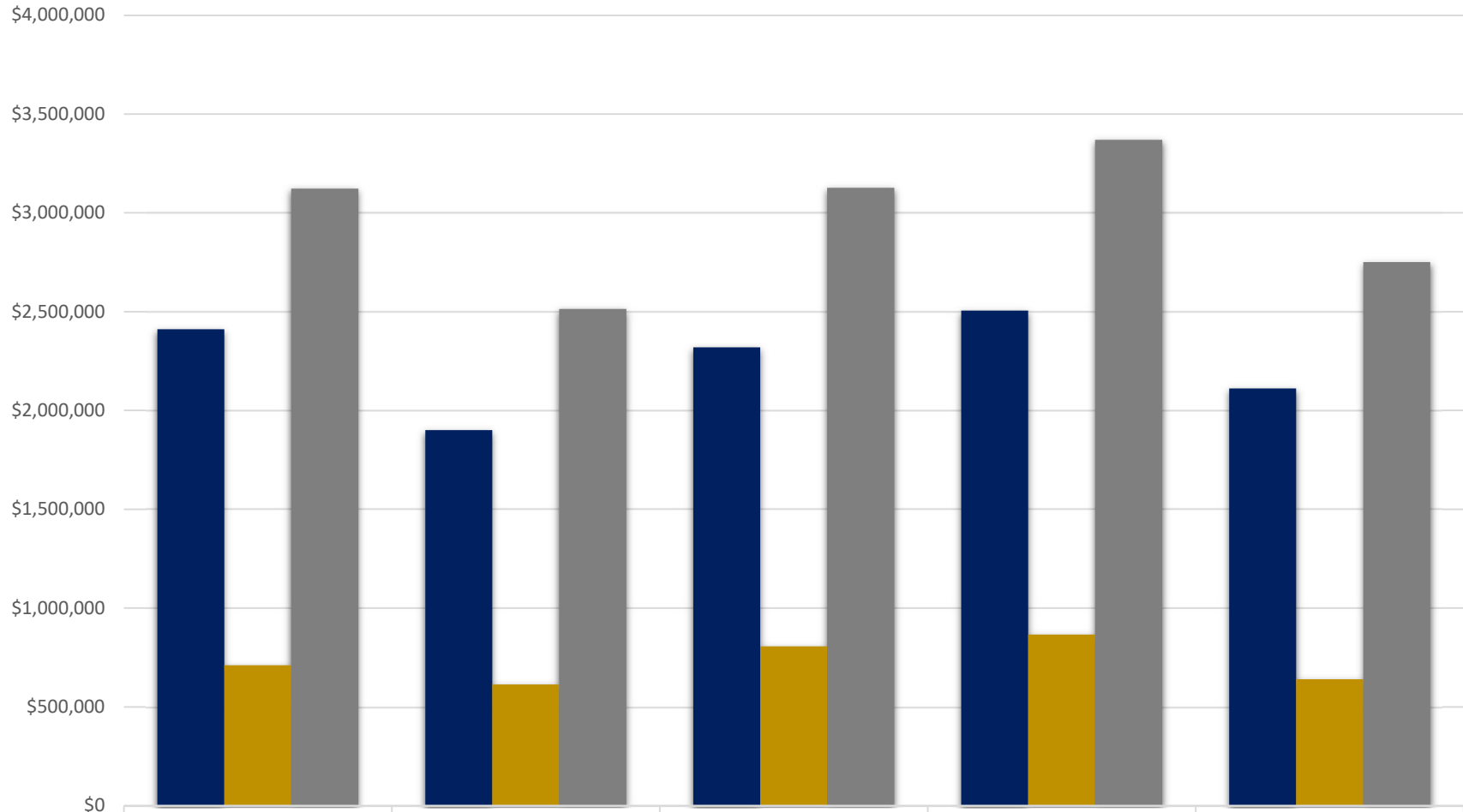
Volume of Proposals Submitted and Awards Processed

November FY18-FY22



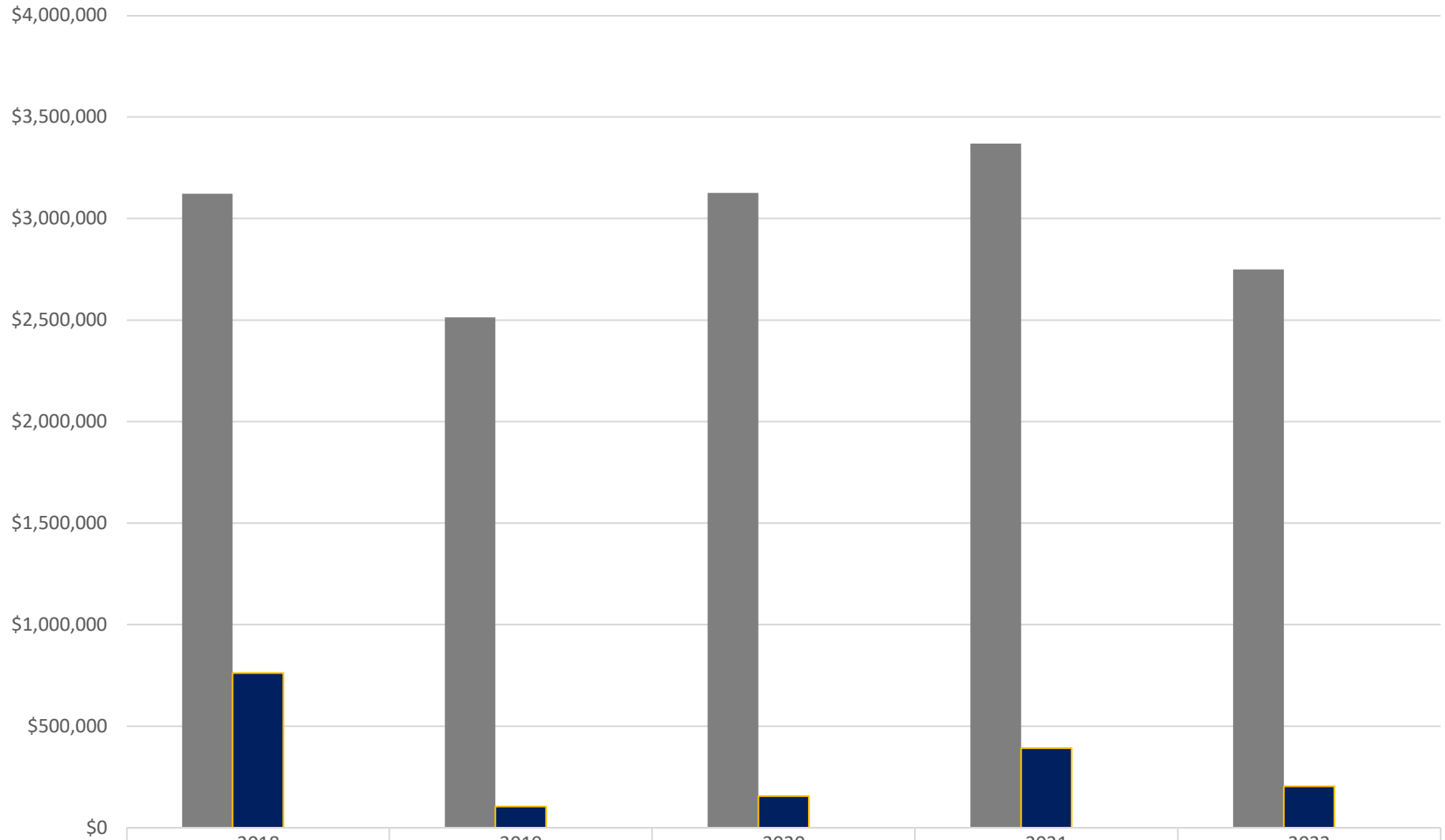
	2018	2019	2020	2021	2022
Proposals Processed Count	24	17	27	48	33
Awards Processed	15	10	16	15	13

School of Nursing - Sponsored Research Expenditures Direct, Indirect and Total November FY18-FY22



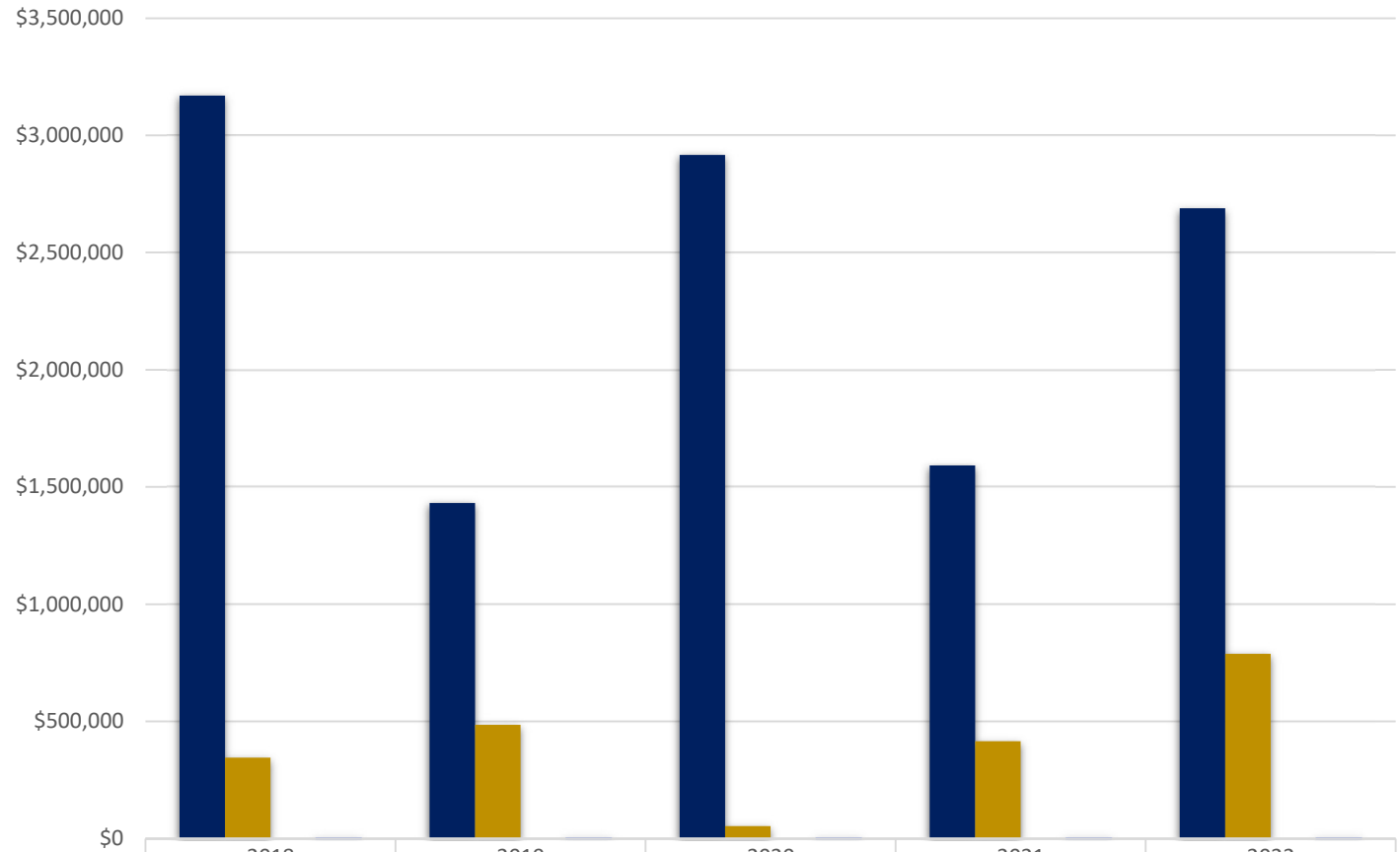
	2018	2019	2020	2021	2022
■ Direct (\$'s)	\$2,410,983	\$1,899,847	\$2,319,025	\$2,504,247	\$2,110,891
■ Indirect (\$'s)	\$710,504	\$613,661	\$806,575	\$864,953	\$639,141
■ Total Expenses	\$3,121,486	\$2,513,508	\$3,125,600	\$3,369,199	\$2,750,032

School of Nursing Sponsored Research Expenditures, Outgoing Sub-Awards November FY18-FY22



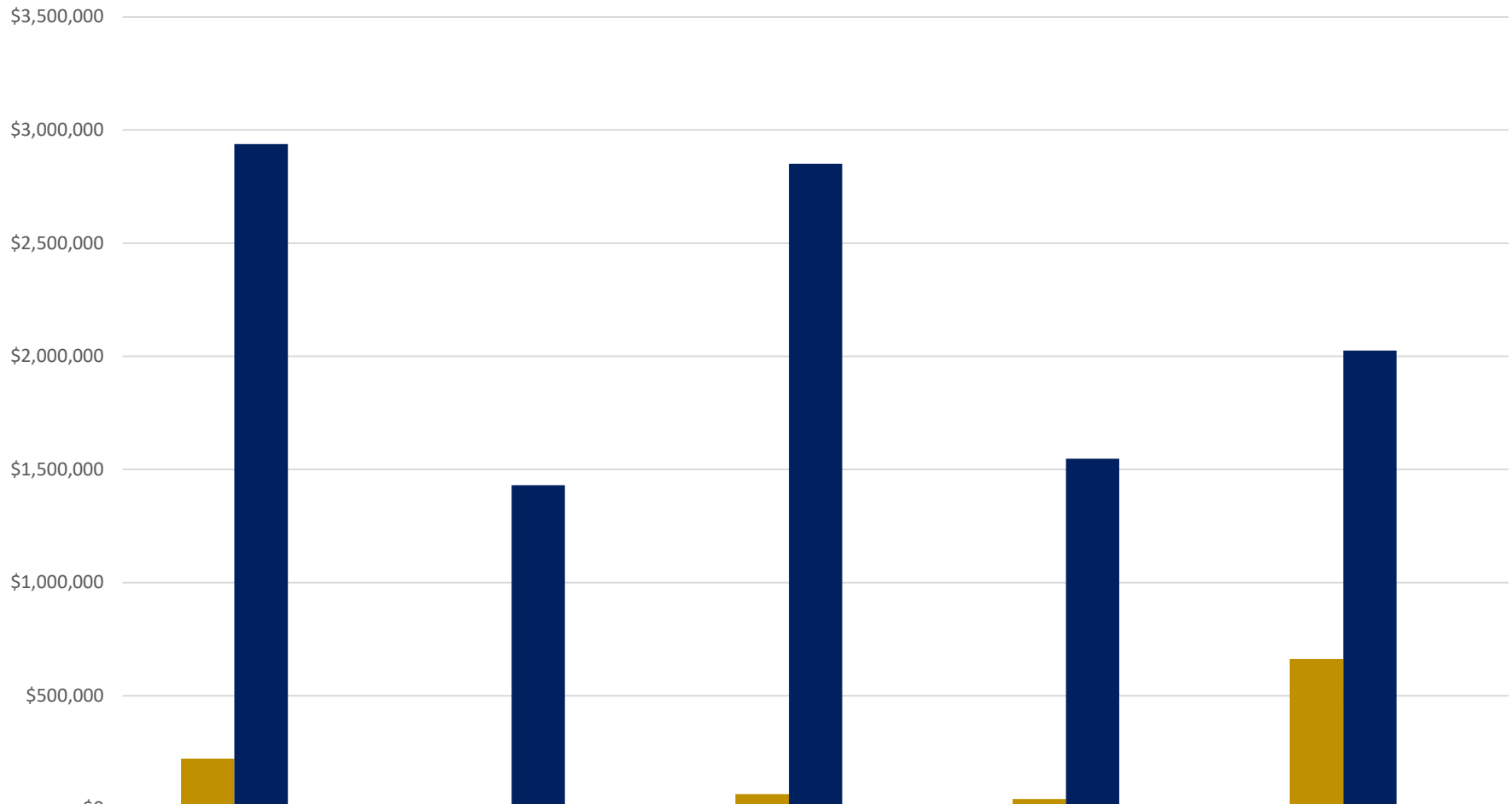
■ Total Expenses	\$3,121,486	\$2,513,508	\$3,125,600	\$3,369,199	\$2,750,032
■ Outgoing Sub-Awards	\$762,071	\$104,945	\$156,081	\$392,038	\$203,561
■ % of Expense Total	24.41%	4.18%	4.99%	11.64%	7.40%

School of Nursing Awards Incoming Sub-Awards Total Award Funding and Processed November FY18-FY22



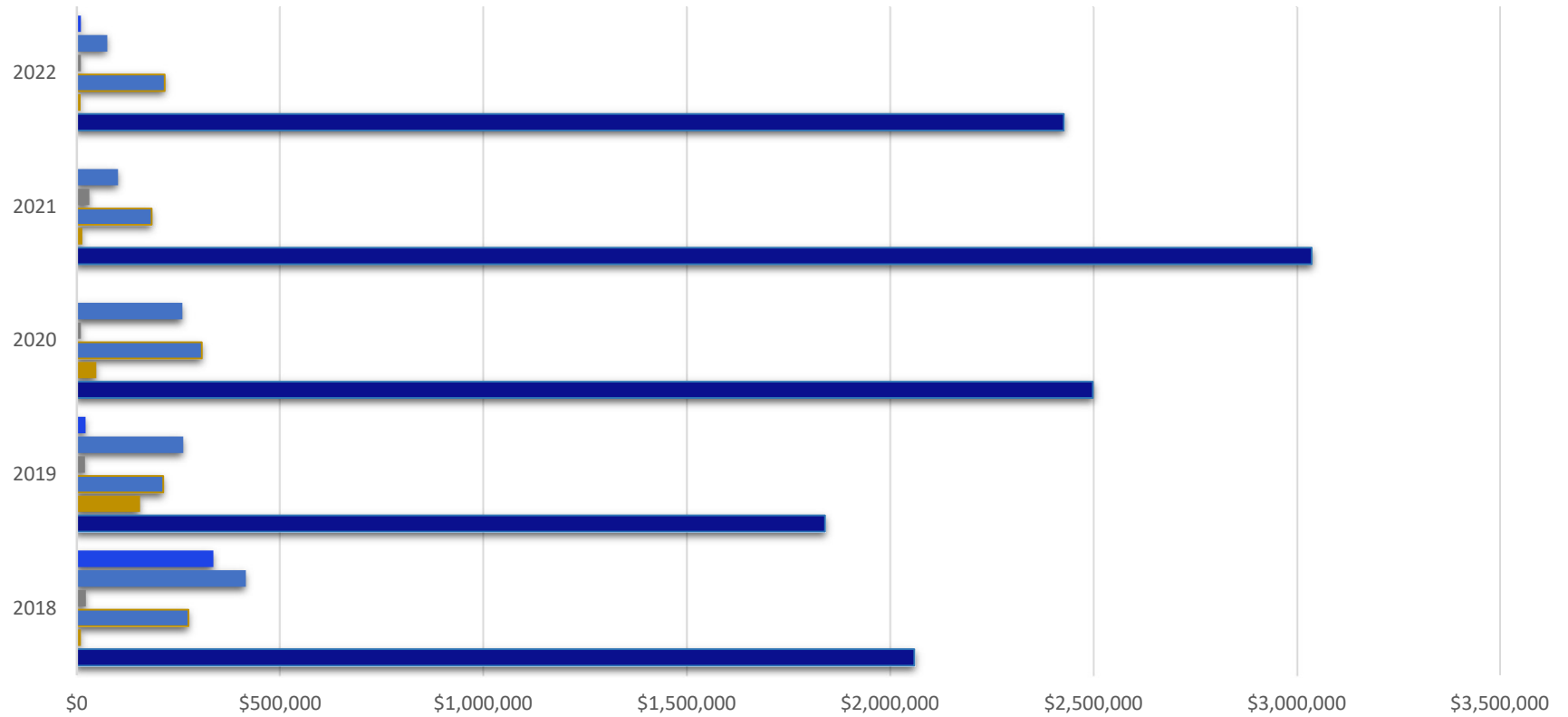
	2018	2019	2020	2021	2022
■ Total Award (Including Incoming Sub-Awards)	\$3,169,743	\$1,430,996	\$2,915,627	\$1,591,042	\$2,688,295
■ Total Incoming Sub-Awards	\$345,449	\$484,822	\$53,592	\$415,508	\$788,532
■ (Incoming Sub-Awards % of Total Award	10.90%	33.88%	1.84%	26.12%	29.33%
■ Awards Processed	15	10	16	15	13

School of Nursing Award Results by Research Type November FY18-FY22



	2018	2019	2020	2021	2022
Other	\$222,166		\$65,368	\$43,905	\$662,483
Research	\$2,937,577	\$1,430,996	\$2,850,259	\$1,547,137	\$2,025,812
Training	\$10,000				

School of Nursing Award Results by Sponsored Type November FY18-FY22



	2018	2019	2020	2021	2022
■ Corporate	\$336,412	\$21,776			\$10,375
■ University	\$416,214	\$262,082	\$260,306	\$101,860	\$75,288
■ State	\$22,957	\$20,236	\$10,449	\$31,309	\$10,696
■ Private	\$275,059	\$213,296	\$307,472	\$184,740	\$216,205
■ Foreign	\$10,718	\$155,572	\$48,595	\$13,964	\$9,515
■ Federal	\$2,060,127	\$1,840,547	\$2,498,778	\$3,037,327	\$2,427,953