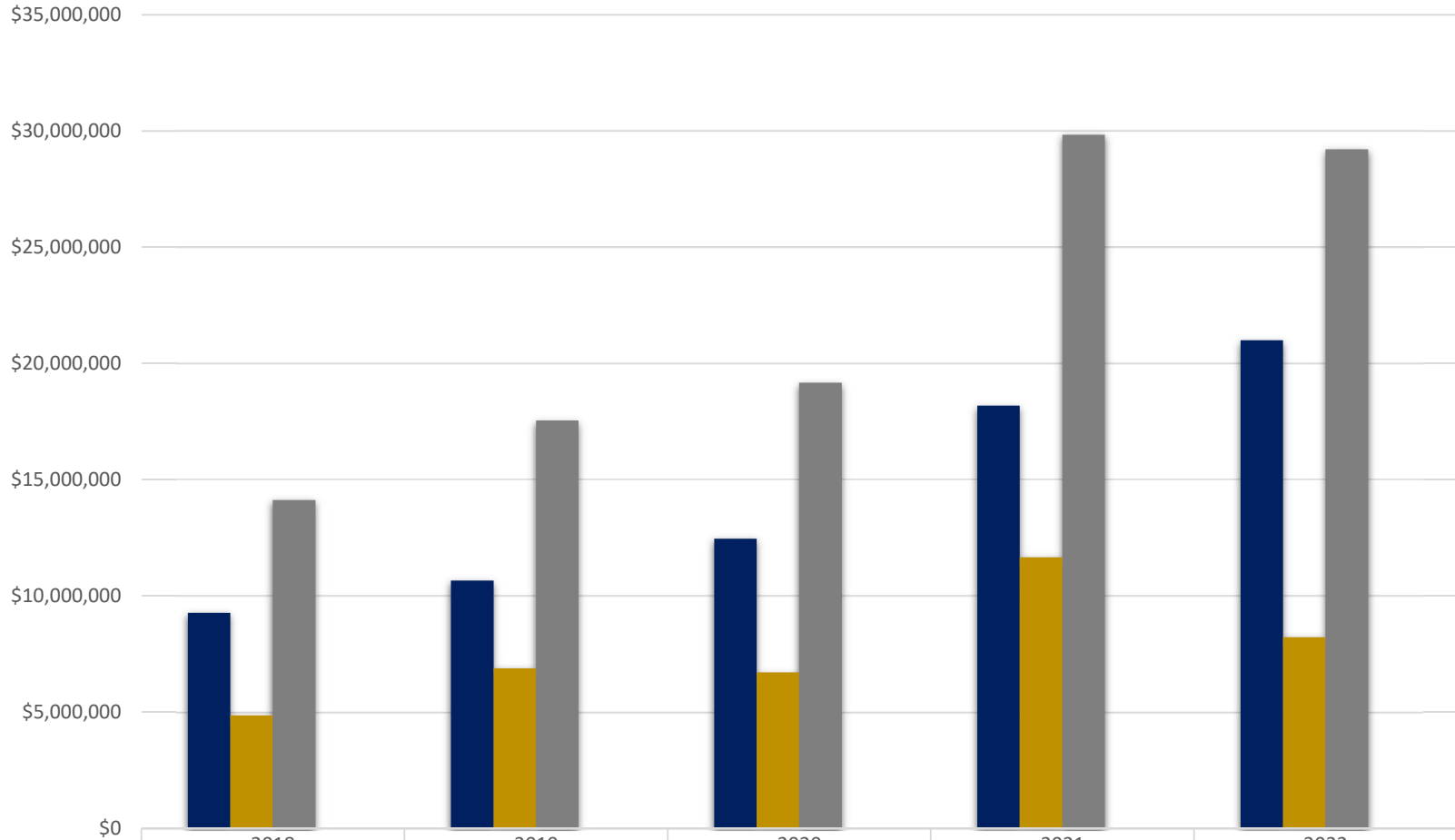
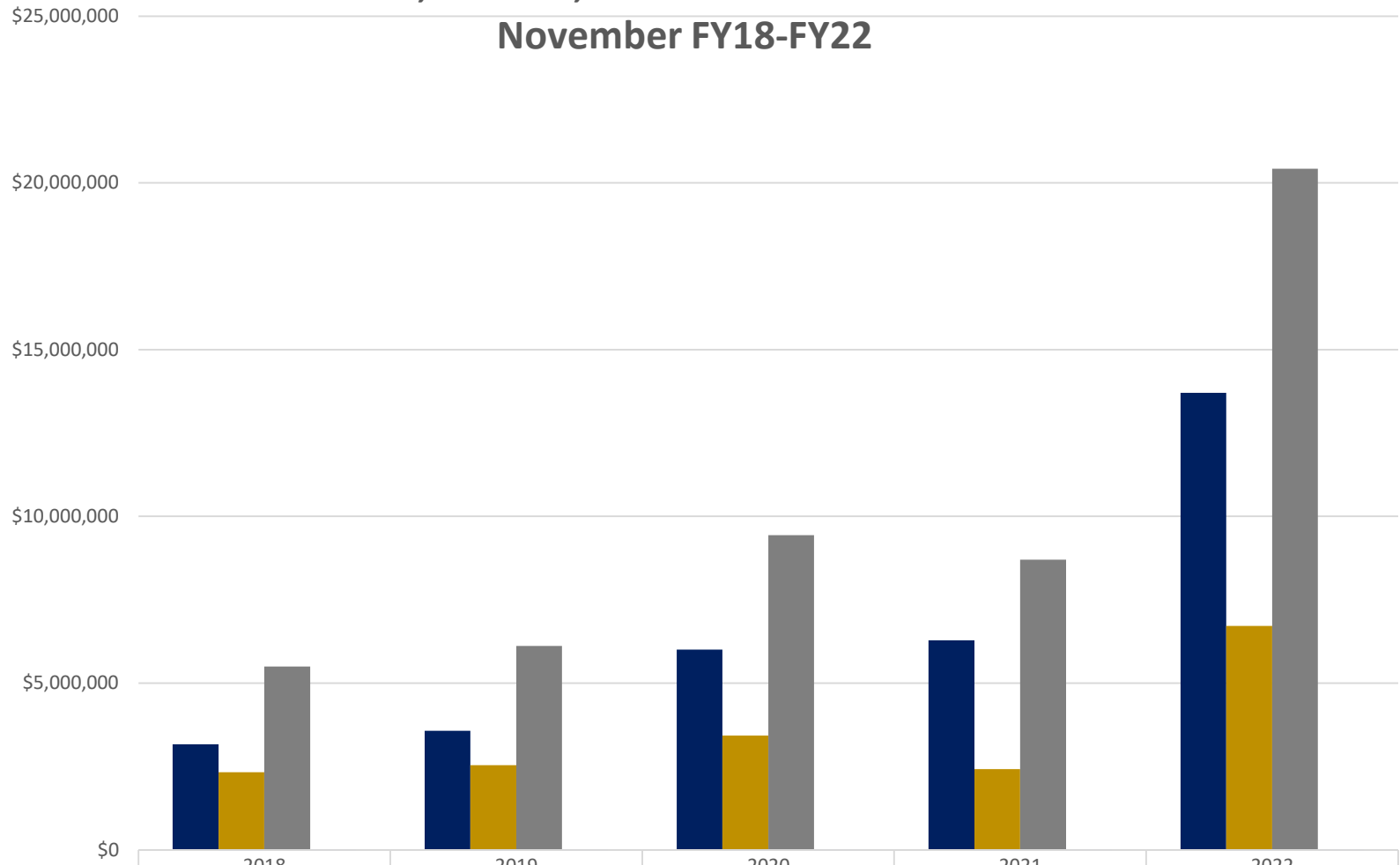


Yerkes Primate Center Proposals Submitted -Direct, Indirect and Total (\$'s) Processed November FY18-FY22



	2018	2019	2020	2021	2022
■ Direct Budget Amount	\$9,269,029	\$10,657,980	\$12,459,007	\$18,177,945	\$20,996,005
■ Indirect Budget Amount	\$4,846,058	\$6,879,831	\$6,705,462	\$11,648,809	\$8,214,717
■ Total Proposal	\$14,115,087	\$17,537,811	\$19,164,469	\$29,826,754	\$29,210,722
■ Proposals Processed Count	27	40	36	43	34

Yerkes Primate Center - Award Results Direct, Indirect, Total and Award Processed November FY18-FY22

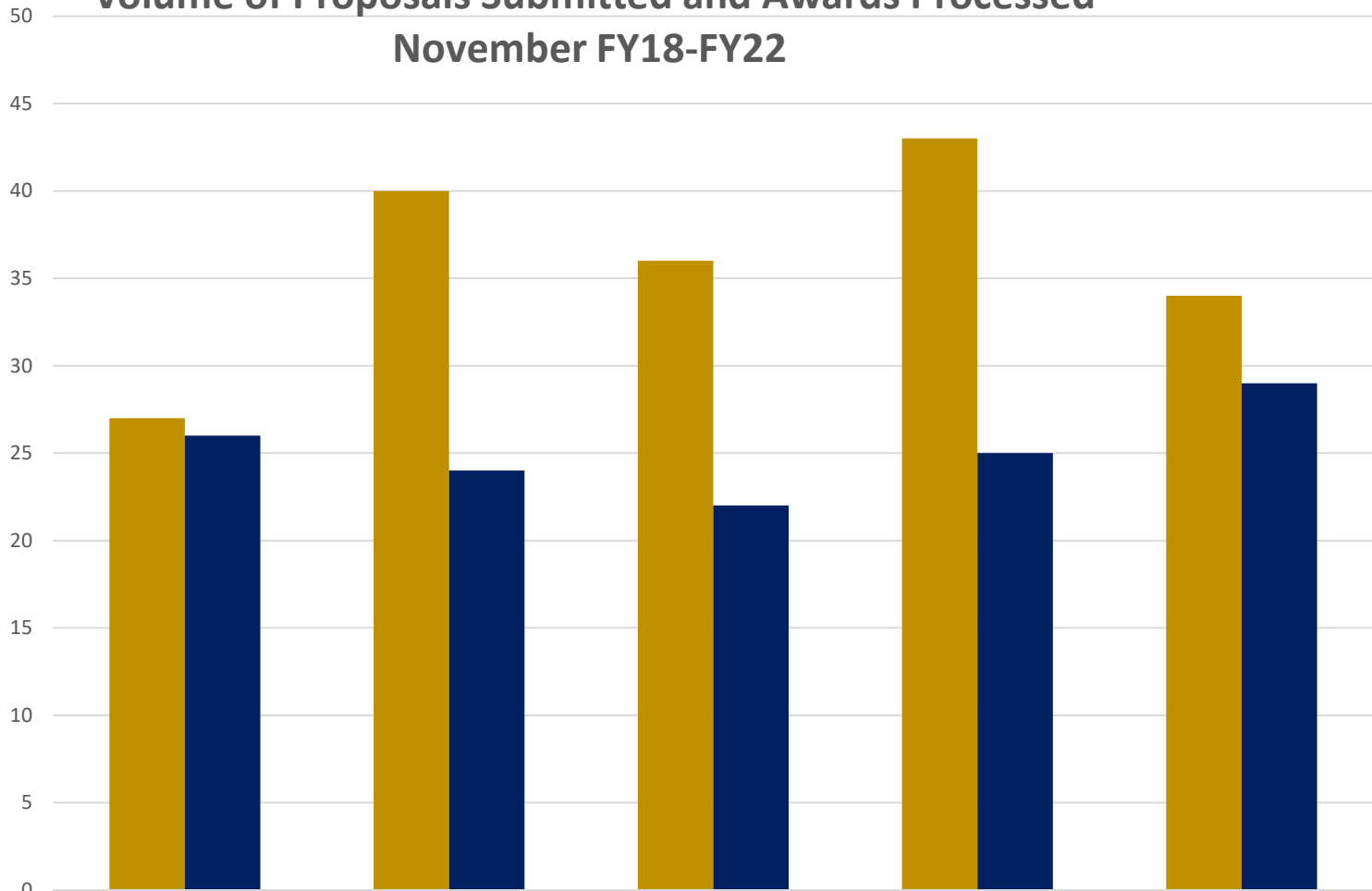


	2018	2019	2020	2021	2022
■ Direct (\$'s)	\$3,168,605	\$3,572,488	\$6,010,525	\$6,282,850	\$13,707,718
■ Indirect (\$'s)	\$2,327,633	\$2,541,958	\$3,427,489	\$2,422,848	\$6,716,470
■ Total Funding Total	\$5,496,238	\$6,114,447	\$9,438,014	\$8,705,698	\$20,424,188
■ Awards Processed	26	24	22	25	29

Yerkes Primate Center - Award Results

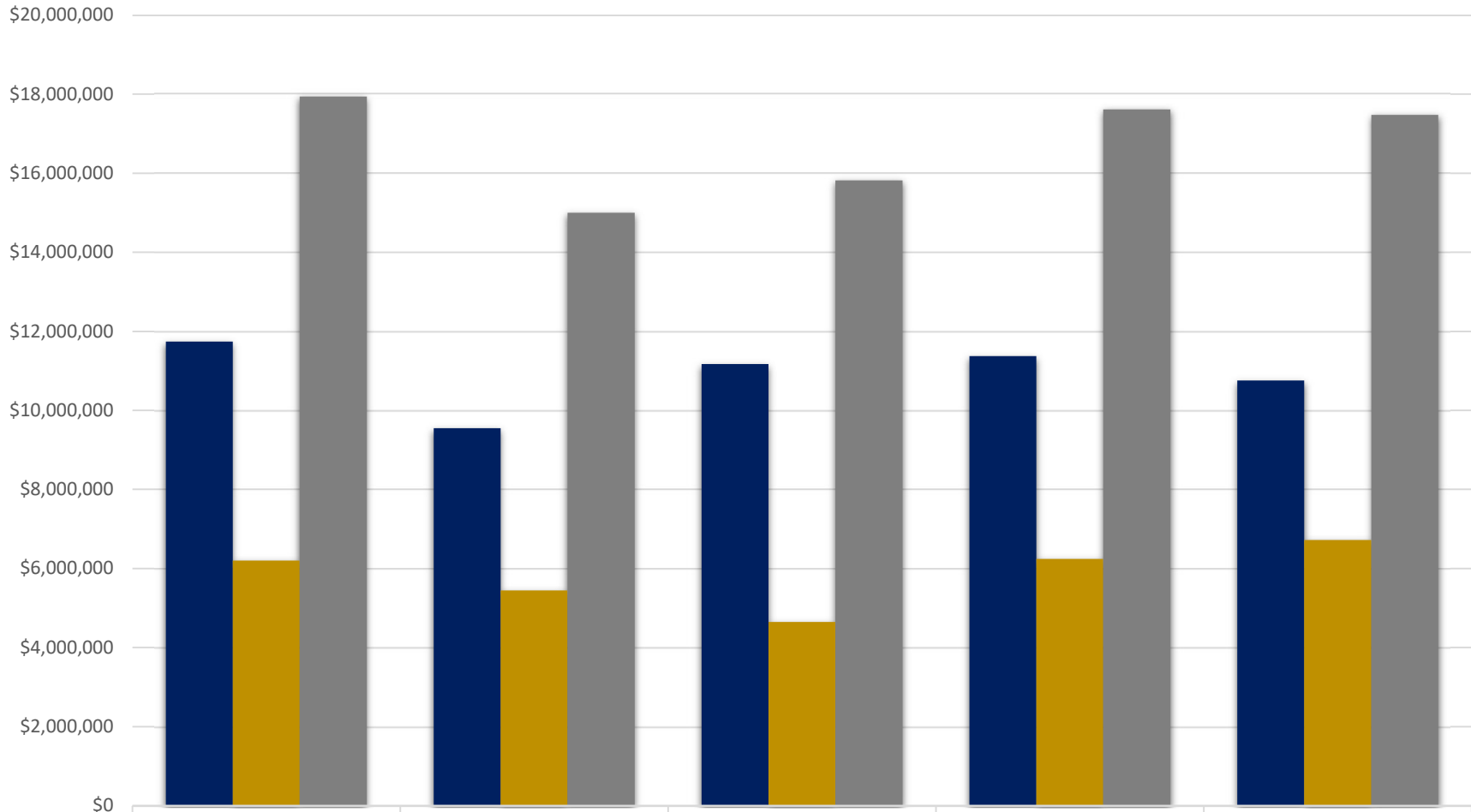
Volume of Proposals Submitted and Awards Processed

November FY18-FY22



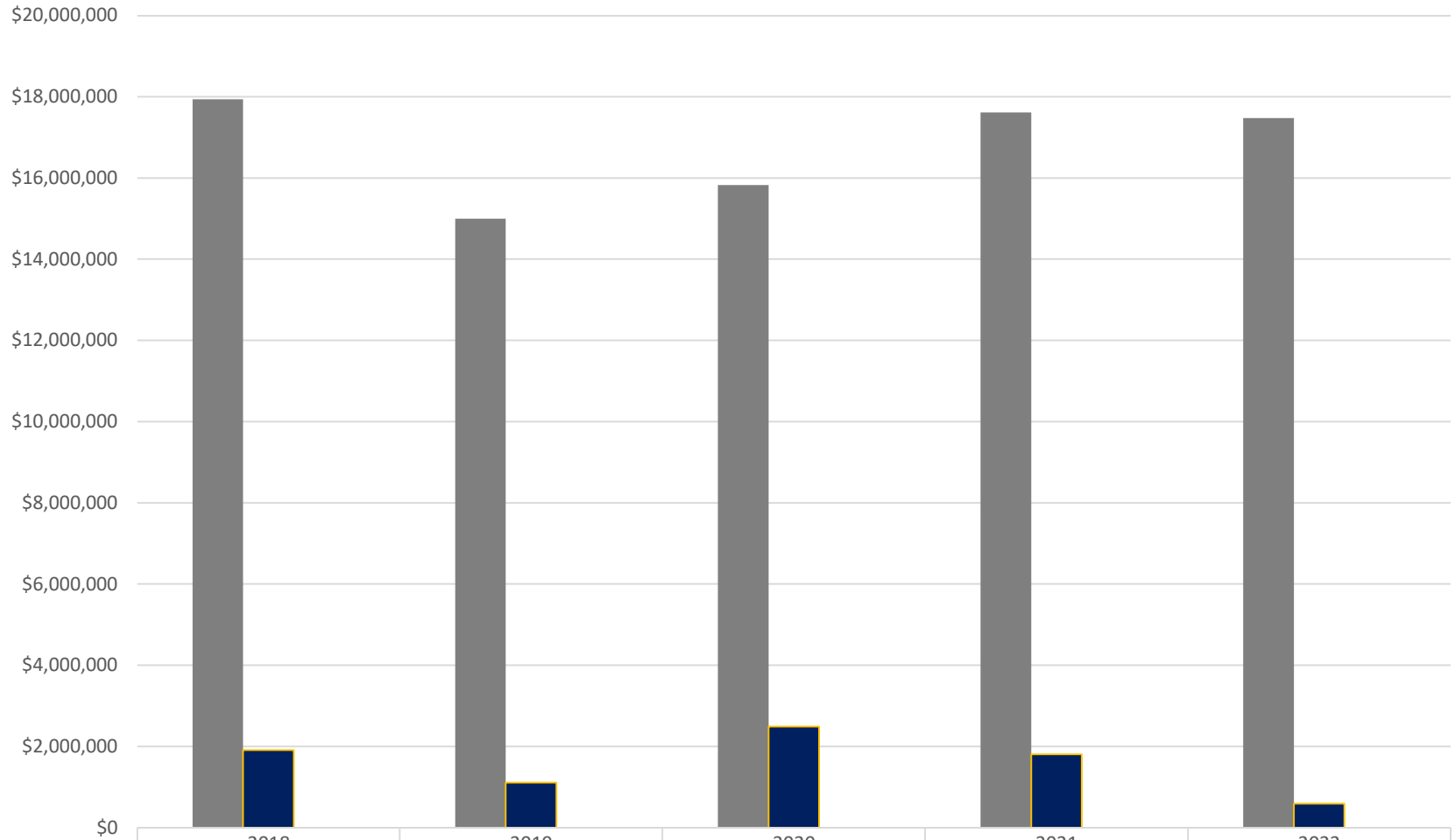
	2018	2019	2020	2021	2022
■ Proposals Processed Count	27	40	36	43	34
■ Awards Processed	26	24	22	25	29

Yerkes Primate Center - Sponsored Research Expenditures Direct, Indirect and Total November FY18-FY22



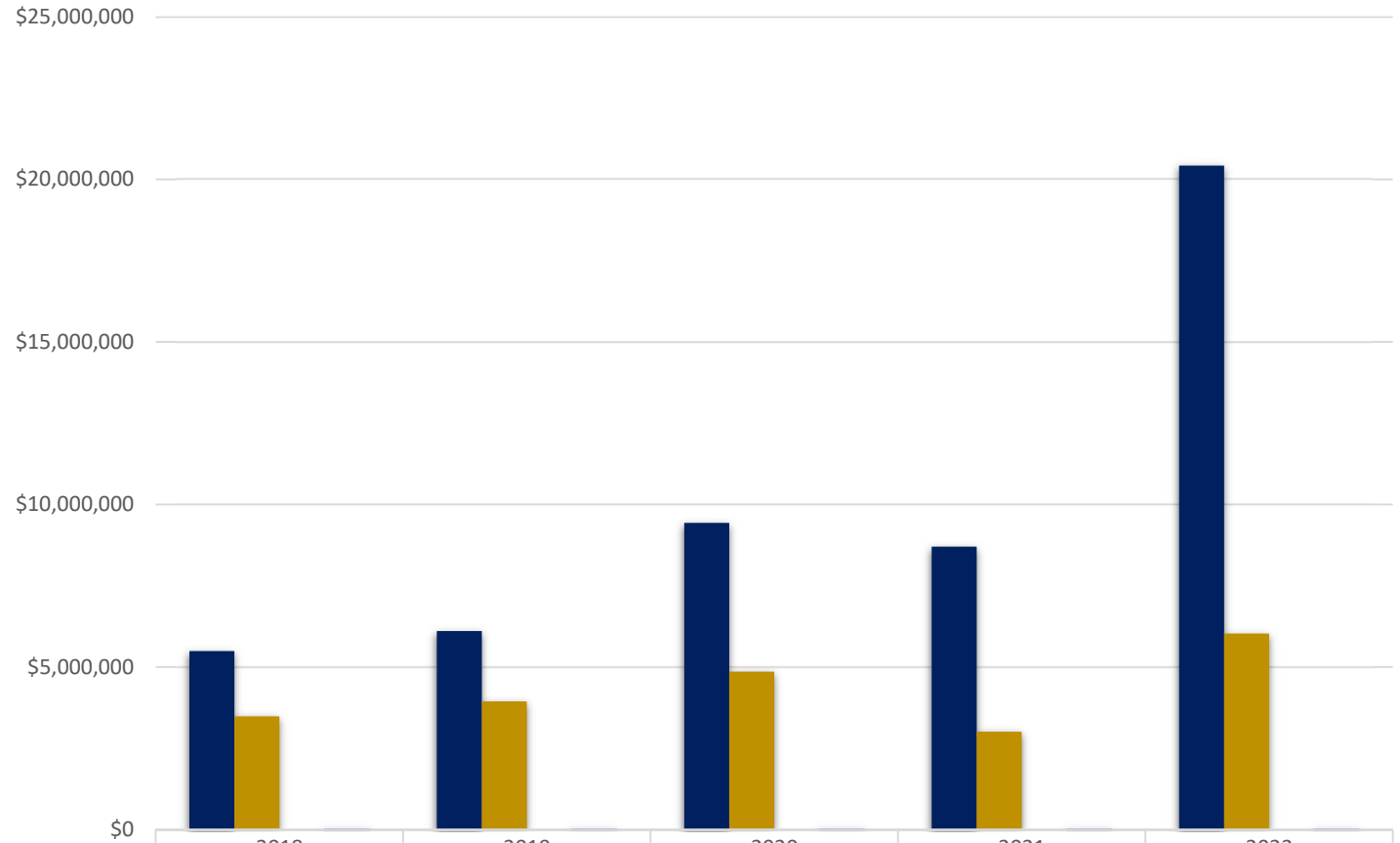
	2018	2019	2020	2021	2022
■ Direct (\$'s)	\$11,738,197	\$9,552,258	\$11,171,420	\$11,371,930	\$10,755,217
■ Indirect (\$'s)	\$6,200,766	\$5,447,471	\$4,649,732	\$6,240,825	\$6,720,855
■ Total Expenses	\$17,938,963	\$14,999,729	\$15,821,152	\$17,612,755	\$17,476,072

Yerkes Primate Center Sponsored Research Expenditures, Outgoing Sub-Awards November FY18-FY22



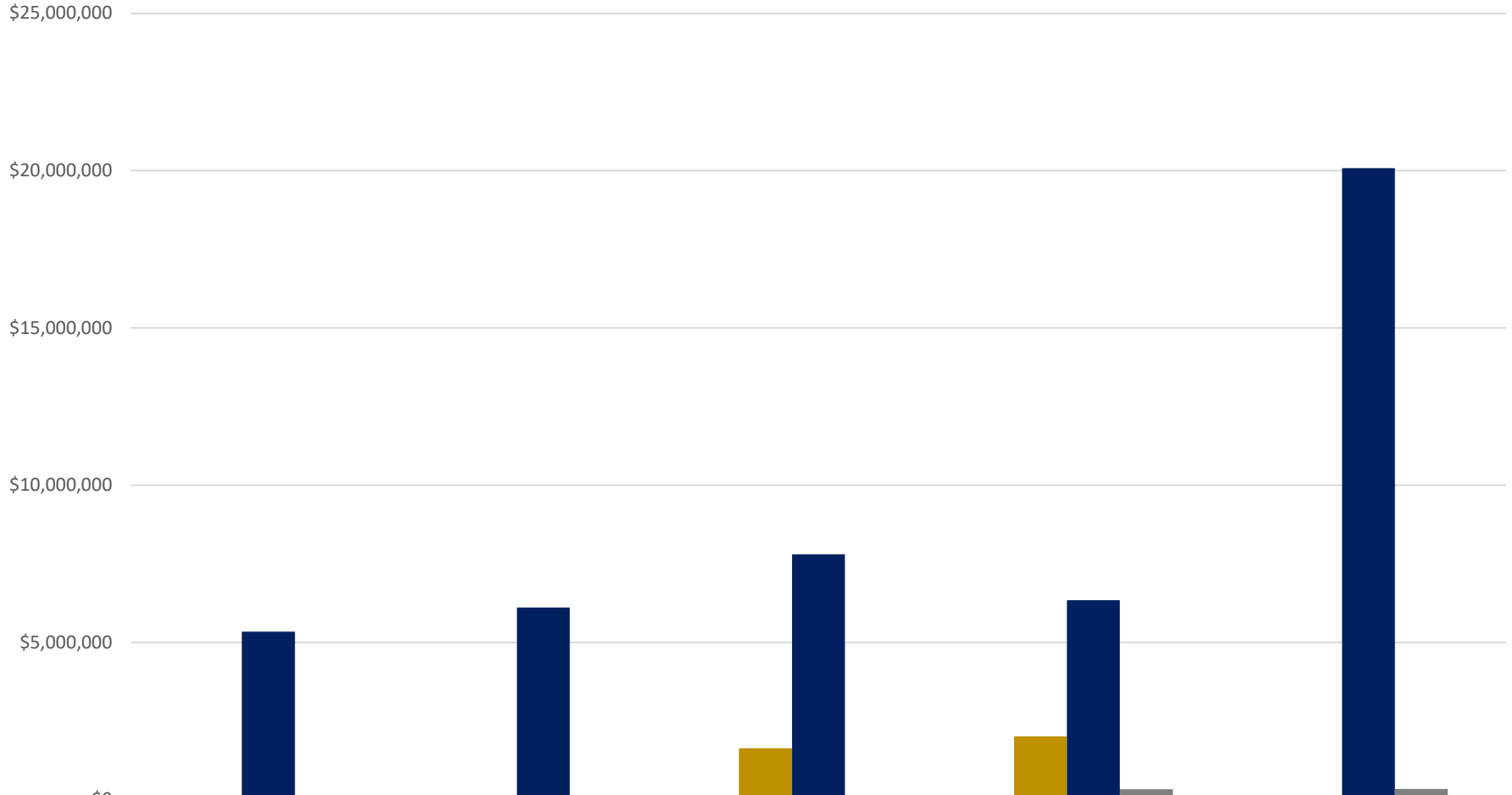
	2018	2019	2020	2021	2022
■ Total Expenses	\$17,938,963	\$14,999,729	\$15,821,152	\$17,612,755	\$17,476,072
■ Outgoing Sub-Awards	\$1,911,034	\$1,109,264	\$2,490,340	\$1,805,745	\$592,307
■ % of Expense Total	10.65%	7.40%	15.74%	10.25%	3.39%

Yerkes Primate Center Awards Incoming Sub-Awards Total Award Funding and Processed November FY18-FY22



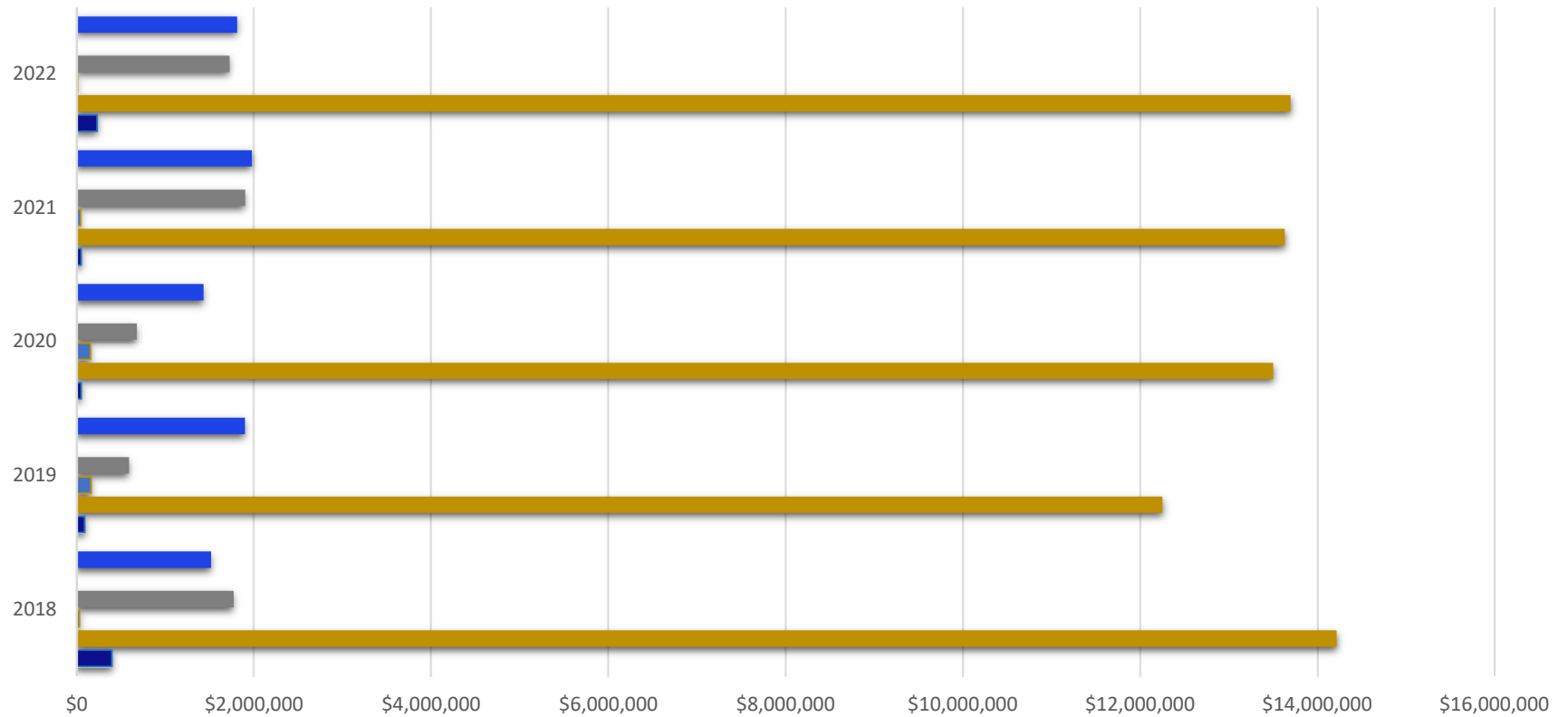
	2018	2019	2020	2021	2022
■ Total Award (Including Incoming Sub-Awards)	\$5,496,238	\$6,114,447	\$9,438,014	\$8,705,698	\$20,424,188
■ Total Incoming Sub-Awards	\$3,484,127	\$3,950,008	\$4,856,024	\$3,011,506	\$6,032,550
■ (Incoming Sub-Awards % of Total Award	63.39%	64.60%	51.45%	34.59%	29.54%
■ Awards Processed	26	24	22	25	29

Yerkes Primate Center Award Results by Research Type November FY18-FY22



	2018	2019	2020	2021	2022
■ Other			\$1,637,319	\$2,018,800	
■ Research	\$5,346,238	\$6,114,447	\$7,800,695	\$6,346,057	\$20,079,446
■ Training	\$150,000			\$340,841	\$344,742

Yerkes Primate Center Award Results by Sponsored Type November FY18-FY22



	2018	2019	2020	2021	2022
■ University	\$1,517,601	\$1,900,302	\$1,430,754	\$1,977,783	\$1,810,725
■ State					
■ Private	\$1,772,410	\$592,219	\$680,457	\$1,903,843	\$1,726,272
■ Foreign	\$30,890	\$162,425	\$155,306	\$44,561	\$9,241
■ Federal	\$14,219,942	\$12,254,200	\$13,504,326	\$13,634,724	\$13,699,871
■ Corporate	\$398,119	\$90,584	\$50,308	\$51,844	\$229,962