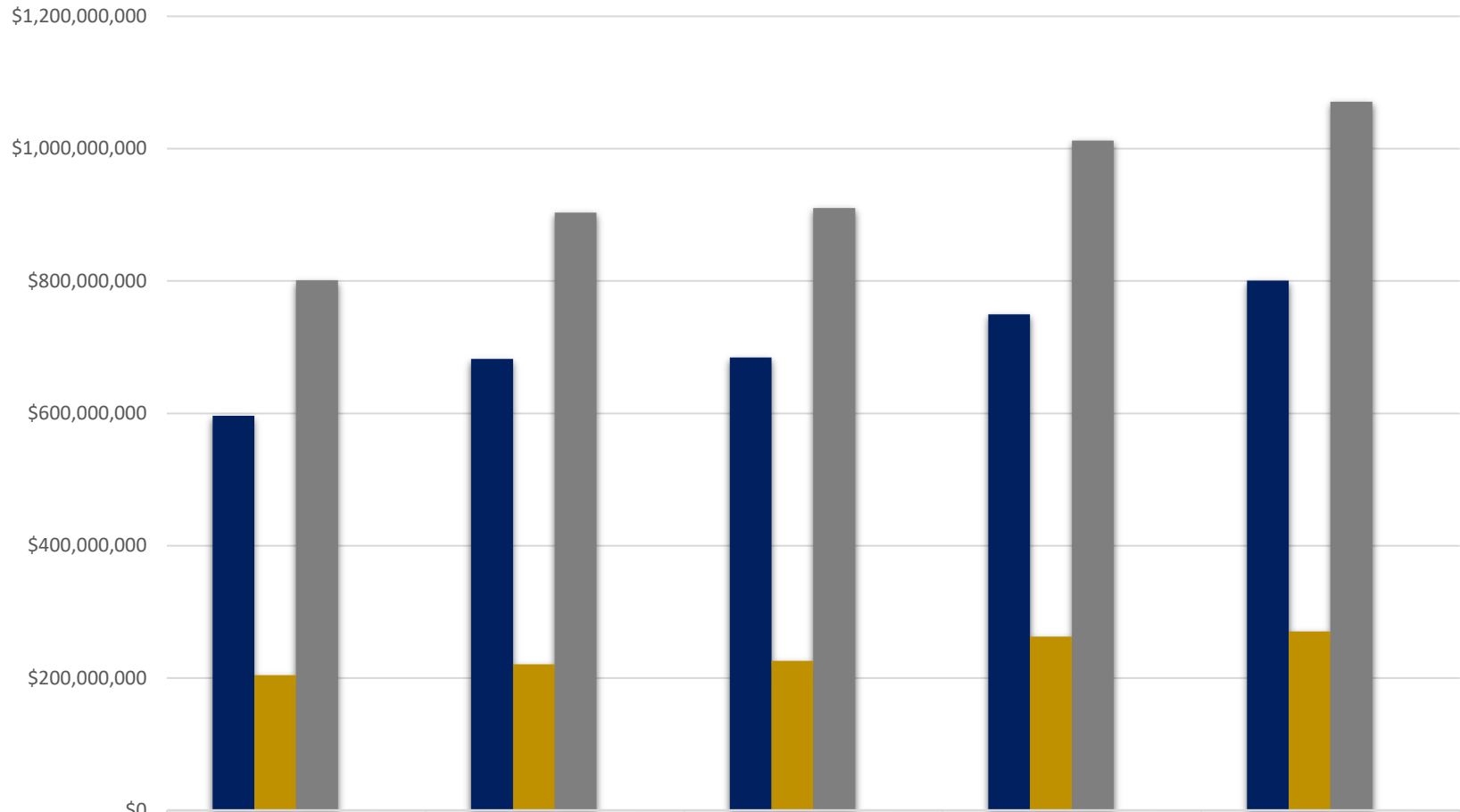


Emory University Proposals Submitted -Direct, Indirect and Total (\$'s) Processed May FY17-FY21

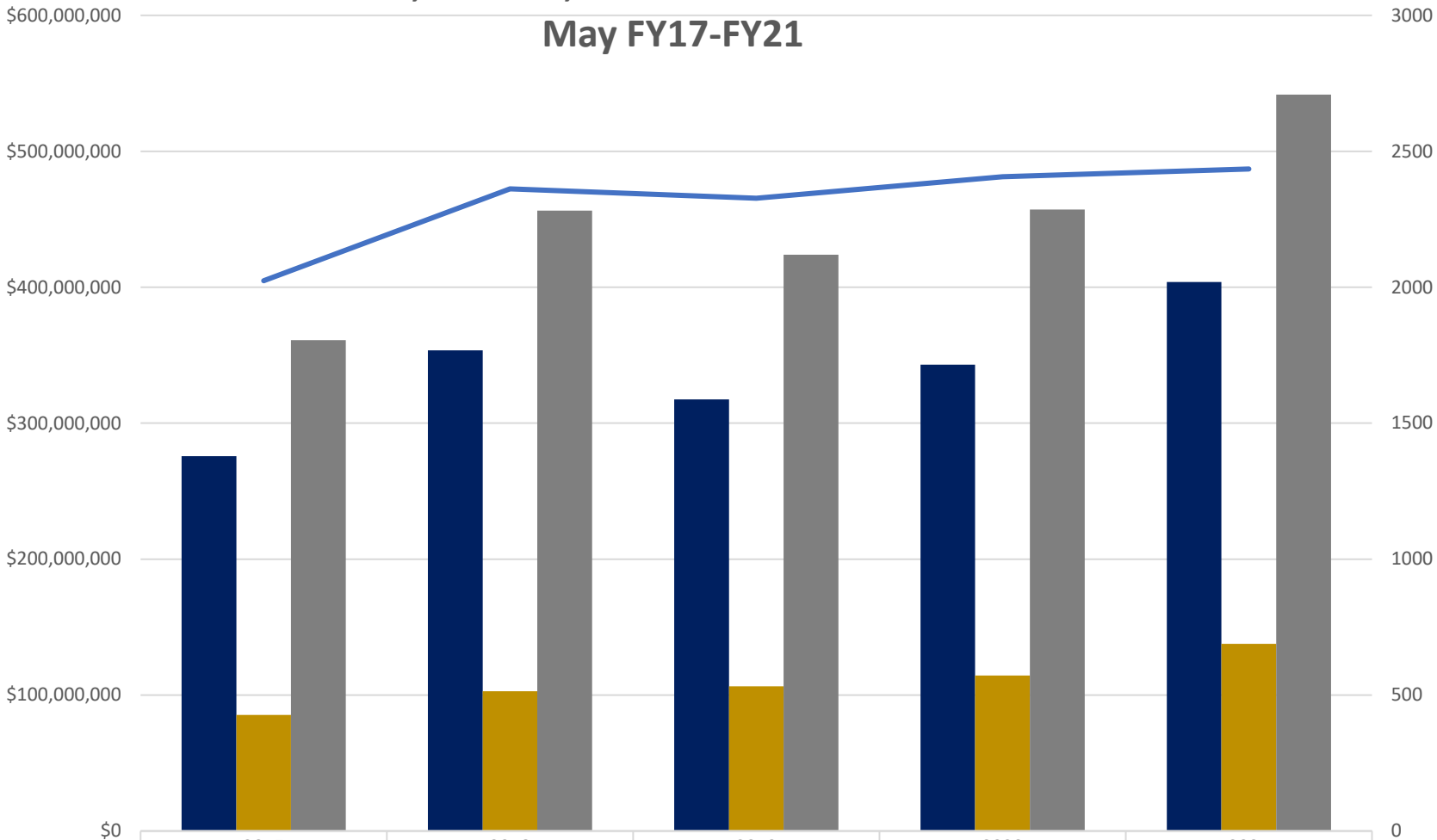


	2017	2018	2019	2020	2021
Direct Budget Amount	\$596,532,517	\$682,474,841	\$684,401,741	\$749,606,531	\$800,616,851
Indirect Budget Amount	\$204,288,271	\$220,731,808	\$225,853,324	\$262,696,348	\$270,356,927
Total Proposal	\$800,820,788	\$903,206,649	\$910,255,065	\$1,012,302,879	\$1,070,973,778
Proposals Processed Count	3103	3313	3207	3453	3526

Emory University - Award Results

Direct, Indirect, Total and Award Processed

May FY17-FY21

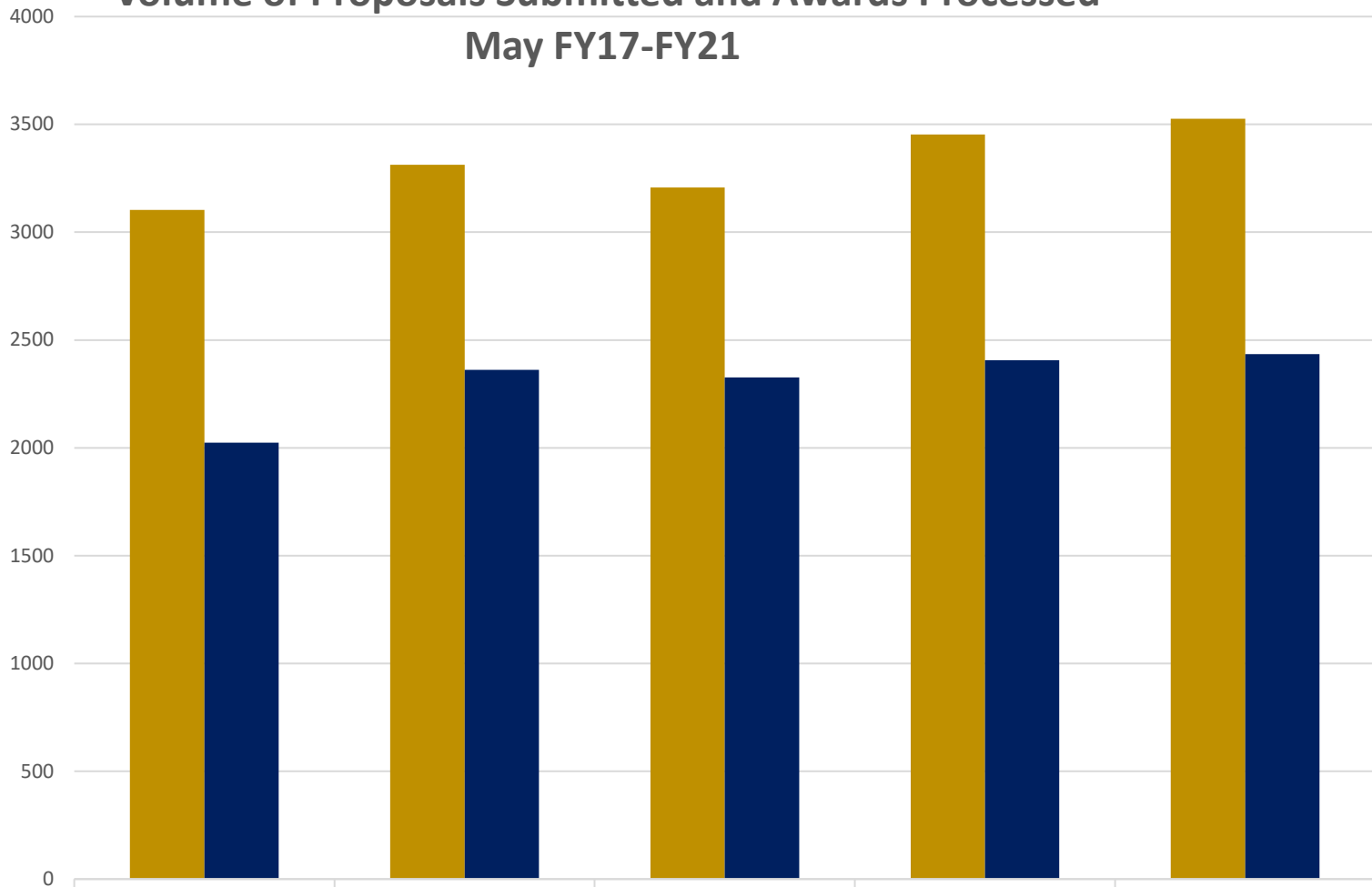


Direct (\$'s)	2017	2018	2019	2020	2021
Indirect (\$'s)	\$85,395,982	\$102,729,160	\$106,494,737	\$114,300,860	\$137,770,261
Total Funding Total	\$361,133,622	\$456,350,313	\$423,977,629	\$457,264,886	\$541,697,352
Awards Processed	2024	2362	2327	2406	2435

Emory University - Award Results

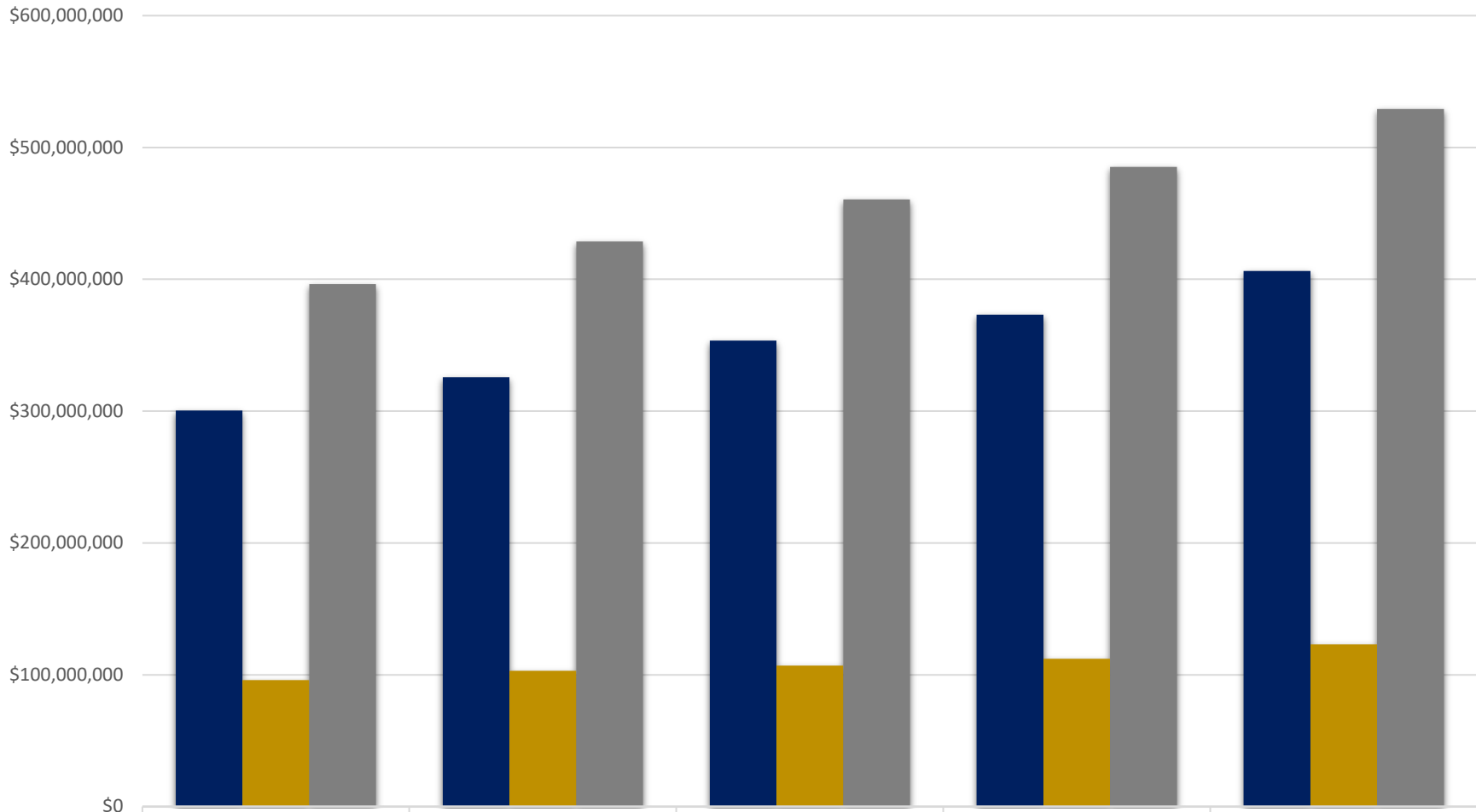
Volume of Proposals Submitted and Awards Processed

May FY17-FY21



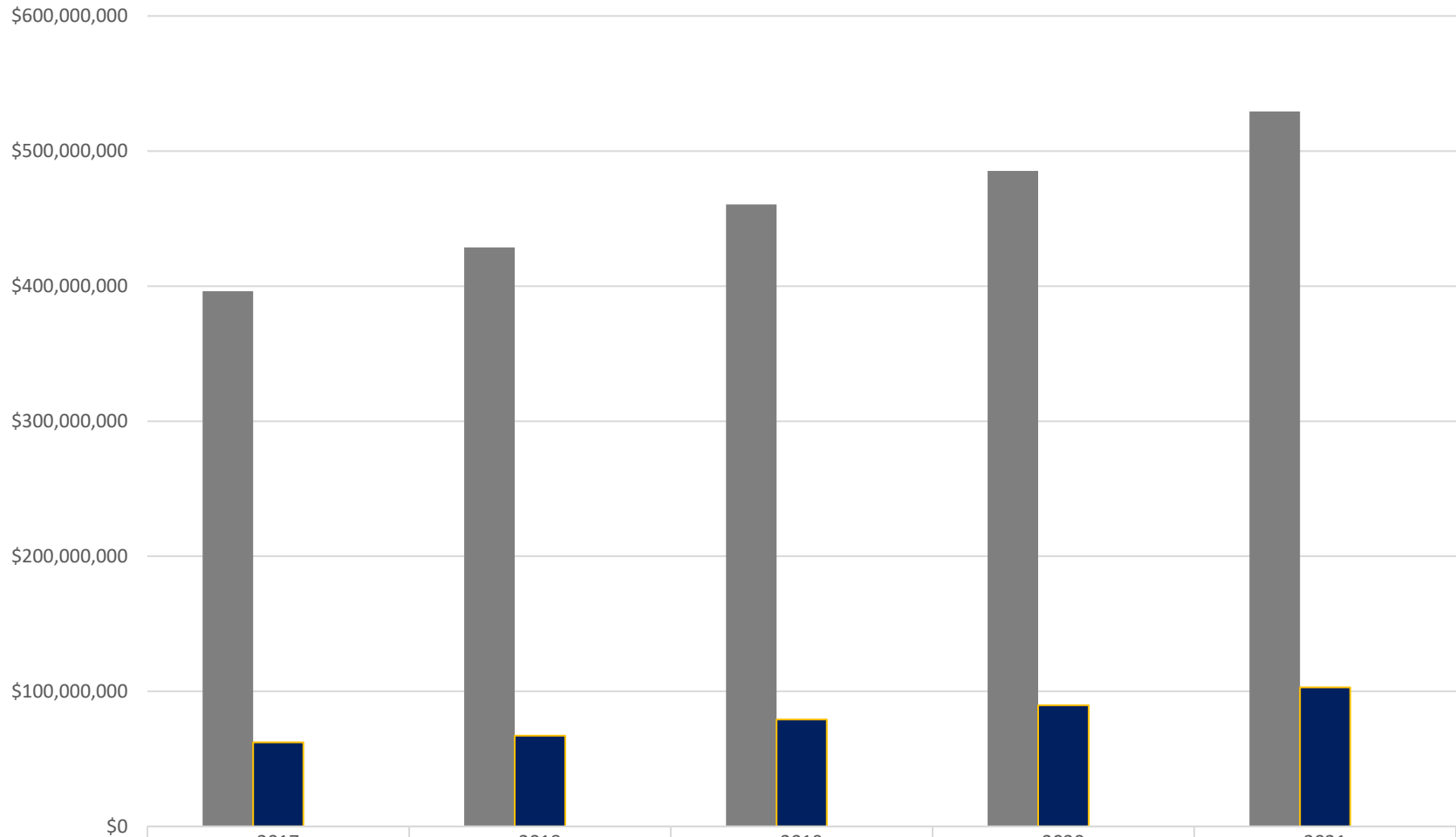
	2017	2018	2019	2020	2021
■ Proposals Processed Count	3103	3313	3207	3453	3526
■ Awards Processed	2024	2362	2327	2406	2435

Emory University - Sponsored Research Expenditures Direct, Indirect and Total May FY17-FY21



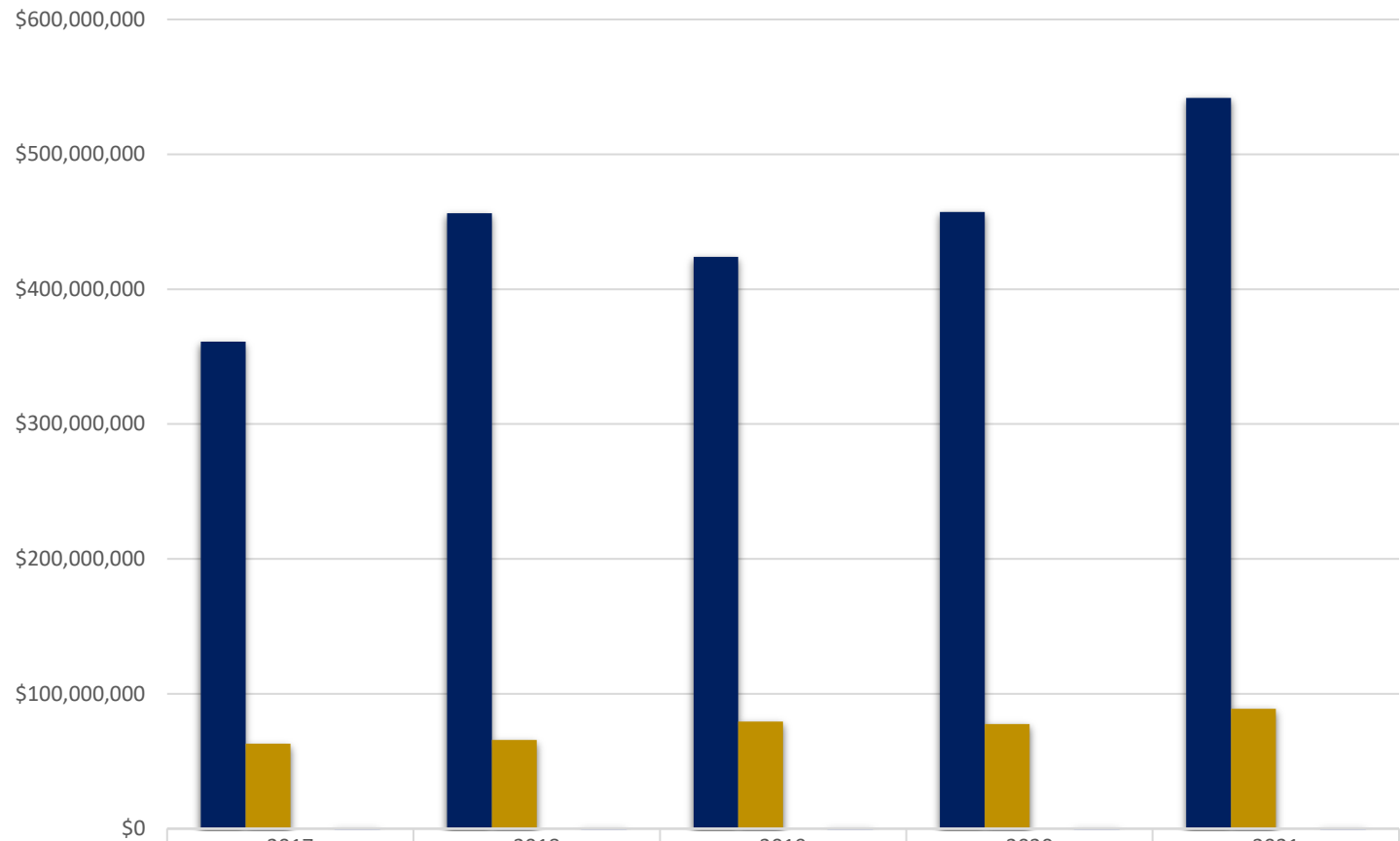
	2017	2018	2019	2020	2021
■ Direct (\$'s)	\$300,376,929	\$325,813,993	\$353,553,693	\$373,063,391	\$406,240,029
■ Indirect (\$'s)	\$95,904,683	\$102,941,258	\$107,007,602	\$112,195,987	\$123,018,780
■ Total Expenses	\$396,281,612	\$428,755,251	\$460,561,295	\$485,259,378	\$529,258,809

Emory University Sponsored Research Expenditures, Outgoing Sub-Awards May FY17-FY21



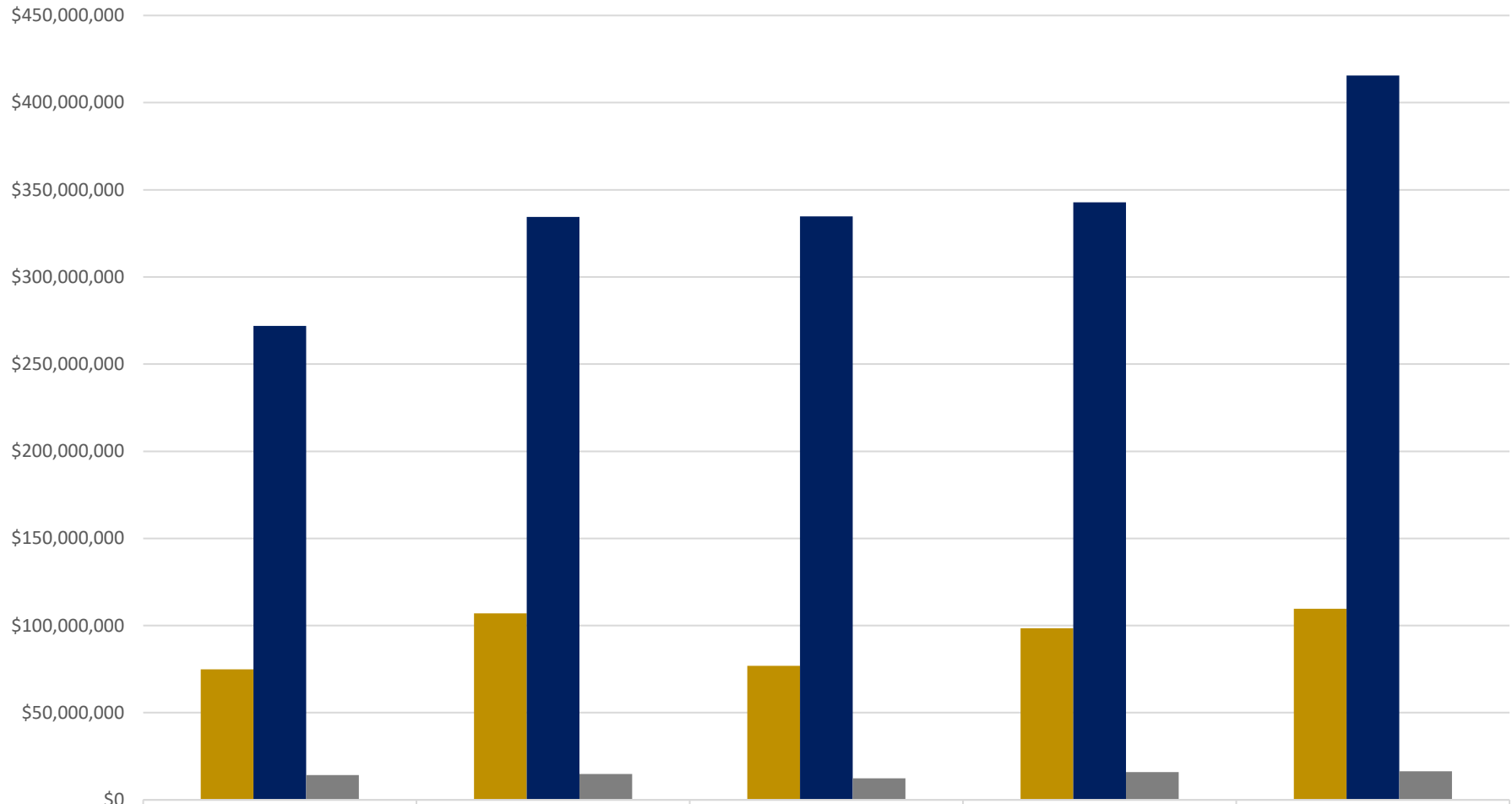
	2017	2018	2019	2020	2021
■ Total Expenses	\$396,281,612	\$428,755,251	\$460,561,295	\$485,259,378	\$529,258,809
■ Outgoing Sub-Awards	\$62,273,298	\$67,193,759	\$79,157,470	\$89,747,418	\$103,049,965
■ % of Expense Total	15.71%	15.67%	17.19%	18.49%	19.47%

Emory University Awards Incoming Sub-Awards Total Award Funding and Processed May FY17-FY21



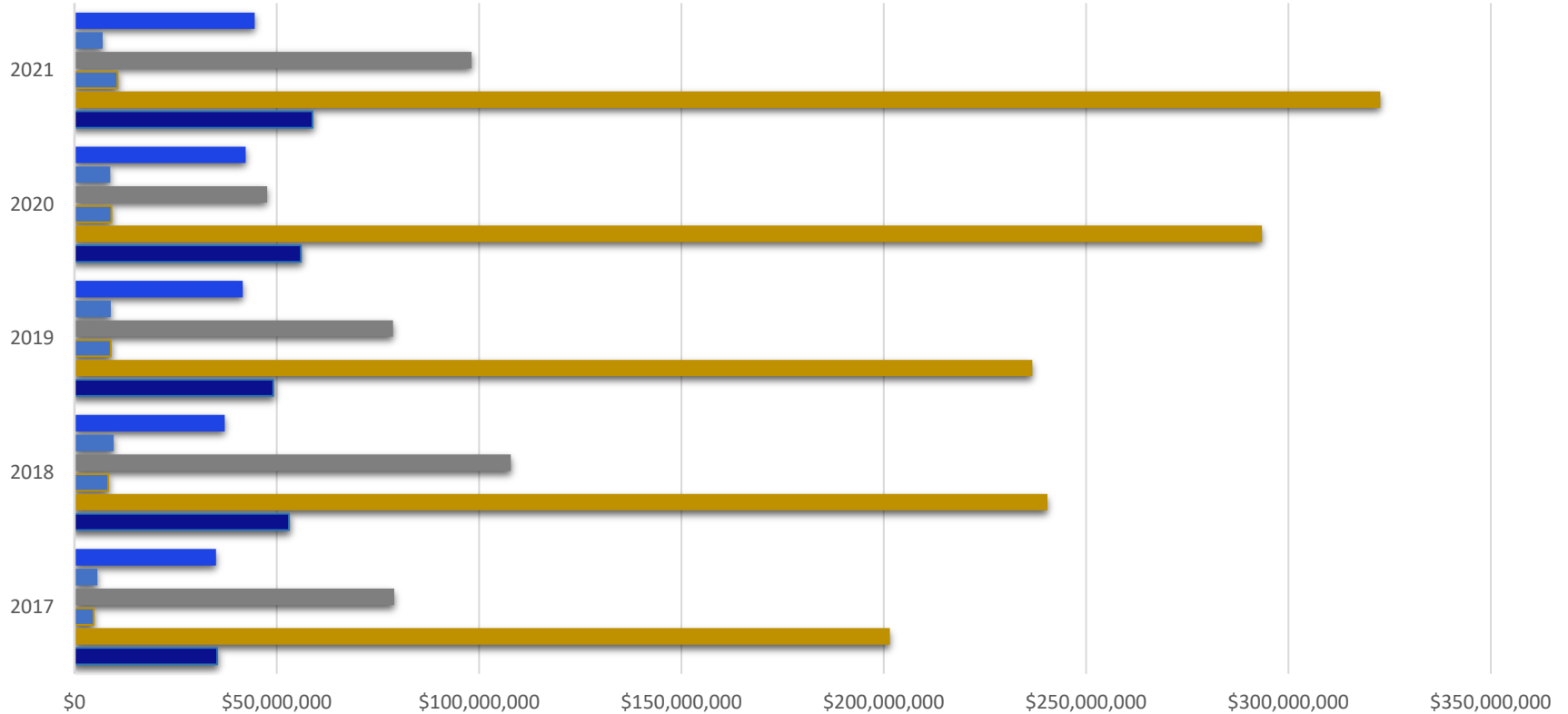
	2017	2018	2019	2020	2021
■ Total Award (Including Incoming Sub-Awards)	\$361,133,622	\$456,350,313	\$423,977,629	\$457,264,886	\$541,697,352
■ Total Incoming Sub-Awards	\$63,074,383	\$65,647,637	\$79,369,545	\$77,652,139	\$88,853,268
■ (Incoming Sub-Awards % of Total Award)	17.47%	14.39%	18.72%	16.98%	16.40%
■ Awards Processed	2024	2362	2327	2406	2435

Emory University Award Results by Research Type May FY17-FY21



	2017	2018	2019	2020	2021
Other	\$74,858,097	\$107,012,446	\$76,935,250	\$98,529,596	\$109,593,116
Research	\$271,963,239	\$334,409,163	\$334,679,492	\$342,850,737	\$415,630,659
Training	\$14,312,286	\$14,928,705	\$12,362,888	\$15,884,553	\$16,473,578

Emory University Award Results by Sponsored Type May FY17-FY21



	2017	2018	2019	2020	2021
■ University	\$34,998,979	\$37,148,395	\$41,546,624	\$42,317,822	\$44,538,038
■ State	\$5,632,415	\$9,660,007	\$8,966,752	\$8,828,577	\$6,947,361
■ Private	\$79,026,059	\$107,803,029	\$78,693,972	\$47,621,101	\$98,110,090
■ Foreign	\$4,705,142	\$8,309,274	\$8,986,569	\$9,085,279	\$10,603,947
■ Federal	\$201,499,873	\$240,441,320	\$236,662,273	\$293,436,670	\$322,691,086
■ Corporate	\$35,271,153	\$52,988,288	\$49,121,439	\$55,975,438	\$58,806,830