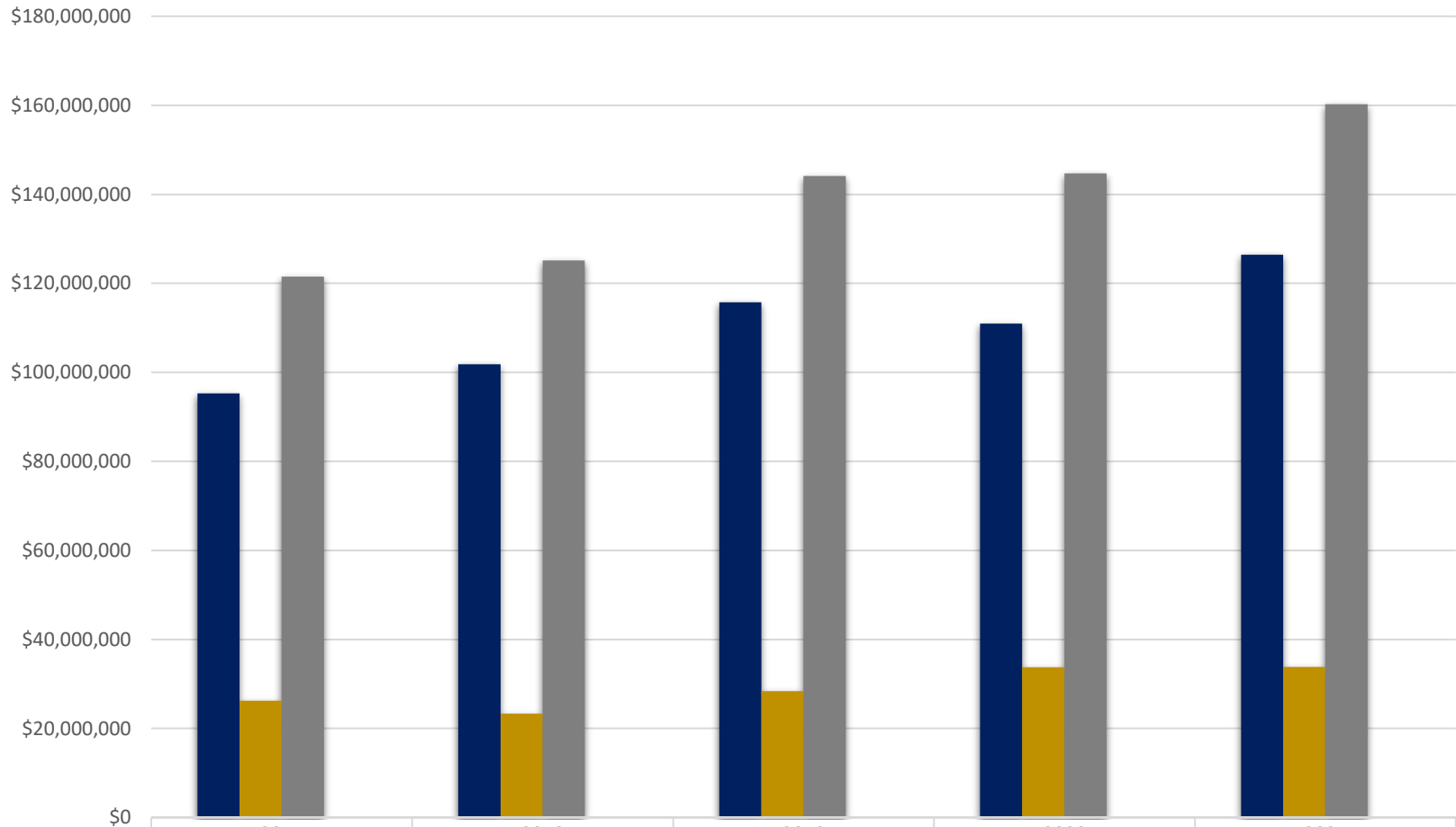


School of Public Health Proposals Submitted -Direct, Indirect and Total (\$'s) Processed May FY17-FY21

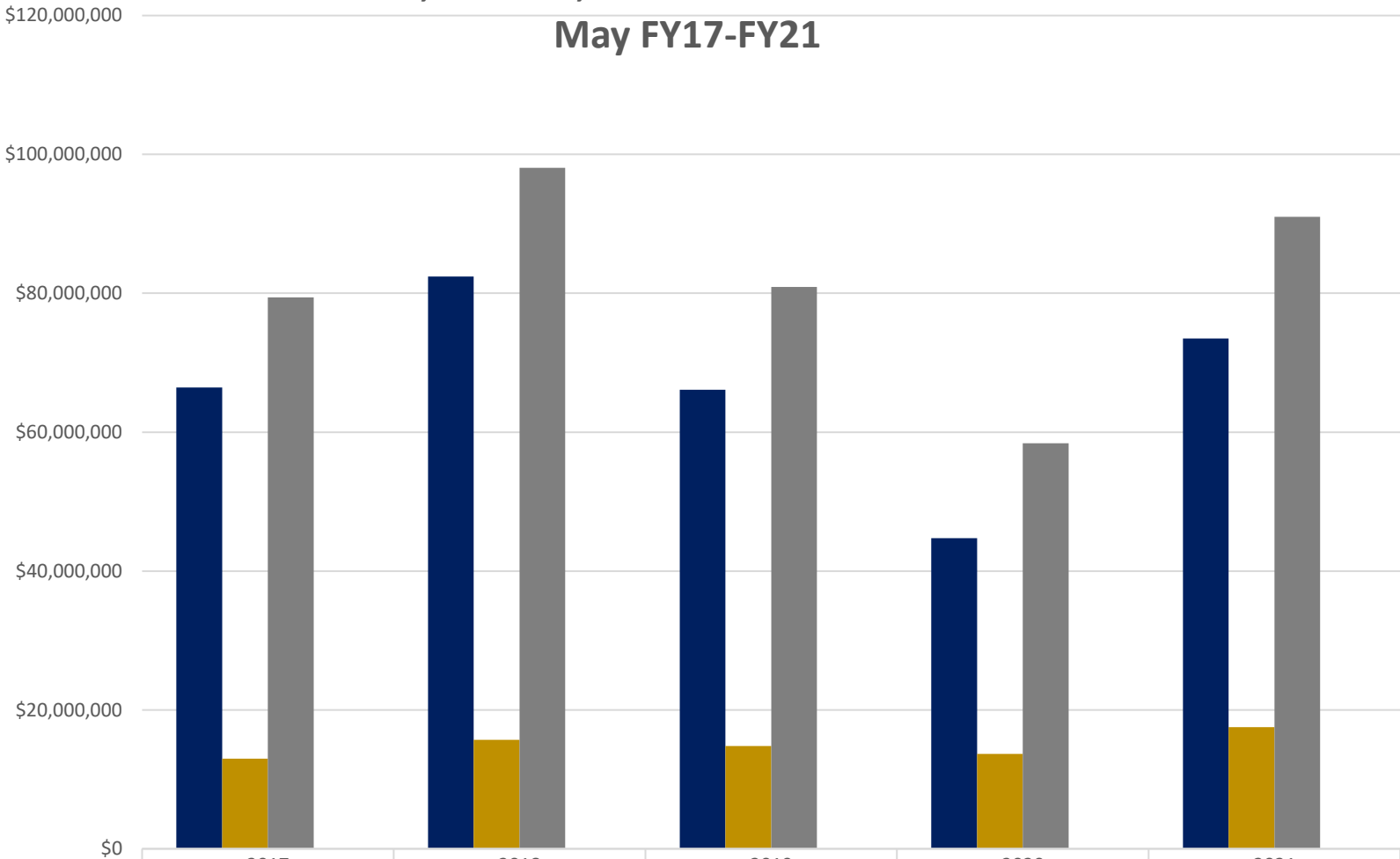


	2017	2018	2019	2020	2021
Direct Budget Amount	\$95,279,468	\$101,802,552	\$115,724,550	\$110,940,320	\$126,455,546
Indirect Budget Amount	\$26,214,905	\$23,312,098	\$28,367,988	\$33,773,293	\$33,801,935
Total Proposal	\$121,494,373	\$125,114,650	\$144,092,538	\$144,713,613	\$160,257,481
Proposals Processed Count	432	424	430	465	431

School of Public Health - Award Results

Direct, Indirect, Total and Award Processed

May FY17-FY21

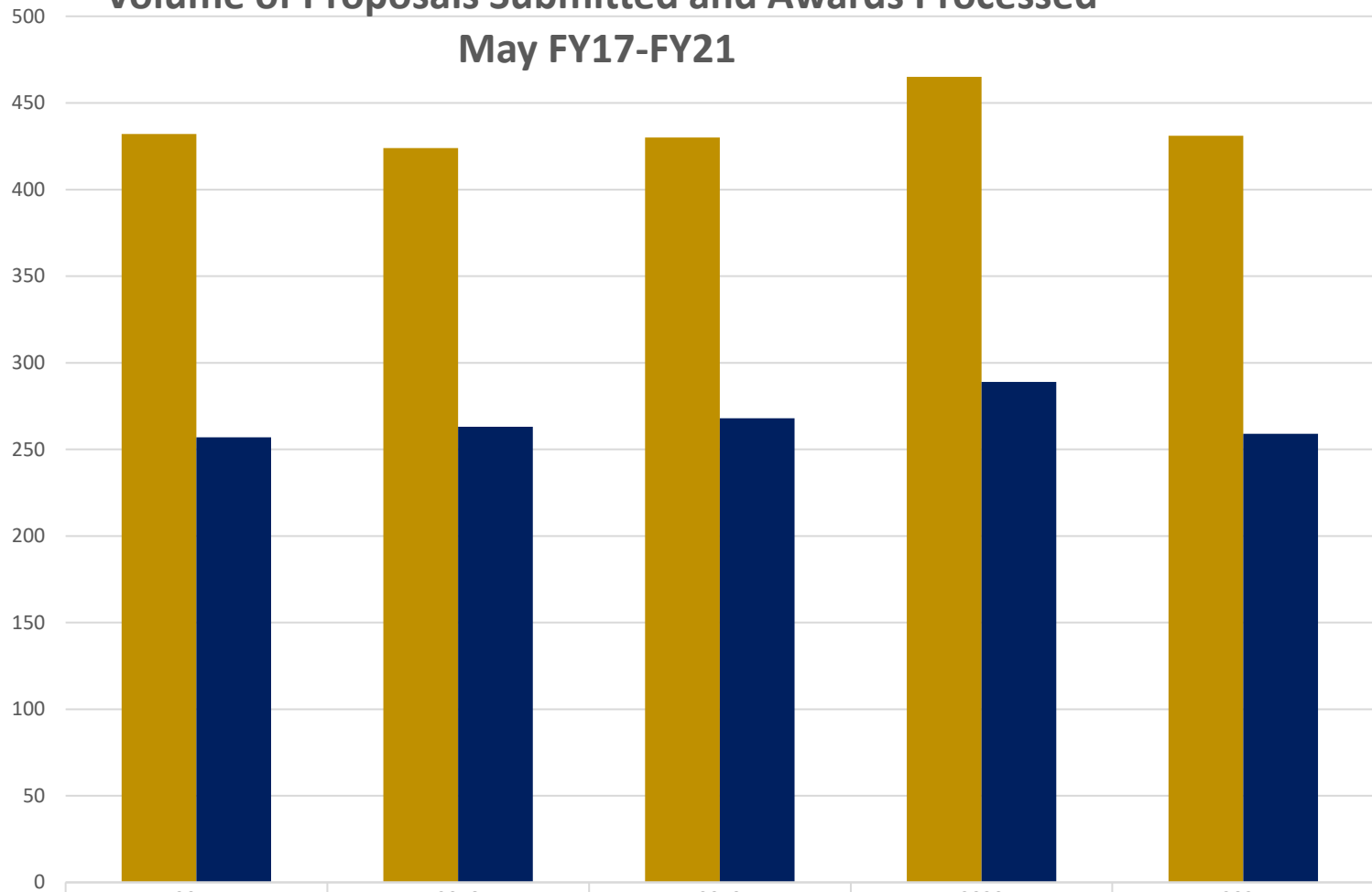


	2017	2018	2019	2020	2021
■ Direct (\$'s)	\$66,432,362	\$82,393,468	\$66,101,075	\$44,720,927	\$73,503,842
■ Indirect (\$'s)	\$12,990,655	\$15,678,607	\$14,799,503	\$13,674,848	\$17,507,877
■ Total Funding Total	\$79,423,018	\$98,072,075	\$80,900,578	\$58,395,775	\$91,011,719
■ Awards Processed	257	263	268	289	259

School of Public Health - Award Results

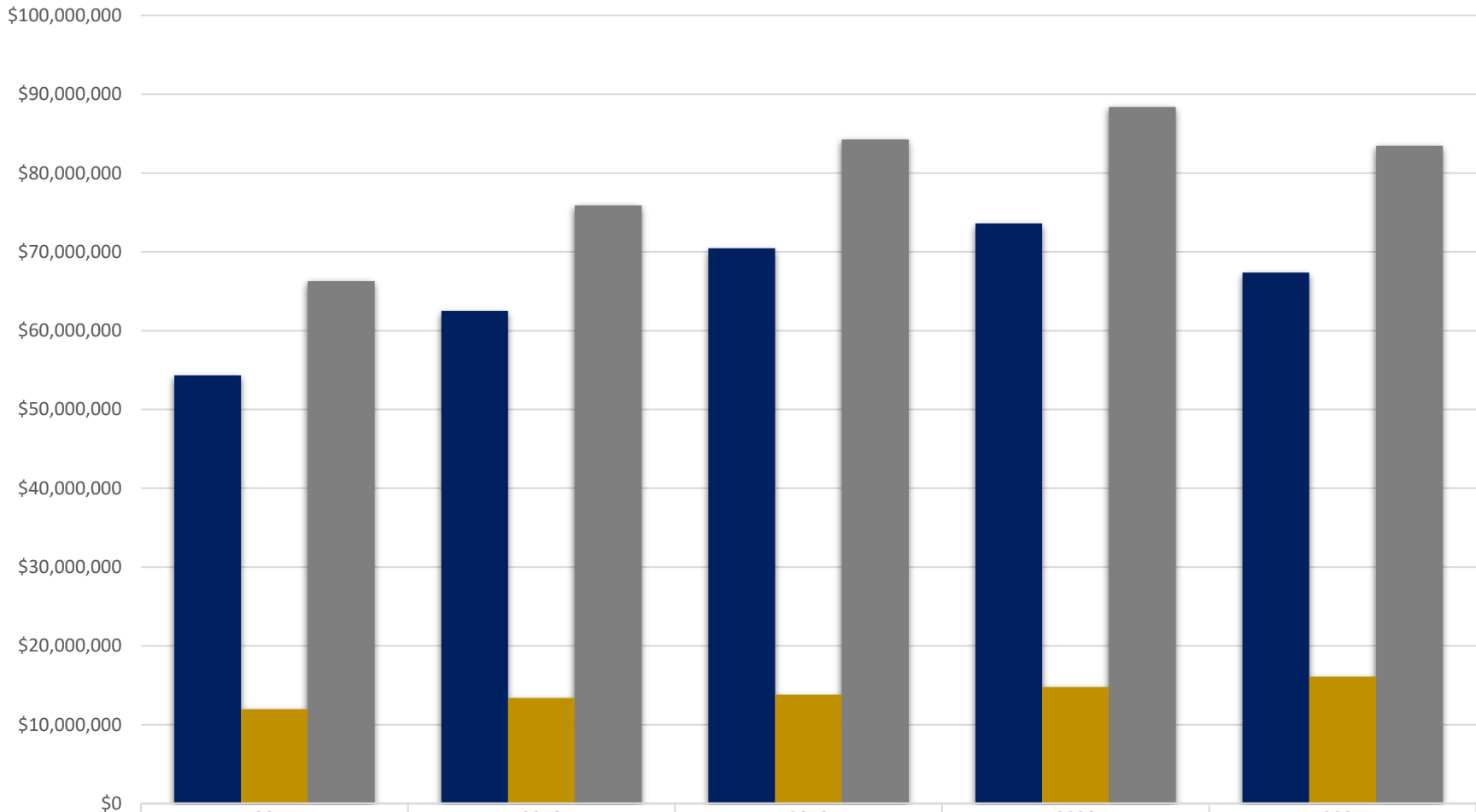
Volume of Proposals Submitted and Awards Processed

May FY17-FY21



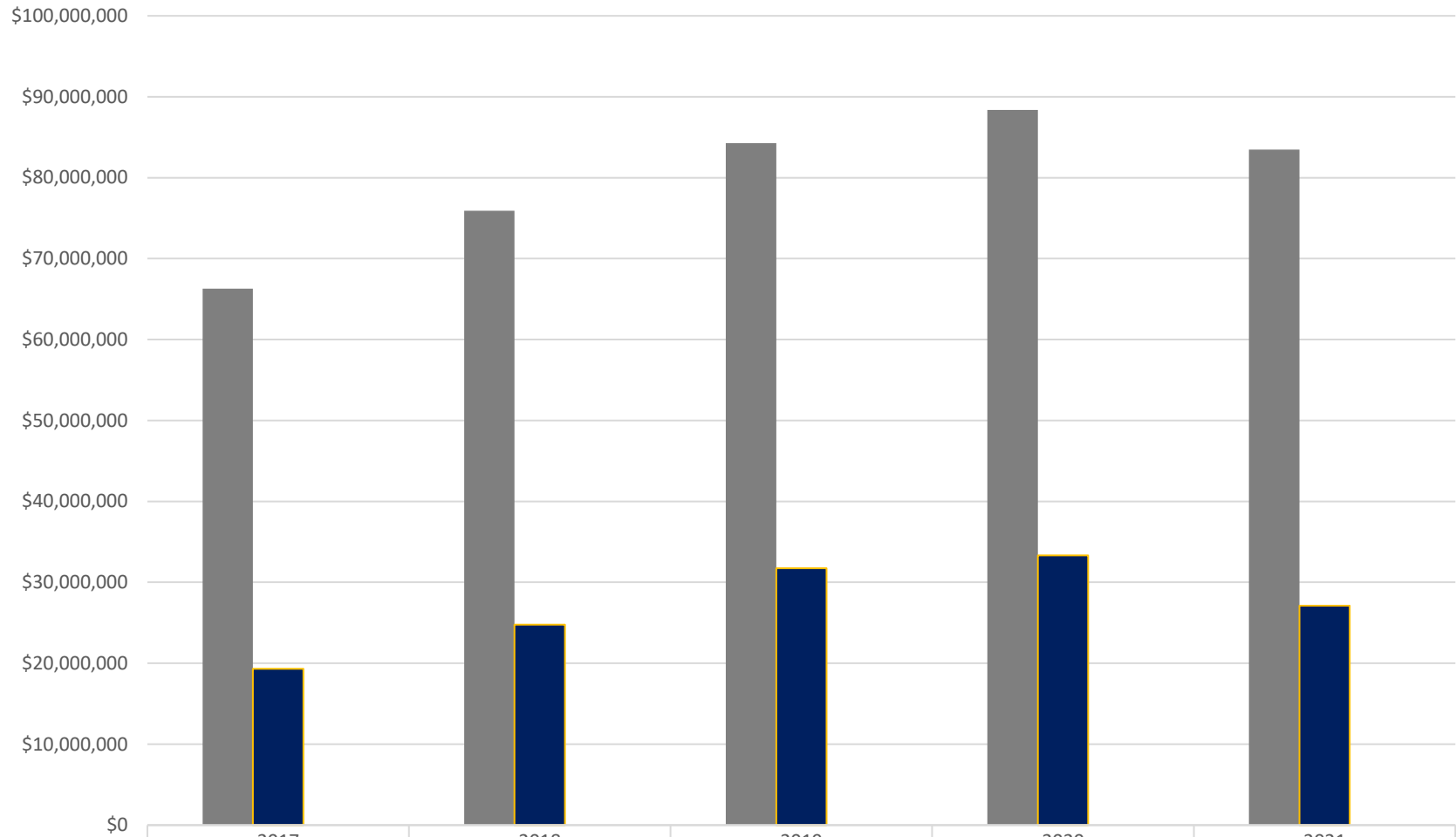
	2017	2018	2019	2020	2021
■ Proposals Processed Count	432	424	430	465	431
■ Awards Processed	257	263	268	289	259

School of Public Health - Sponsored Research Expenditures Direct, Indirect and Total May FY17-FY21



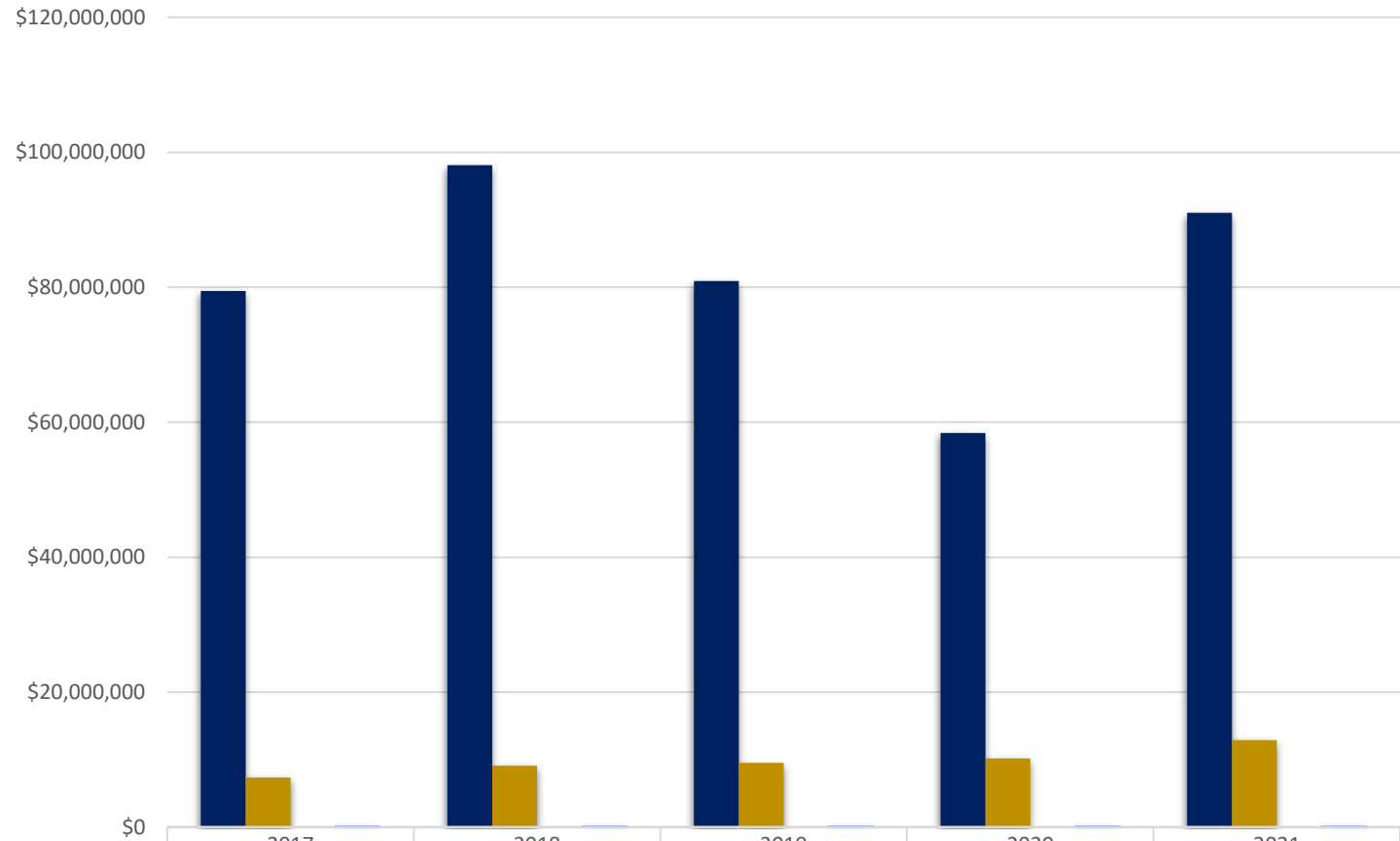
	2017	2018	2019	2020	2021
■ Direct (\$'s)	\$54,339,905	\$62,513,461	\$70,461,123	\$73,601,876	\$67,377,626
■ Indirect (\$'s)	\$11,955,946	\$13,399,790	\$13,803,366	\$14,777,385	\$16,079,722
■ Total Expenses	\$66,295,851	\$75,913,251	\$84,264,489	\$88,379,262	\$83,457,348

School of Public Health Sponsored Research Expenditures, Outgoing Sub-Awards May FY17-FY21



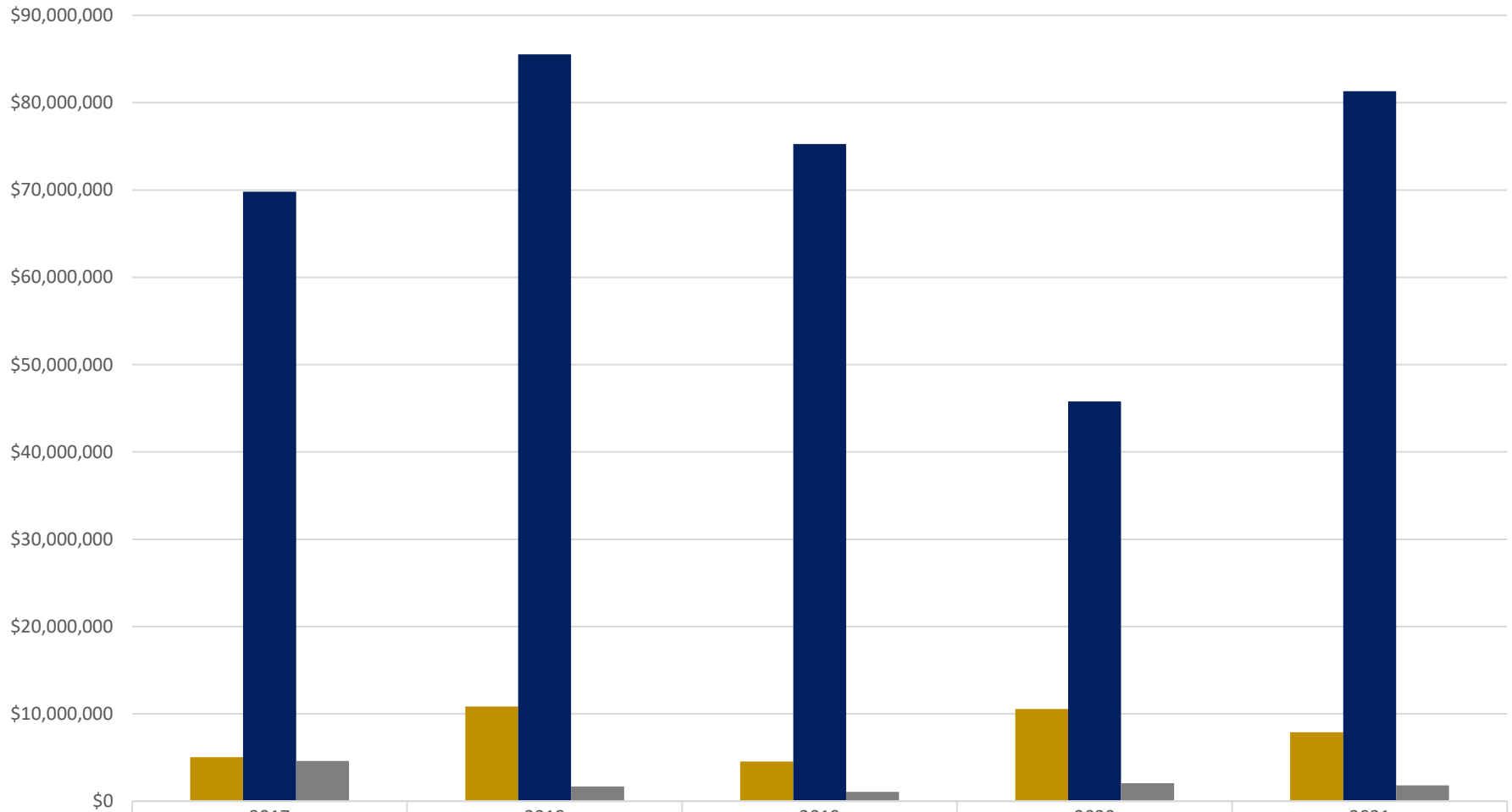
■ Total Expenses	\$66,295,851	\$75,913,251	\$84,264,489	\$88,379,262	\$83,457,348
■ Outgoing Sub-Awards	\$19,302,919	\$24,760,629	\$31,749,656	\$33,325,768	\$27,111,291
■ % of Expense Total	29.12%	32.62%	37.68%	37.71%	32.49%

School of Public Health Awards Incoming Sub-Awards Total Award Funding and Processed May FY17-FY21



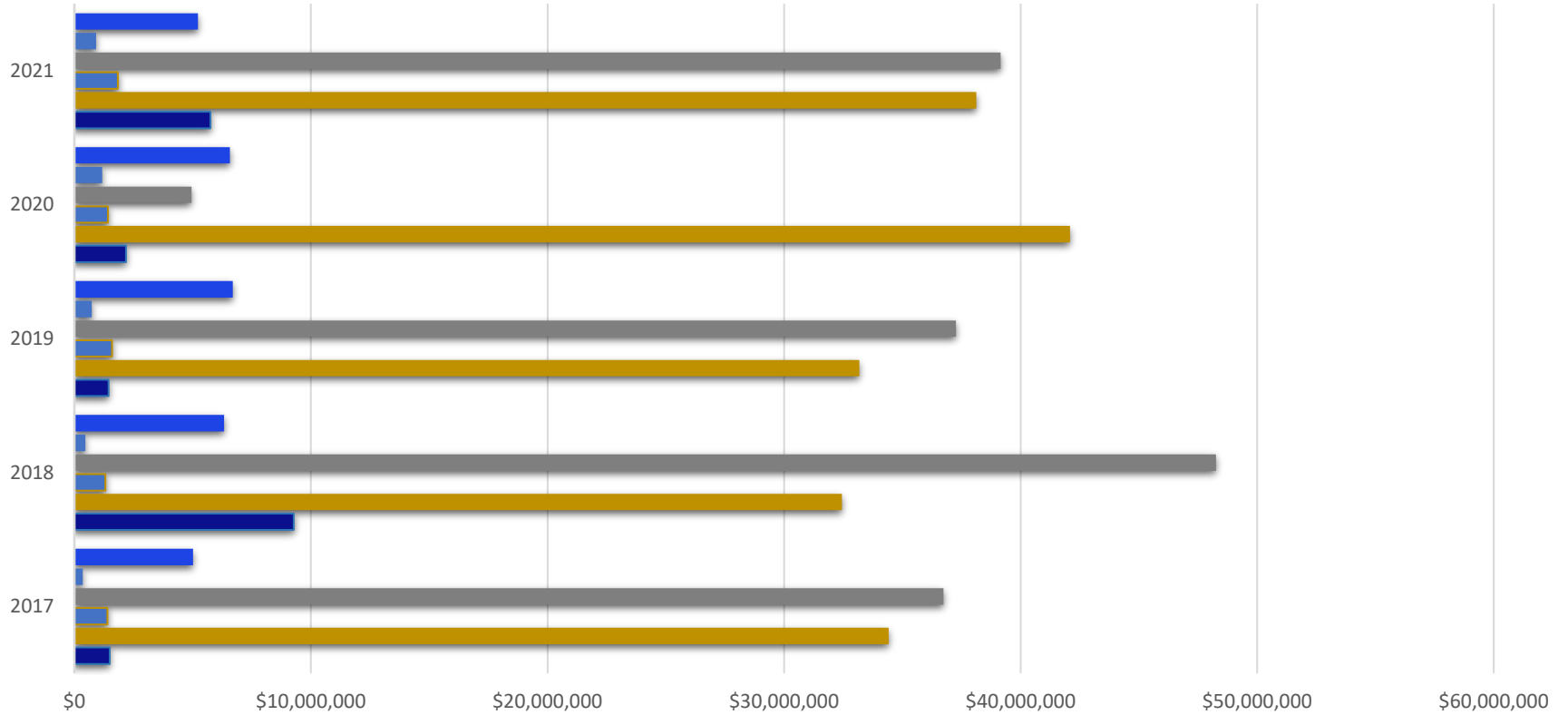
■ Total Award (Including Incoming Sub-Awards)	\$79,423,018	\$98,072,075	\$80,900,578	\$58,395,775	\$91,011,719
■ Total Incoming Sub-Awards	\$7,355,119	\$9,110,542	\$9,535,750	\$10,166,475	\$12,915,897
■ (Incoming Sub-Awards % of Total Award)	9.26%	9.29%	11.79%	17.41%	14.19%
■ Awards Processed	257	263	268	289	259

School of Public Health Award Results by Research Type May FY17-FY21



■ Other	\$5,028,163	\$10,854,677	\$4,547,047	\$10,563,900	\$7,890,893
■ Research	\$69,794,431	\$85,537,594	\$75,275,510	\$45,781,664	\$81,301,463
■ Training	\$4,600,424	\$1,679,805	\$1,078,022	\$2,050,212	\$1,819,362

School of Public Health Award Results by Sponsored Type May FY17-FY21



	2017	2018	2019	2020	2021
■ University	\$5,010,988	\$6,326,193	\$6,689,298	\$6,576,361	\$5,217,720
■ State	\$351,719	\$466,223	\$731,521	\$1,177,153	\$910,789
■ Private	\$36,743,841	\$48,251,776	\$37,270,500	\$4,951,206	\$39,160,765
■ Foreign	\$1,399,889	\$1,305,101	\$1,588,323	\$1,418,403	\$1,842,684
■ Federal	\$34,419,587	\$32,447,085	\$33,177,107	\$42,089,445	\$38,127,066
■ Corporate	\$1,496,994	\$9,275,697	\$1,443,830	\$2,183,208	\$5,752,696