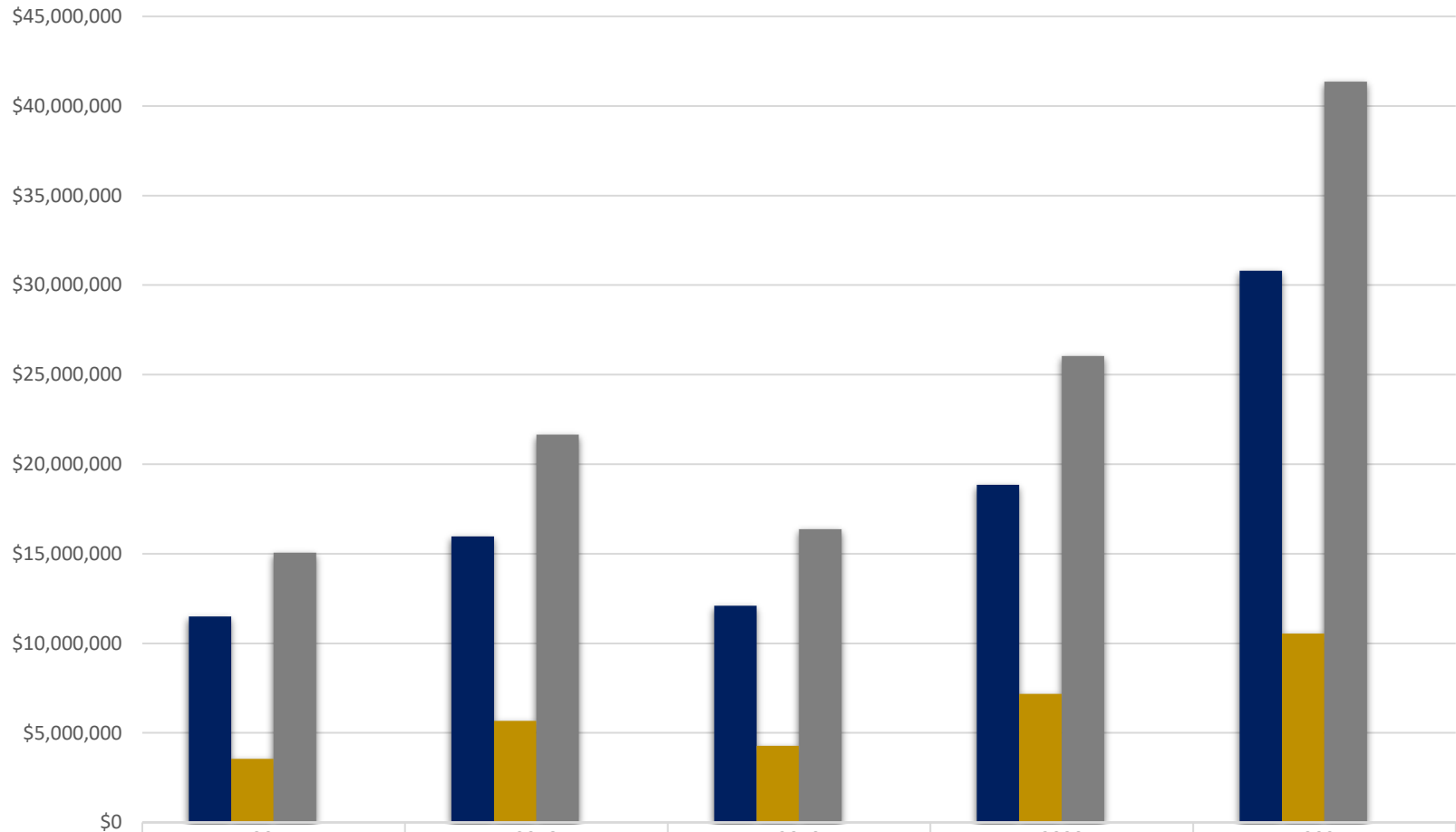


School of Nursing Proposals Submitted -Direct, Indirect and Total (\$'s) Processed May FY17-FY21

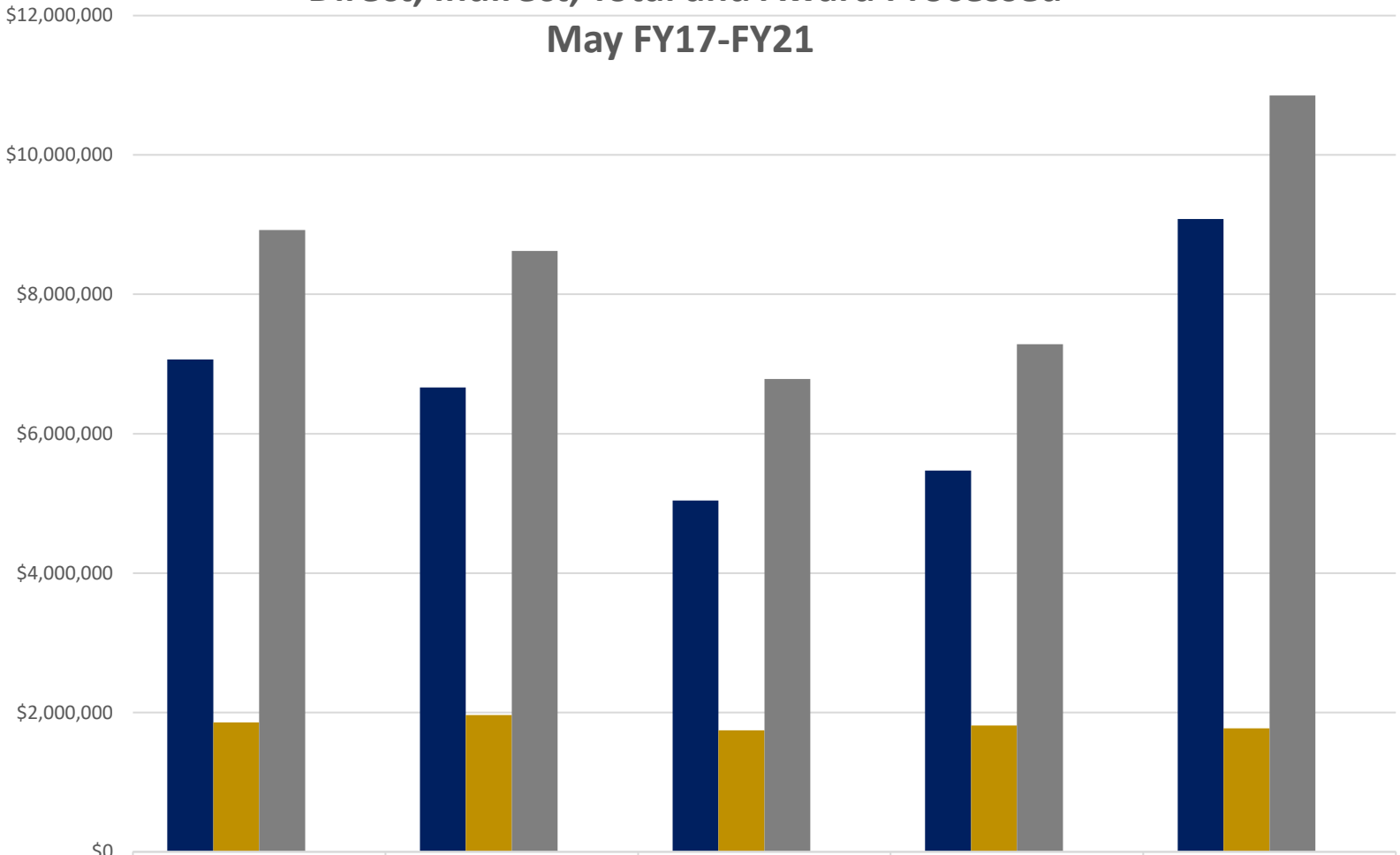


■ Direct Budget Amount	\$11,502,563	\$15,972,310	\$12,099,819	\$18,853,217	\$30,805,976
■ Indirect Budget Amount	\$3,550,733	\$5,672,232	\$4,275,235	\$7,182,115	\$10,545,018
■ Total Proposal	\$15,053,296	\$21,644,542	\$16,375,054	\$26,035,332	\$41,350,994
■ Proposals Processed Count	70	96	67	103	126

School of Nursing - Award Results

Direct, Indirect, Total and Award Processed

May FY17-FY21

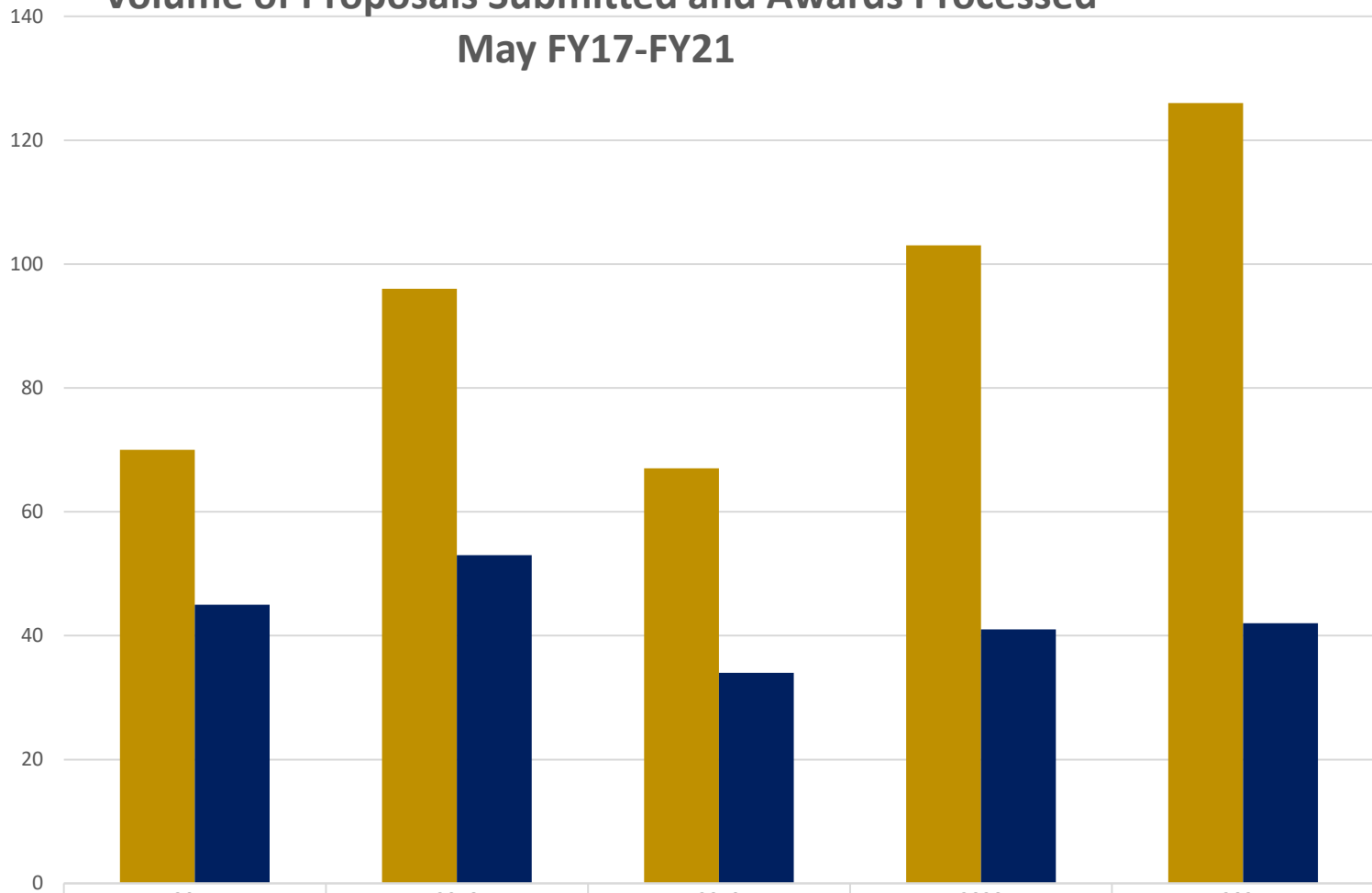


	2017	2018	2019	2020	2021
■ Direct (\$'s)	\$7,065,508	\$6,662,058	\$5,041,892	\$5,472,313	\$9,081,557
■ Indirect (\$'s)	\$1,858,794	\$1,961,309	\$1,743,062	\$1,811,604	\$1,770,067
■ Total Funding Total	\$8,924,302	\$8,623,367	\$6,784,954	\$7,283,917	\$10,851,624
■ Awards Processed	45	53	34	41	42

School of Nursing - Award Results

Volume of Proposals Submitted and Awards Processed

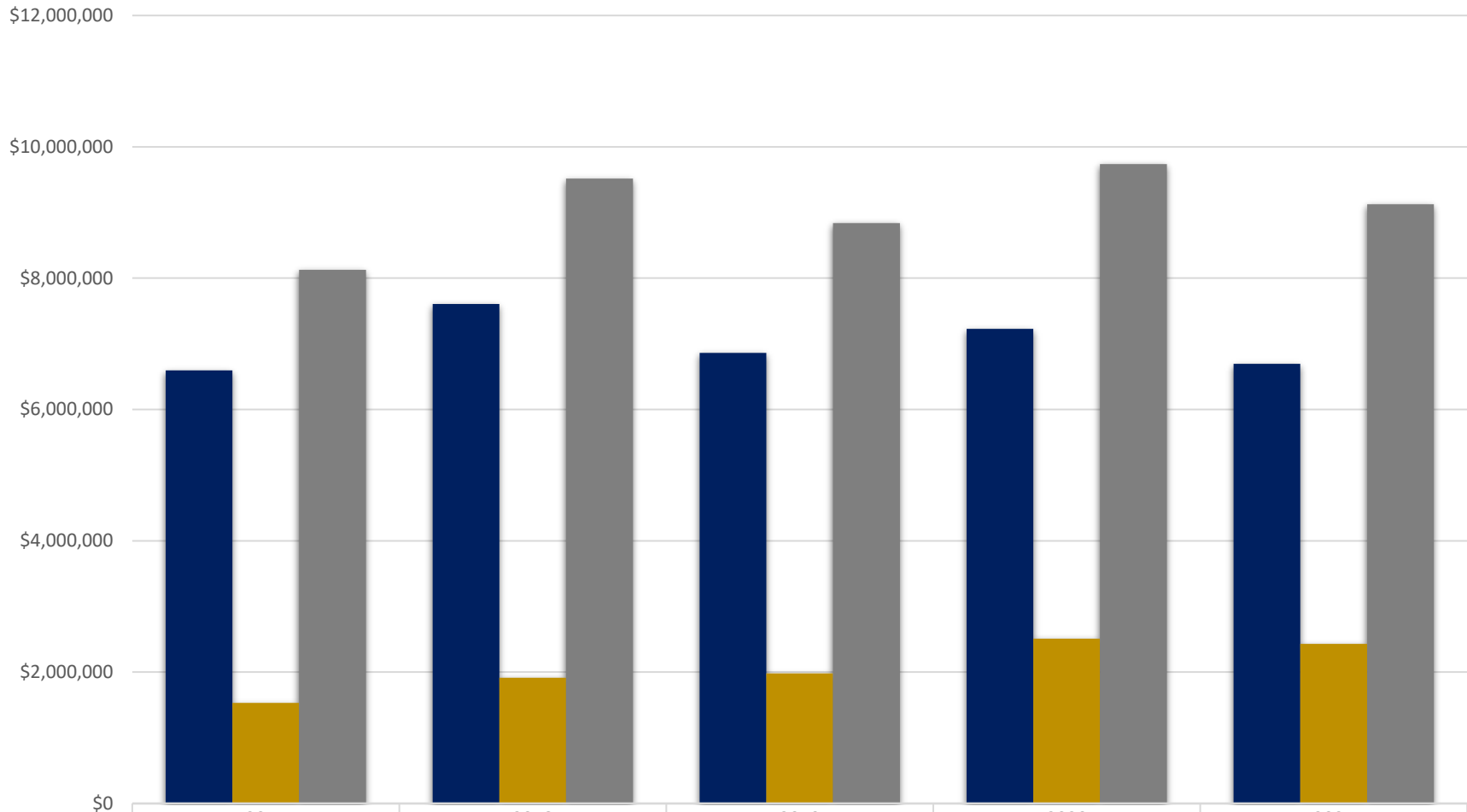
May FY17-FY21



■ Proposals Processed Count
 ■ Awards Processed

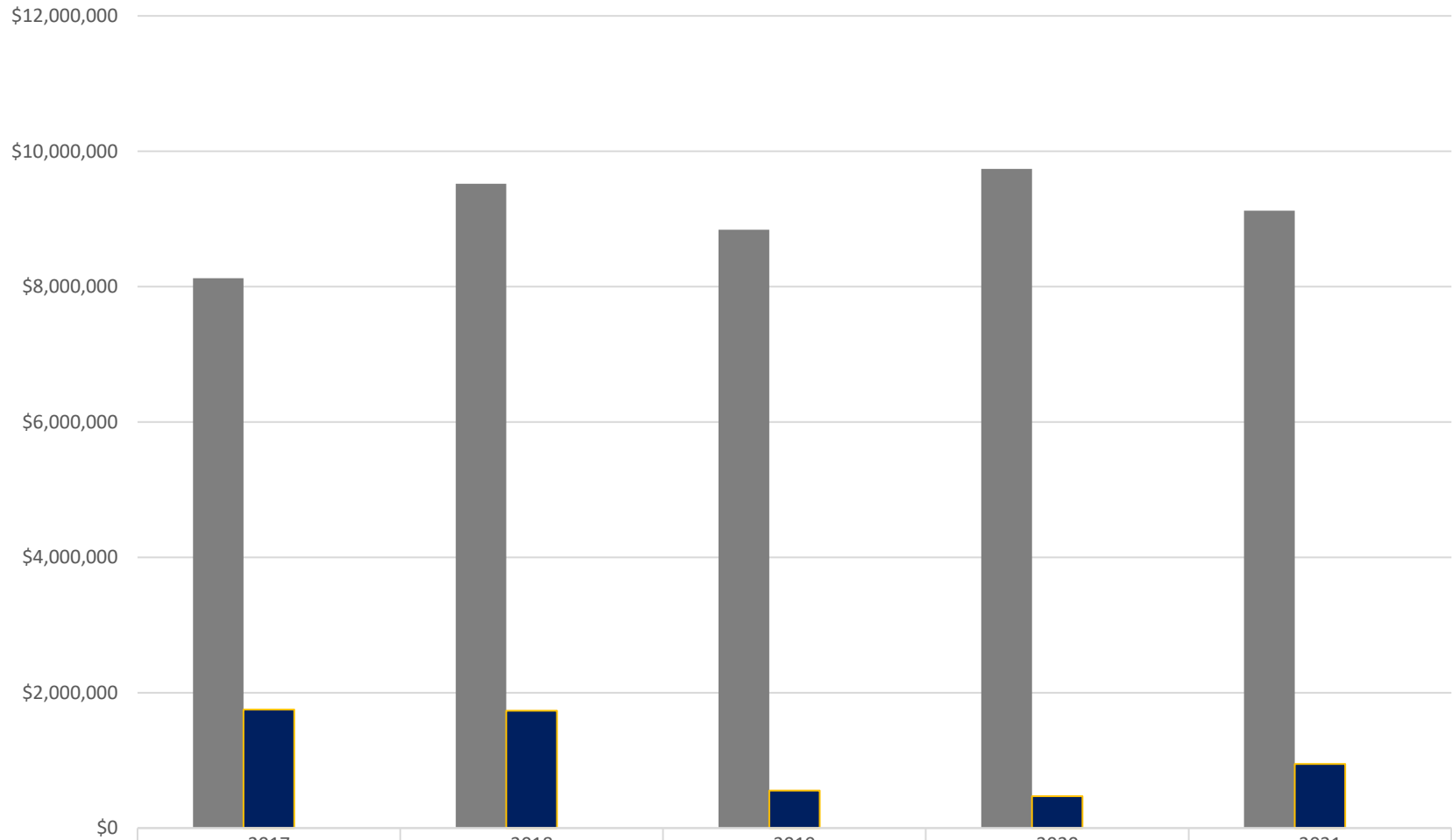
	2017	2018	2019	2020	2021
Proposals Processed Count	70	96	67	103	126
Awards Processed	45	53	34	41	42

School of Nursing - Sponsored Research Expenditures Direct, Indirect and Total May FY17-FY21



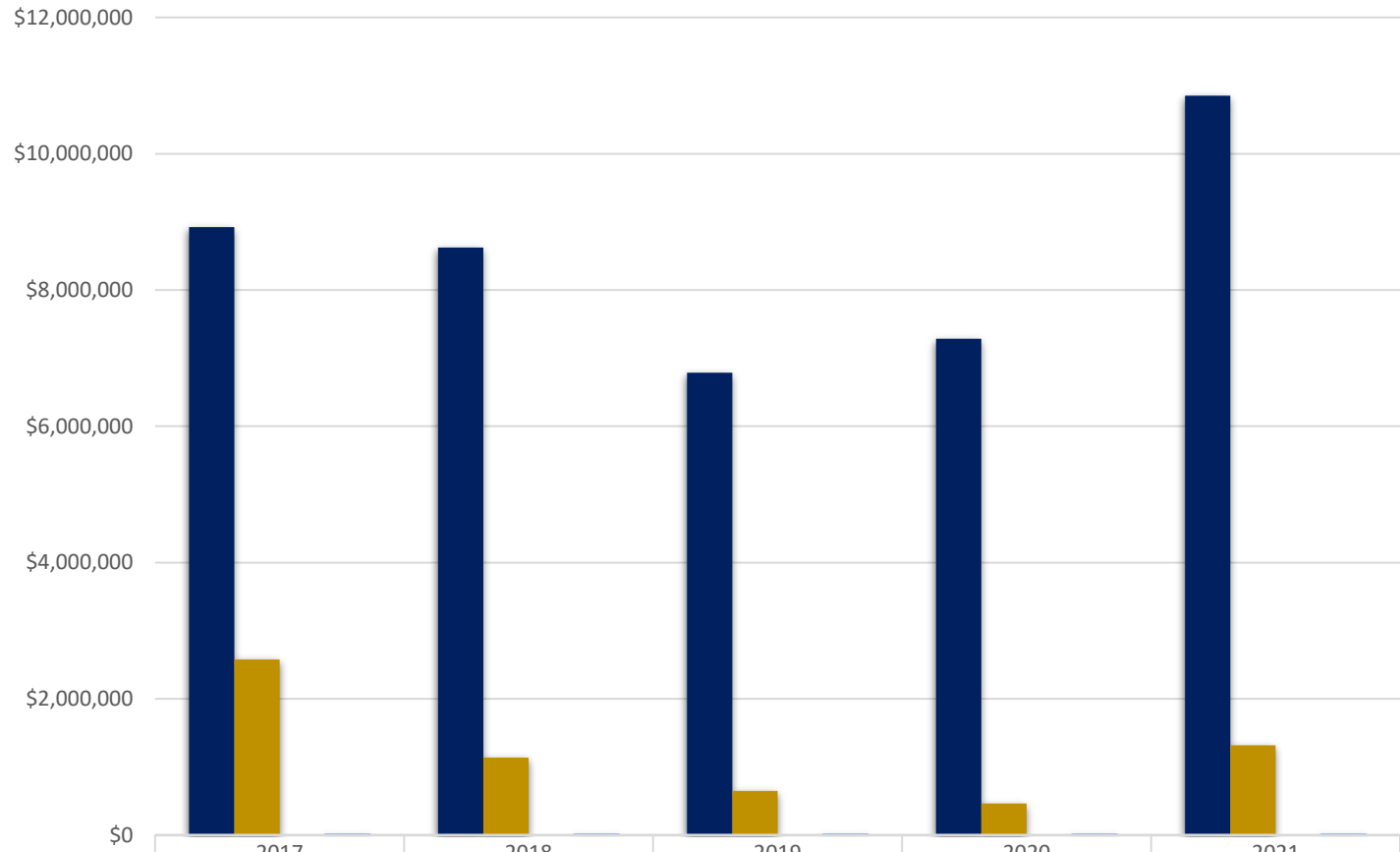
	2017	2018	2019	2020	2021
■ Direct (\$'s)	\$6,596,214	\$7,605,254	\$6,859,450	\$7,229,669	\$6,693,776
■ Indirect (\$'s)	\$1,529,657	\$1,912,494	\$1,979,183	\$2,507,590	\$2,430,118
■ Total Expenses	\$8,125,871	\$9,517,747	\$8,838,633	\$9,737,258	\$9,123,895

School of Nursing Sponsored Research Expenditures, Outgoing Sub-Awards May FY17-FY21



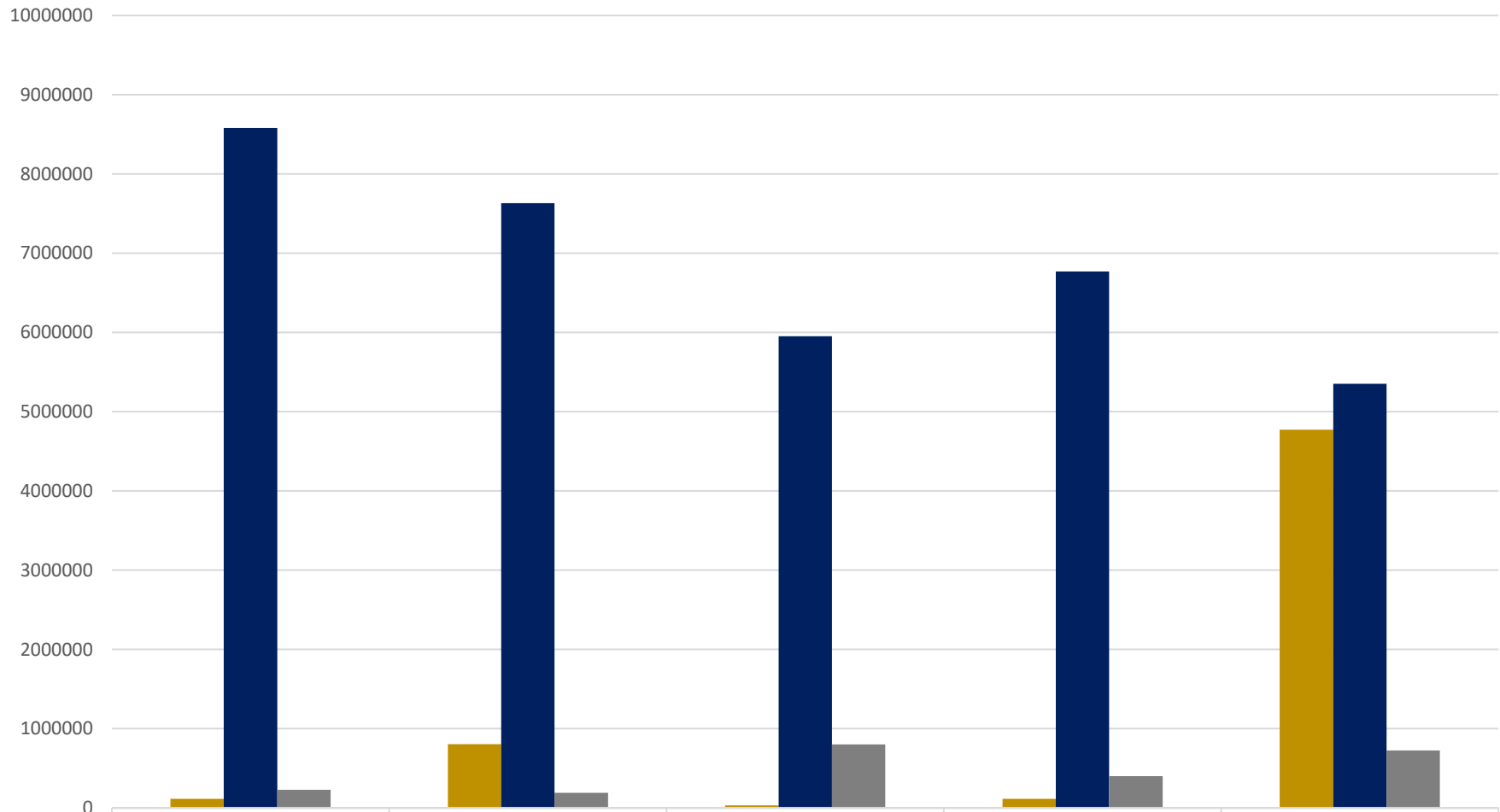
■ Total Expenses	\$8,125,871	\$9,517,747	\$8,838,633	\$9,737,258	\$9,123,895
■ Outgoing Sub-Awards	\$1,750,928	\$1,735,253	\$551,865	\$472,260	\$946,833
■ % of Expense Total	21.55%	18.23%	6.24%	4.85%	10.38%

School of Nursing Awards Incoming Sub-Awards Total Award Funding and Processed May FY17-FY21



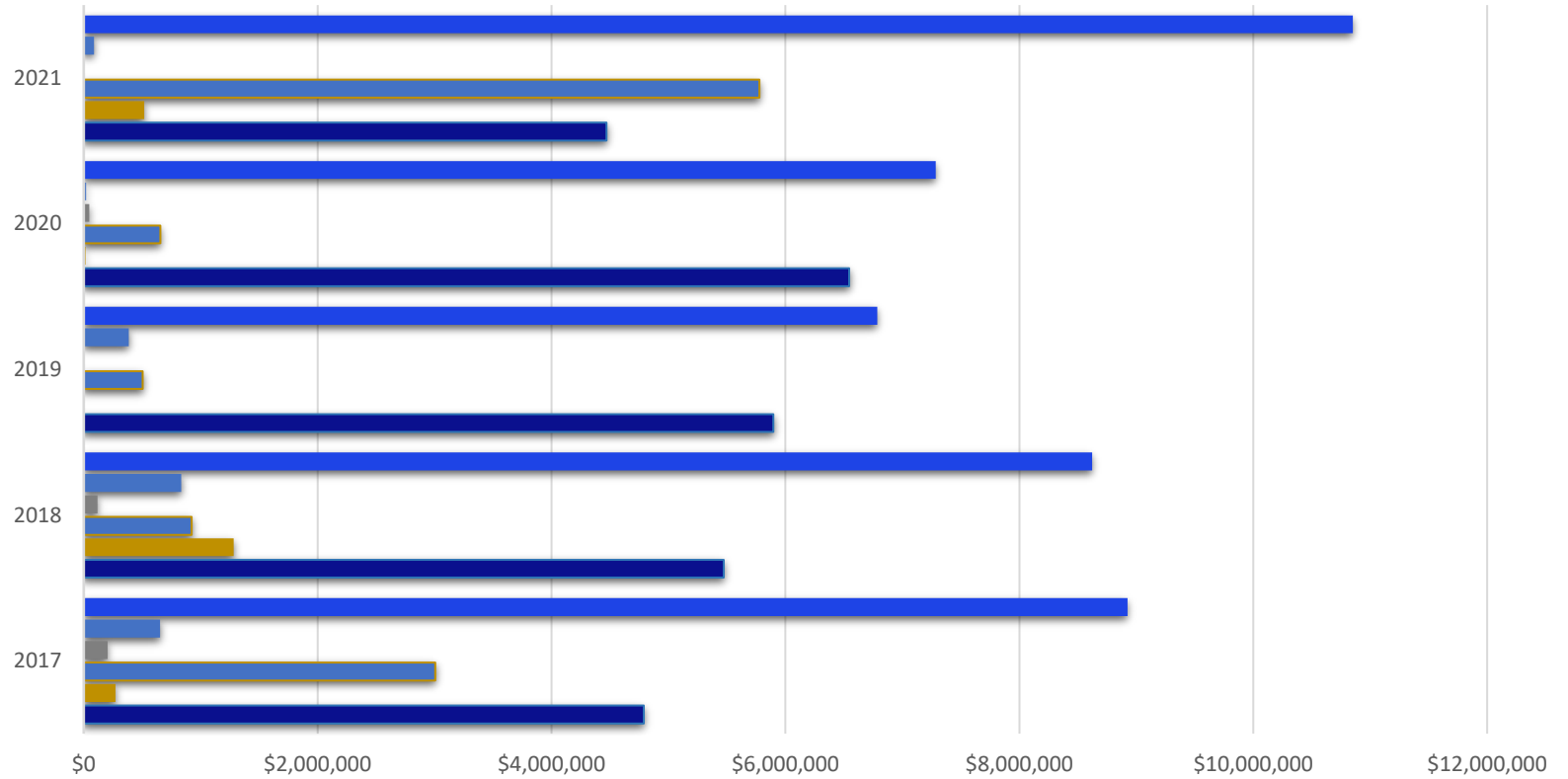
	2017	2018	2019	2020	2021
■ Total Award (Including Incoming Sub-Awards)	\$8,924,302	\$8,623,367	\$6,784,954	\$7,283,917	\$10,851,624
■ Total Incoming Sub-Awards	\$2,578,437	\$1,137,563	\$647,264	\$463,195	\$1,315,728
■ (Incoming Sub-Awards % of Total Award	28.89%	13.19%	9.54%	6.36%	12.12%
■ Awards Processed	45	53	34	41	42

School of Nursing Award Results by Research Type May FY17-FY21



	2017	2018	2019	2020	2021
Other	114186	\$803,641	30812	\$115,313	\$4,773,354
Research	\$8,579,858	\$7,630,522	\$5,951,771	\$6,768,645	\$5,352,836
Training	230258	\$189,204	\$802,371	399959	725434

School of Nursing Award Results by Sponsored Type May FY17-FY21



	2017	2018	2019	2020	2021
■ Total Funding Total Total	\$8,924,302	\$8,623,367	\$6,784,954	\$7,283,917	\$10,851,624
■ University	\$652,500	\$832,175	\$386,149	\$20,592	\$86,866
■ State	\$204,158	\$116,127		\$47,500	
■ Private	\$3,006,594	\$921,722	\$503,486	\$654,773	\$5,778,233
■ Foreign	271893	\$1,282,139		\$15,385	516043
■ Federal	\$4,789,157	\$5,471,204	\$5,895,319	\$6,545,667	\$4,470,482