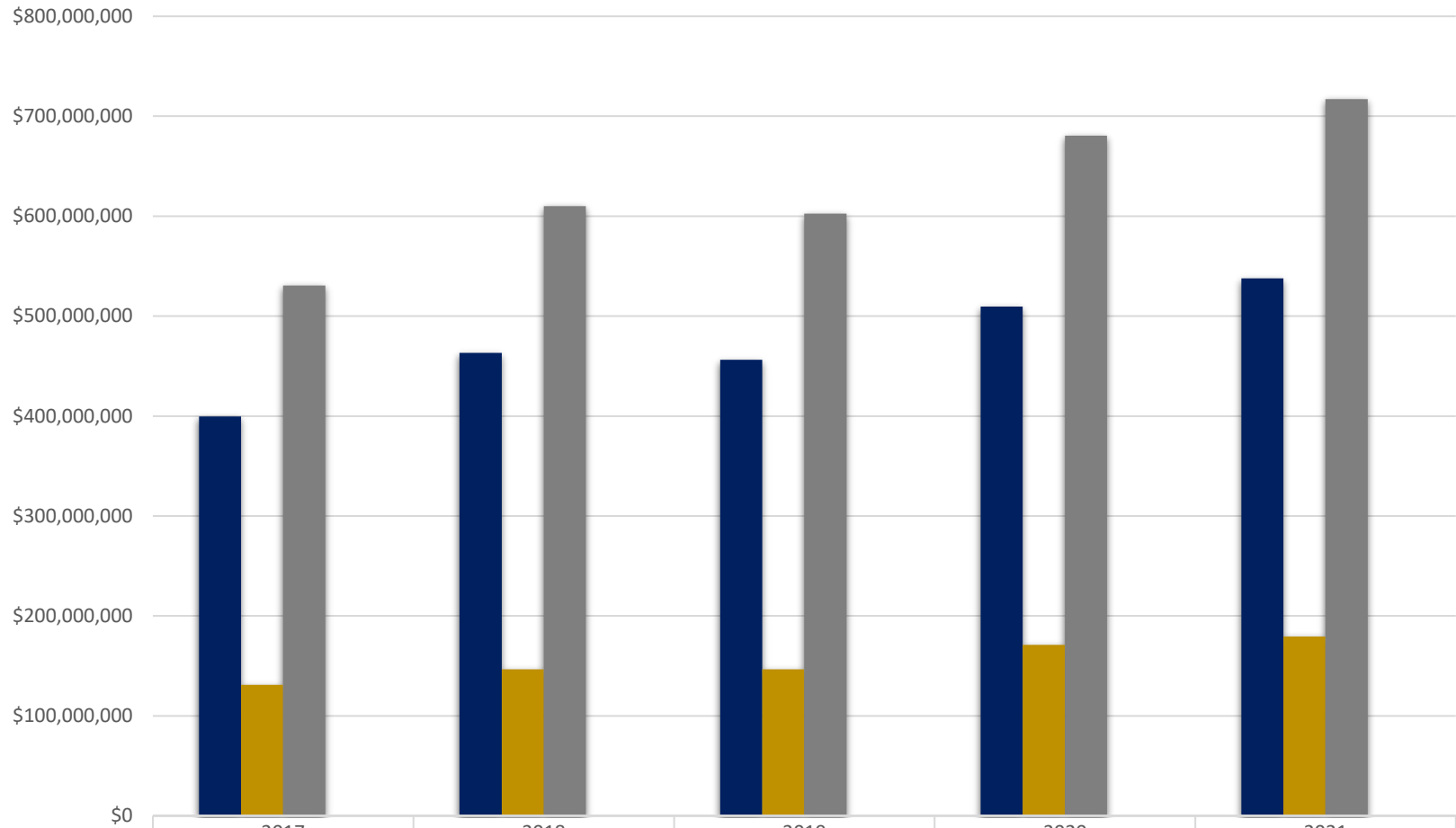


School of Medicine Proposals Submitted -Direct, Indirect and Total (\$'s) Processed May FY17-FY21

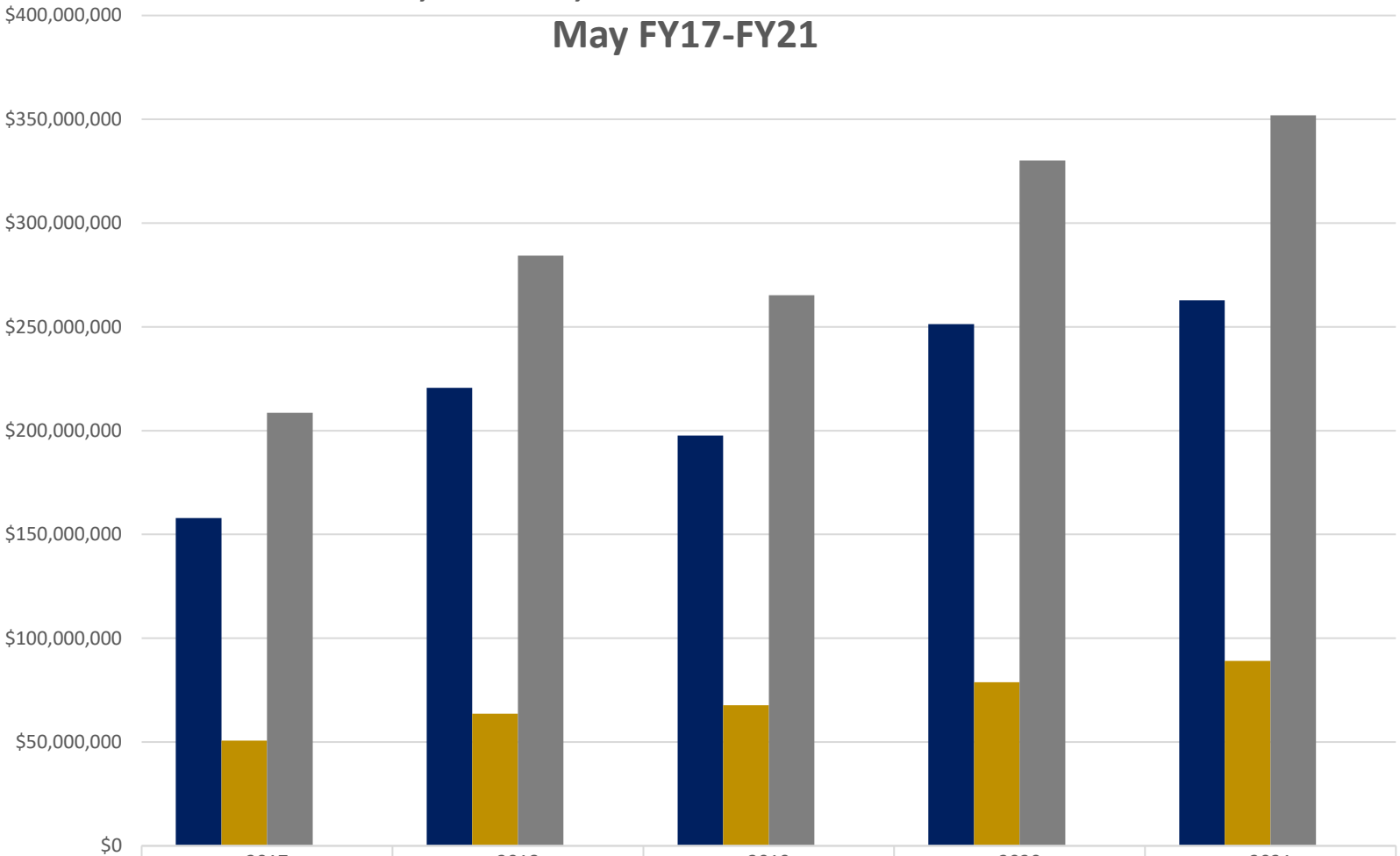


	2017	2018	2019	2020	2021
Direct Budget Amount	\$399,656,252	\$463,270,414	\$456,157,941	\$509,533,801	\$537,778,025
Indirect Budget Amount	\$130,911,973	\$146,677,774	\$146,485,431	\$171,086,968	\$179,314,552
Total Proposal	\$530,568,225	\$609,948,188	\$602,643,372	\$680,620,769	\$717,092,577
Proposals Processed Count	2205	2365	2291	2423	2502

School of Medicine- Award Results

Direct, Indirect, Total and Award Processed

May FY17-FY21

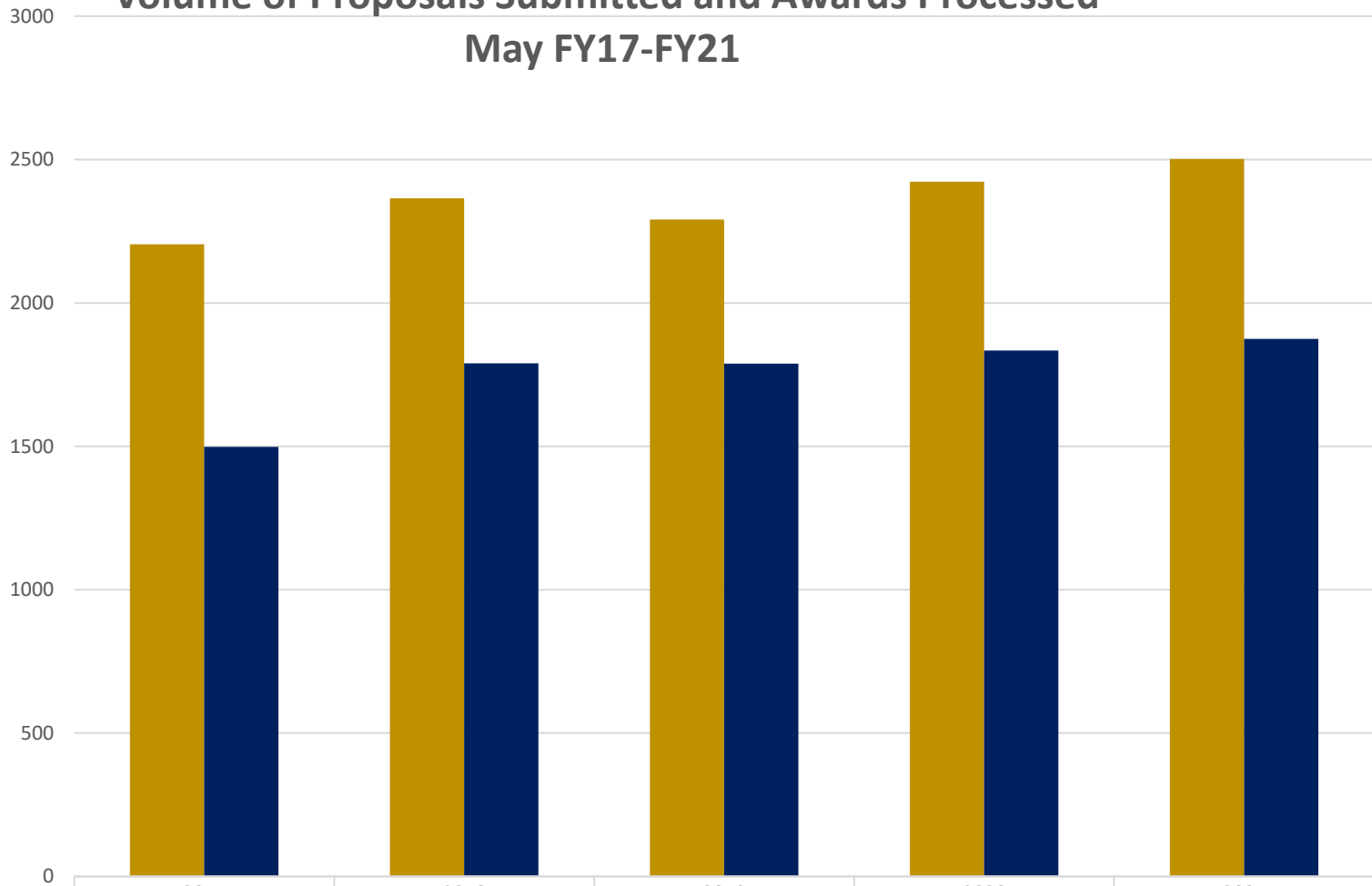


	2017	2018	2019	2020	2021
■ Direct (\$'s)	\$157,846,924	\$220,610,082	\$197,616,109	\$251,339,589	\$262,851,991
■ Indirect (\$'s)	\$50,713,784	\$63,639,962	\$67,676,935	\$78,778,130	\$89,065,235
■ Total Funding Total	\$208,560,707	\$284,250,045	\$265,293,044	\$330,117,719	\$351,917,226
■ Awards Processed	1498	1789	1788	1834	1875

School of Medicine - Award Results

Volume of Proposals Submitted and Awards Processed

May FY17-FY21



■ Proposals Processed Count

■ Awards Processed

2017

2018

2019

2020

2021

2205

2365

2291

2423

2502

1498

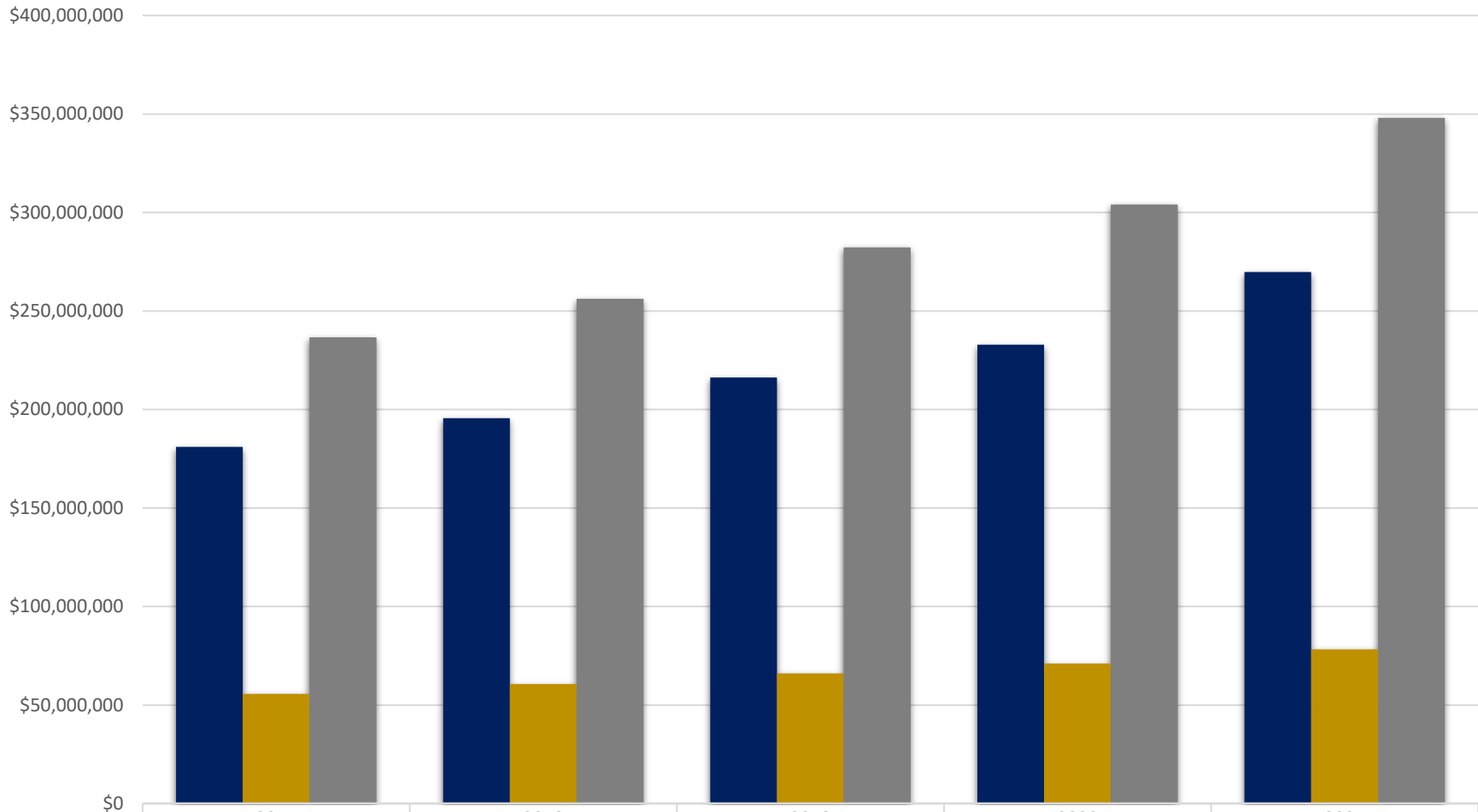
1789

1788

1834

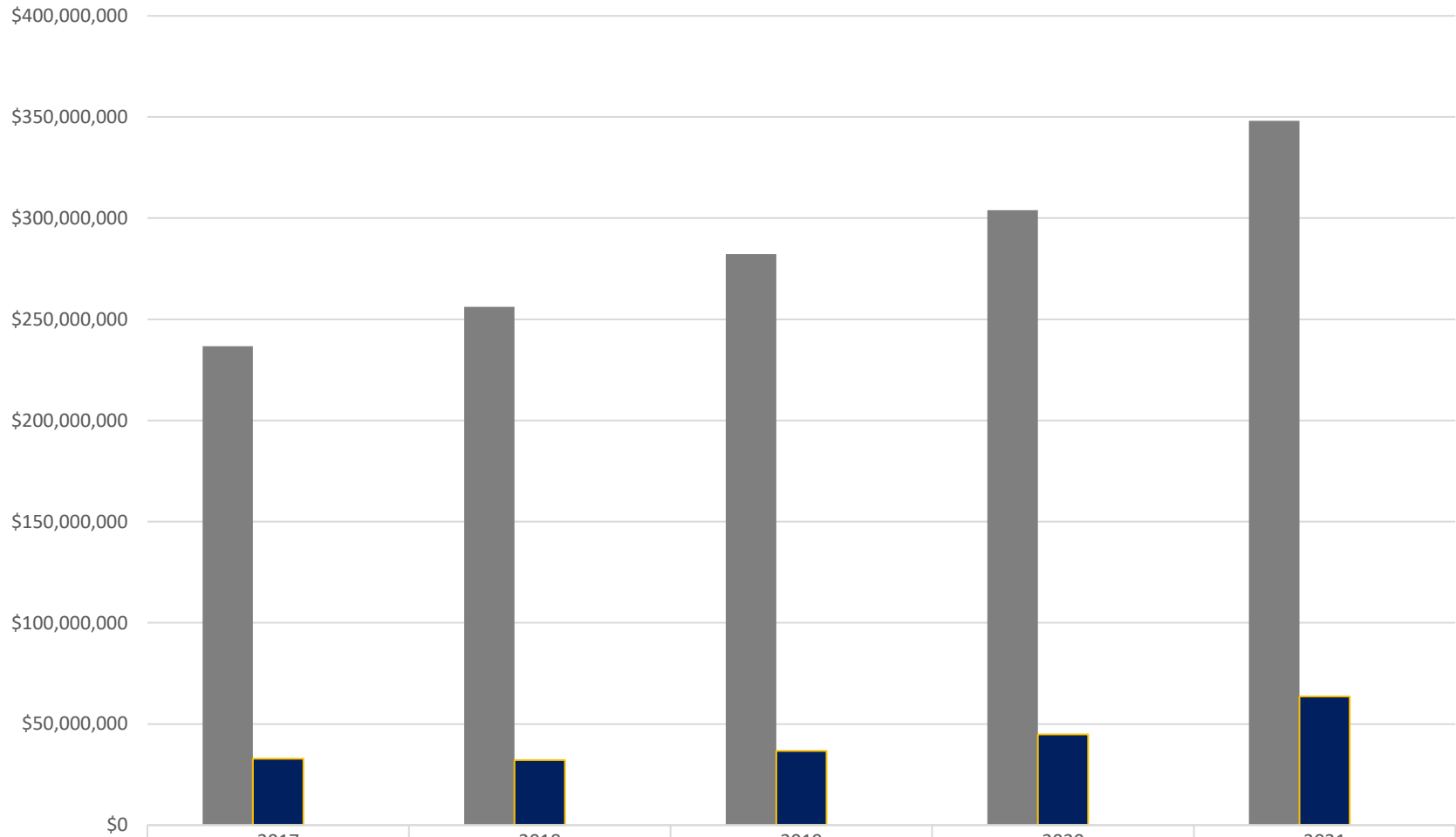
1875

School of Medicine- Sponsored Research Expenditures Direct, Indirect and Total May FY17-FY21



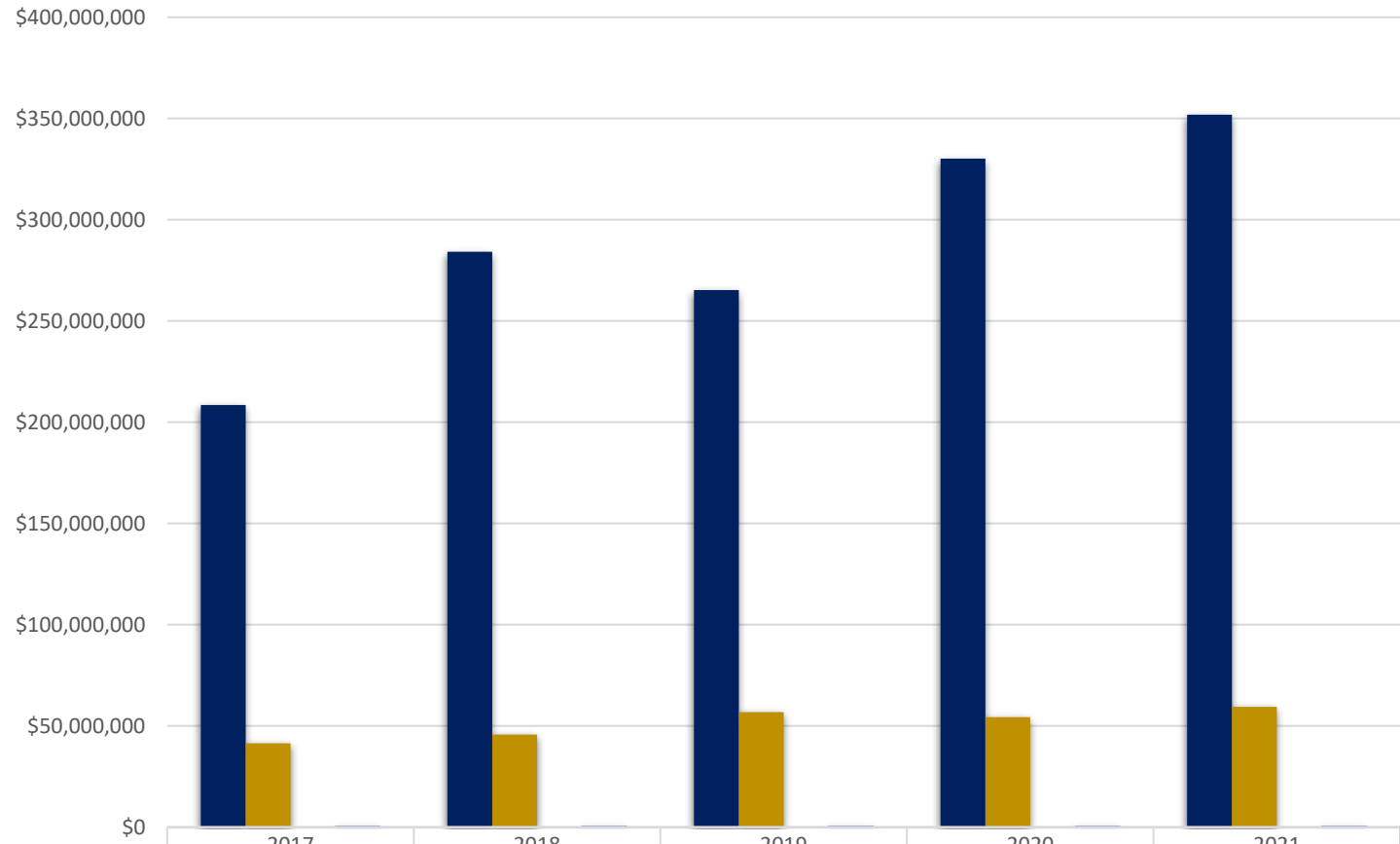
	2017	2018	2019	2020	2021
■ Direct (\$'s)	\$180,982,800	\$195,533,557	\$216,180,127	\$232,942,159	\$269,814,994
■ Indirect (\$'s)	\$55,673,608	\$60,637,127	\$66,013,716	\$71,050,272	\$78,222,795
■ Total Expenses	\$236,656,407	\$256,170,684	\$282,193,842	\$303,992,431	\$348,037,789

School of Medicine Sponsored Research Expenditures, Outgoing Sub-Awards May FY17-FY21



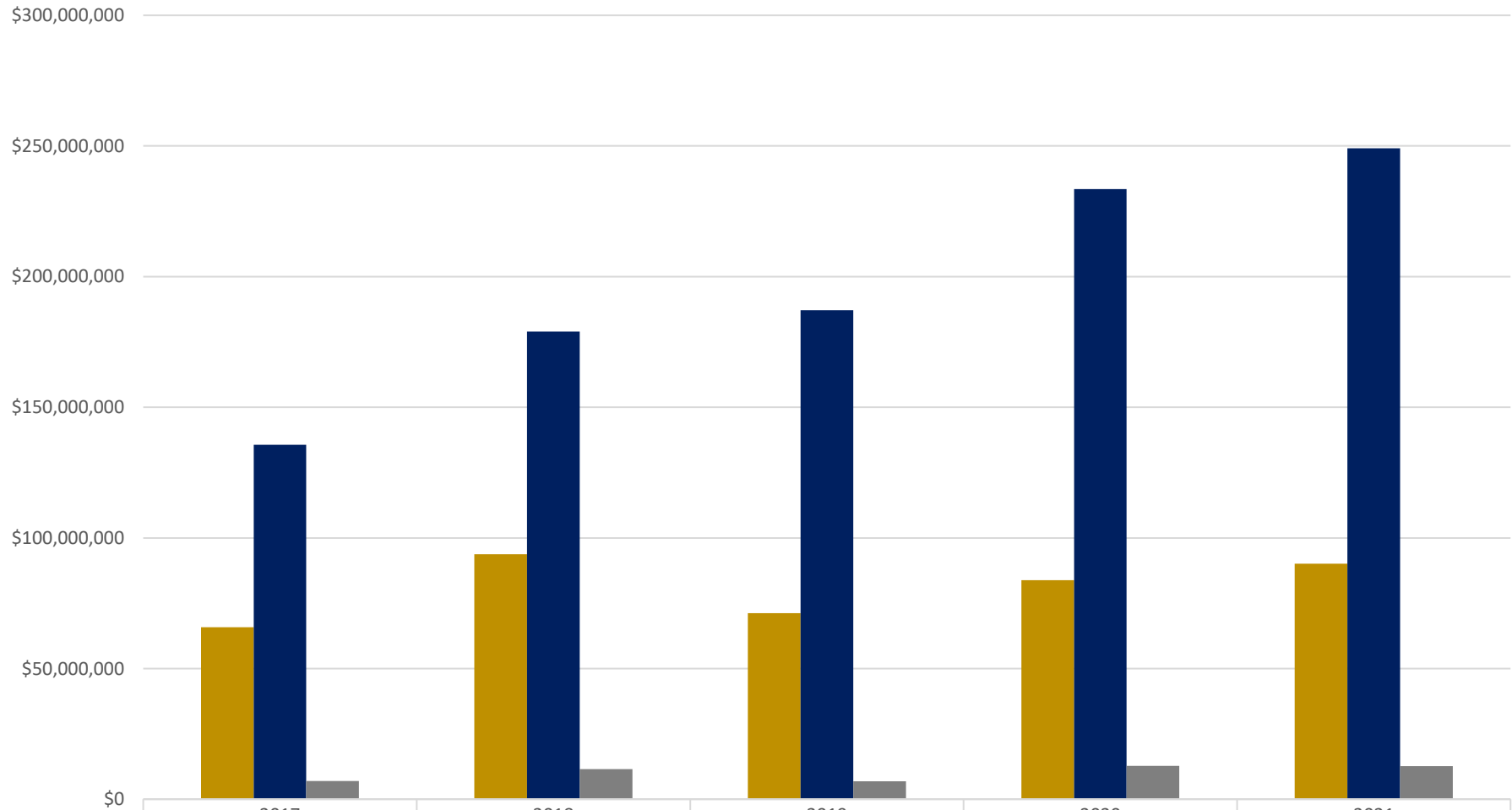
■ Total Expenses	\$236,656,407	\$256,170,684	\$282,193,842	\$303,992,431	\$348,037,789
■ Outgoing Sub-Awards	\$32,804,571	\$32,140,104	\$36,625,377	\$44,812,875	\$63,634,611
■ % of Expense Total	13.86%	12.55%	12.98%	14.74%	18.28%

School of Medicine Awards Incoming Sub-Awards Total Award Funding and Processed May FY17-FY21



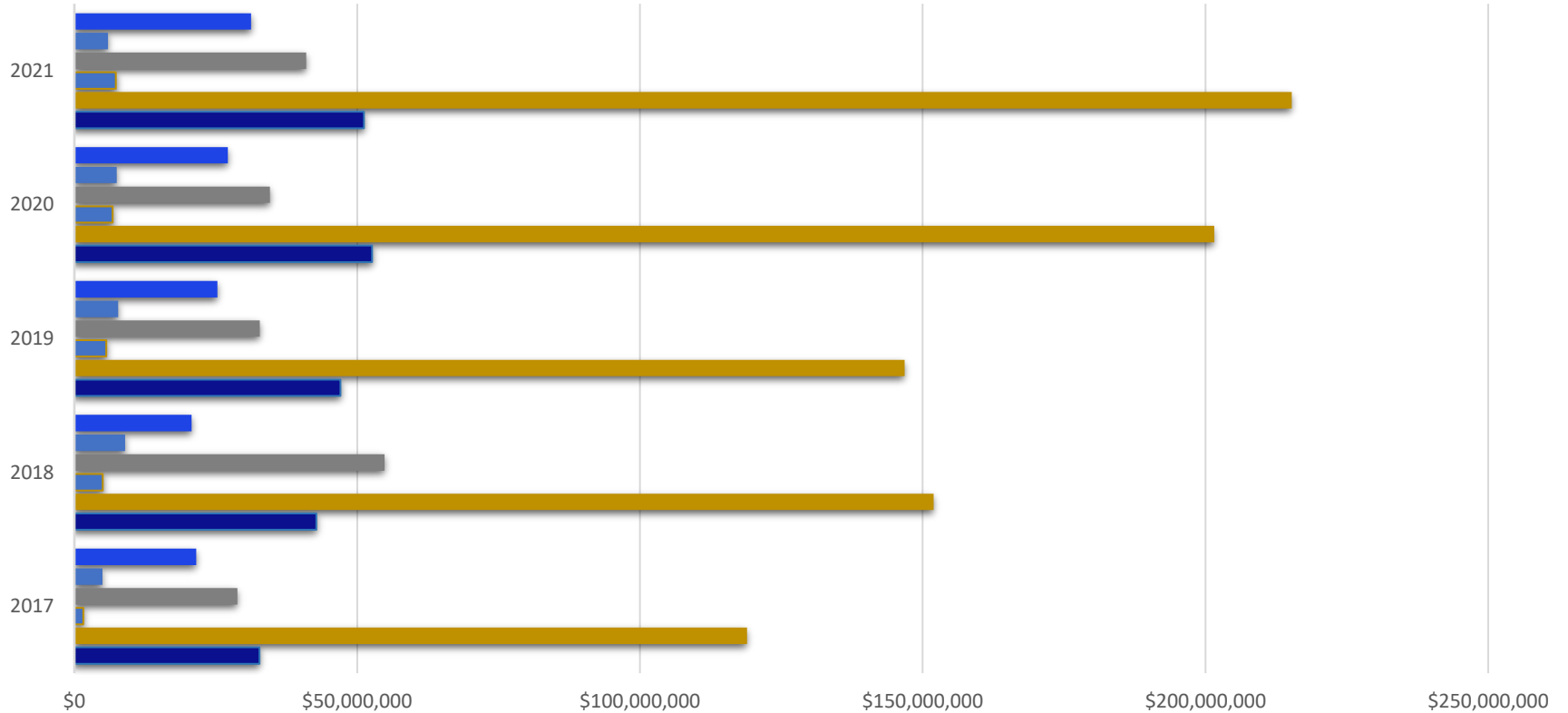
■ Total Award (Including Incoming Sub-Awards)	\$208,560,707	\$284,250,045	\$265,293,044	\$330,117,719	\$351,917,226
■ Total Incoming Sub-Awards	\$41,416,936	\$45,745,362	\$56,899,940	\$54,337,615	\$59,522,219
■ (Incoming Sub-Awards % of Total Award)	19.86%	16.09%	21.45%	16.46%	16.91%
■ Awards Processed	1498	1789	1788	1834	1875

School of Medicine Award Results by Research Type May FY17-FY21



	2017	2018	2019	2020	2021
Other	\$65,864,358	\$93,718,714	\$71,241,933	\$83,807,502	\$90,127,321
Research	\$135,682,841	\$178,991,573	\$187,157,844	\$233,533,225	\$249,121,561
Training	\$7,013,509	\$11,539,758	\$6,893,268	\$12,776,993	\$12,668,344

School of Medicine Award Results by Sponsored Type May FY17-FY21



	2017	2018	2019	2020	2021
■ University	\$21,526,107	\$20,721,959	\$25,291,948	\$27,136,235	\$31,233,304
■ State	\$4,951,538	\$8,956,139	\$7,734,846	\$7,503,924	\$5,927,572
■ Private	\$28,847,688	\$54,822,183	\$32,760,982	\$34,547,234	\$40,982,258
■ Foreign	\$1,579,641	\$5,015,608	\$5,655,564	\$6,749,742	\$7,315,785
■ Federal	\$118,939,389	\$151,952,248	\$146,809,401	\$201,532,829	\$215,239,960
■ Corporate	\$32,716,346	\$42,781,907	\$47,040,304	\$52,647,755	\$51,218,347