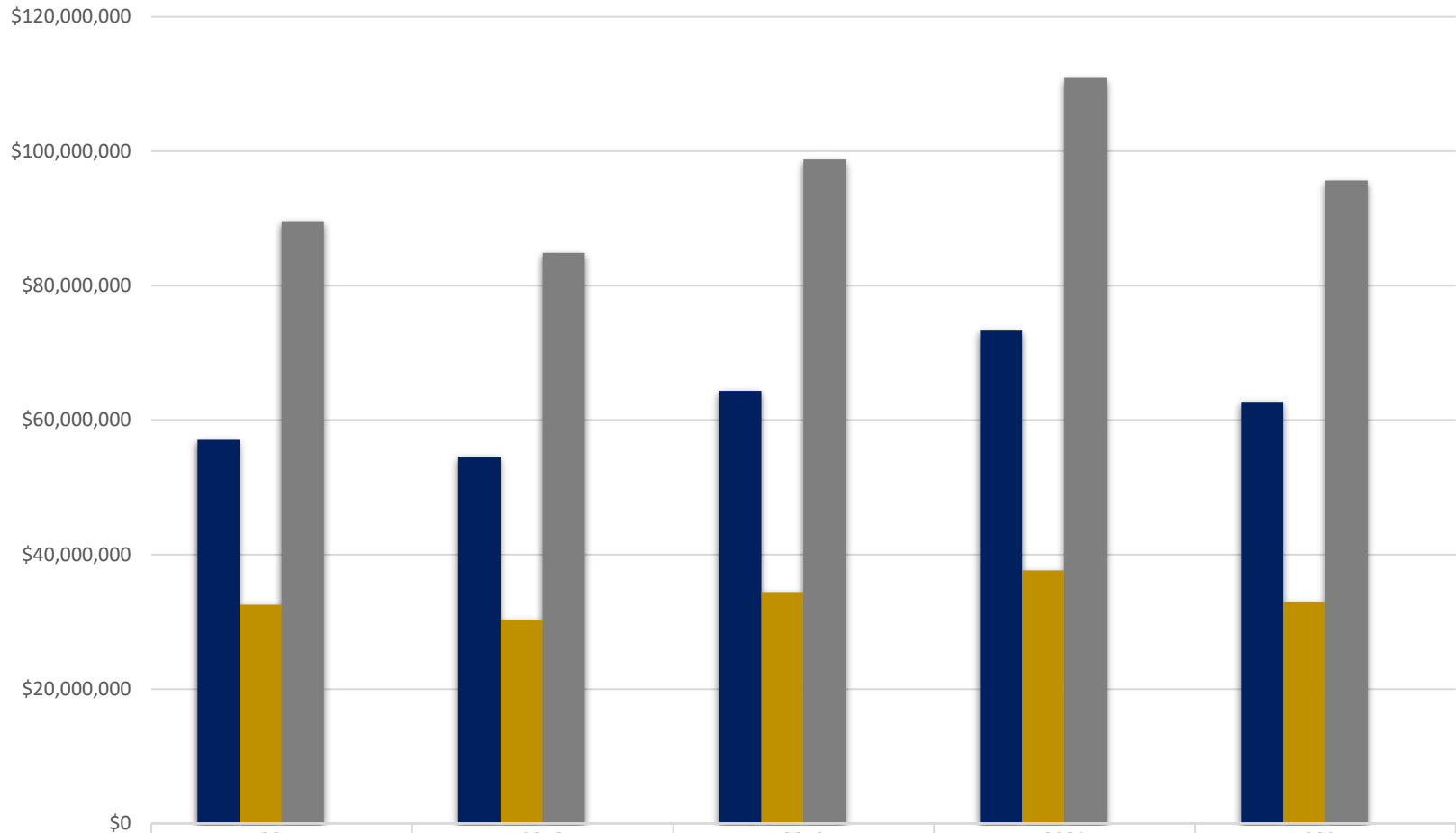


Yerkes Primate Center Proposals Submitted -Direct, Indirect and Total (\$'s) Processed May FY17-FY21

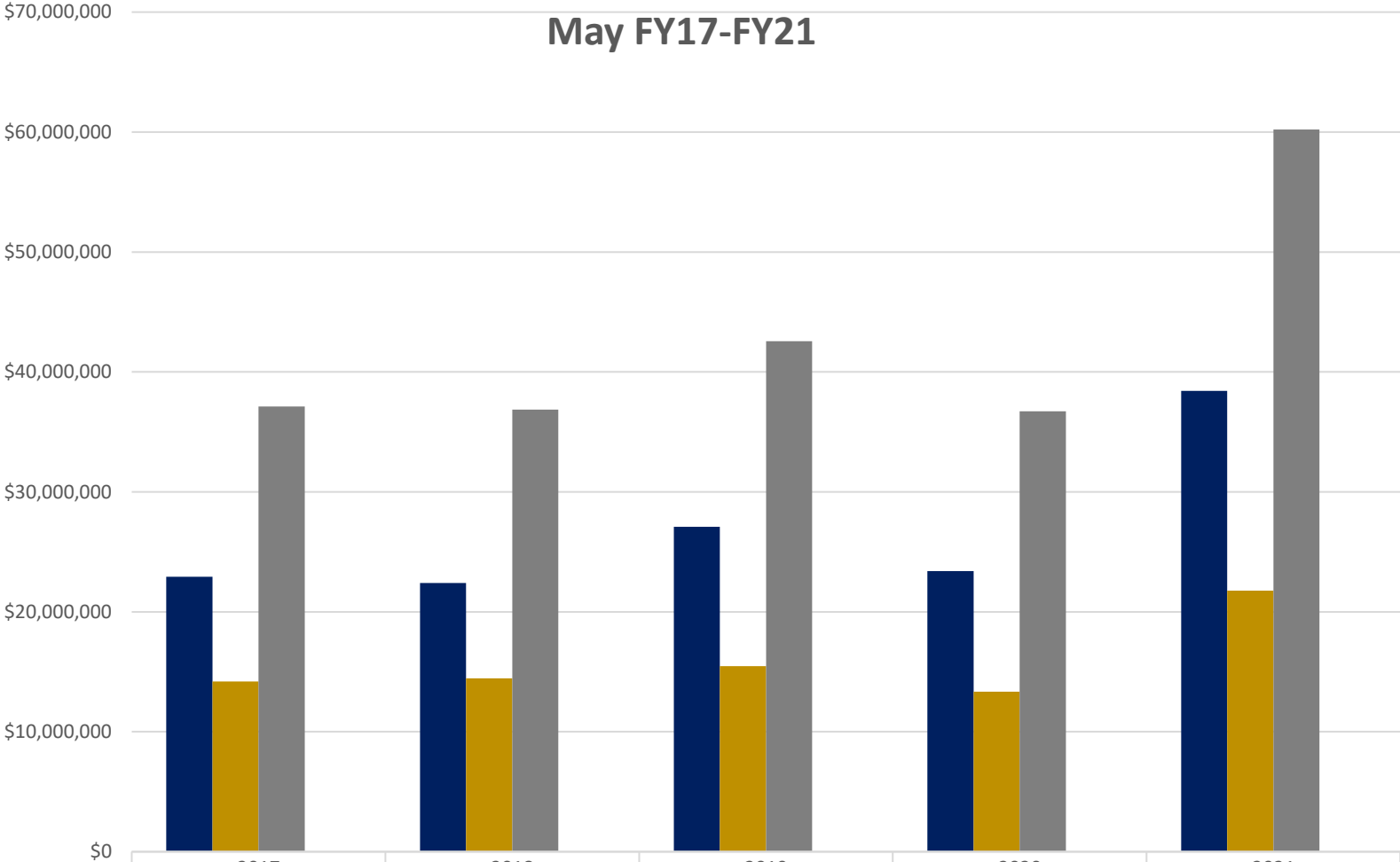


	2017	2018	2019	2020	2021
■ Direct Budget Amount	\$57,073,003	\$54,592,796	\$64,333,163	\$73,294,620	\$62,704,461
■ Indirect Budget Amount	\$32,533,825	\$30,288,390	\$34,429,224	\$37,622,311	\$32,924,694
■ Total Proposal	\$89,606,828	\$84,881,186	\$98,762,387	\$110,916,931	\$95,629,155
■ Proposals Processed Count	166	144	165	173	169

Yerkes Primate Center - Award Results

Direct, Indirect, Total and Award Processed

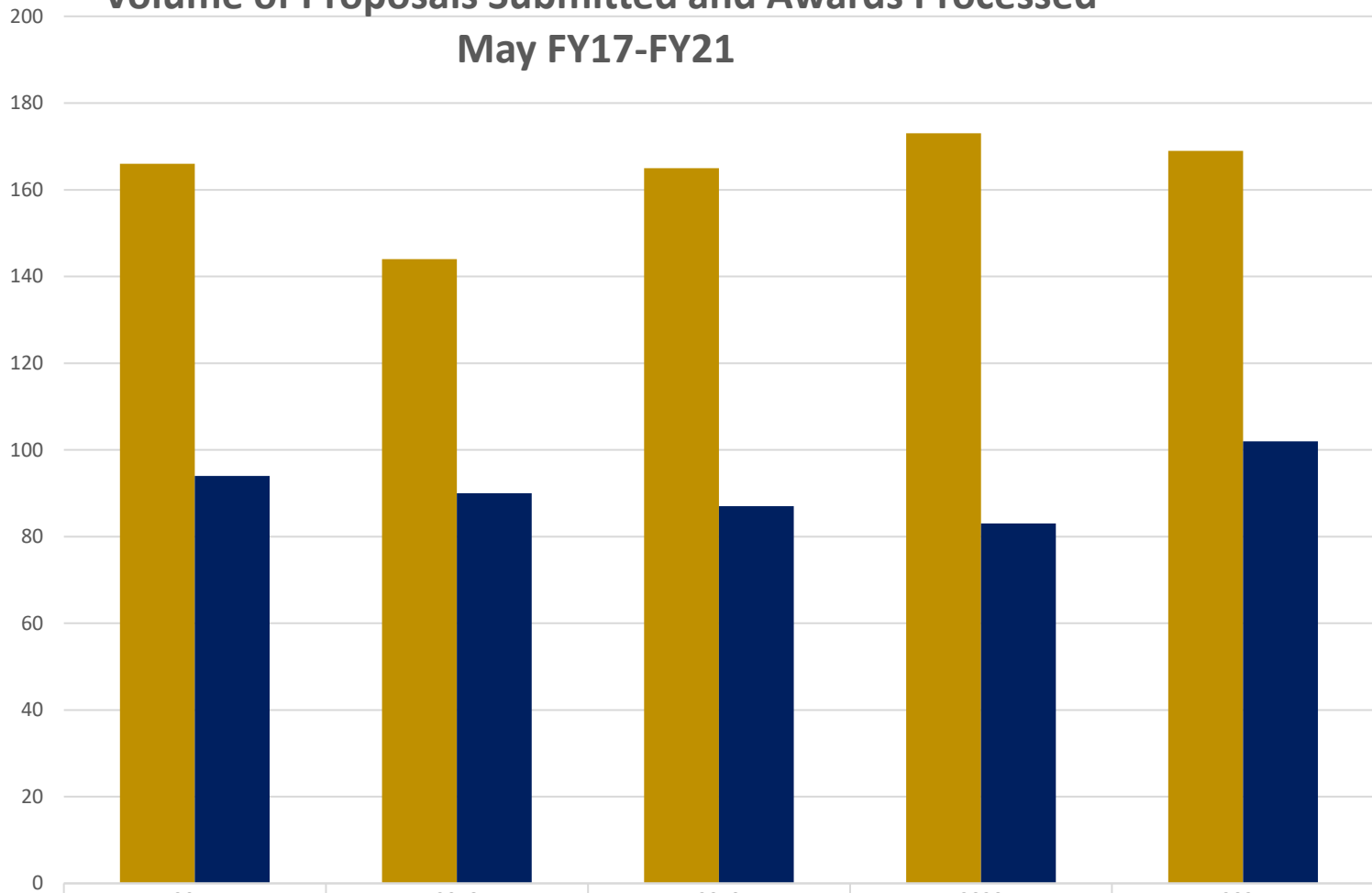
May FY17-FY21



	2017	2018	2019	2020	2021
■ Direct (\$'s)	\$22,932,834	\$22,411,984	\$27,092,192	\$23,385,405	\$38,429,276
■ Indirect (\$'s)	\$14,189,851	\$14,450,635	\$15,469,162	\$13,329,497	\$21,773,697
■ Total Funding Total	\$37,122,685	\$36,862,618	\$42,561,354	\$36,714,901	\$60,202,974
■ Awards Processed	94	90	87	83	102

Yerkes Primate Center - Award Results

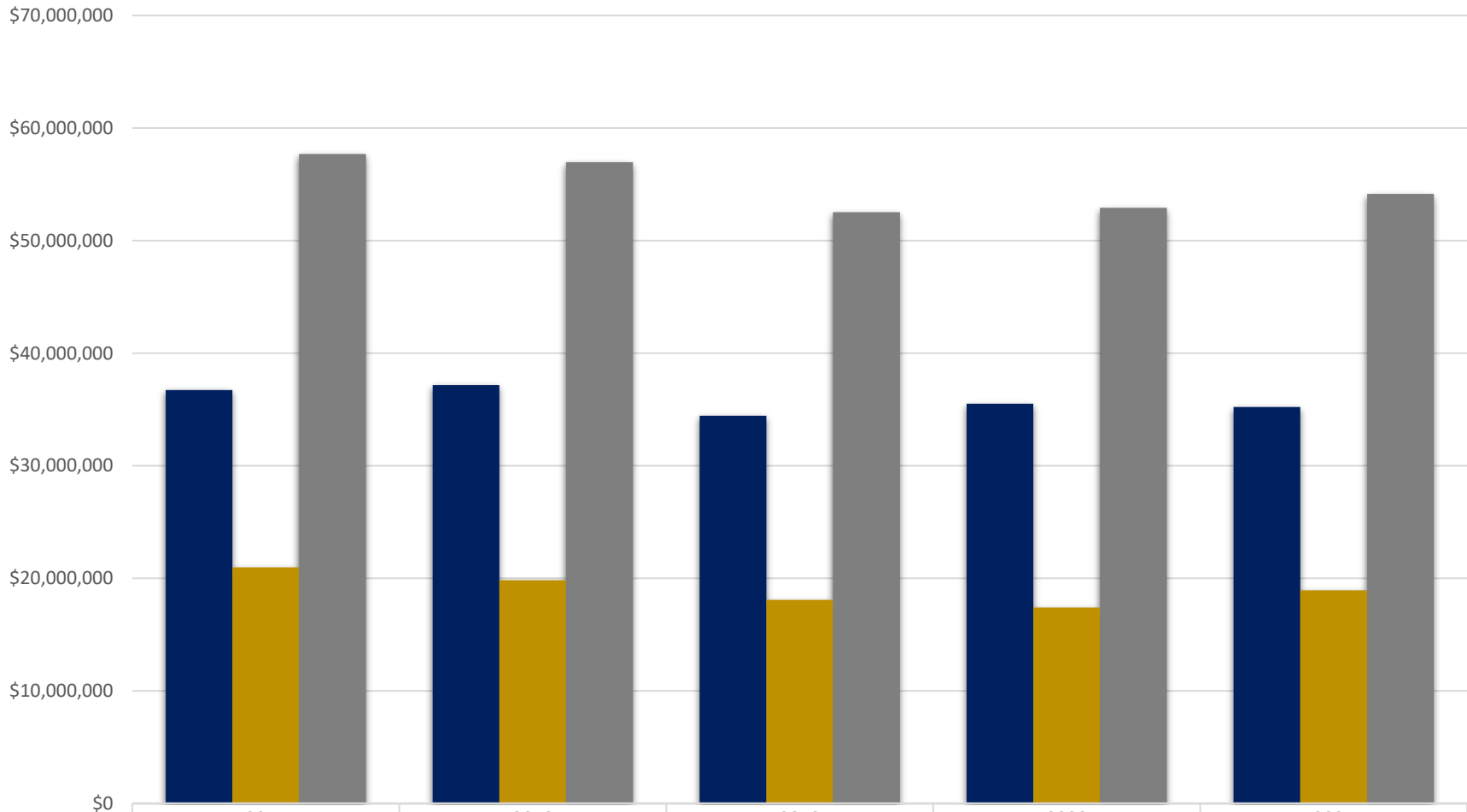
Volume of Proposals Submitted and Awards Processed May FY17-FY21



■ Proposals Processed Count
■ Awards Processed

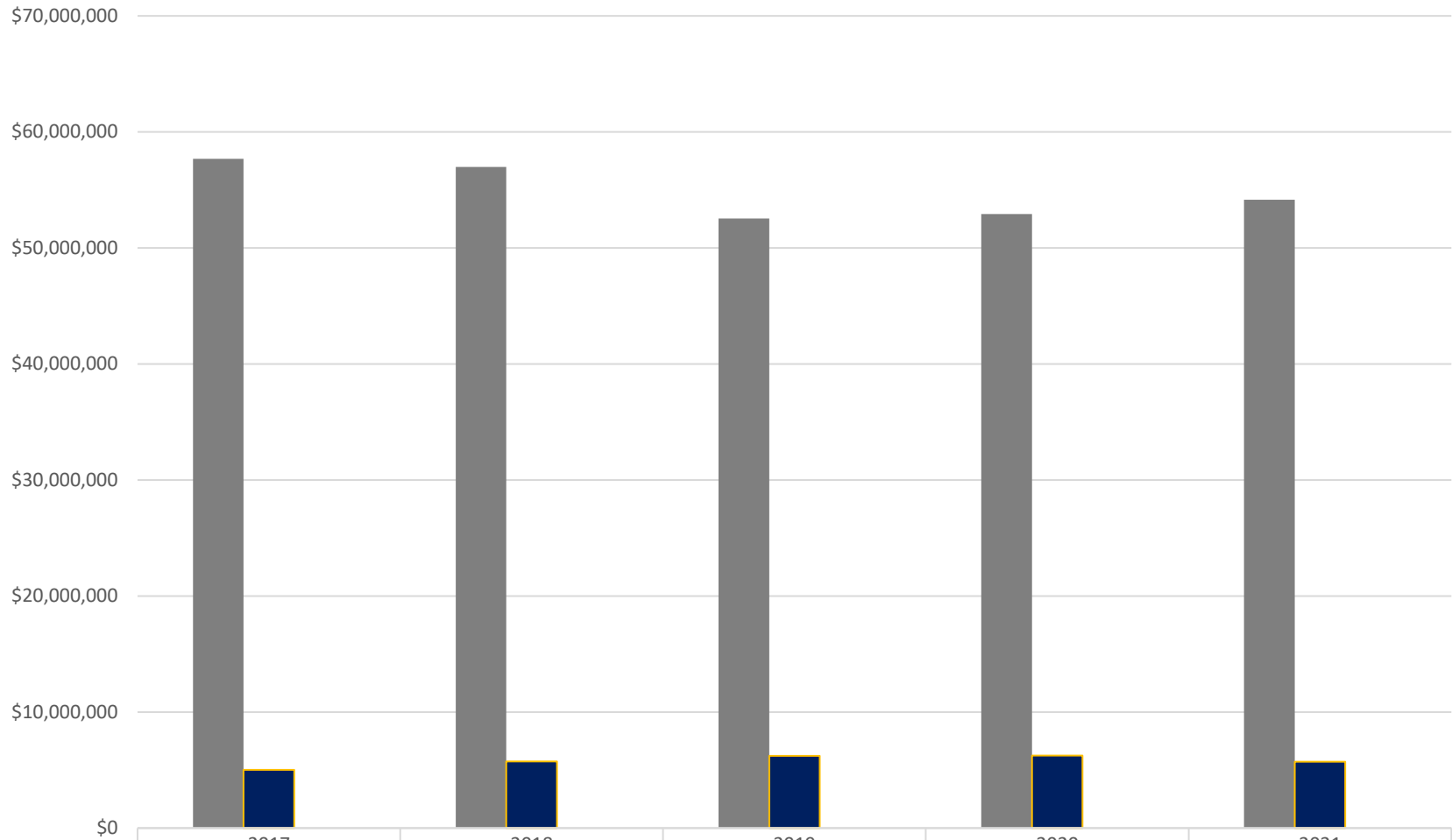
	2017	2018	2019	2020	2021
Proposals Processed Count	166	144	165	173	169
Awards Processed	94	90	87	83	102

Yerkes Primate Center - Sponsored Research Expenditures Direct, Indirect and Total May FY17-FY21



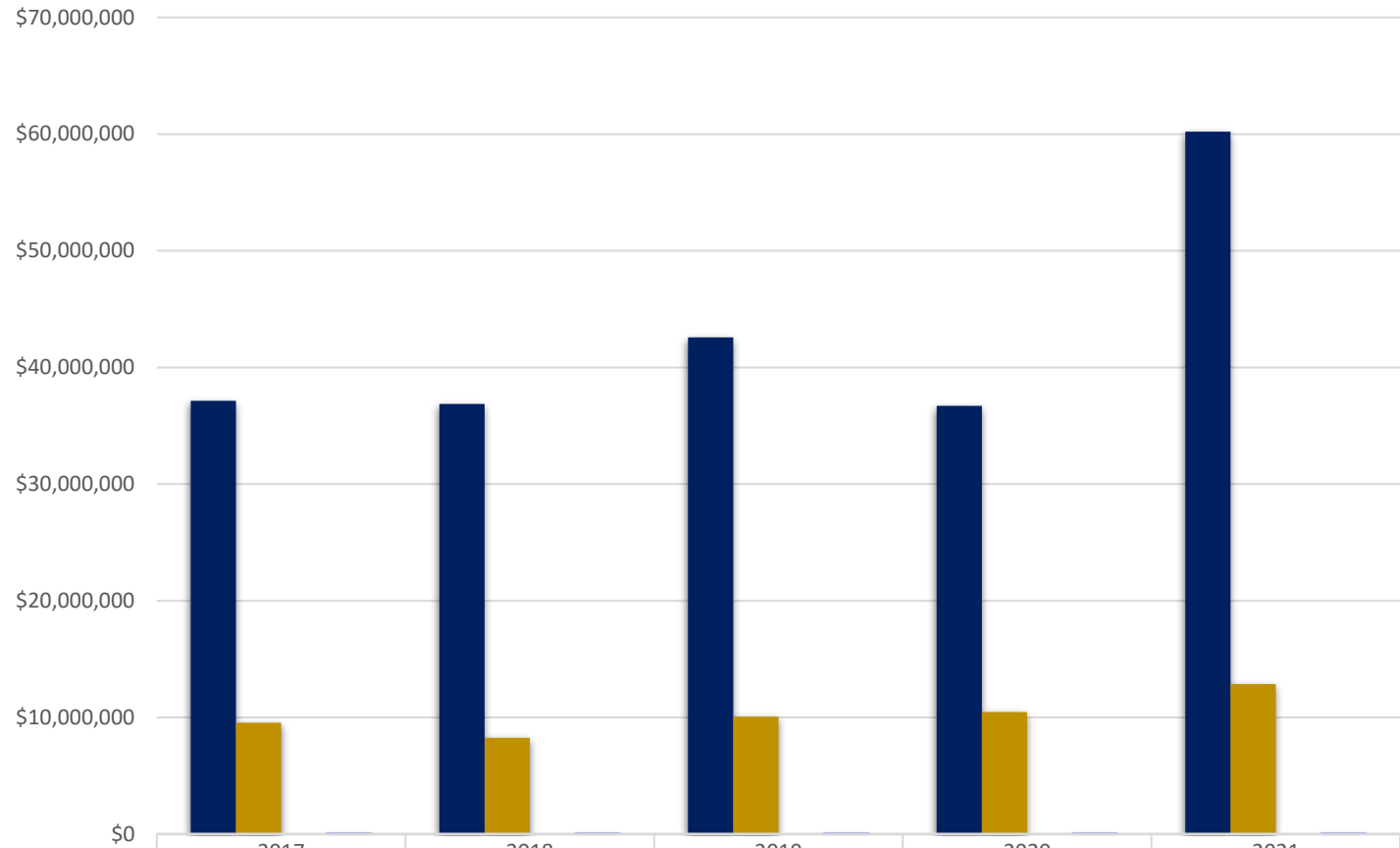
■ Direct (\$'s)	\$36,714,491	\$37,157,977	\$34,437,656	\$35,508,493	\$35,230,207
■ Indirect (\$'s)	\$20,973,271	\$19,821,211	\$18,089,847	\$17,406,726	\$18,926,577
■ Total Expenses	\$57,687,762	\$56,979,188	\$52,527,503	\$52,915,219	\$54,156,785

Yerkes Primate Center Sponsored Research Expenditures, Outgoing Sub-Awards May FY17-FY21



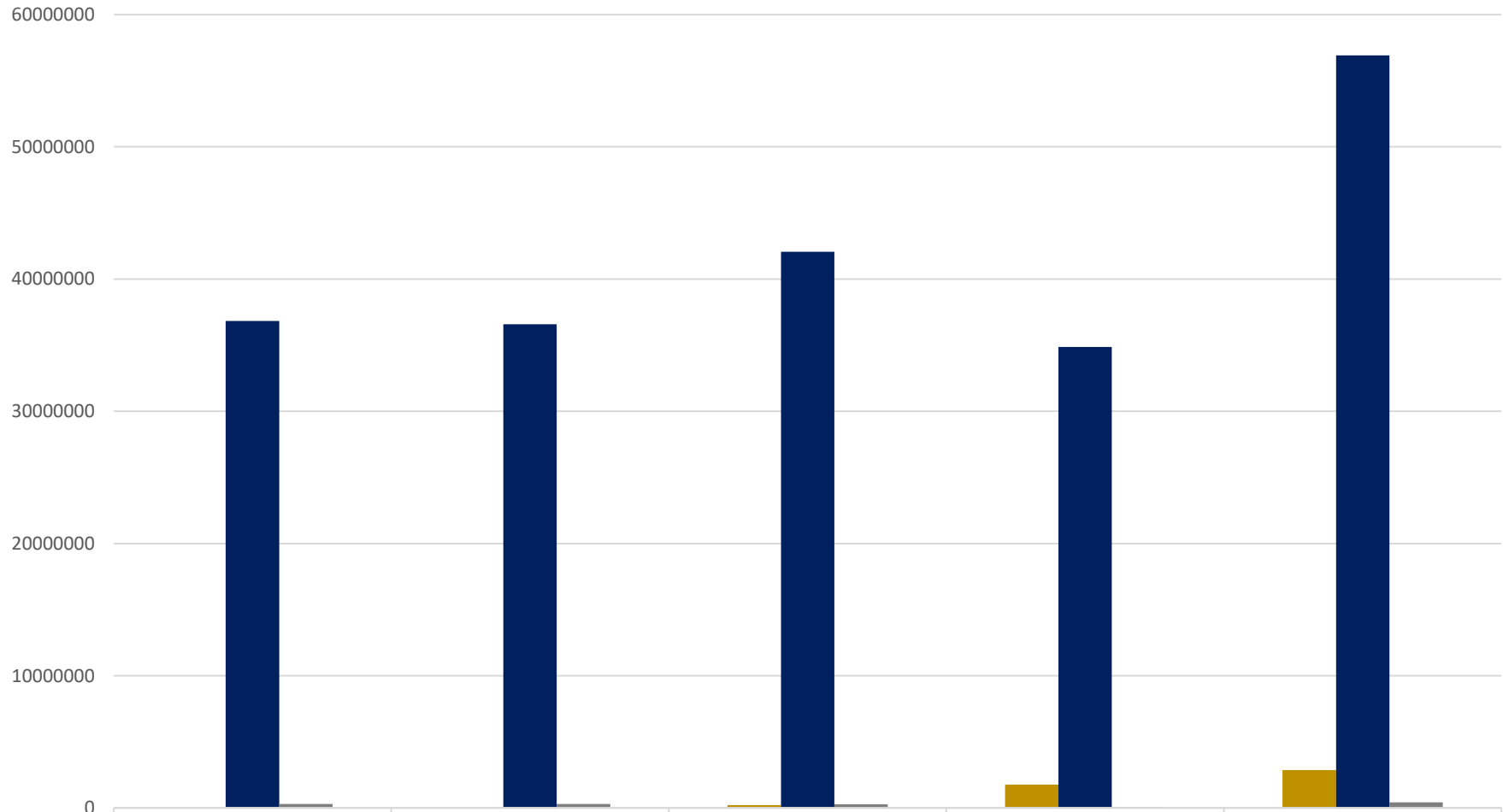
■ Total Expenses	\$57,687,762	\$56,979,188	\$52,527,503	\$52,915,219	\$54,156,785
■ Outgoing Sub-Awards	\$5,028,426	\$5,745,681	\$6,215,232	\$6,256,000	\$5,723,480
■ % of Expense Total	8.72%	10.08%	11.83%	11.82%	10.57%

Yerkes Primate Center Awards Incoming Sub-Awards Total Award Funding and Processed May FY17-FY21



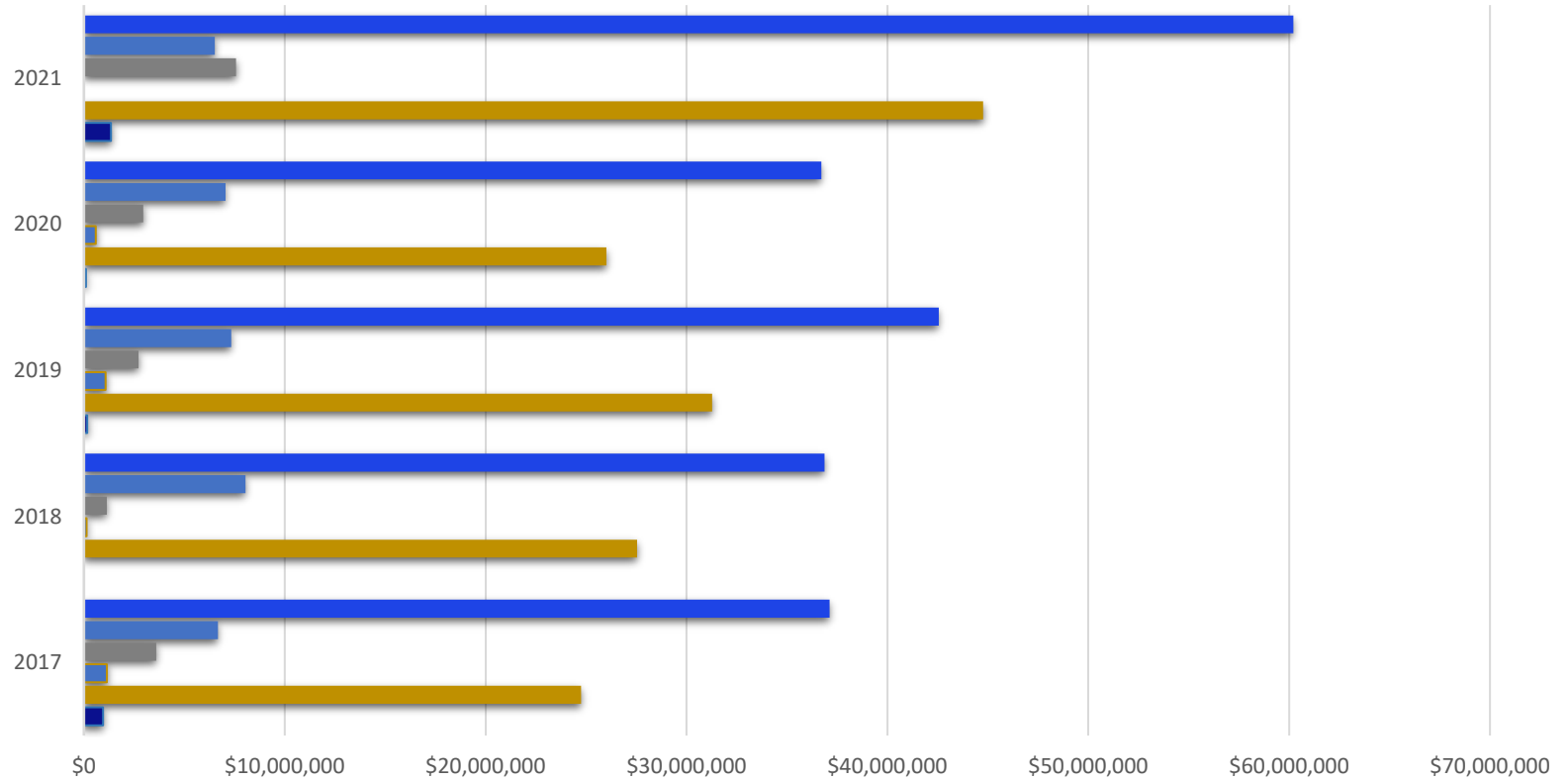
■ Total Award (Including Incoming Sub-Awards)	\$37,122,685	\$36,862,618	\$42,561,354	\$36,714,901	\$60,202,974
■ Total Incoming Sub-Awards	\$9,549,547	\$8,239,078	\$10,047,160	\$10,455,967	\$12,856,598
■ (Incoming Sub-Awards % of Total Award)	25.72%	22.35%	23.61%	28.48%	21.36%
■ Awards Processed	94	90	87	83	102

Yerkes Primate Center Award Results by Research Type May FY17-FY21



Other			213026	\$1,774,011	\$2,870,400
Research	\$36,827,004	\$36,573,959	\$42,064,681	\$34,865,149	\$56,911,363
Training	\$295,681	\$288,659	\$283,647	75741	\$421,211

Yerkes Primate Center Award Results by Sponsored Type May FY17-FY21



	2017	2018	2019	2020	2021
■ Total Funding Total Total	\$37,122,685	\$36,862,618	\$42,561,354	\$36,714,901	\$60,202,974
■ University	\$6,673,938	\$8,047,376	\$7,341,928	\$7,050,413	\$6,523,684
■ Private	\$3,604,976	\$1,140,489	\$2,716,527	\$2,958,670	\$7,565,626
■ Foreign	\$1,133,863	\$135,081	\$1,074,372	\$593,536	
■ Federal	\$24,753,095	\$27,539,672	\$31,271,511	\$26,015,436	\$44,772,877
■ Corporate	\$956,813	\$0	157016	\$96,846	\$1,340,788