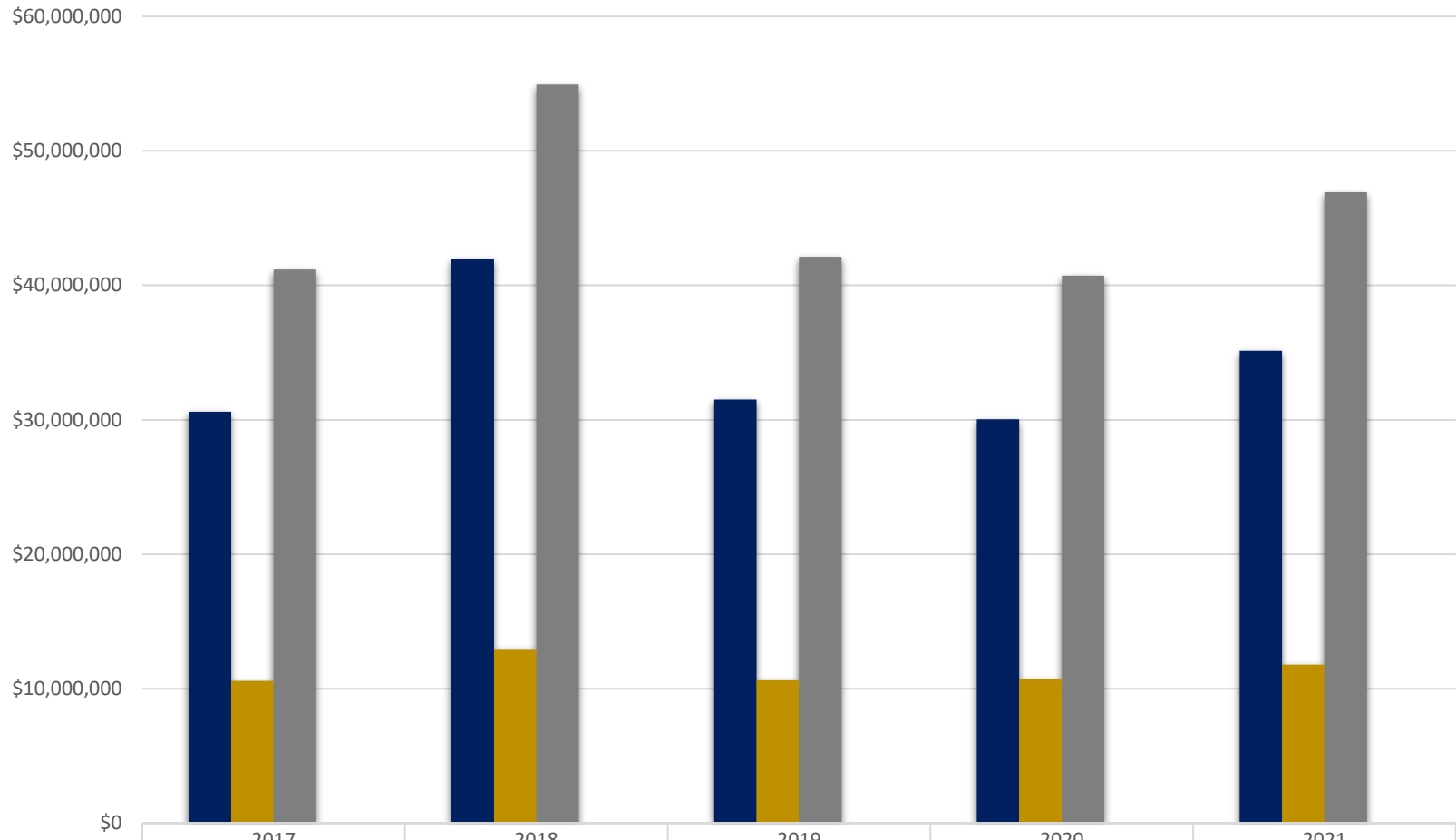


Emory College Proposals Submitted -Direct, Indirect and Total (\$'s) Processed May FY17-FY21

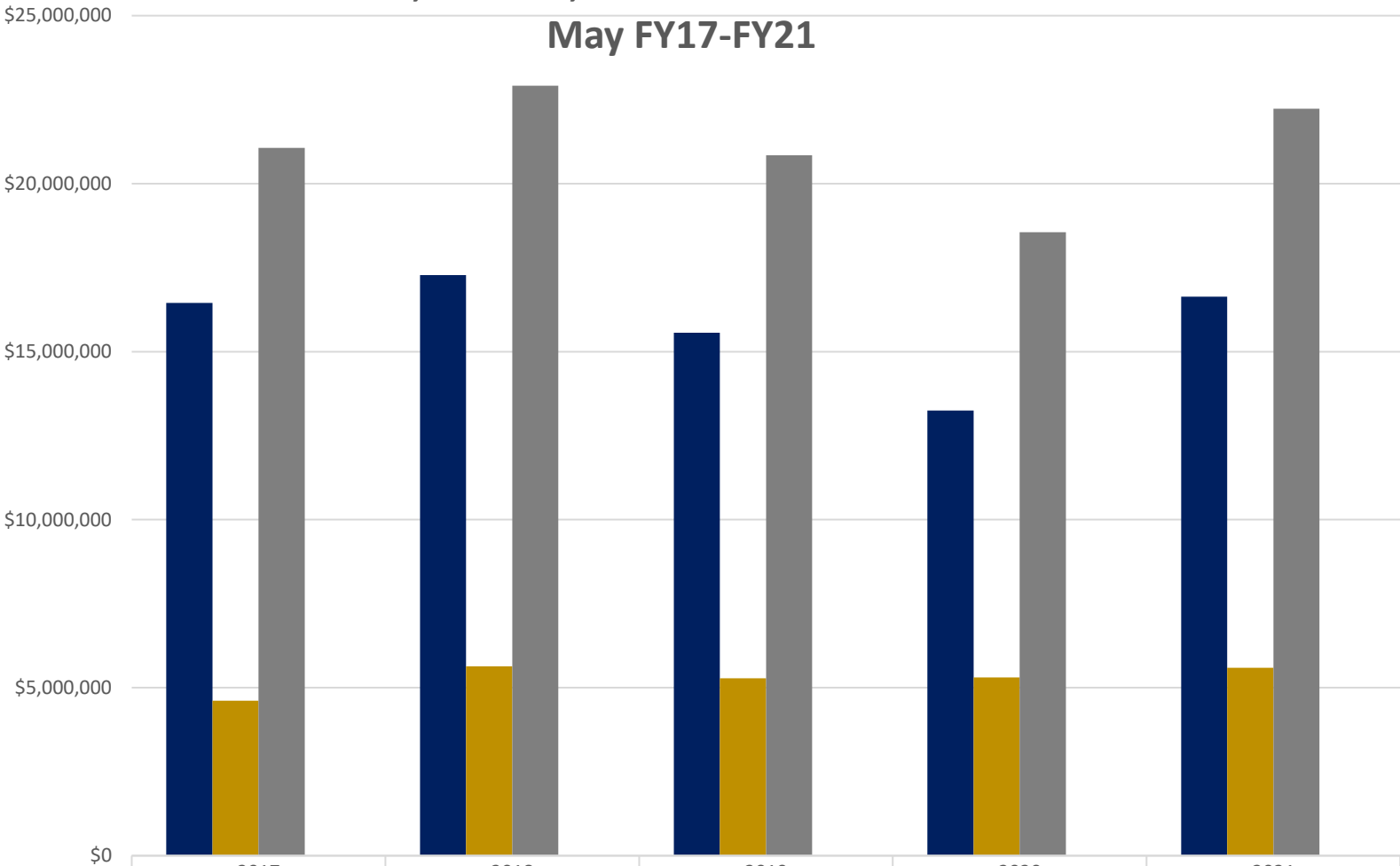


■ Direct Budget Amount	\$30,591,128	\$41,959,027	\$31,495,611	\$30,036,257	\$35,132,770
■ Indirect Budget Amount	\$10,575,549	\$12,965,540	\$10,629,509	\$10,681,638	\$11,791,278
■ Total Proposal	\$41,166,677	\$54,924,567	\$42,125,120	\$40,717,895	\$46,924,048
■ Proposals Processed Count	196	253	225	240	245

Emory College - Award Results

Direct, Indirect, Total and Award Processed

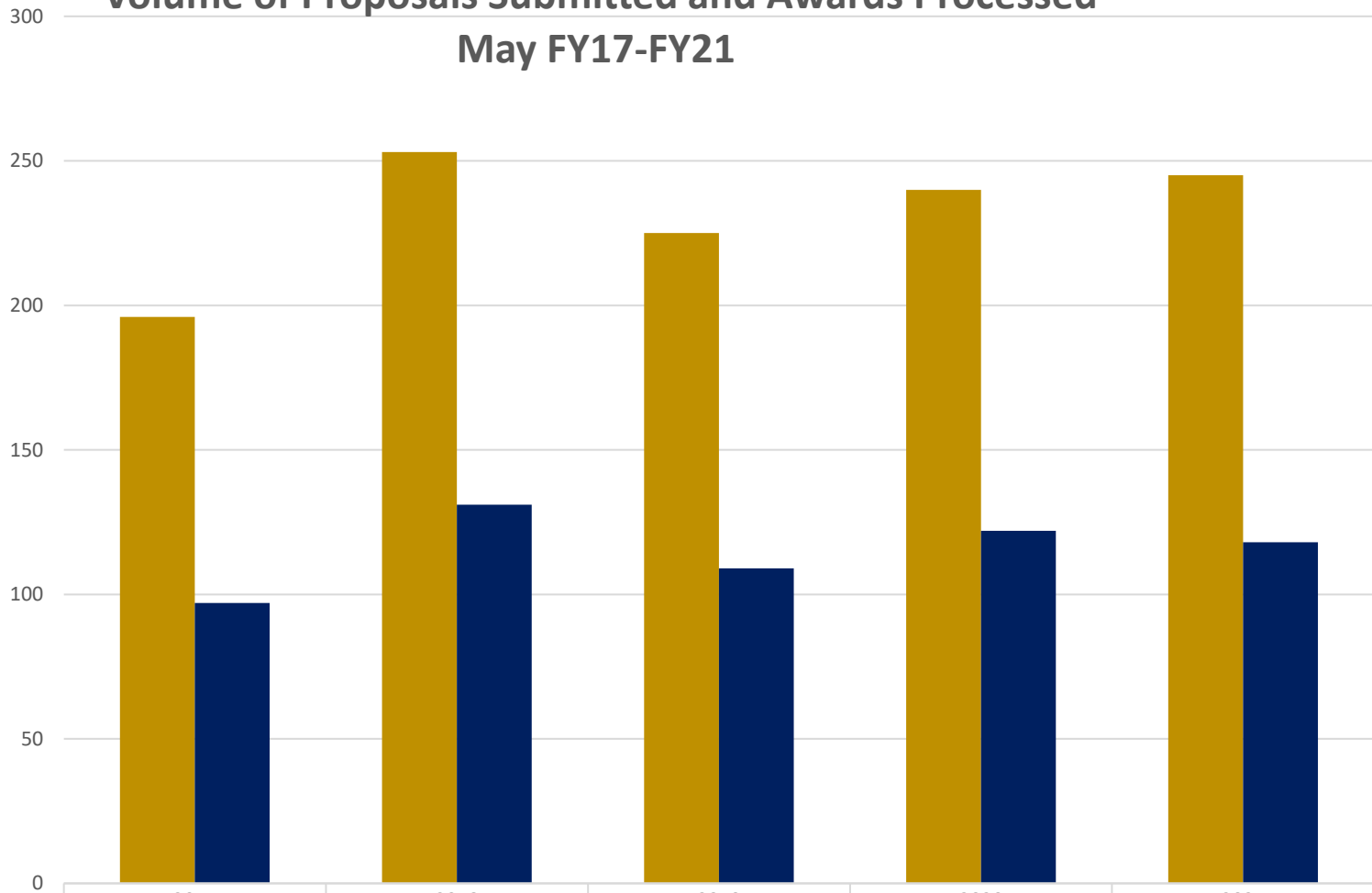
May FY17-FY21



	2017	2018	2019	2020	2021
■ Direct (\$'s)	\$16,451,023	\$17,281,606	\$15,565,349	\$13,246,394	\$16,634,532
■ Indirect (\$'s)	\$4,612,118	\$5,636,802	\$5,280,428	\$5,307,292	\$5,594,601
■ Total Funding Total	\$21,063,141	\$22,918,408	\$20,845,776	\$18,553,686	\$22,229,133
■ Awards Processed	97	131	109	122	118

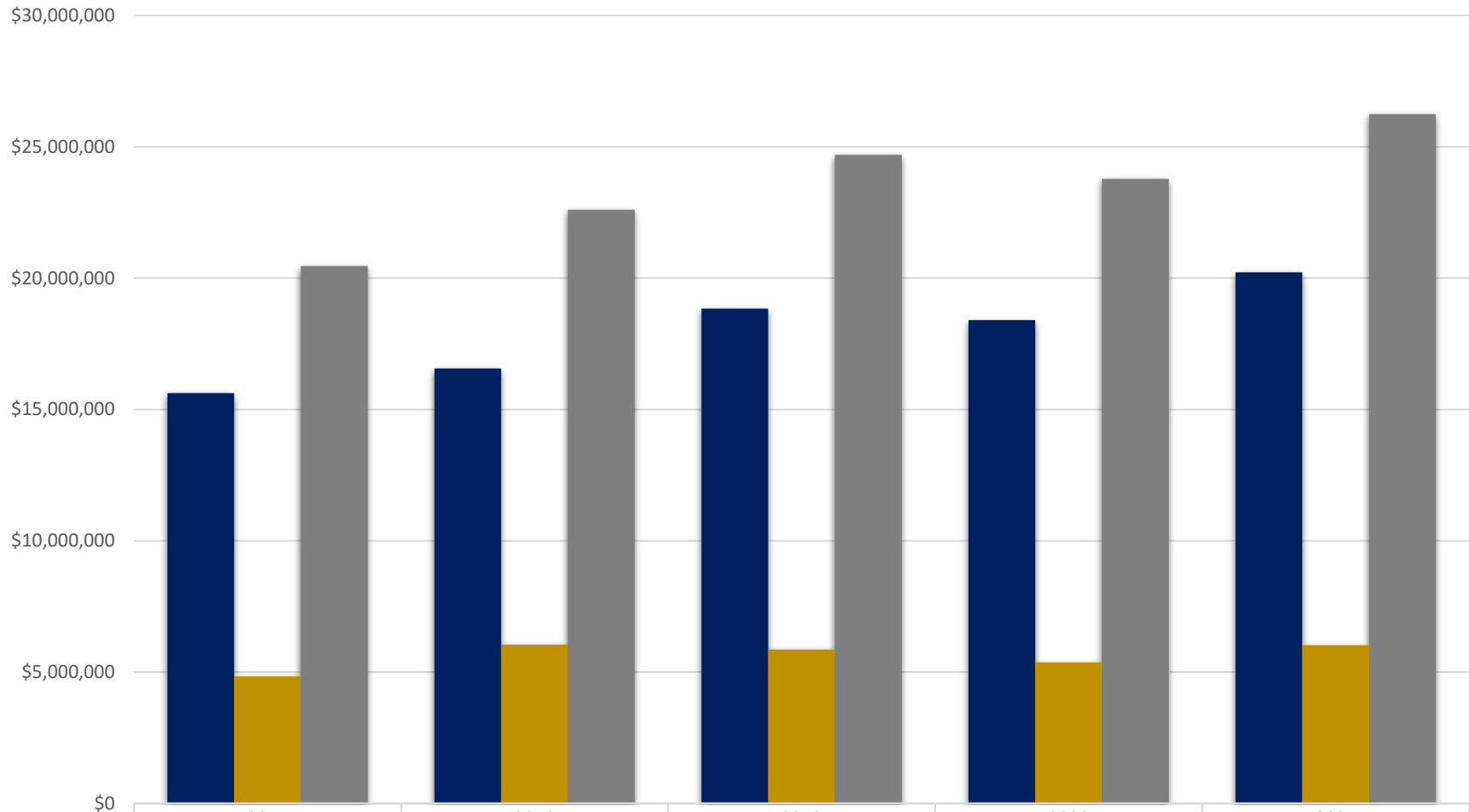
Emory College - Award Results

Volume of Proposals Submitted and Awards Processed May FY17-FY21



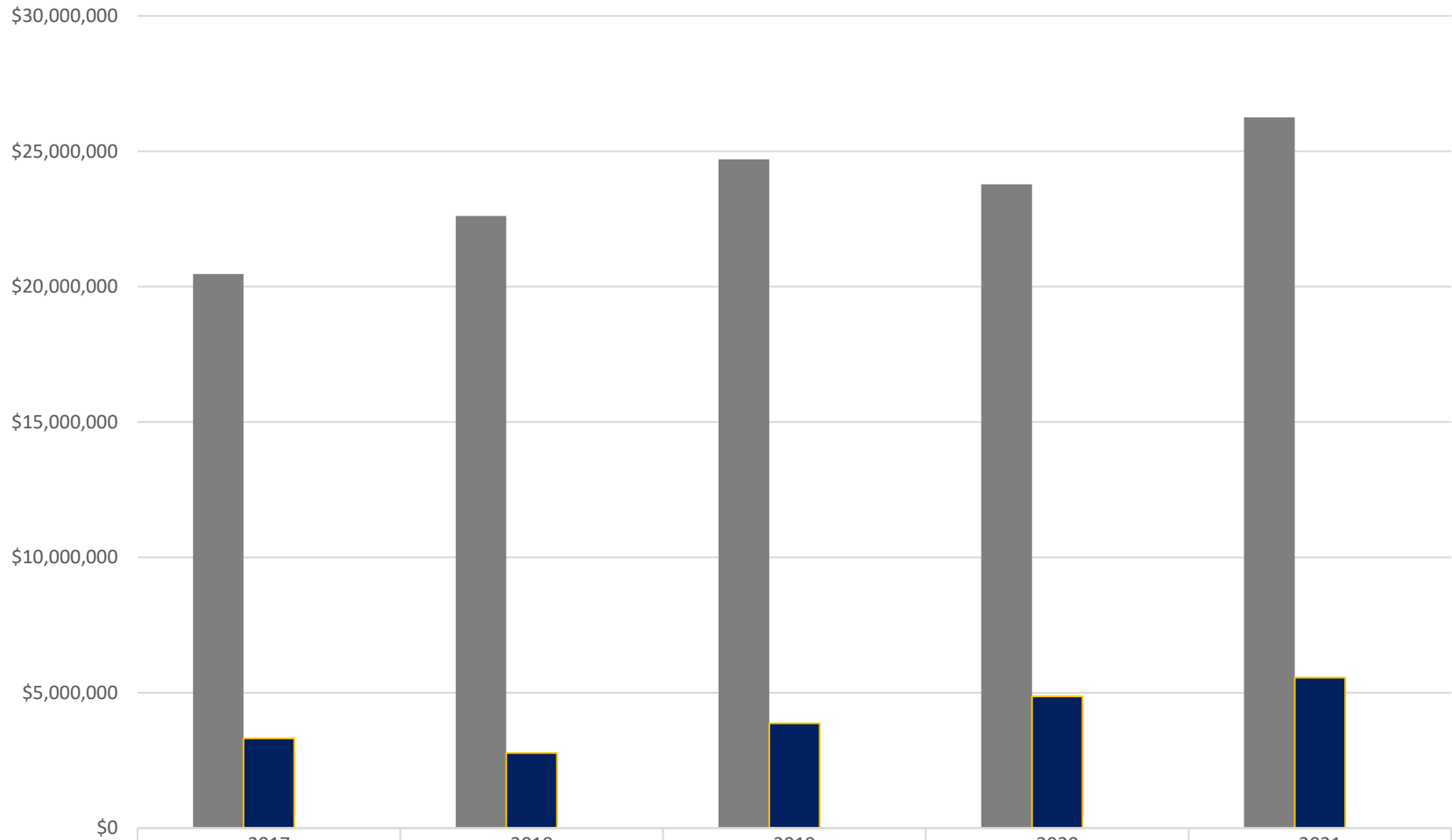
	2017	2018	2019	2020	2021
■ Proposals Processed Count	196	253	225	240	245
■ Awards Processed	97	131	109	122	118

Emory College - Sponsored Research Expenditures Direct, Indirect and Total May FY17-FY21



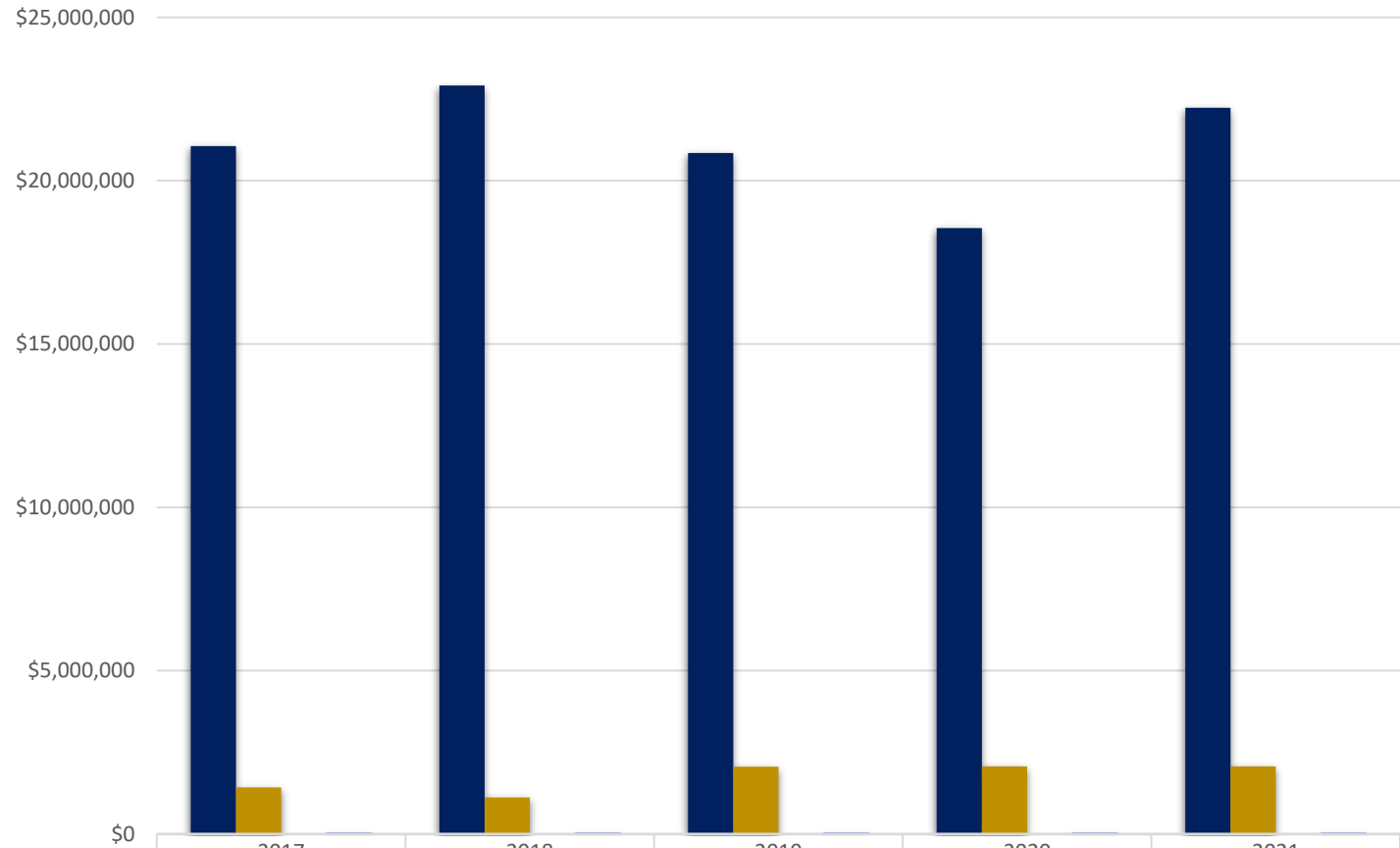
	2017	2018	2019	2020	2021
■ Direct (\$'s)	\$15,625,929	\$16,559,192	\$18,837,707	\$18,404,605	\$20,225,740
■ Indirect (\$'s)	\$4,839,008	\$6,045,191	\$5,861,305	\$5,370,160	\$6,023,133
■ Total Expenses	\$20,464,937	\$22,604,383	\$24,699,012	\$23,774,765	\$26,248,873

Emory College Sponsored Research Expenditures, Outgoing Sub-Awards May FY17-FY21



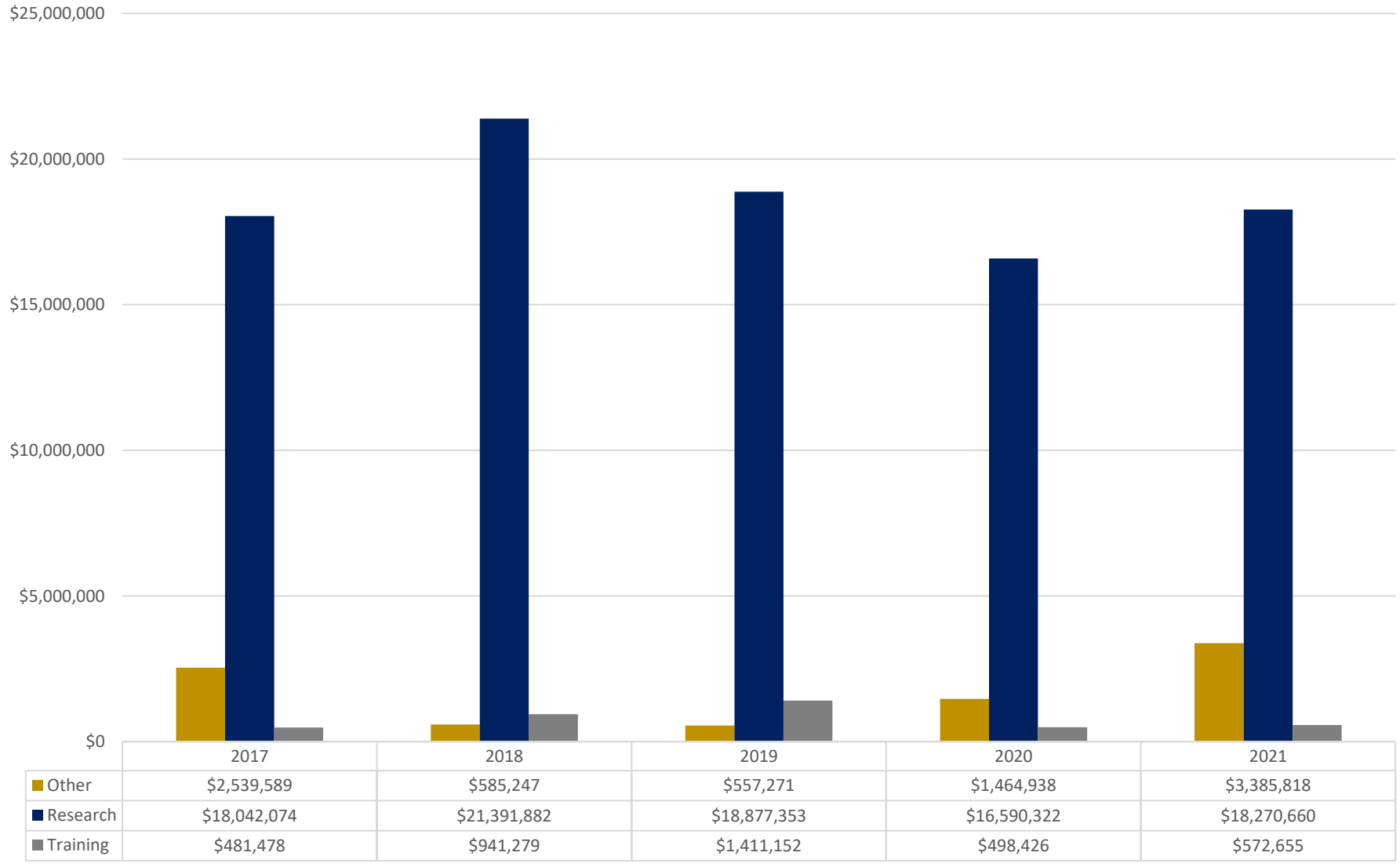
■ Total Expenses	\$20,464,937	\$22,604,383	\$24,699,012	\$23,774,765	\$26,248,873
■ Outgoing Sub-Awards	\$3,310,962	\$2,768,582	\$3,872,712	\$4,868,139	\$5,561,003
■ % of Expense Total	16.18%	12.25%	15.68%	20.48%	21.19%

Emory College Awards Incoming Sub-Awards Total Award Funding and Processed May FY17-FY21

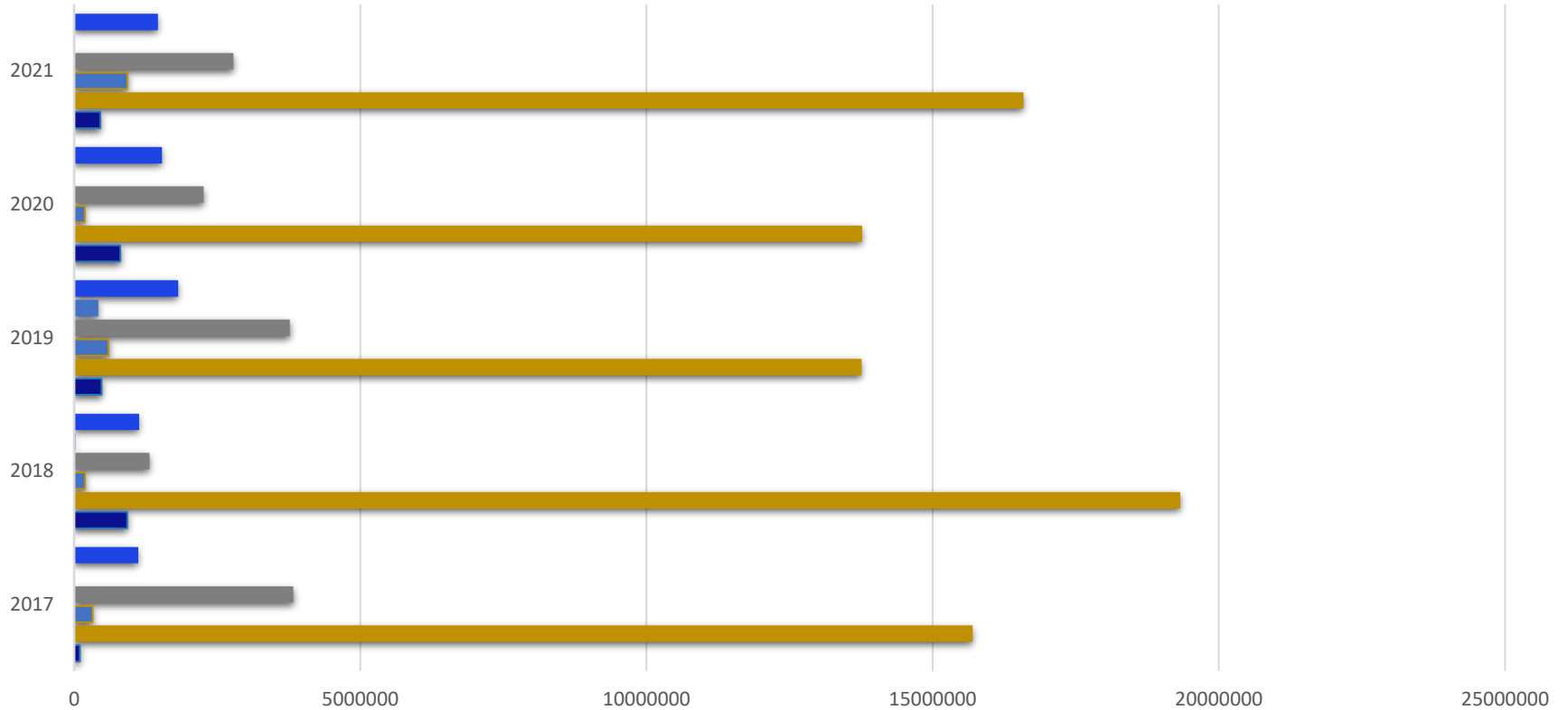


■ Total Award (Including Incoming Sub-Awards)	\$21,063,141	\$22,918,408	\$20,845,776	\$18,553,686	\$22,229,133
■ Total Incoming Sub-Awards	\$1,430,092	\$1,121,053	\$2,061,379	\$2,072,558	\$2,070,322
■ (Incoming Sub-Awards % of Total Award)	6.79%	4.89%	9.89%	11.17%	9.31%
■ Awards Processed	97	131	109	122	118

Emory College Award Results by Research Type May FY17-FY21



Emory College Award Results by Sponsored Type May FY17-FY21



	2017	2018	2019	2020	2021
■ University	\$1,117,946	\$1,133,594	\$1,818,403	\$1,534,221	\$1,466,464
■ State		21517.63	\$425,385		2000
■ Private	\$3,827,966	\$1,316,513	\$3,768,390	\$2,260,693	\$2,785,283
■ Foreign	\$319,857	\$190,470	\$597,707	\$185,779	\$929,436
■ Federal	\$15,697,372	\$19,326,830	\$13,755,602	\$13,767,865	\$16,585,950
■ Corporate	100000	\$929,484	\$480,289	\$805,129	\$460,000