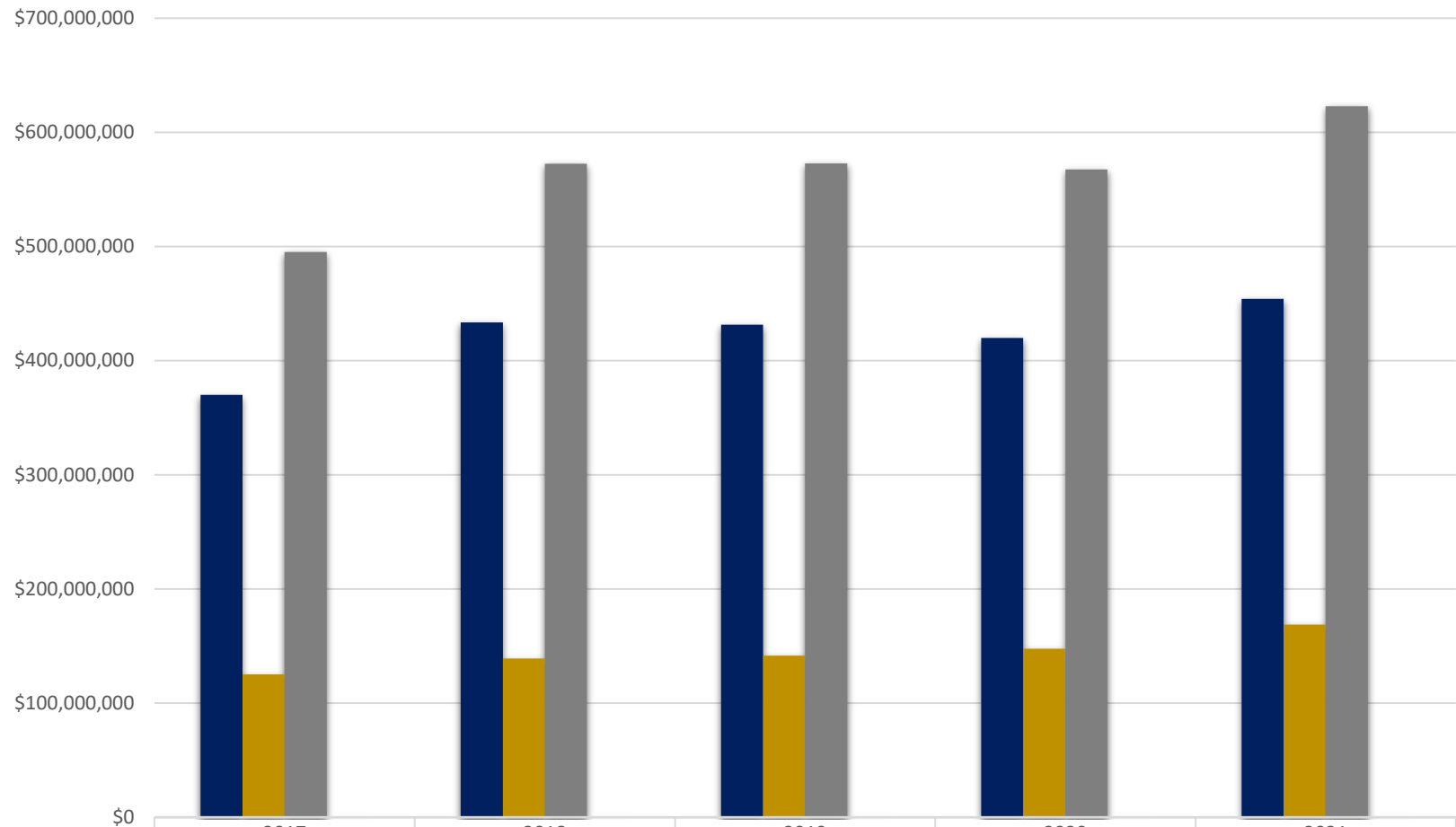


## Emory University Proposals Submitted -Direct, Indirect and Total (\$'s) Processed February FY17-FY21

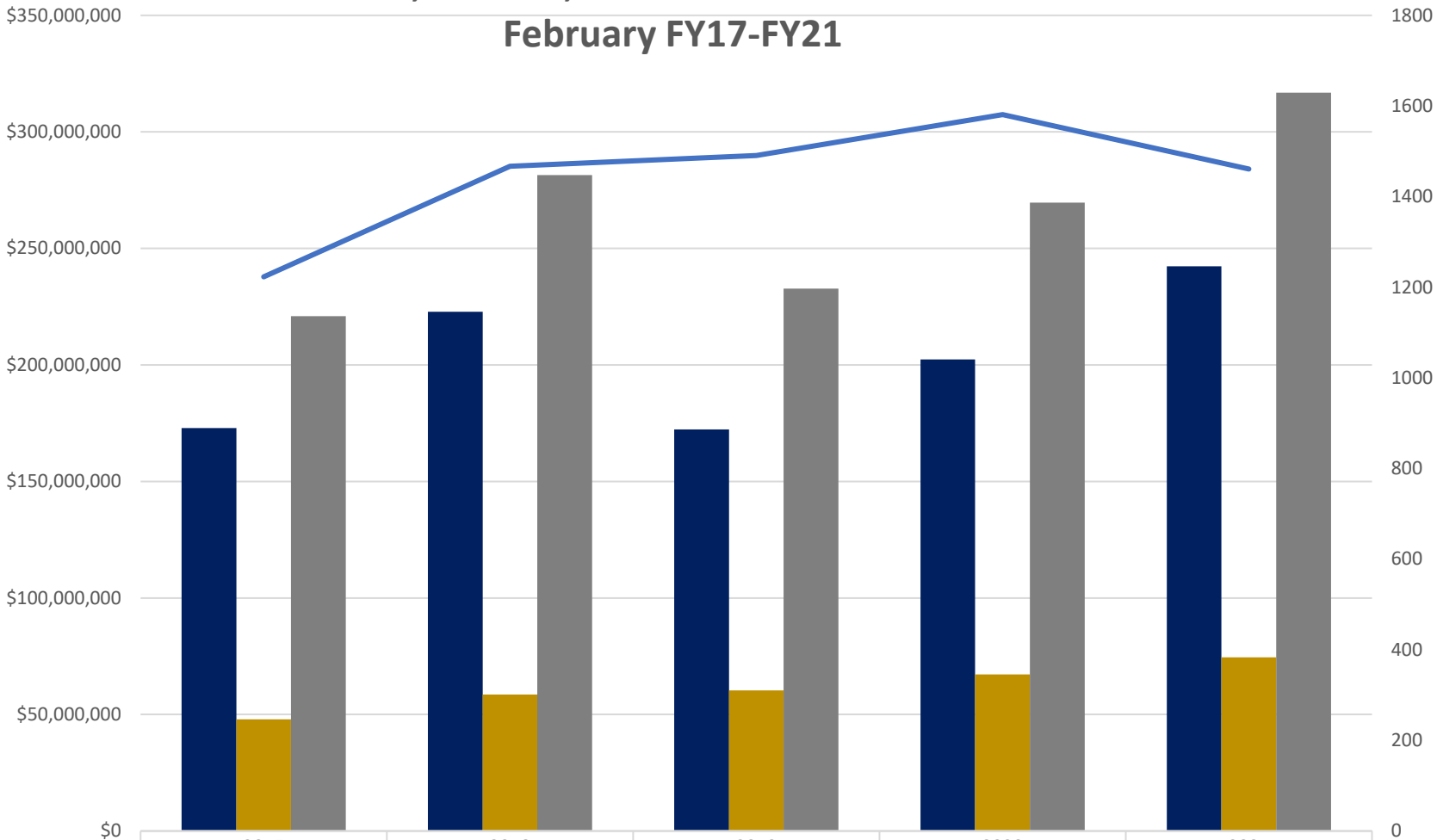


	2017	2018	2019	2020	2021
■ Direct Budget Amount	\$369,978,688	\$433,406,906	\$431,390,648	\$419,813,211	\$454,174,985
■ Indirect Budget Amount	\$125,178,106	\$139,157,488	\$141,528,309	\$147,686,472	\$168,830,718
■ Total Proposal	\$495,156,794	\$572,564,394	\$572,918,957	\$567,499,683	\$623,005,703
■ Proposals Processed Count	2031	2139	2076	2205	2350

# Emory University - Award Results

## Direct, Indirect, Total and Award Processed

### February FY17-FY21

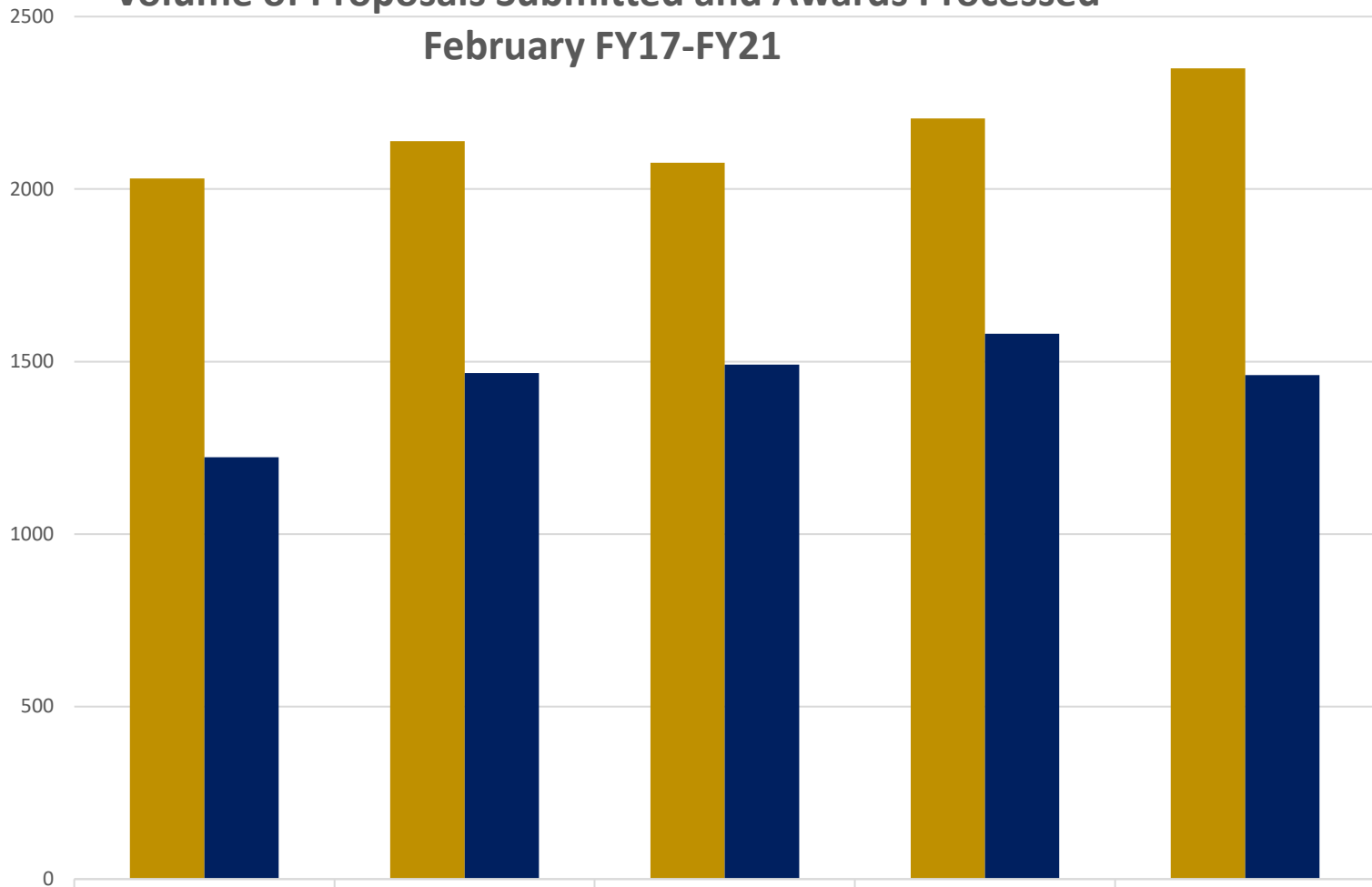


	2017	2018	2019	2020	2021
Direct (\$'s)	\$172,970,051	\$222,847,545	\$172,378,716	\$202,381,365	\$242,328,500
Indirect (\$'s)	\$47,909,550	\$58,590,698	\$60,378,741	\$67,227,797	\$74,482,179
Total Funding Total	\$220,879,601	\$281,438,242	\$232,757,458	\$269,609,162	\$316,810,679
Awards Processed	1223	1467	1491	1581	1461

## Emory University - Award Results

### Volume of Proposals Submitted and Awards Processed

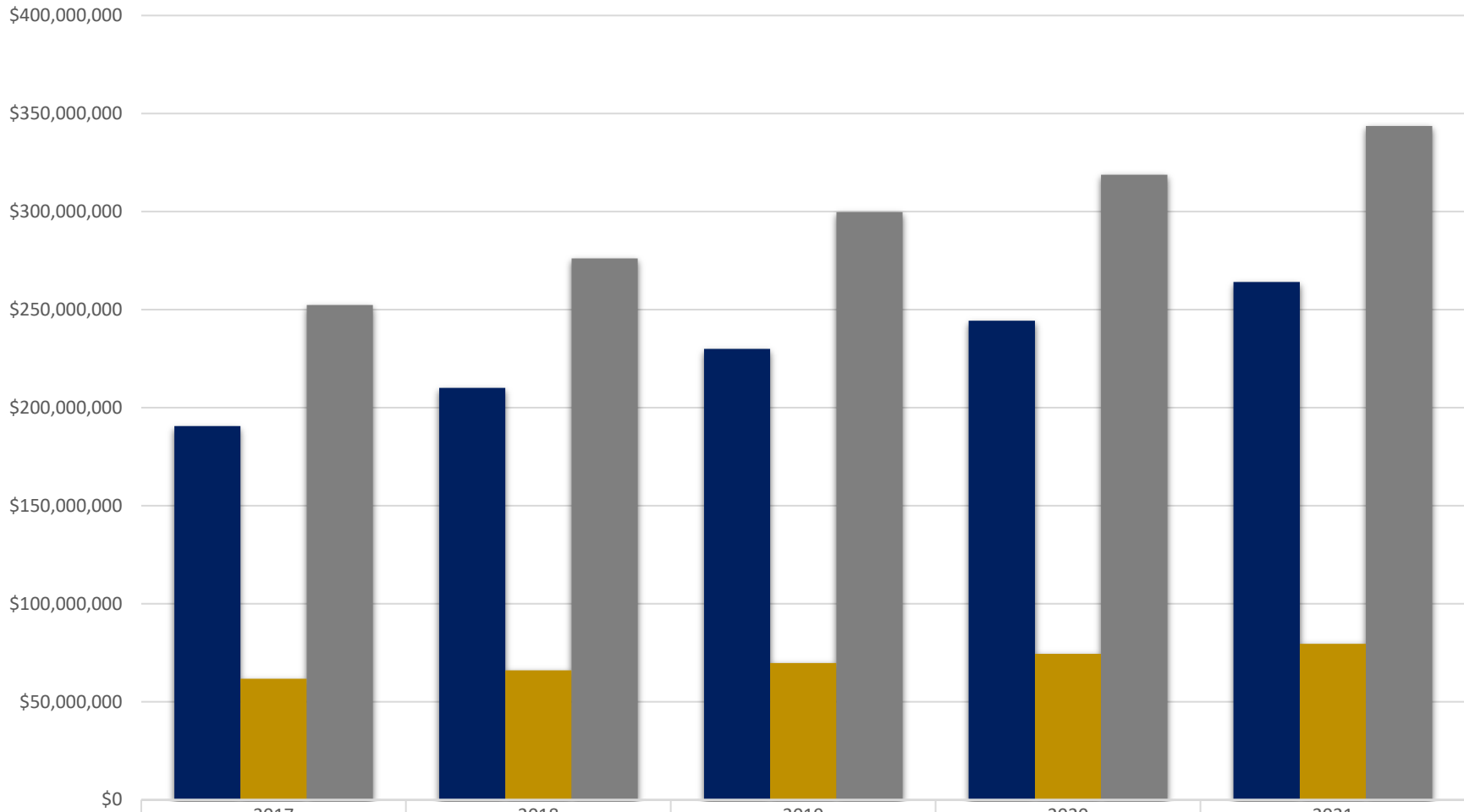
#### February FY17-FY21



■ Proposals Processed Count  
■ Awards Processed

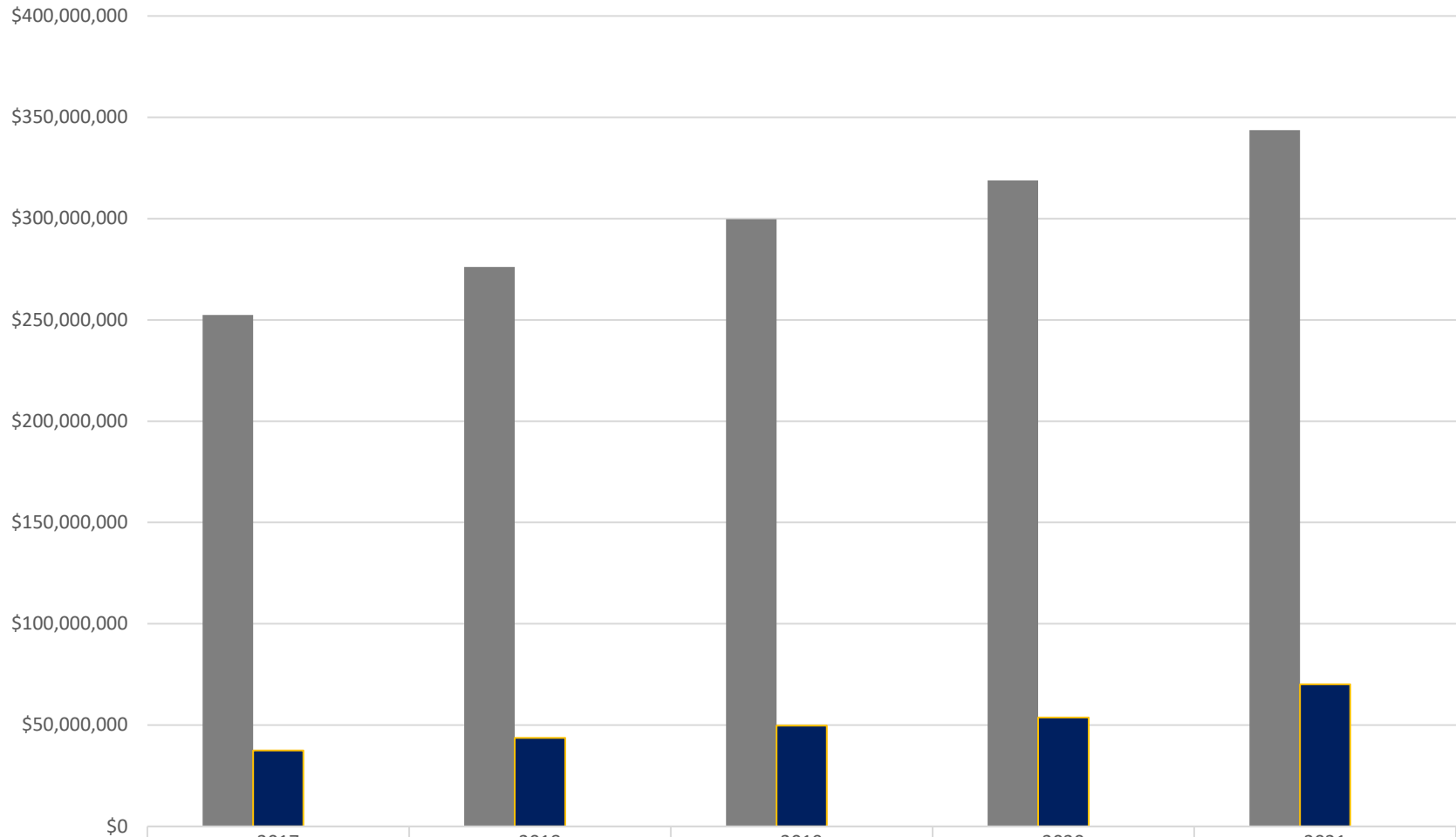
	2017	2018	2019	2020	2021
Proposals Processed Count	2031	2139	2076	2205	2350
Awards Processed	1223	1467	1491	1581	1461

## Emory University - Sponsored Research Expenditures Direct, Indirect and Total February FY17-FY21



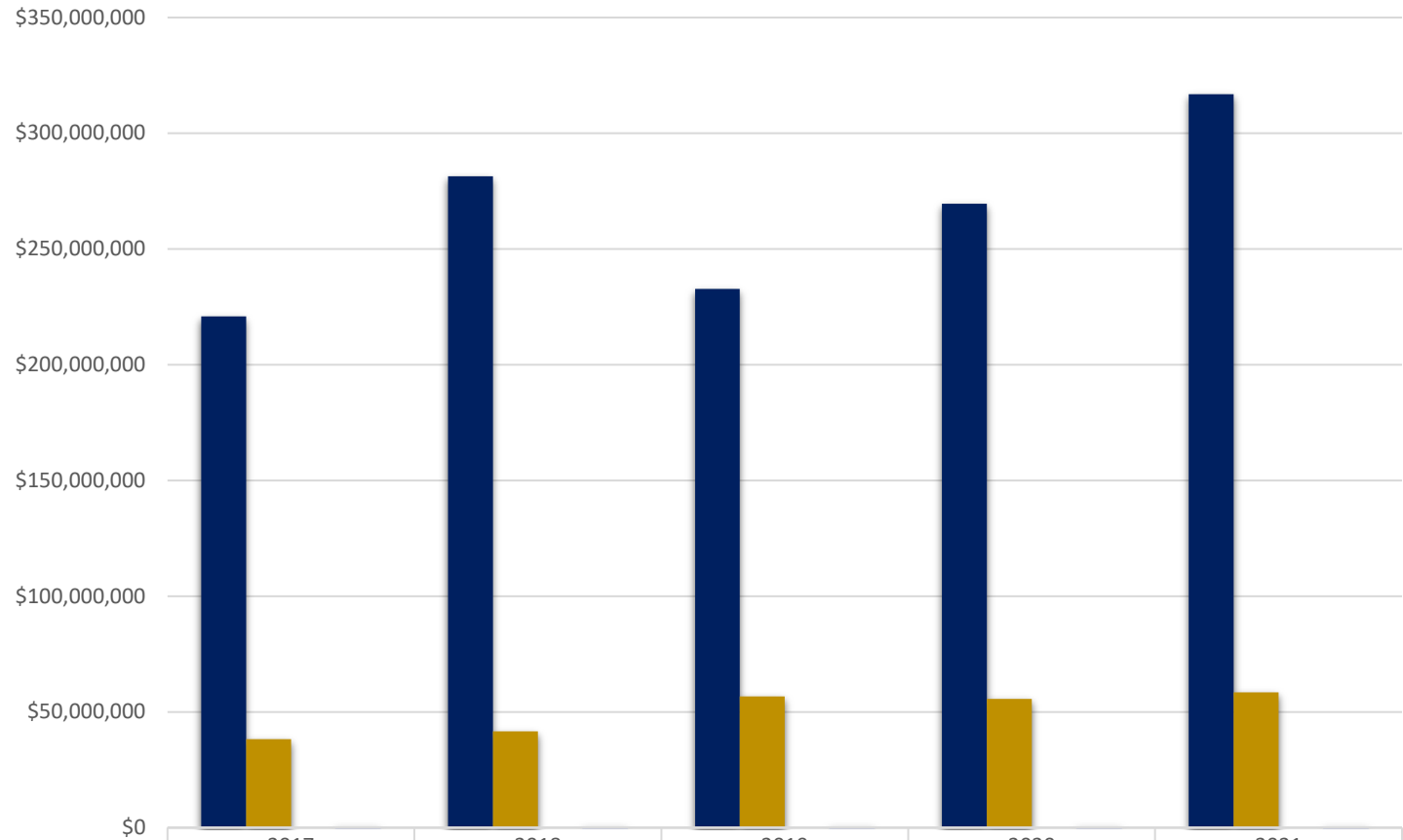
■ Direct (\$'s)	\$190,577,878	\$210,110,456	\$229,963,778	\$244,344,389	\$264,095,148
■ Indirect (\$'s)	\$61,827,229	\$66,035,451	\$69,729,331	\$74,443,683	\$79,547,258
■ Total Expenses	\$252,405,107	\$276,145,907	\$299,693,110	\$318,788,072	\$343,642,407

## Emory University Sponsored Research Expenditures, Outgoing Sub-Awards February FY17-FY21



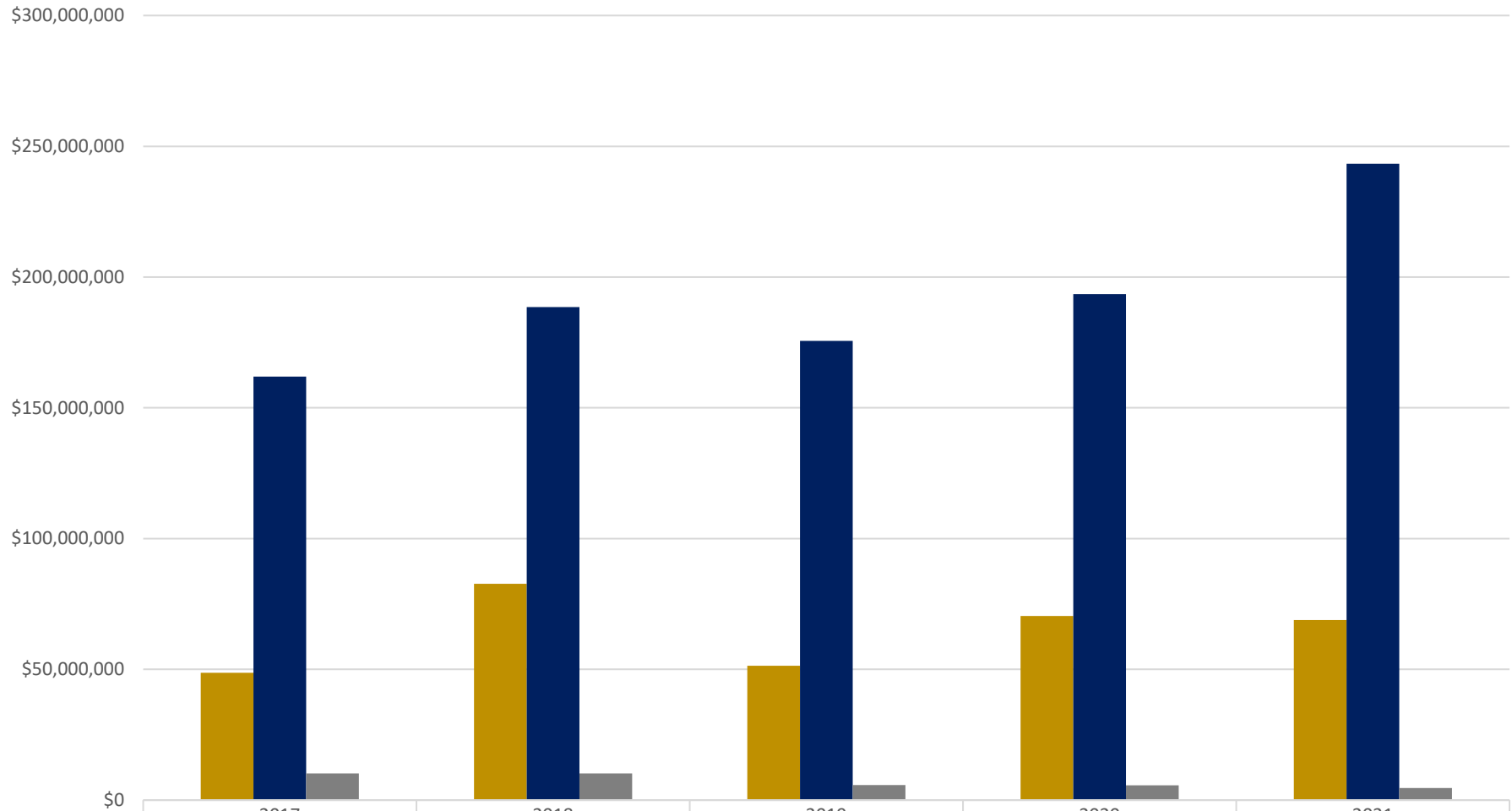
■ Total Expenses	\$252,405,107	\$276,145,907	\$299,693,110	\$318,788,072	\$343,642,407
■ Outgoing Sub-Awards	\$37,433,704	\$43,712,092	\$49,737,123	\$53,820,537	\$70,210,110
■ % of Expense Total	14.83%	15.83%	16.60%	16.88%	20.43%

## Emory University Awards Incoming Sub-Awards Total Award Funding and Processed February FY17-FY21



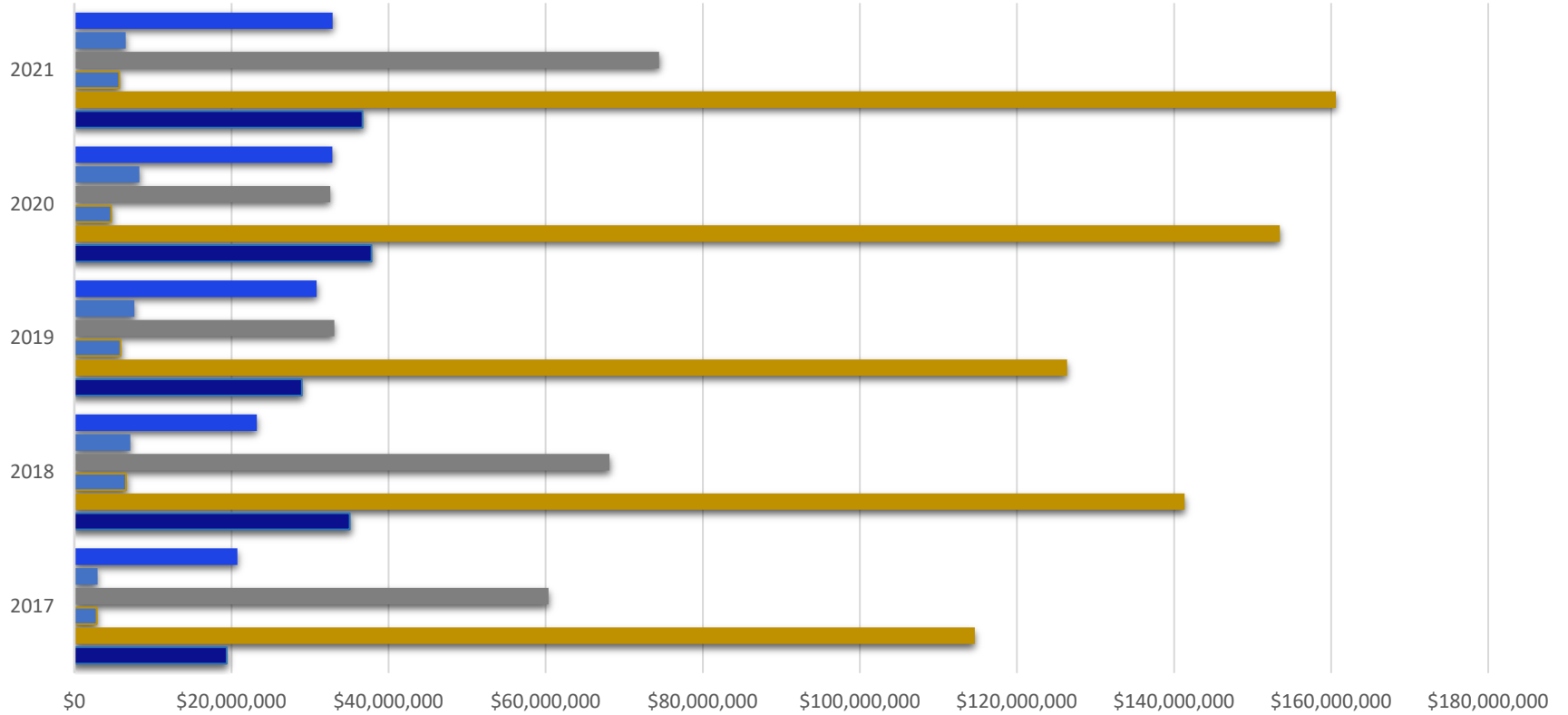
	2017	2018	2019	2020	2021
■ Total Award (Including Incoming Sub-Awards)	\$220,879,601	\$281,438,242	\$232,757,458	\$269,609,162	\$316,810,679
■ Total Incoming Sub-Awards	\$38,271,927	\$41,582,753	\$56,697,805	\$55,659,745	\$58,510,018
■ (Incoming Sub-Awards % of Total Award)	17.33%	14.78%	24.36%	20.64%	18.47%
■ Awards Processed	1223	1467	1491	1581	1461

## Emory University Award Results by Research Type February FY17-FY21



	2017	2018	2019	2020	2021
Other	\$48,735,039	\$82,673,740	\$51,429,047	\$70,417,432	\$68,832,451
Research	\$161,916,214	\$188,521,888	\$175,544,692	\$193,522,217	\$243,337,369
Training	\$10,228,348	\$10,242,615	\$5,783,719	\$5,669,513	\$4,640,860

## Emory University Award Results by Sponsored Type February FY17-FY21



	2017	2018	2019	2020	2021
■ University	\$20,767,925	\$23,247,779	\$30,850,318	\$32,827,751	\$32,861,140
■ State	\$2,949,143	\$7,112,188	\$7,630,682	\$8,255,745	\$6,513,688
■ Private	\$60,343,250	\$68,135,928	\$33,080,495	\$32,565,929	\$74,421,987
■ Foreign	\$2,818,595	\$6,554,043	\$5,872,220	\$4,670,305	\$5,721,807
■ Federal	\$114,621,721	\$141,353,903	\$126,375,793	\$153,469,371	\$160,609,217
■ Corporate	\$19,378,968	\$35,034,402	\$28,947,950	\$37,820,062	\$36,682,840