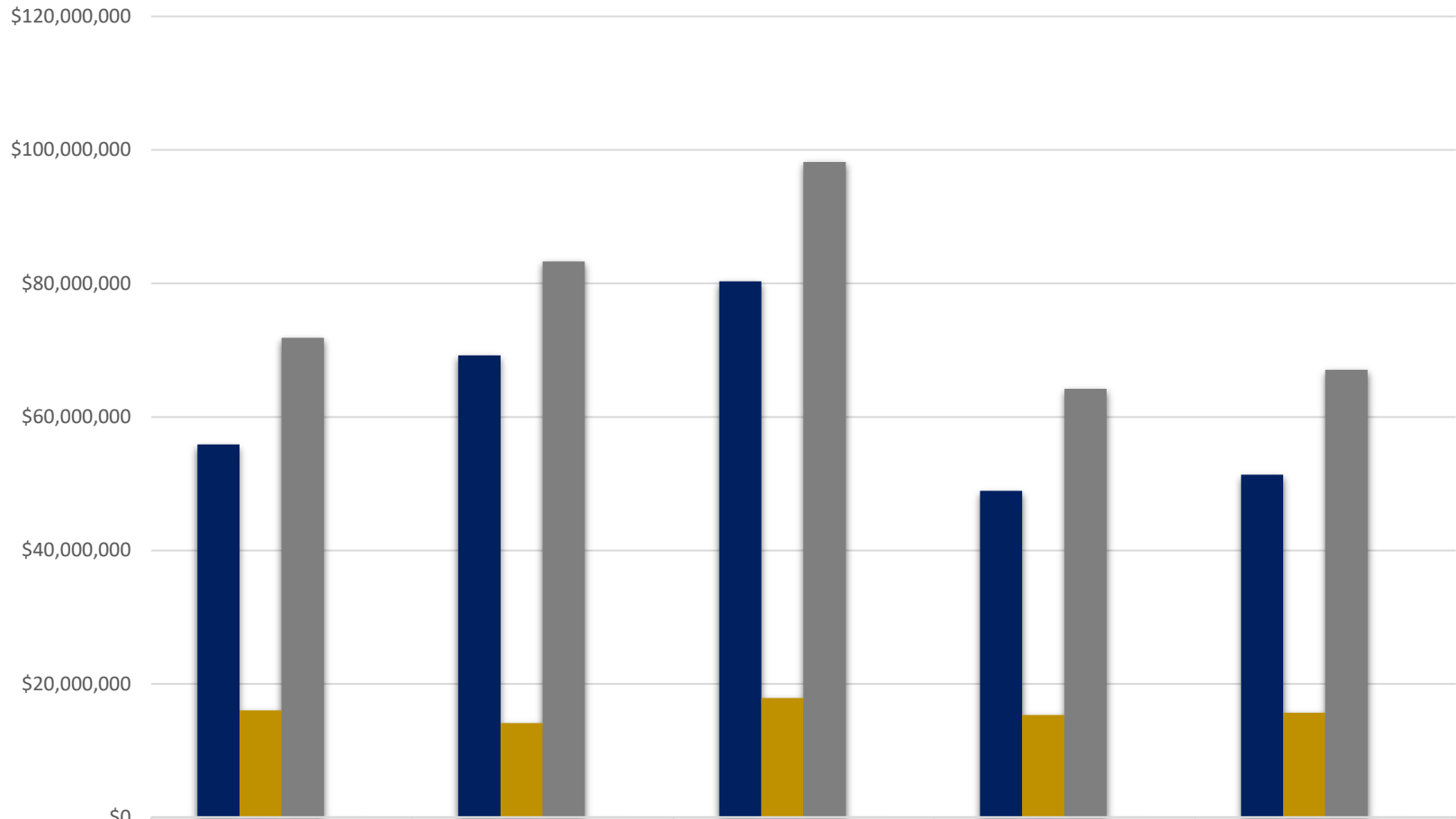


School of Public Health Proposals Submitted -Direct, Indirect and Total (\$'s) Processed February FY17-FY21

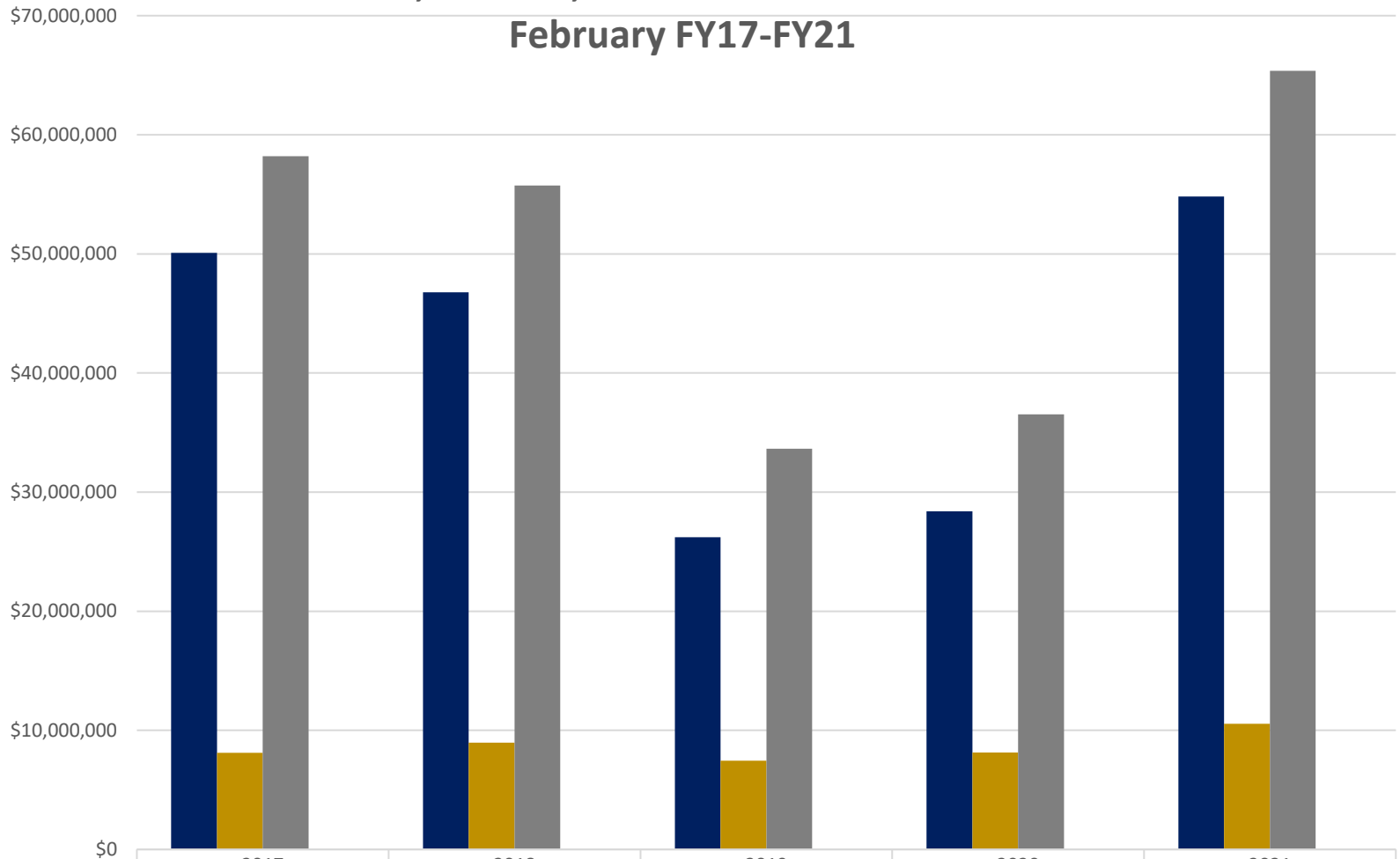


	2017	2018	2019	2020	2021
■ Direct Budget Amount	\$55,865,371	\$69,203,002	\$80,327,573	\$48,906,453	\$51,365,595
■ Indirect Budget Amount	\$16,008,739	\$14,108,213	\$17,881,286	\$15,315,993	\$15,686,751
■ Total Proposal	\$71,874,110	\$83,311,215	\$98,208,859	\$64,222,446	\$67,052,346
■ Proposals Processed Count	279	261	273	262	279

School of Public Health - Award Results

Direct, Indirect, Total and Award Processed

February FY17-FY21

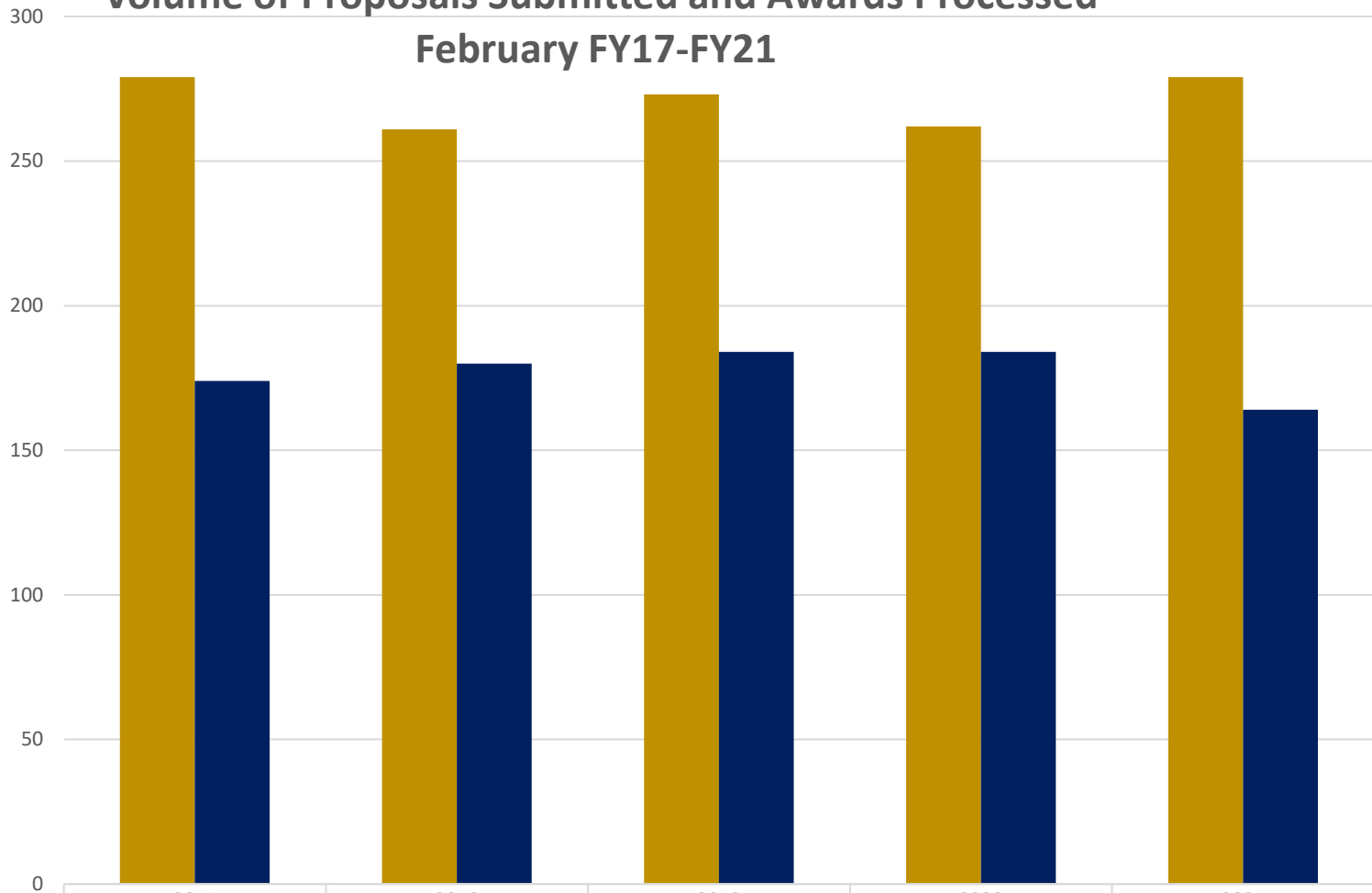


	2017	2018	2019	2020	2021
■ Direct (\$'s)	\$50,079,900	\$46,772,930	\$26,202,851	\$28,392,713	\$54,805,167
■ Indirect (\$'s)	\$8,109,465	\$8,958,103	\$7,448,647	\$8,133,291	\$10,553,320
■ Total Funding Total	\$58,189,366	\$55,731,034	\$33,651,498	\$36,526,005	\$65,358,486
■ Awards Processed	174	180	184	184	164

School of Public Health - Award Results

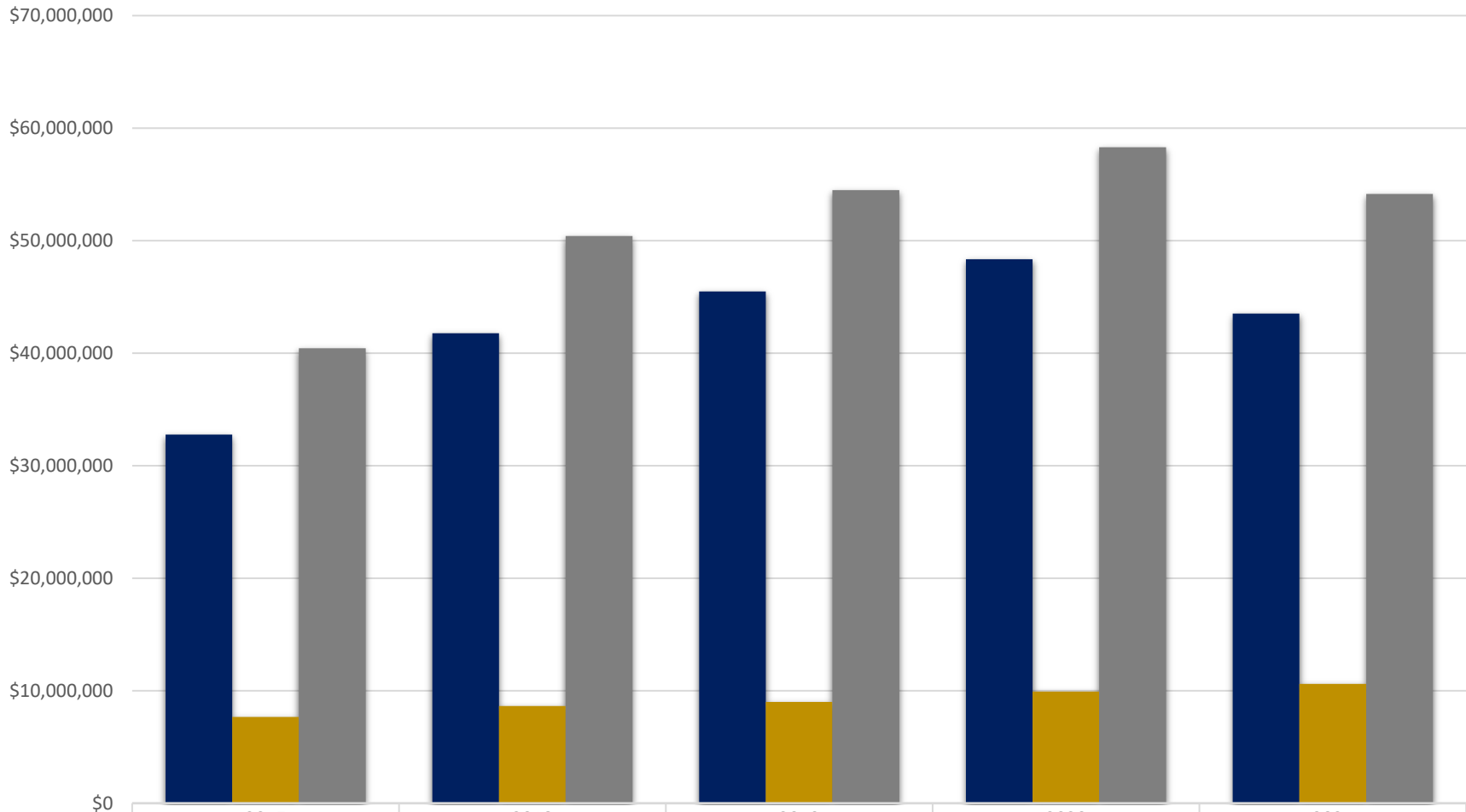
Volume of Proposals Submitted and Awards Processed

February FY17-FY21



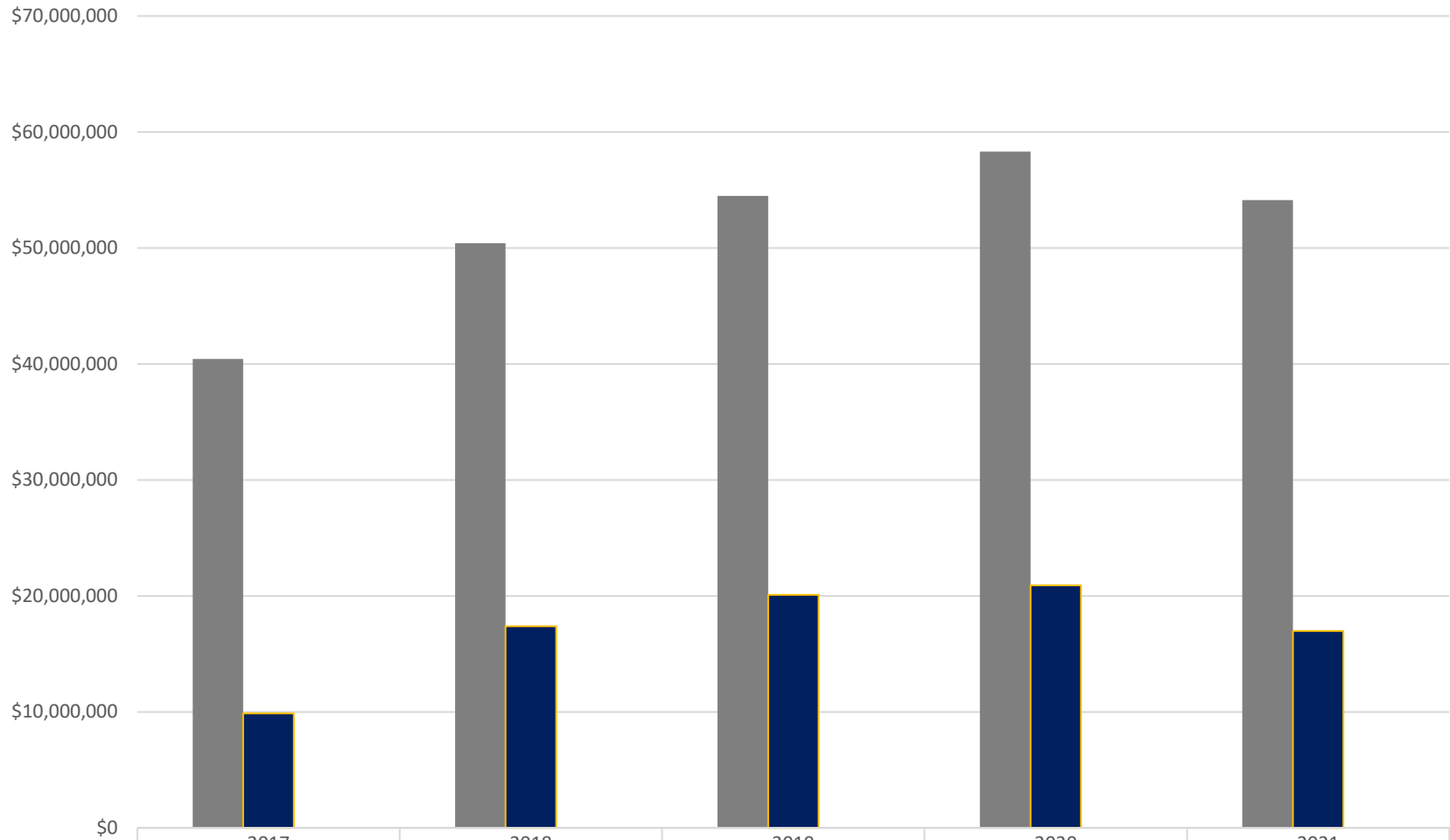
	2017	2018	2019	2020	2021
■ Proposals Processed Count	279	261	273	262	279
■ Awards Processed	174	180	184	184	164

School of Public Health - Sponsored Research Expenditures Direct, Indirect and Total February FY17-FY21



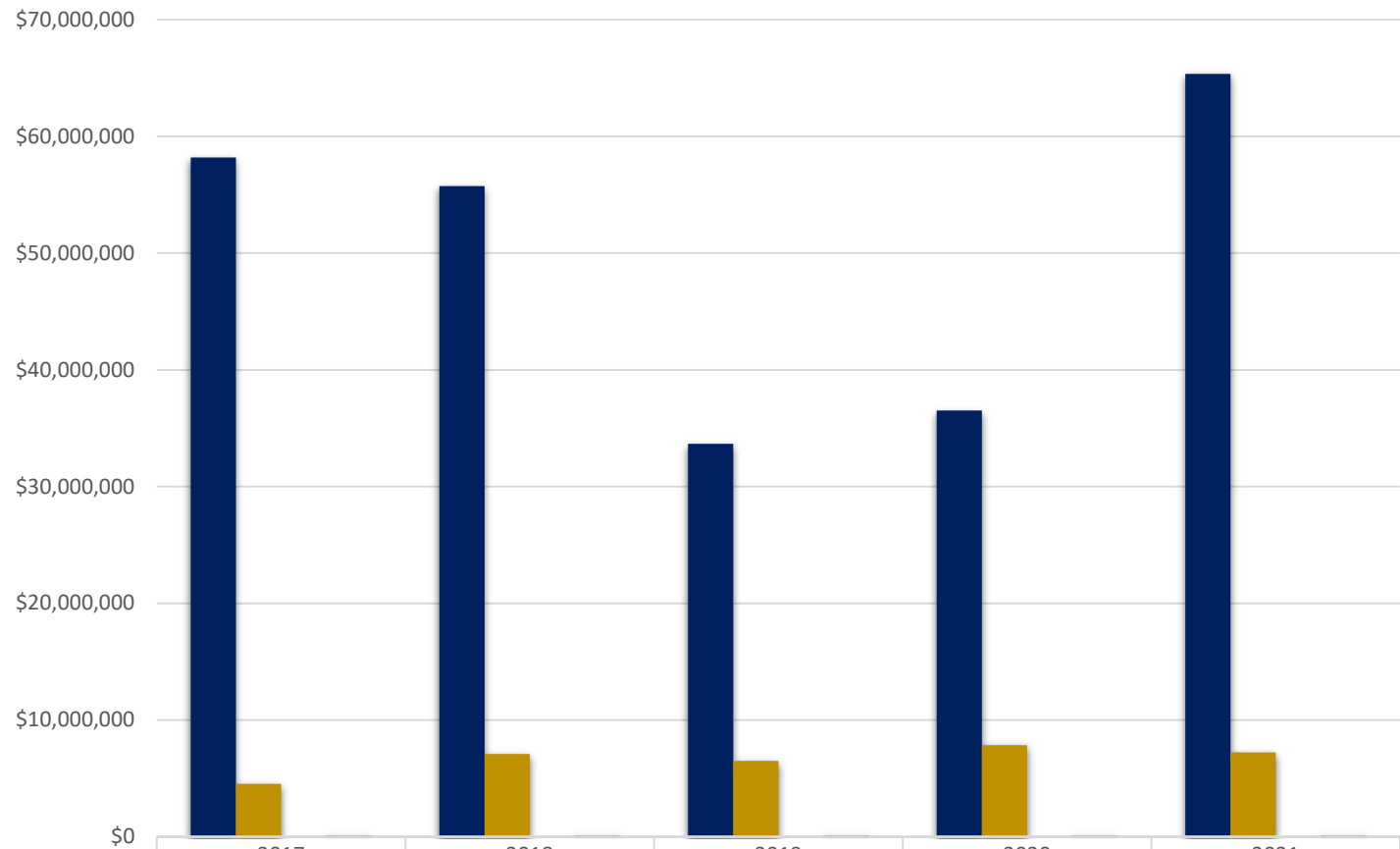
	2017	2018	2019	2020	2021
■ Direct (\$'s)	\$32,775,802	\$41,765,293	\$45,490,010	\$48,360,763	\$43,532,071
■ Indirect (\$'s)	\$7,664,078	\$8,650,058	\$8,996,127	\$9,939,481	\$10,608,476
■ Total Expenses	\$40,439,880	\$50,415,351	\$54,486,137	\$58,300,244	\$54,140,546

School of Public Health Sponsored Research Expenditures, Outgoing Sub-Awards February FY17-FY21



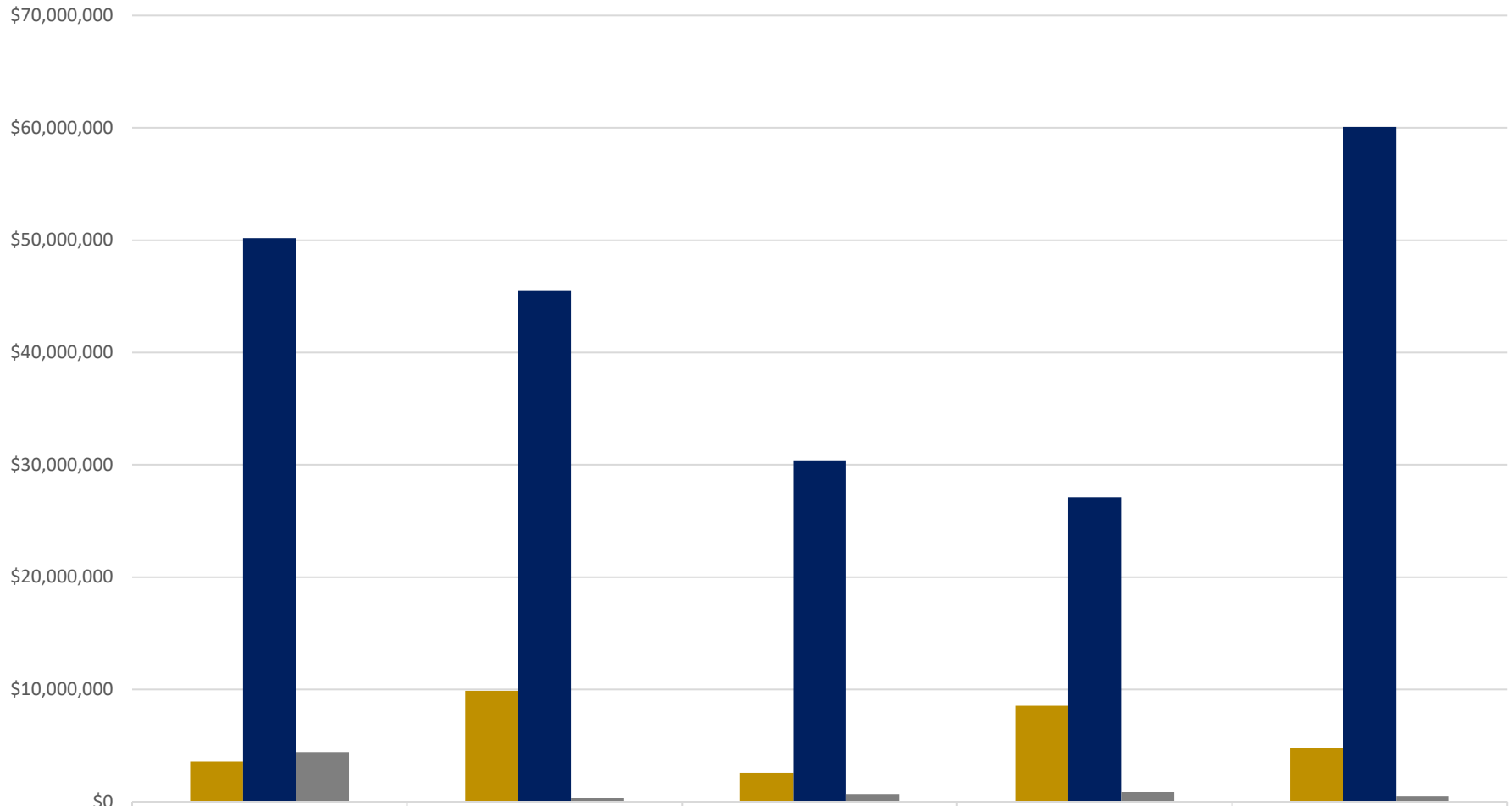
■ Total Expenses	\$40,439,880	\$50,415,351	\$54,486,137	\$58,300,244	\$54,140,546
■ Outgoing Sub-Awards	\$9,868,487	\$17,394,384	\$20,103,081	\$20,908,271	\$16,968,855
■ % of Expense Total	24.40%	34.50%	36.90%	35.86%	31.34%

School of Public Health Awards Incoming Sub-Awards Total Award Funding and Processed February FY17-FY21



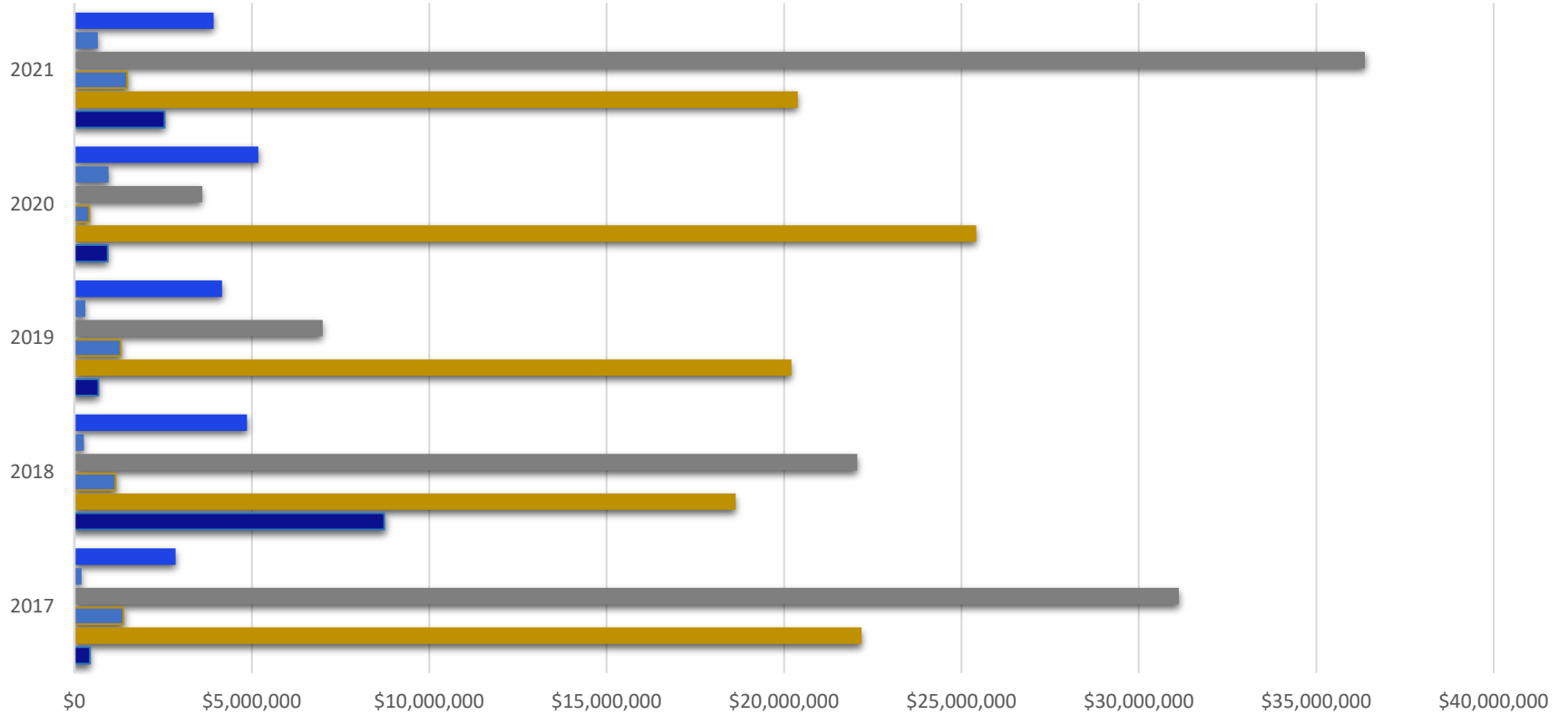
	2017	2018	2019	2020	2021
■ Total Award (Including Incoming Sub-Awards)	\$58,189,366	\$55,731,034	\$33,651,498	\$36,526,005	\$65,358,486
■ Total Incoming Sub-Awards	\$4,545,203	\$7,086,622	\$6,500,815	\$7,847,087	\$7,227,218
■ (Incoming Sub-Awards % of Total Award)	7.81%	12.72%	19.32%	21.48%	11.06%
■ Awards Processed	174	180	184	184	164

School of Public Health Award Results by Research Type February FY17-FY21



■ Other	\$3,575,012	\$9,868,369	\$2,575,031	\$8,542,111	\$4,780,619
■ Research	\$50,185,000	\$45,484,511	\$30,405,290	\$27,123,775	\$60,070,887
■ Training	\$4,429,354	\$378,154	\$671,178	\$860,119	\$506,980

School of Public Health Award Results by Sponsored Type February FY17-FY21



	2017	2018	2019	2020	2021
■ University	\$2,855,710	\$4,866,310	\$4,158,411	\$5,181,607	\$3,922,552
■ State	\$206,120	\$268,623	\$309,617	\$964,280	\$660,854
■ Private	\$31,122,039	\$22,063,731	\$7,000,267	\$3,602,044	\$36,364,104
■ Foreign	\$1,381,789	\$1,157,804	\$1,303,162	\$424,637	\$1,484,702
■ Federal	\$22,185,615	\$18,640,013	\$20,203,704	\$25,418,826	\$20,386,537
■ Corporate	\$438,093	\$8,734,553	\$676,338	\$934,611	\$2,539,738