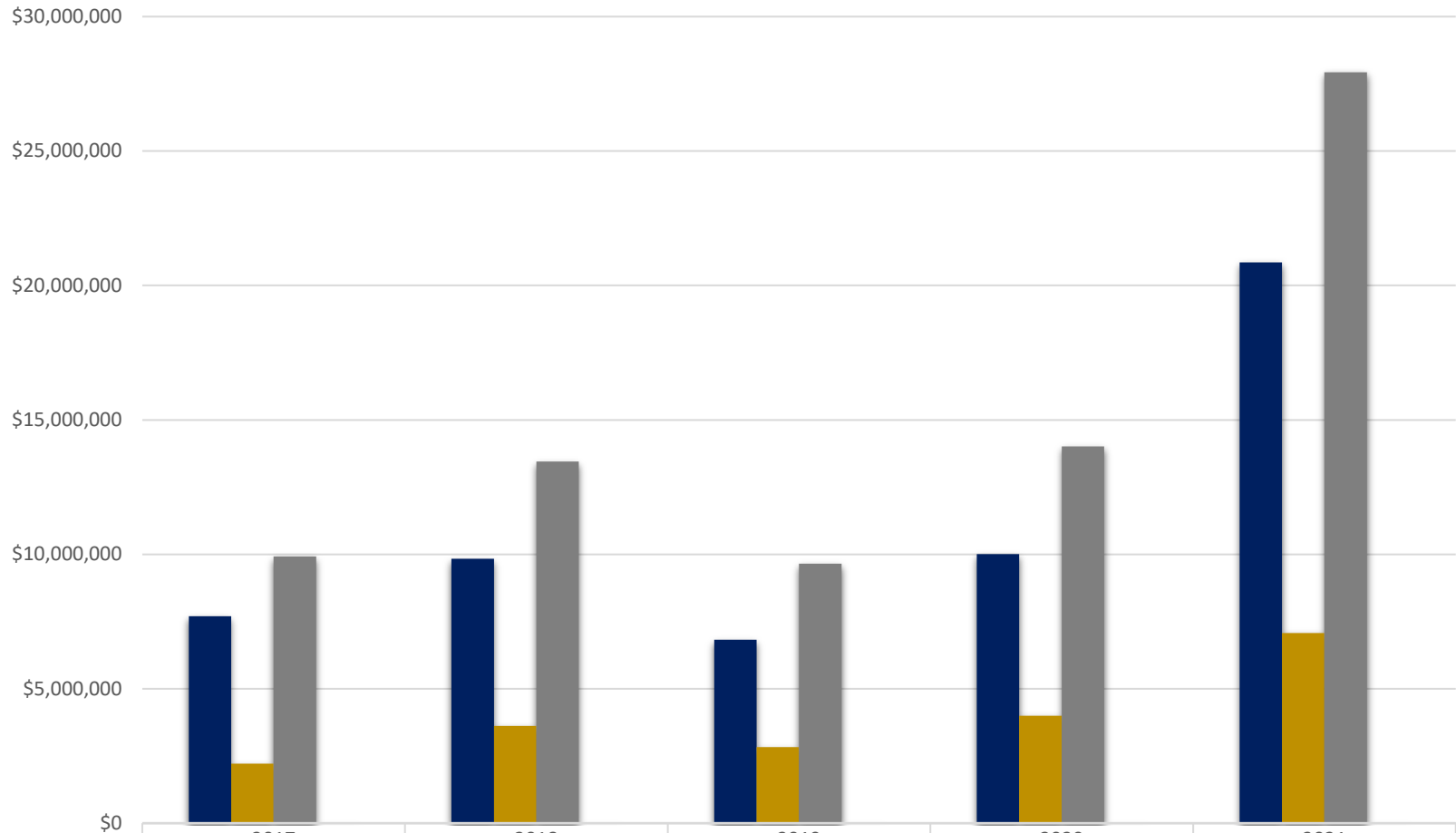


School of Nursing Proposals Submitted -Direct, Indirect and Total (\$'s) Processed February FY17-FY21

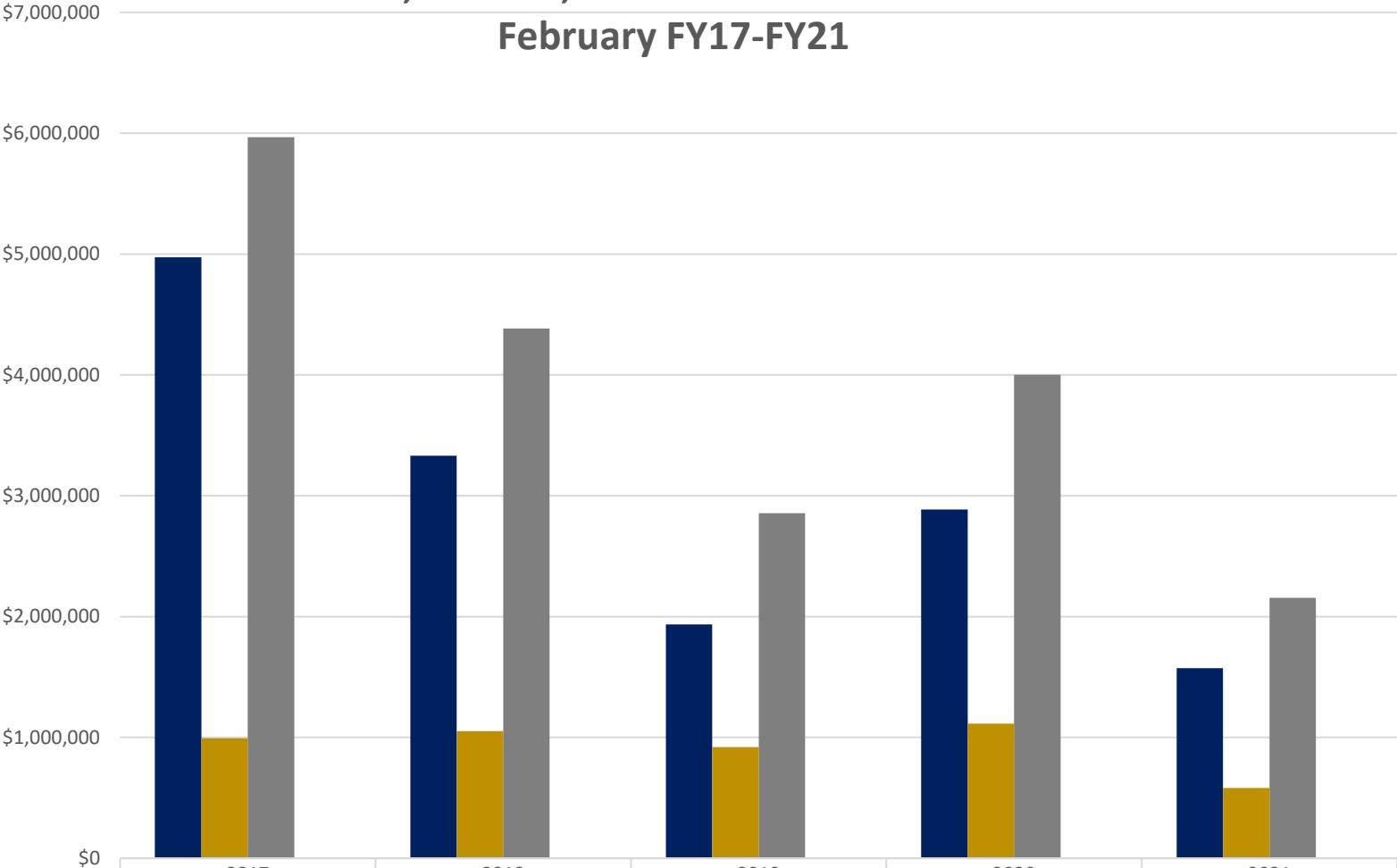


	2017	2018	2019	2020	2021
■ Direct Budget Amount	\$7,702,377	\$9,831,777	\$6,824,932	\$10,012,718	\$20,853,094
■ Indirect Budget Amount	\$2,214,673	\$3,619,708	\$2,824,001	\$3,999,317	\$7,073,666
■ Total Proposal	\$9,917,050	\$13,451,485	\$9,648,933	\$14,012,035	\$27,926,760
■ Proposals Processed Count	40	57	42	60	85

School of Nursing - Award Results

Direct, Indirect, Total and Award Processed

February FY17-FY21

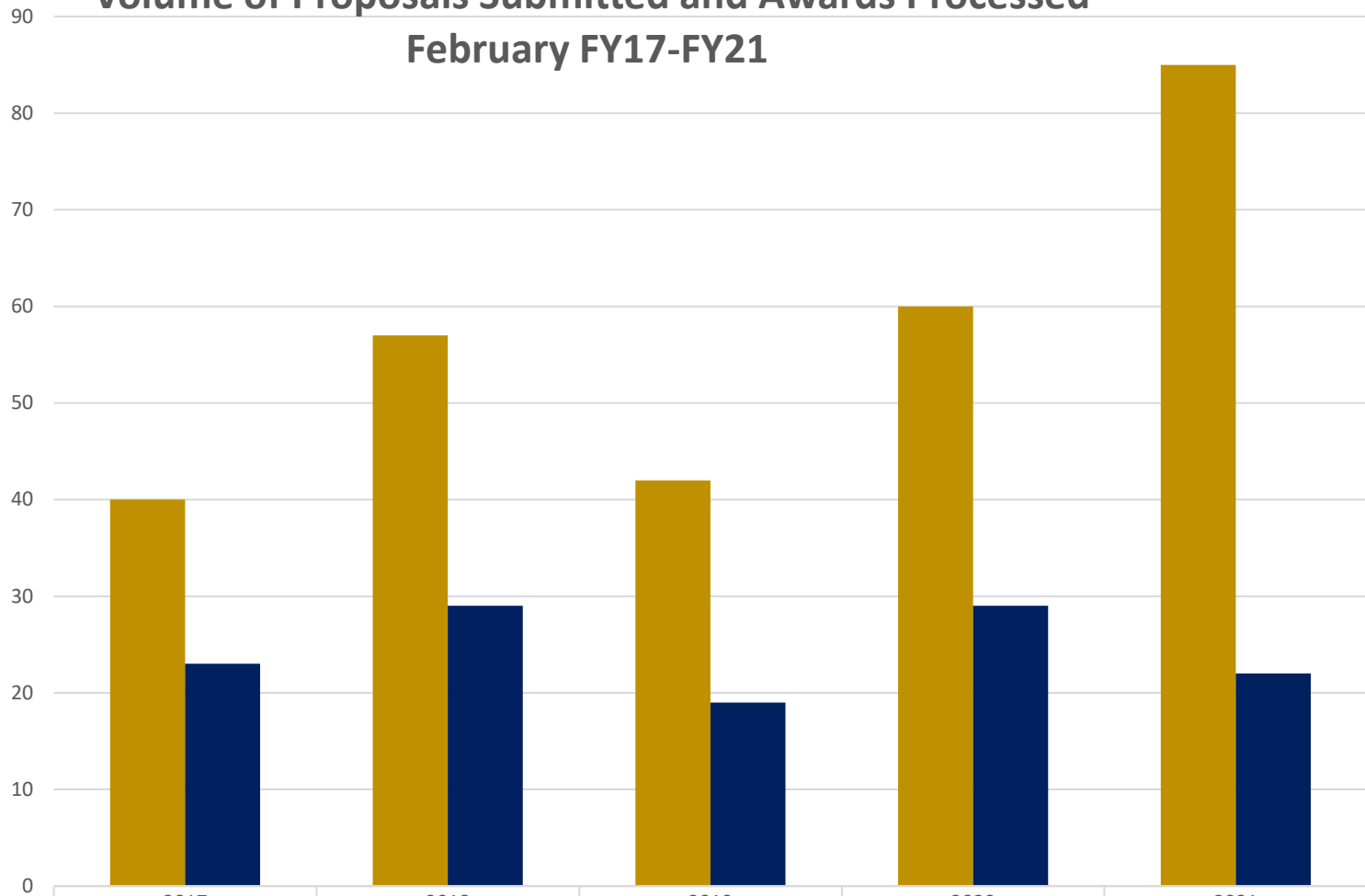


	2017	2018	2019	2020	2021
■ Direct (\$'s)	\$4,973,160	\$3,330,399	\$1,935,136	\$2,886,095	\$1,573,787
■ Indirect (\$'s)	\$992,831	\$1,052,936	\$920,568	\$1,115,149	\$581,918
■ Total Funding Total	\$5,965,991	\$4,383,335	\$2,855,704	\$4,001,244	\$2,155,705
■ Awards Processed	23	29	19	29	22

School of Nursing - Award Results

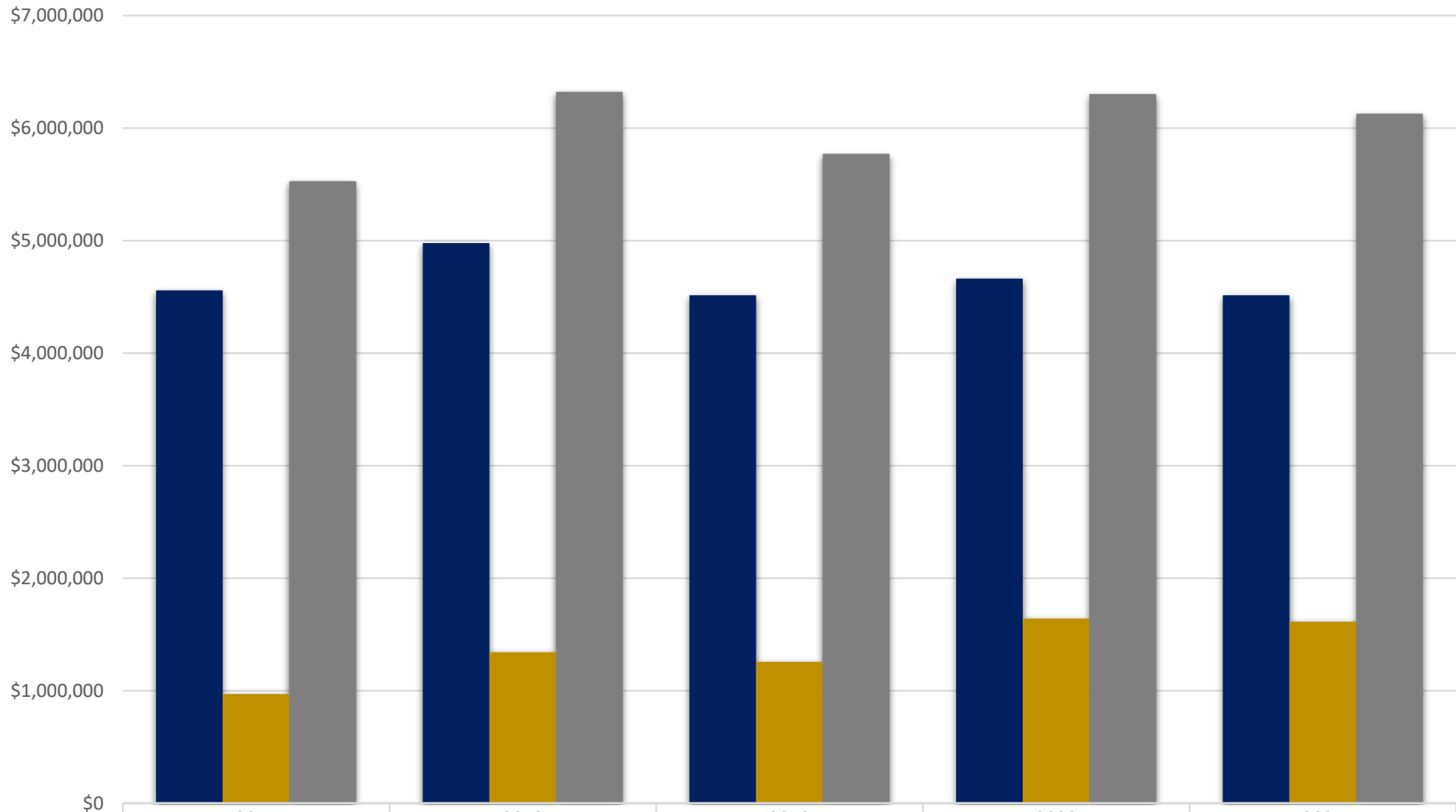
Volume of Proposals Submitted and Awards Processed

February FY17-FY21



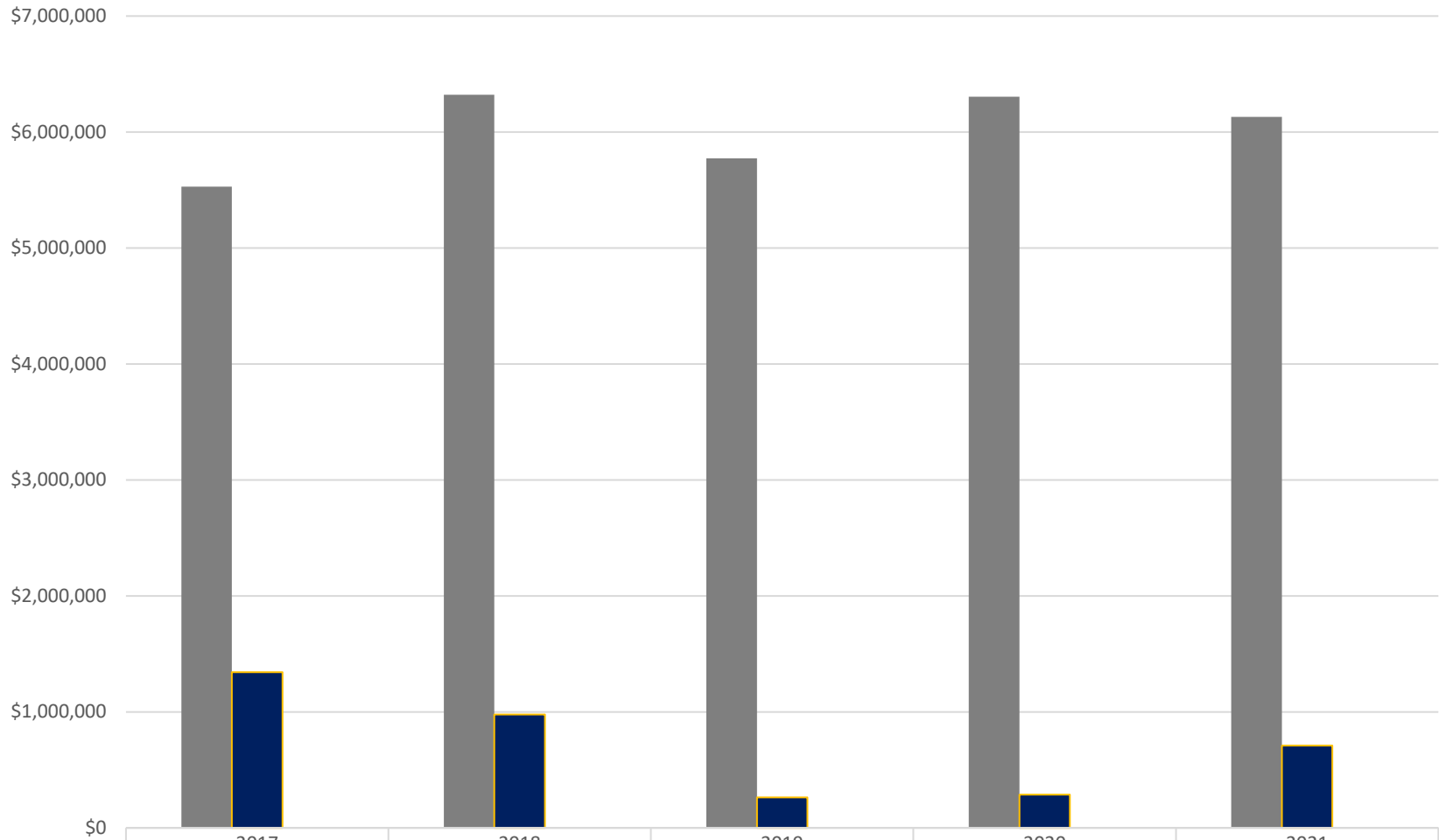
■ Proposals Processed Count	2017	2018	2019	2020	2021
	40	57	42	60	85
■ Awards Processed	23	29	19	29	22

School of Nursing - Sponsored Research Expenditures Direct, Indirect and Total February FY17-FY21



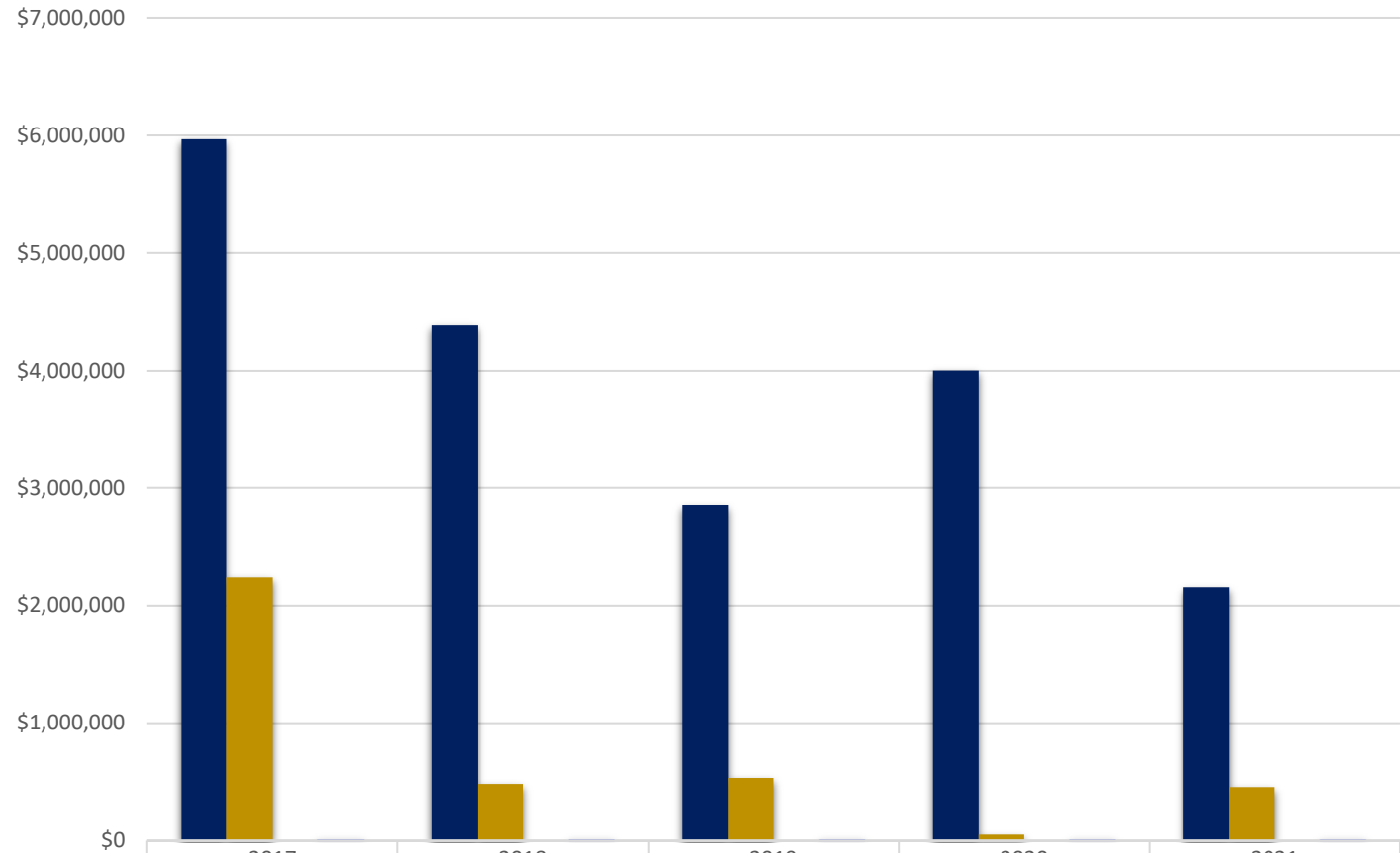
	2017	2018	2019	2020	2021
■ Direct (\$'s)	\$4,557,686	\$4,979,128	\$4,514,945	\$4,663,120	\$4,515,234
■ Indirect (\$'s)	\$972,035	\$1,343,141	\$1,257,511	\$1,640,910	\$1,614,608
■ Total Expenses	\$5,529,721	\$6,322,268	\$5,772,455	\$6,304,029	\$6,129,842

School of Nursing Sponsored Research Expenditures, Outgoing Sub-Awards February FY17-FY21



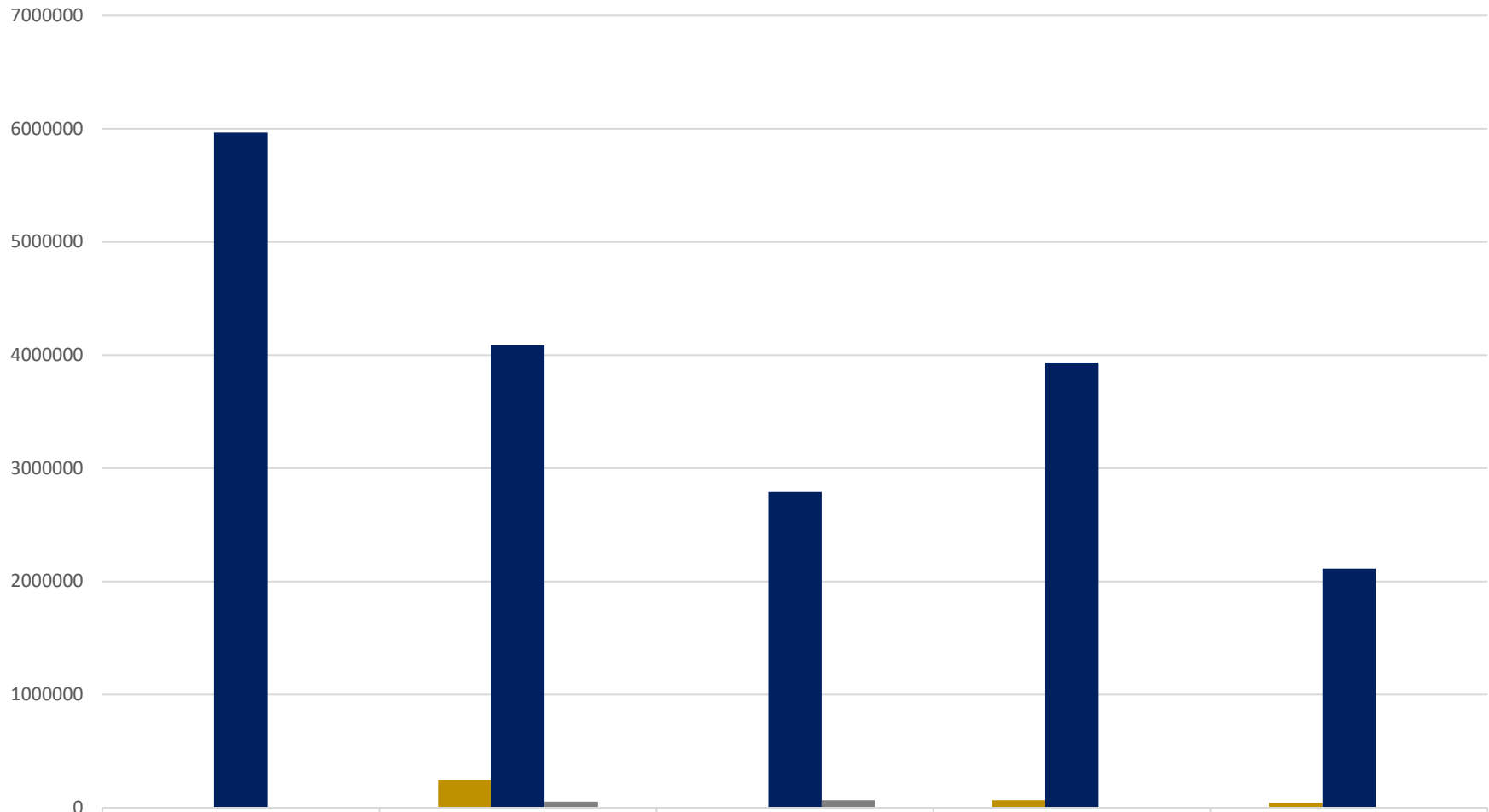
■ Total Expenses	\$5,529,721	\$6,322,268	\$5,772,455	\$6,304,029	\$6,129,842
■ Outgoing Sub-Awards	\$1,343,096	\$978,304	\$261,748	\$287,942	\$709,327
■ % of Expense Total	24.29%	15.47%	4.53%	4.57%	11.57%

School of Nursing Awards Incoming Sub-Awards Total Award Funding and Processed February FY17-FY21



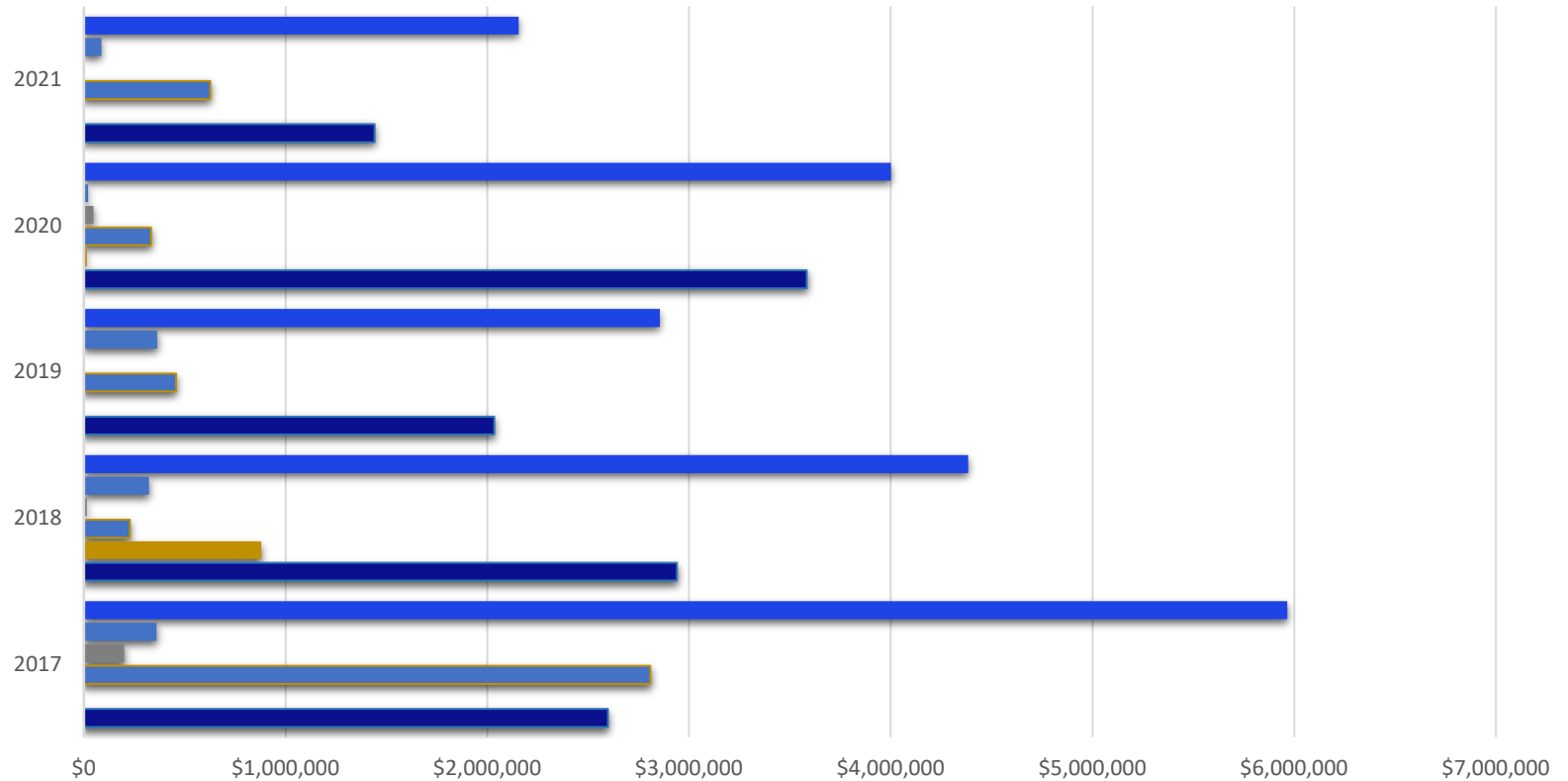
	2017	2018	2019	2020	2021
■ Total Award (Including Incoming Sub-Awards)	\$5,965,991	\$4,383,335	\$2,855,704	\$4,001,244	\$2,155,705
■ Total Incoming Sub-Awards	\$2,238,059	\$483,004	\$535,532	\$53,592	\$455,937
■ (Incoming Sub-Awards % of Total Award	37.51%	11.02%	18.75%	1.34%	21.15%
■ Awards Processed	23	29	19	29	22

School of Nursing Award Results by Research Type February FY17-FY21



Other		\$243,451		\$65,368	\$43,905
Research	\$5,965,991	\$4,085,840	\$2,790,688	\$3,935,876	\$2,111,800
Training		\$54,044	\$65,016		

School of Nursing Award Results by Sponsored Type February FY17-FY21



	2017	2018	2019	2020	2021
■ Total Funding Total Total	\$5,965,991	\$4,383,335	\$2,855,704	\$4,001,244	\$2,155,705
■ University	\$360,248	\$322,253	\$363,333	\$20,592	\$86,866
■ State	\$199,218	\$14,377		\$47,500	
■ Private	\$2,808,468	\$227,720	\$457,701	\$334,000	\$627,533
■ Foreign		\$879,403		\$15,385	
■ Federal	\$2,598,057	\$2,939,582	\$2,034,670	\$3,583,767	\$1,441,306