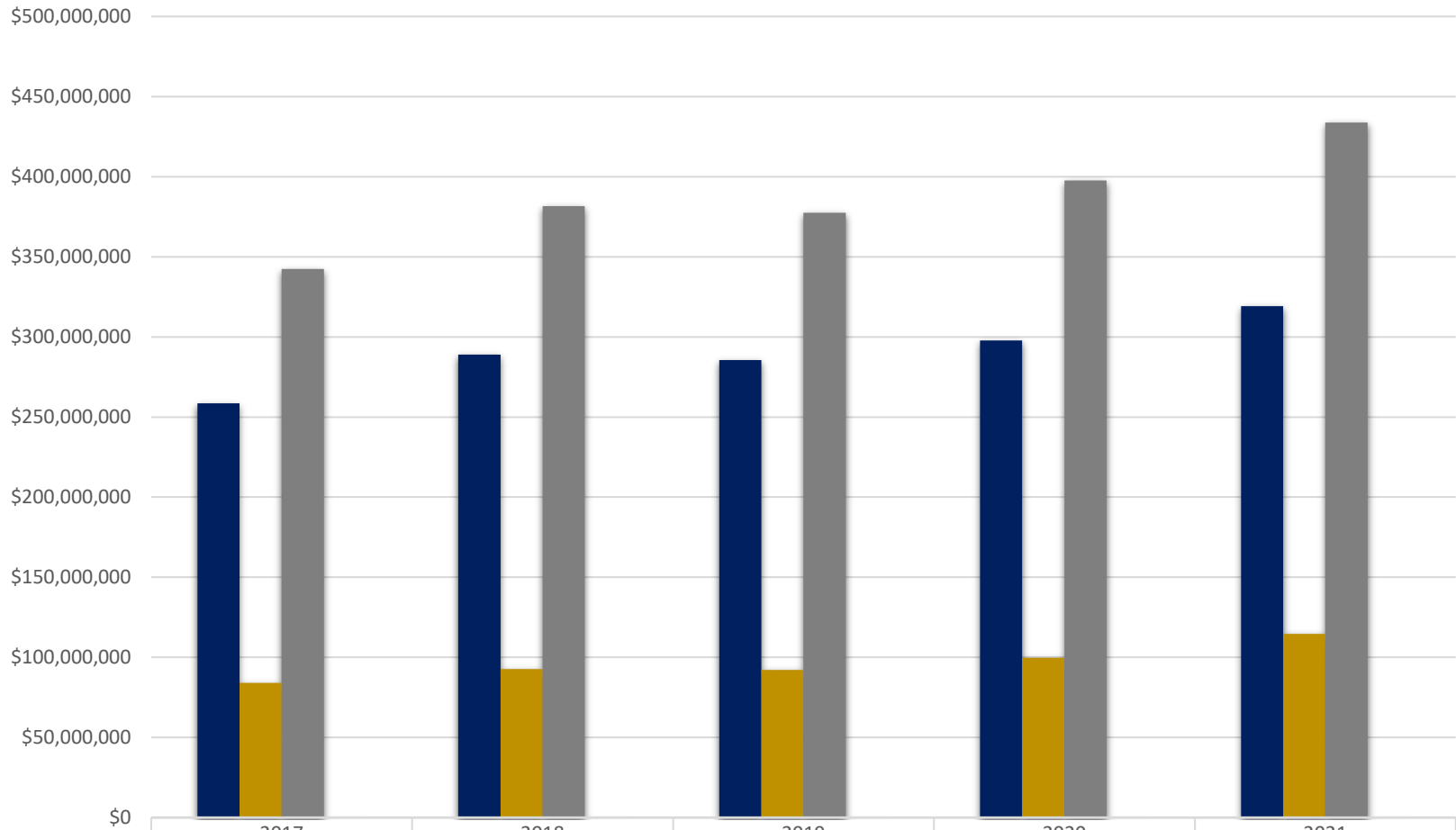


School of Medicine Proposals Submitted -Direct, Indirect and Total (\$'s) Processed February FY17-FY21

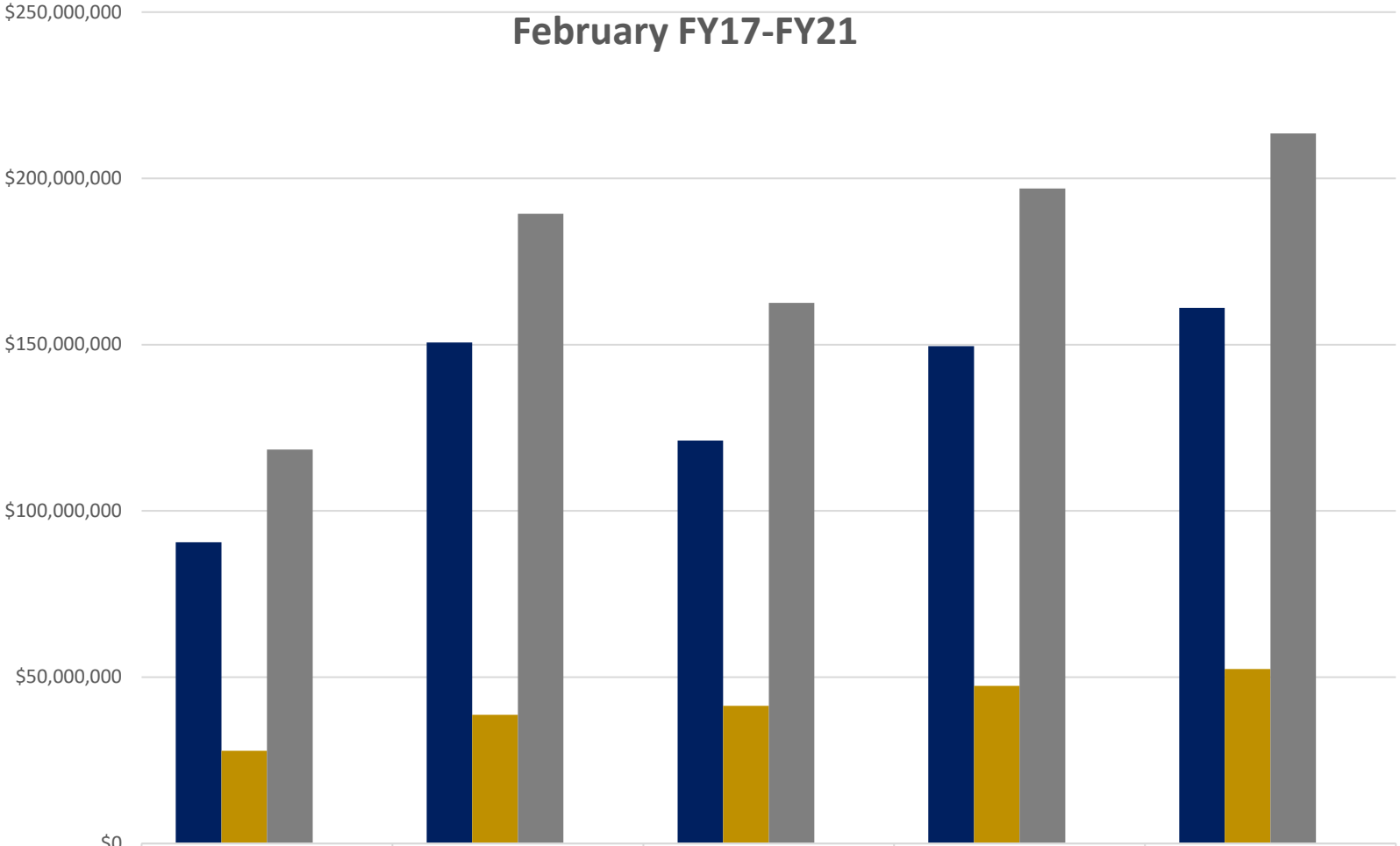


	2017	2018	2019	2020	2021
Direct Budget Amount	\$258,498,265	\$288,975,396	\$285,472,972	\$297,838,108	\$319,210,117
Indirect Budget Amount	\$83,945,106	\$92,706,437	\$92,069,906	\$99,768,870	\$114,546,219
Total Proposal	\$342,443,371	\$381,681,833	\$377,542,878	\$397,606,978	\$433,756,336
Proposals Processed Count	1449	1543	1481	1590	1679

School of Medicine- Award Results

Direct, Indirect, Total and Award Processed

February FY17-FY21

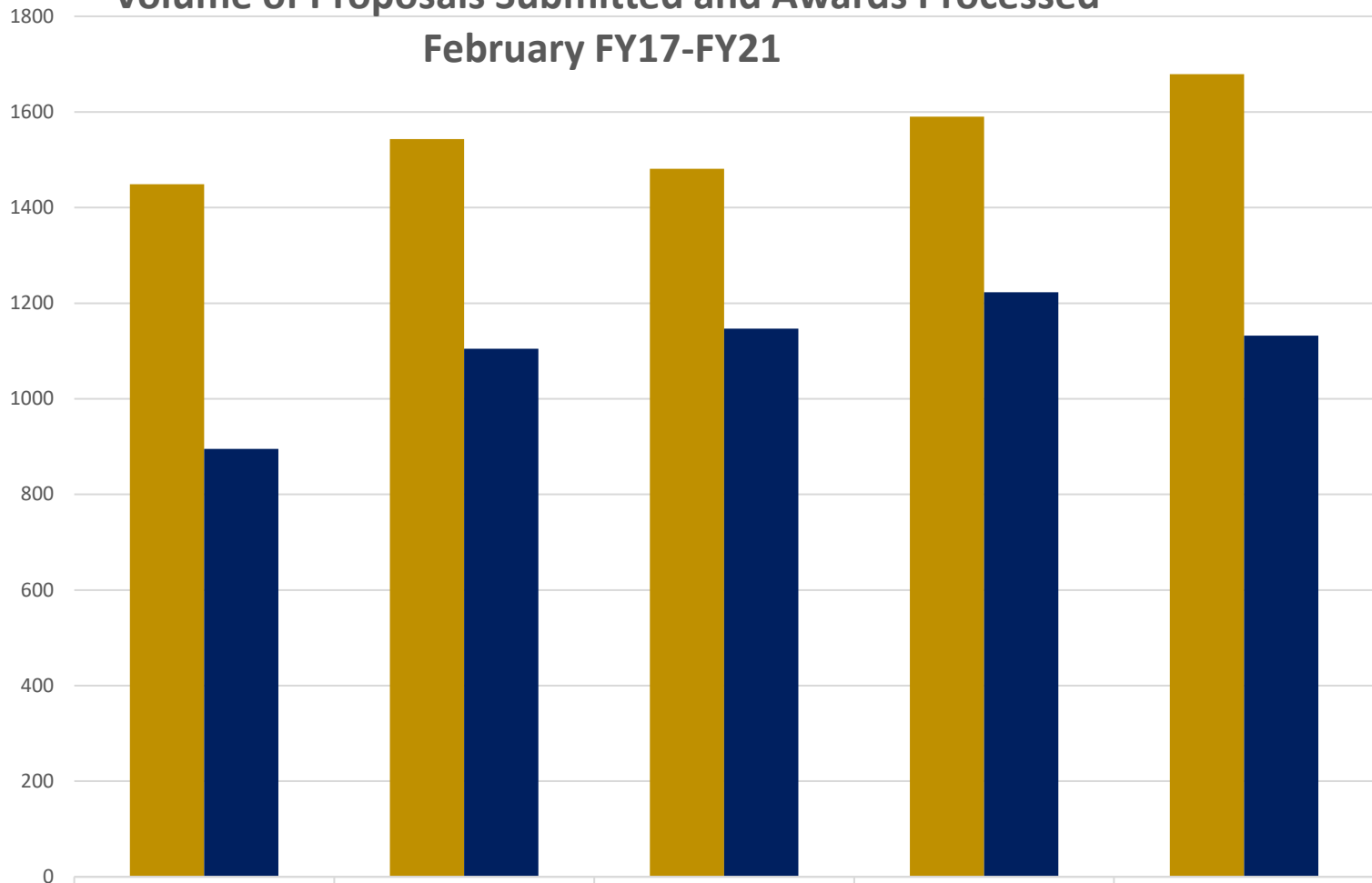


	2017	2018	2019	2020	2021
■ Direct (\$'s)	\$90,602,222	\$150,641,753	\$121,155,132	\$149,547,733	\$161,028,725
■ Indirect (\$'s)	\$27,841,760	\$38,725,916	\$41,381,392	\$47,404,651	\$52,491,276
■ Total Funding Total	\$118,443,982	\$189,367,668	\$162,536,524	\$196,952,384	\$213,520,002
■ Awards Processed	895	1105	1147	1223	1132

School of Medicine - Award Results

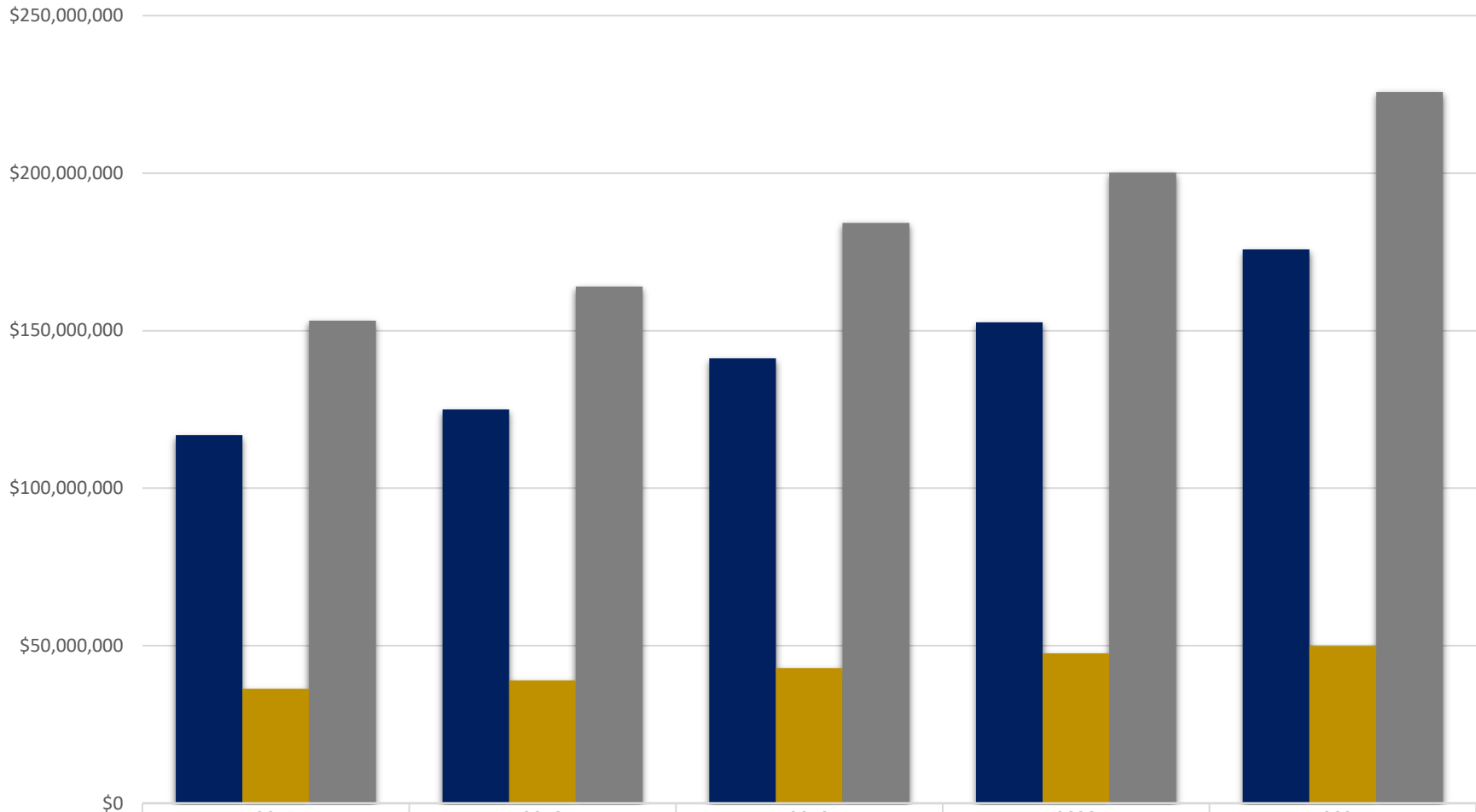
Volume of Proposals Submitted and Awards Processed

February FY17-FY21



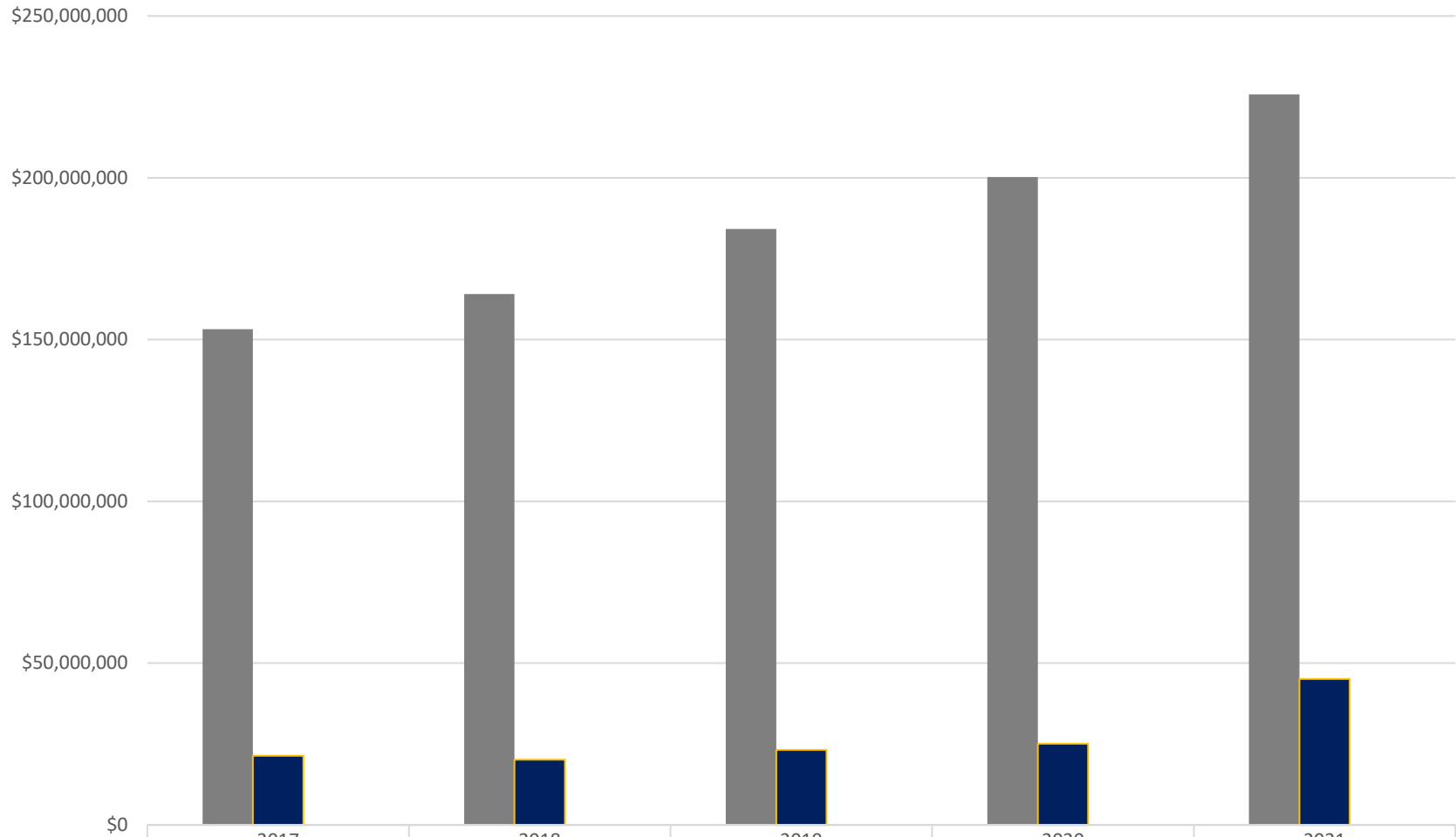
	2017	2018	2019	2020	2021
■ Proposals Processed Count	1449	1543	1481	1590	1679
■ Awards Processed	895	1105	1147	1223	1132

School of Medicine- Sponsored Research Expenditures Direct, Indirect and Total February FY17-FY21



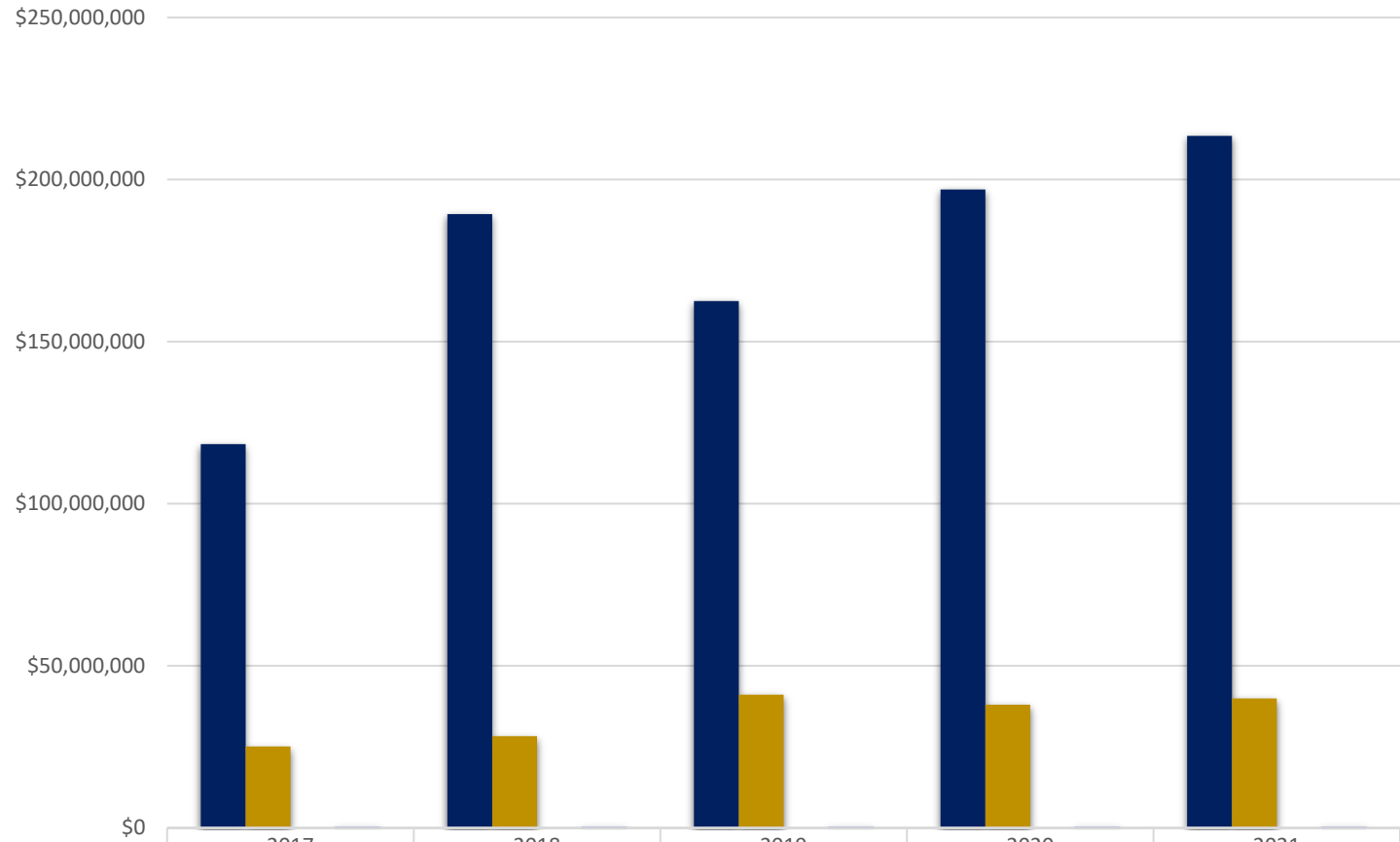
	2017	2018	2019	2020	2021
■ Direct (\$'s)	\$116,857,817	\$125,037,780	\$141,240,024	\$152,625,359	\$175,817,173
■ Indirect (\$'s)	\$36,314,437	\$39,006,760	\$42,933,491	\$47,555,649	\$49,925,051
■ Total Expenses	\$153,172,254	\$164,044,540	\$184,173,515	\$200,181,008	\$225,742,223

School of Medicine Sponsored Research Expenditures, Outgoing Sub-Awards February FY17-FY21



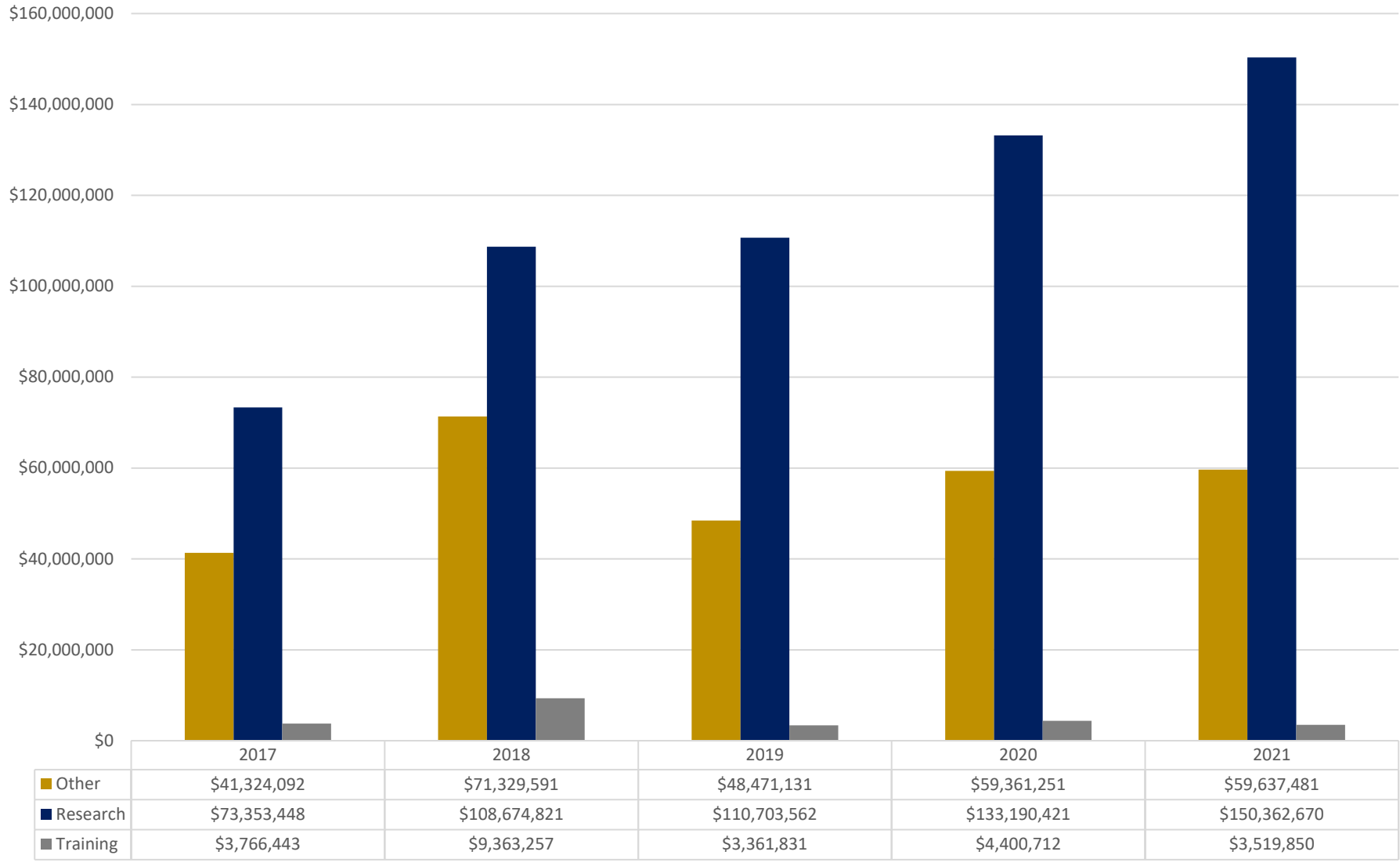
■ Total Expenses	\$153,172,254	\$164,044,540	\$184,173,515	\$200,181,008	\$225,742,223
■ Outgoing Sub-Awards	\$21,337,620	\$20,179,359	\$23,198,837	\$25,056,486	\$45,082,809
■ % of Expense Total	13.93%	12.30%	12.60%	12.52%	19.97%

School of Medicine Awards Incoming Sub-Awards Total Award Funding and Processed February FY17-FY21

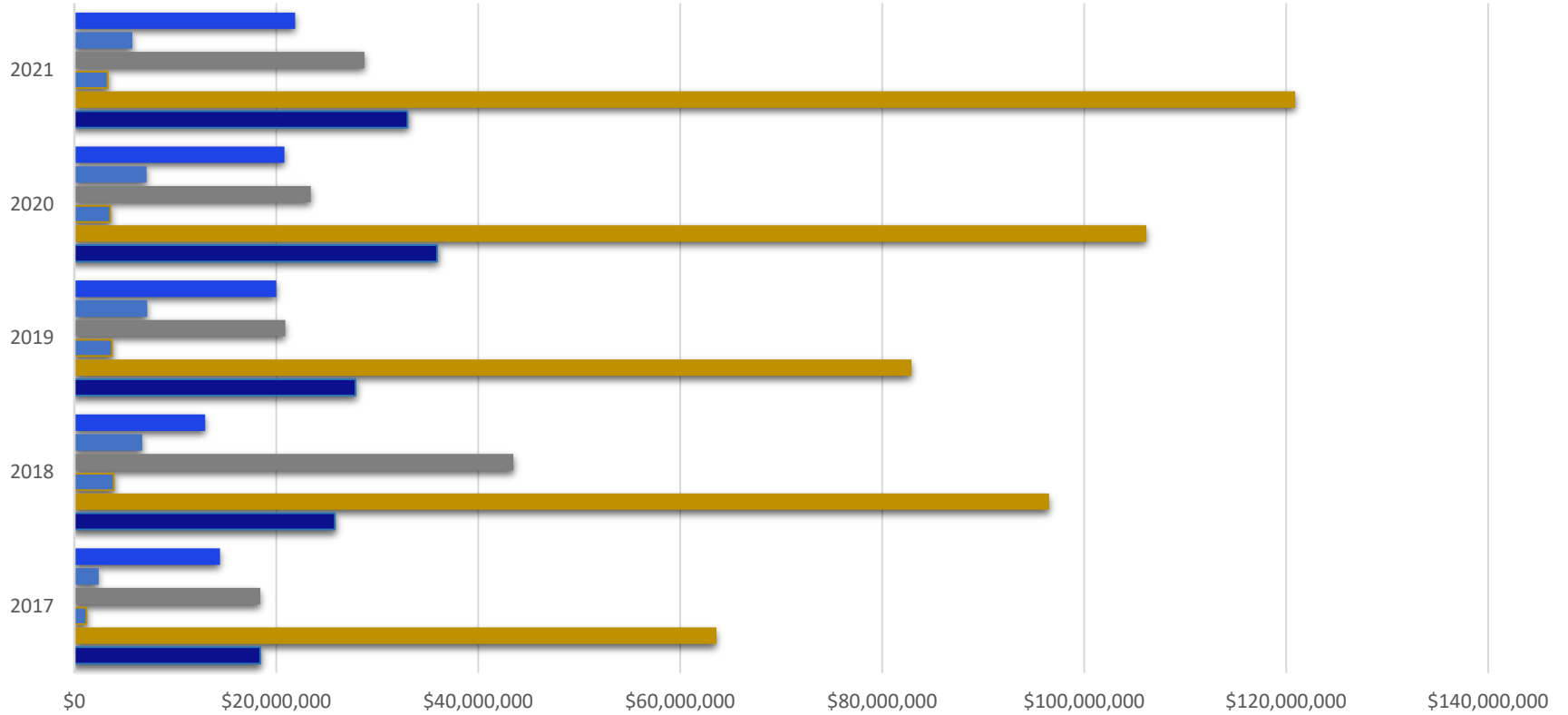


	2017	2018	2019	2020	2021
■ Total Award (Including Incoming Sub-Awards)	\$118,443,982	\$189,367,668	\$162,536,524	\$196,952,384	\$213,520,002
■ Total Incoming Sub-Awards	\$25,118,361	\$28,340,898	\$41,141,071	\$38,055,850	\$39,912,994
■ (Incoming Sub-Awards % of Total Award)	21.21%	14.97%	25.31%	19.32%	18.69%
■ Awards Processed	895	1105	1147	1223	1132

School of Medicine Award Results by Research Type February FY17-FY21



School of Medicine Award Results by Sponsored Type February FY17-FY21



	2017	2018	2019	2020	2021
■ University	\$14,418,783	\$12,950,347	\$19,982,852	\$20,786,200	\$21,872,231
■ State	\$2,418,805	\$6,729,187	\$7,206,226	\$7,143,965	\$5,745,834
■ Private	\$18,399,073	\$43,469,036	\$20,882,105	\$23,407,919	\$28,737,650
■ Foreign	\$1,211,836	\$3,910,491	\$3,722,518	\$3,554,624	\$3,307,669
■ Federal	\$63,573,045	\$96,507,192	\$82,891,499	\$106,137,392	\$120,879,304
■ Corporate	\$18,422,440	\$25,801,415	\$27,851,323	\$35,922,284	\$32,977,314