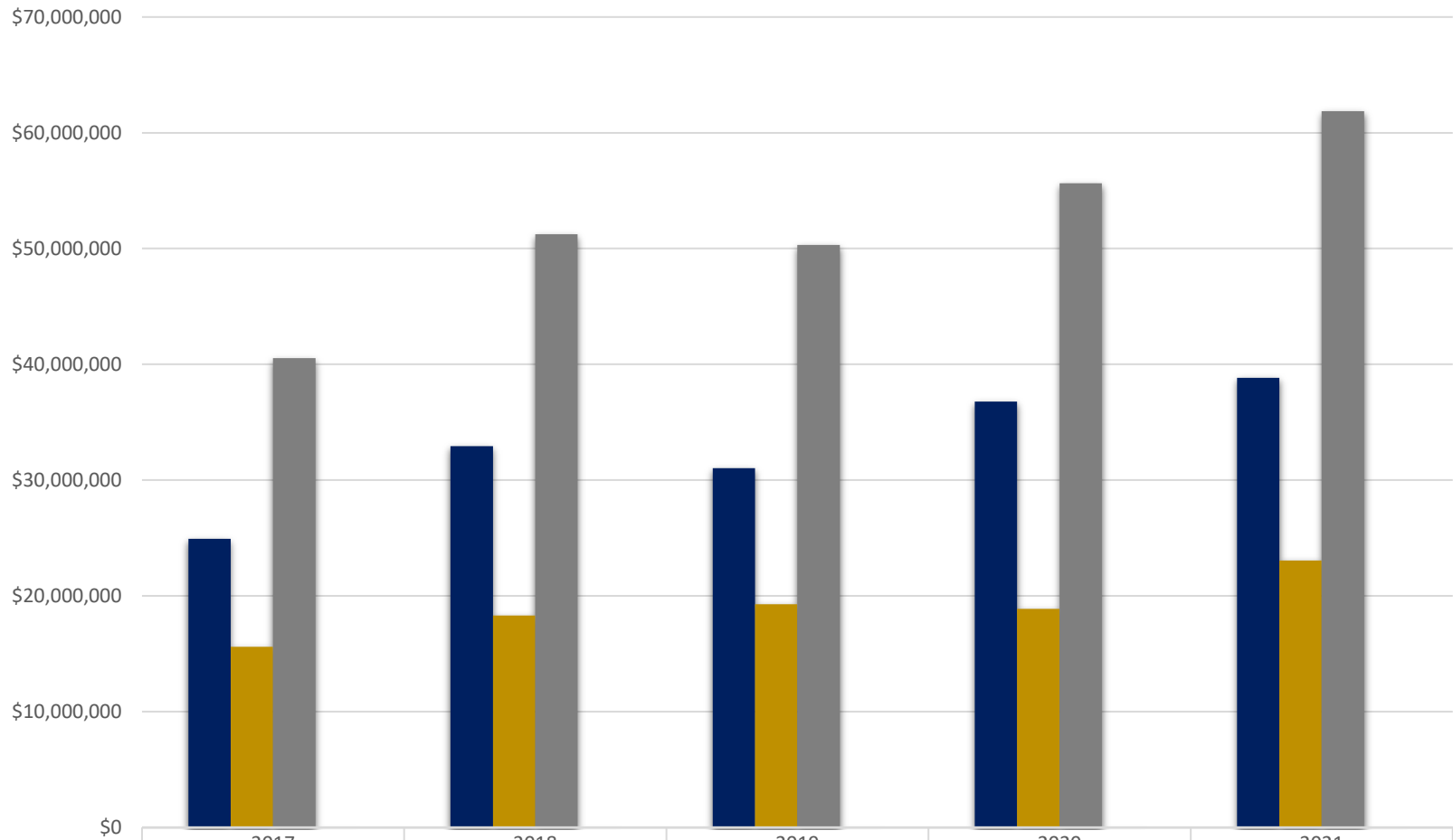
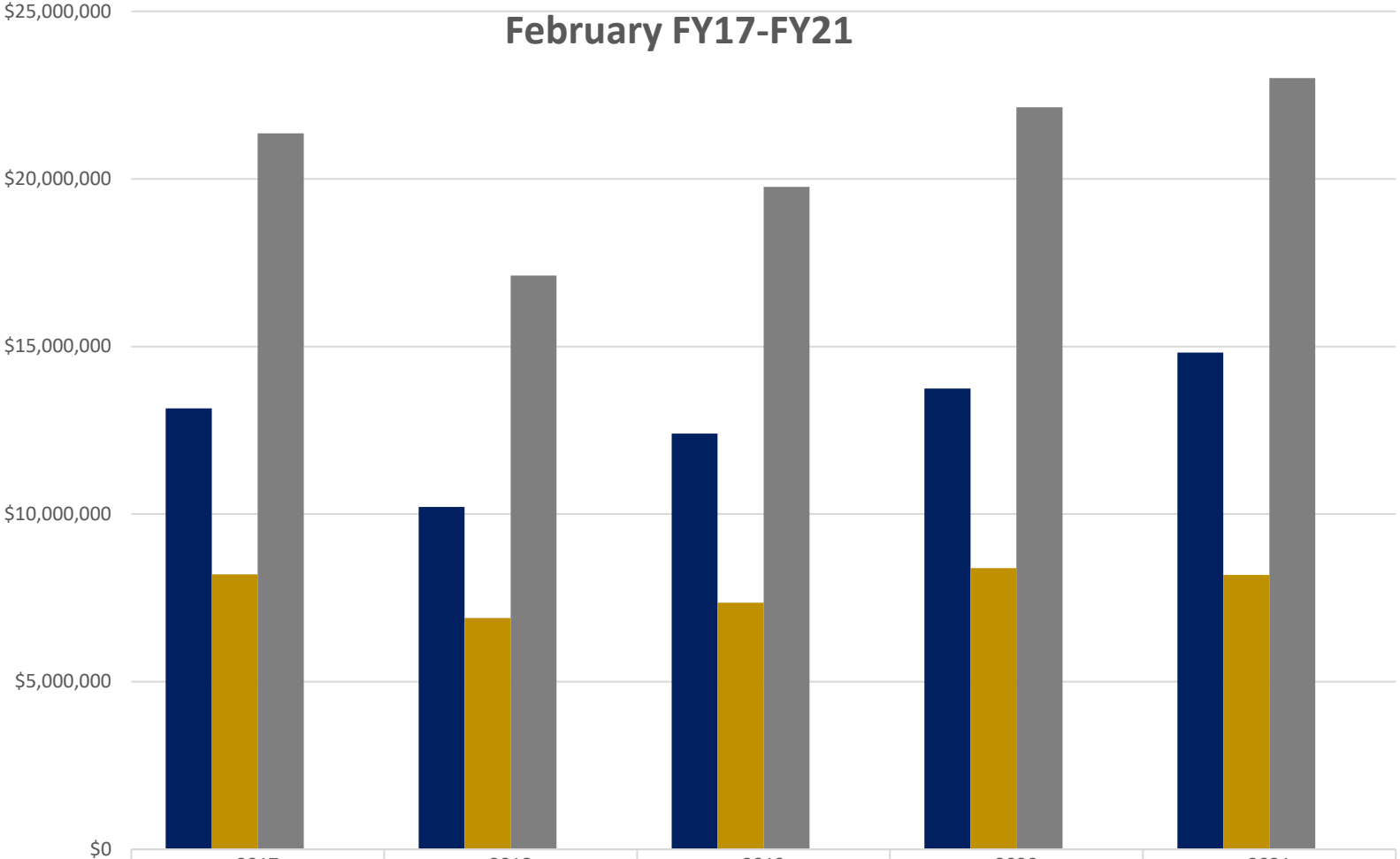


Yerkes Primate Center Proposals Submitted -Direct, Indirect and Total (\$'s) Processed February FY17-FY21



	2017	2018	2019	2020	2021
Direct Budget Amount	\$24,943,140	\$32,936,670	\$31,044,064	\$36,772,102	\$38,827,943
Indirect Budget Amount	\$15,599,990	\$18,295,877	\$19,279,507	\$18,871,790	\$23,047,340
Total Proposal	\$40,543,130	\$51,232,547	\$50,323,571	\$55,643,892	\$61,875,283
Proposals Processed Count	99	90	95	102	106

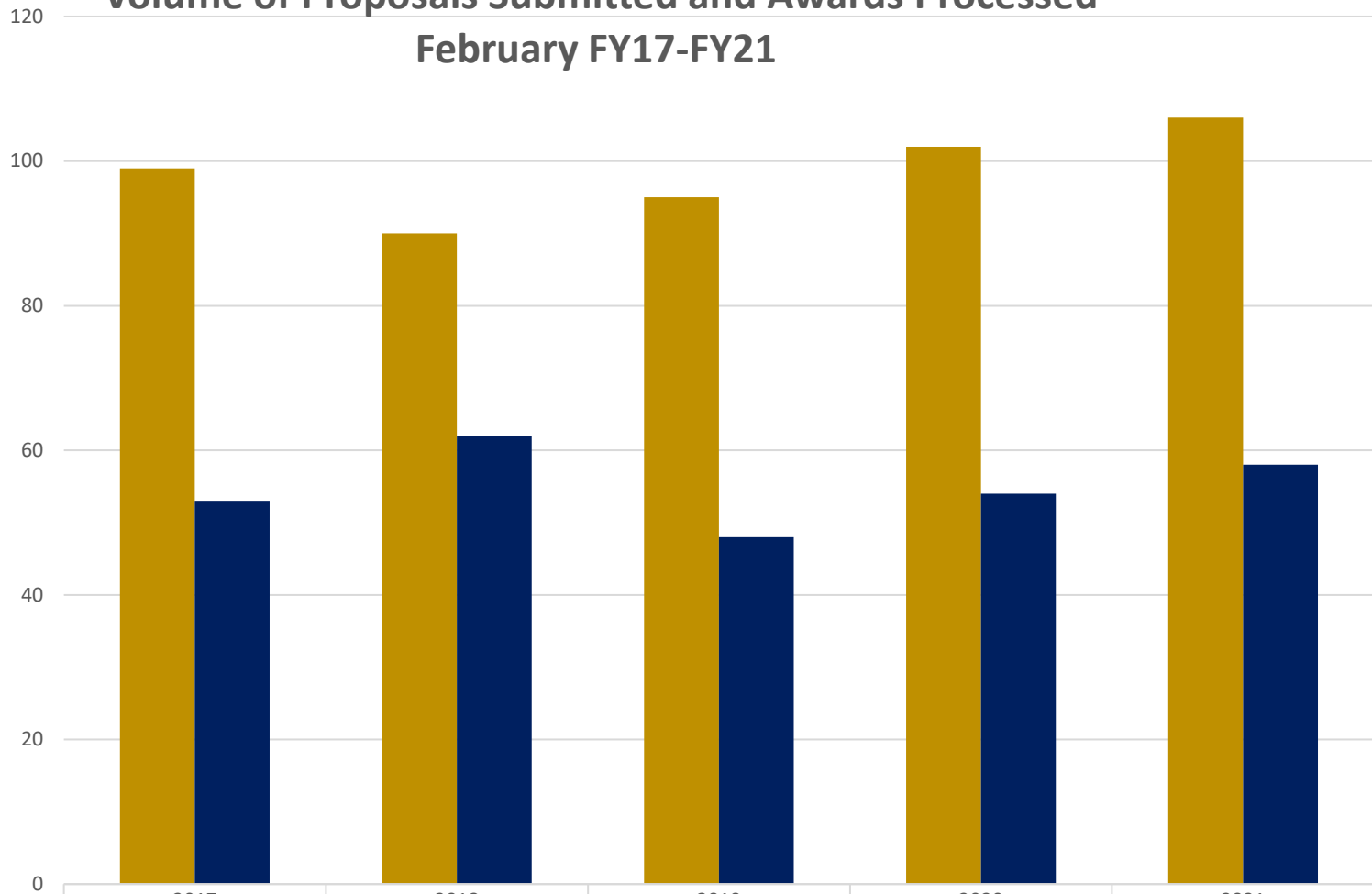
Yerkes Primate Center - Award Results Direct, Indirect, Total and Award Processed February FY17-FY21



	2017	2018	2019	2020	2021
Direct (\$'s)	\$13,154,111	\$10,211,572	\$12,404,591	\$13,743,375	\$14,819,180
Indirect (\$'s)	\$8,204,815	\$6,905,681	\$7,356,271	\$8,391,919	\$8,184,633
Total Funding Total	\$21,358,927	\$17,117,253	\$19,760,862	\$22,135,294	\$23,003,814
Awards Processed	53	62	48	54	58

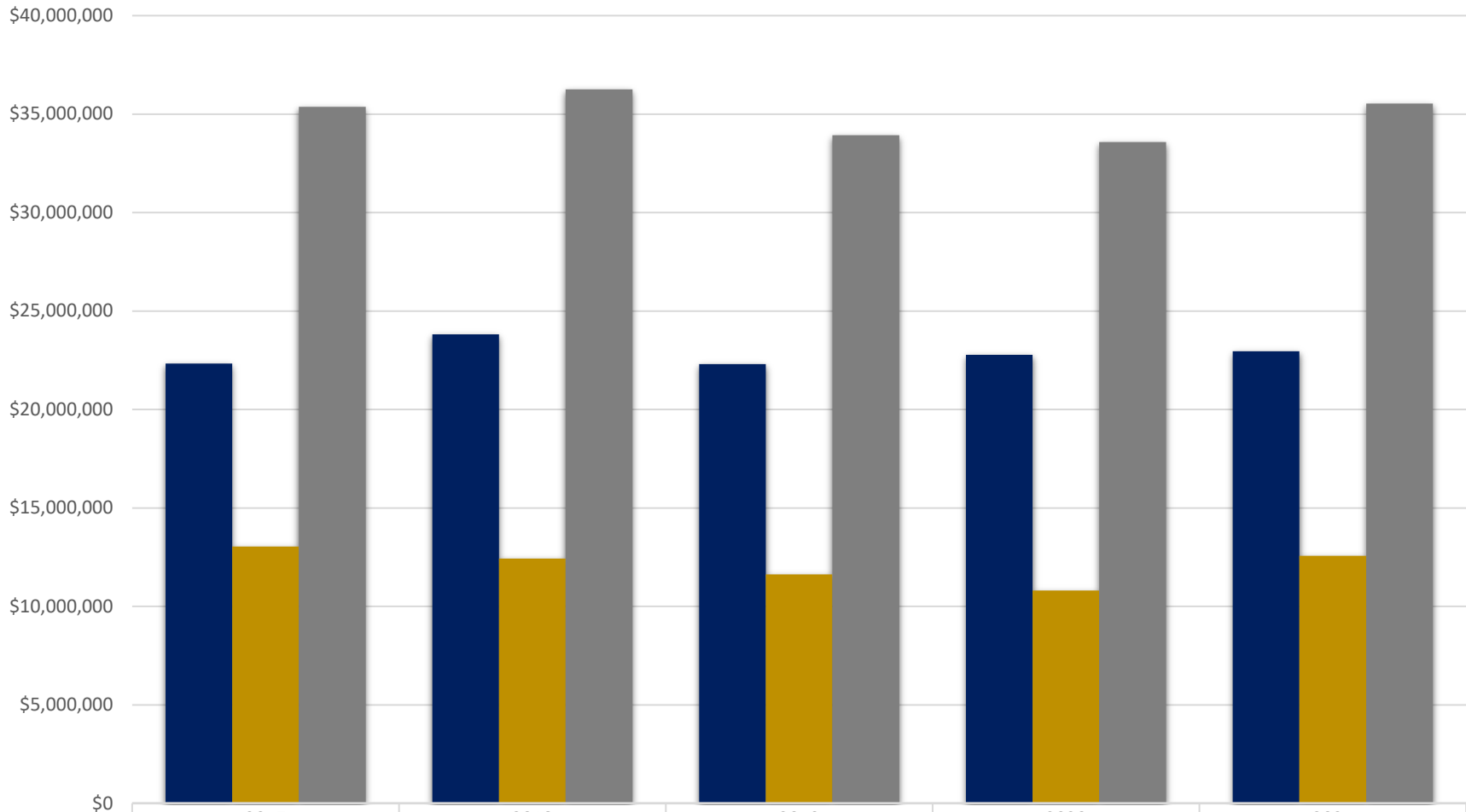
Yerkes Primate Center - Award Results

Volume of Proposals Submitted and Awards Processed February FY17-FY21



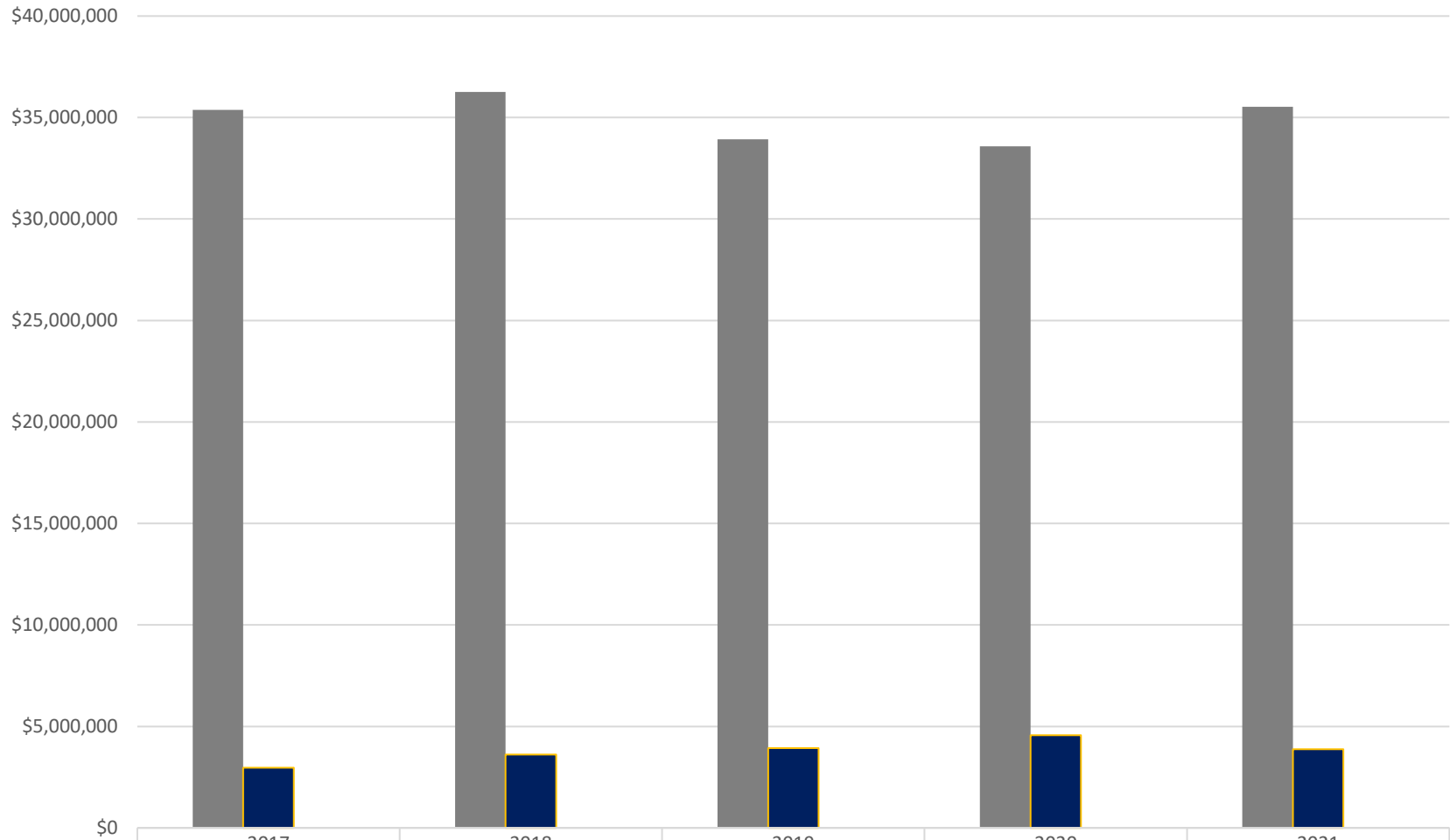
	2017	2018	2019	2020	2021
■ Proposals Processed Count	99	90	95	102	106
■ Awards Processed	53	62	48	54	58

Yerkes Primate Center - Sponsored Research Expenditures Direct, Indirect and Total February FY17-FY21



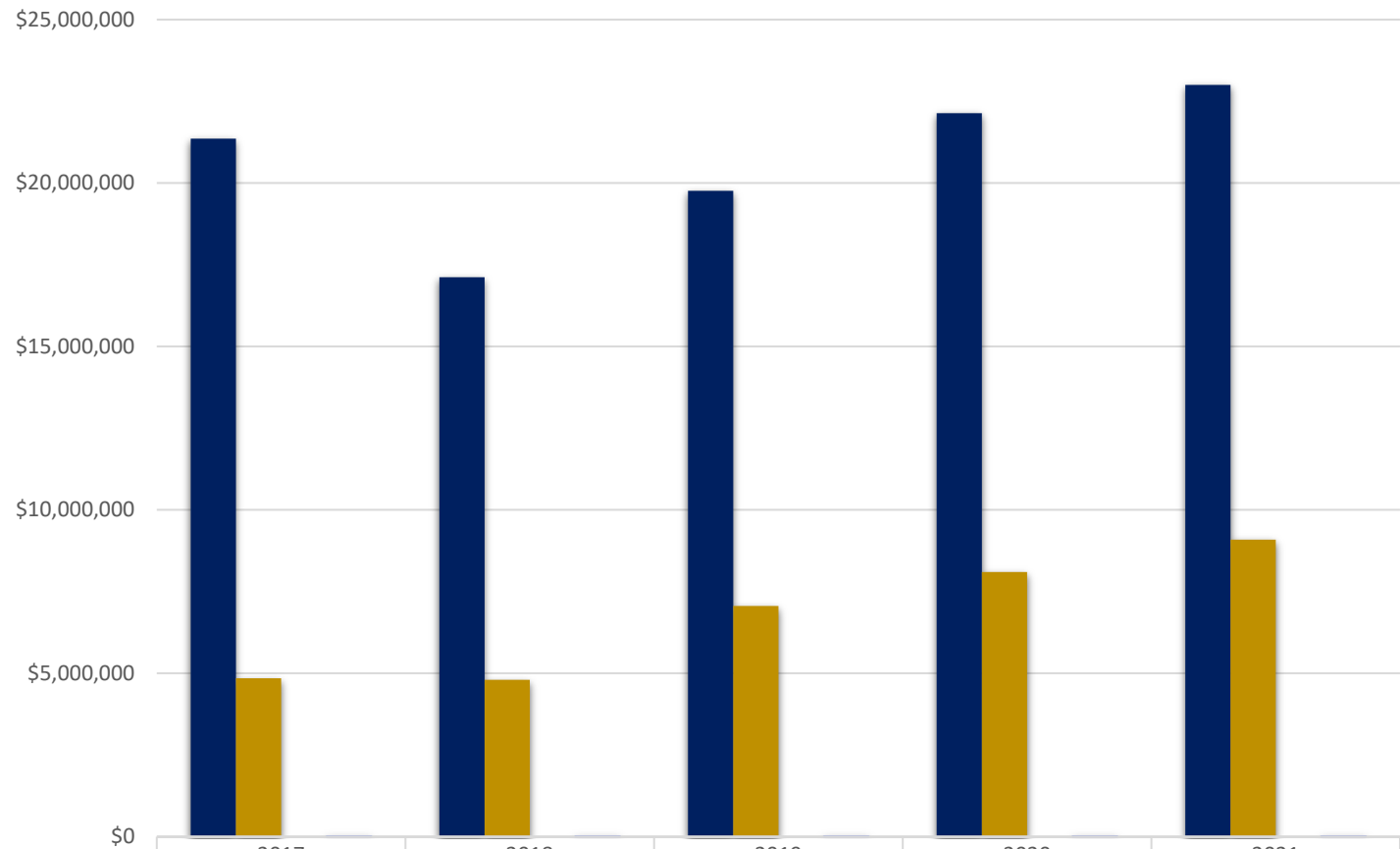
	2017	2018	2019	2020	2021
■ Direct (\$'s)	\$22,334,788	\$23,821,162	\$22,299,904	\$22,770,224	\$22,960,849
■ Indirect (\$'s)	\$13,040,215	\$12,433,099	\$11,629,678	\$10,809,318	\$12,571,846
■ Total Expenses	\$35,375,004	\$36,254,260	\$33,929,582	\$33,579,542	\$35,532,696

Yerkes Primate Center Sponsored Research Expenditures, Outgoing Sub-Awards February FY17-FY21



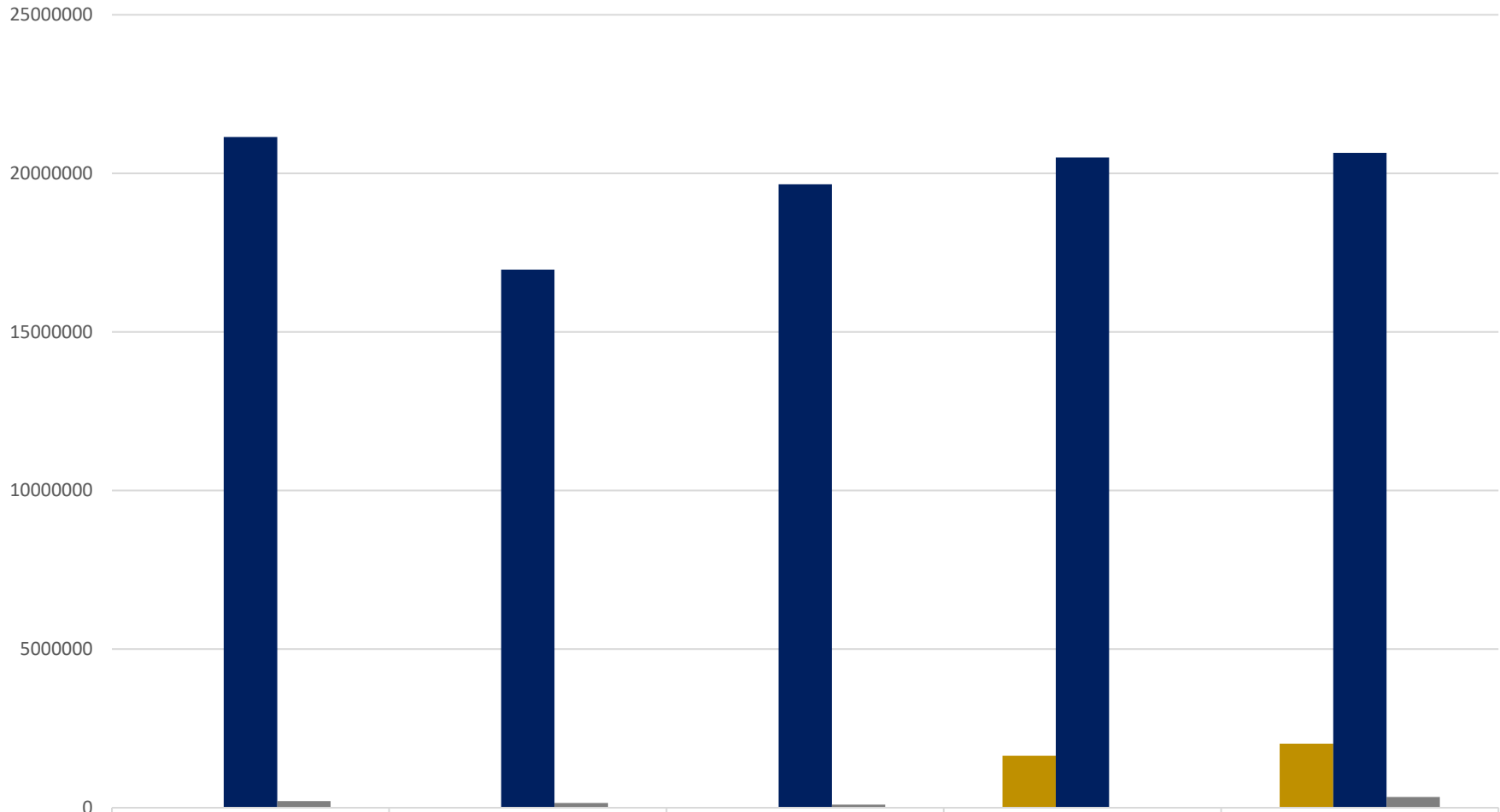
■ Total Expenses	\$35,375,004	\$36,254,260	\$33,929,582	\$33,579,542	\$35,532,696
■ Outgoing Sub-Awards	\$2,958,418	\$3,611,621	\$3,932,801	\$4,561,890	\$3,879,827
■ % of Expense Total	8.36%	9.96%	11.59%	13.59%	10.92%

Yerkes Primate Center Awards Incoming Sub-Awards Total Award Funding and Processed February FY17-FY21



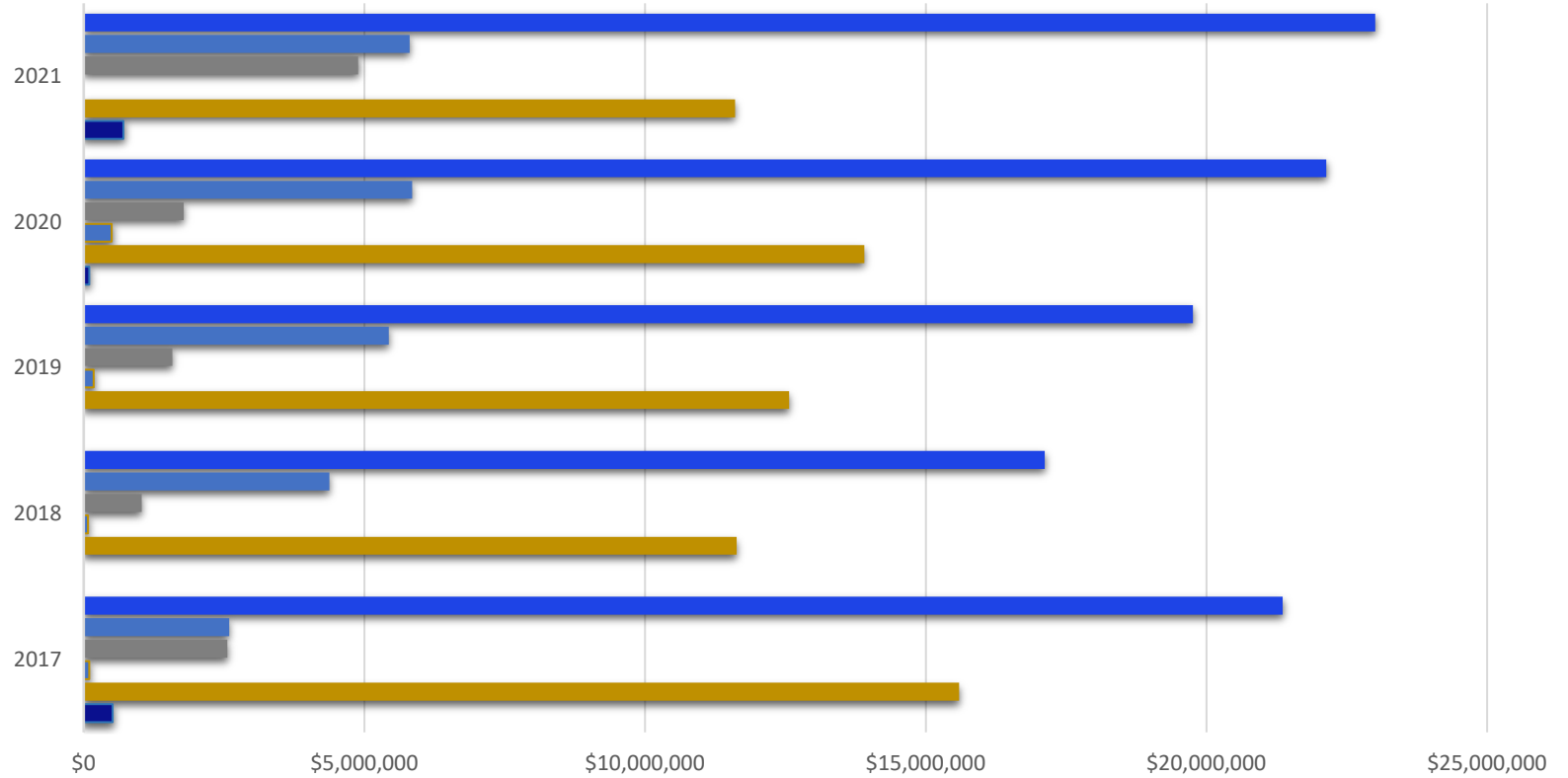
■ Total Award (Including Incoming Sub-Awards)	\$21,358,927	\$17,117,253	\$19,760,862	\$22,135,294	\$23,003,814
■ Total Incoming Sub-Awards	\$4,847,502	\$4,798,717	\$7,056,901	\$8,096,177	\$9,090,398
■ (Incoming Sub-Awards % of Total Award)	22.70%	28.03%	35.71%	36.58%	39.52%
■ Awards Processed	53	62	48	54	58

Yerkes Primate Center Award Results by Research Type February FY17-FY21



	2017	2018	2019	2020	2021
Other				\$1,637,319	\$2,018,800
Research	\$21,151,154	\$16,967,253	\$19,659,122	\$20,497,975	\$20,644,173
Training	\$207,773	\$150,000	\$101,740		\$340,841

Yerkes Primate Center Award Results by Sponsored Type February FY17-FY21



	2017	2018	2019	2020	2021
■ Total Funding Total Total	\$21,358,927	\$17,117,253	\$19,760,862	\$22,135,294	\$23,003,814
■ University	\$2,590,991	\$4,373,796	\$5,434,962	\$5,847,994	\$5,808,225
■ Private	\$2,555,411	\$1,032,489	\$1,580,400	\$1,782,733	\$4,887,766
■ Foreign	\$100,000	\$78,000	\$178,229	\$500,000	
■ Federal	\$15,595,090	\$11,632,968	\$12,567,271	\$13,907,721	\$11,602,034
■ Corporate	\$517,435	\$0		\$96,846	\$705,789