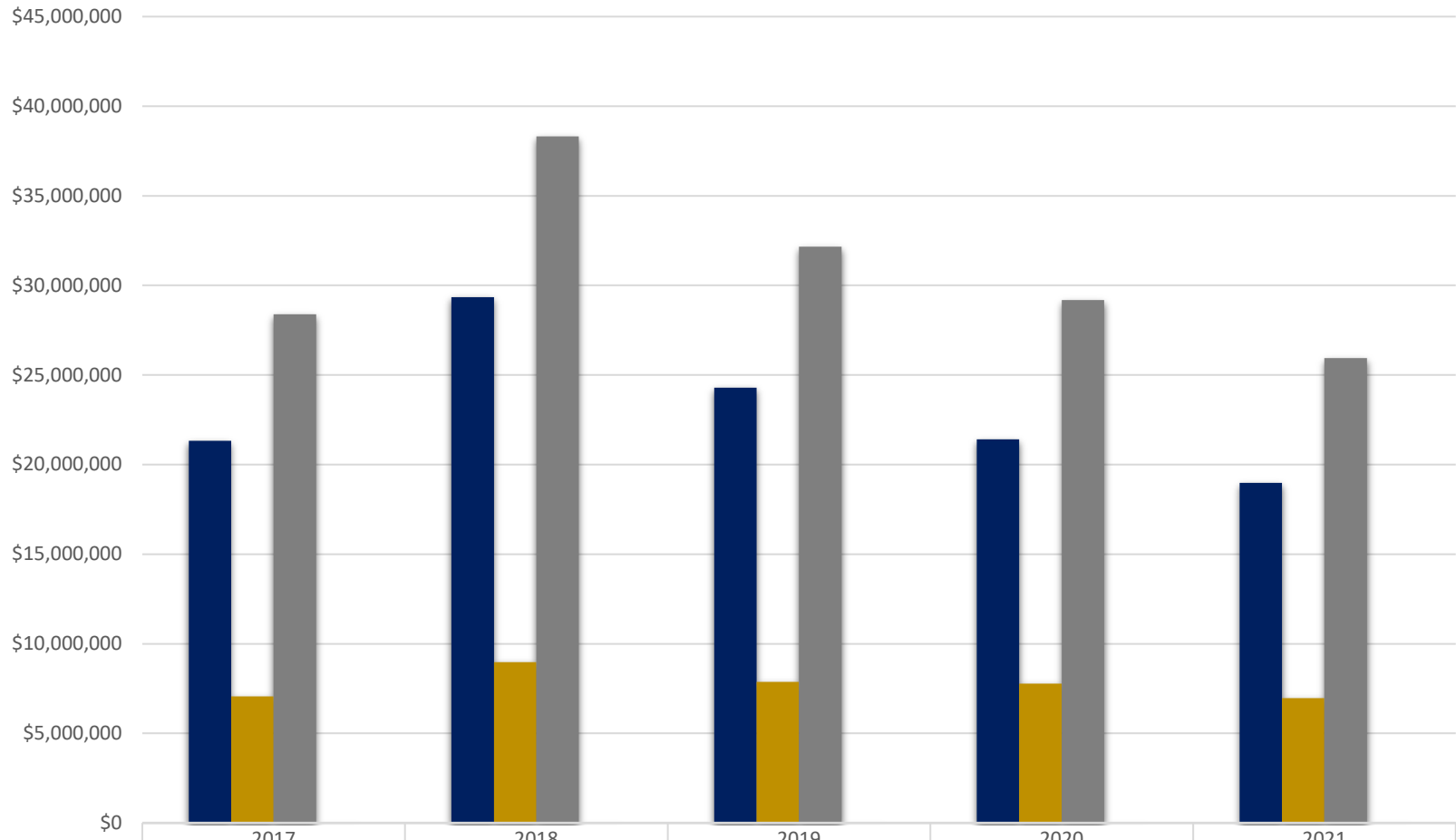


## Emory College Proposals Submitted -Direct, Indirect and Total (\$'s) Processed February FY17-FY21

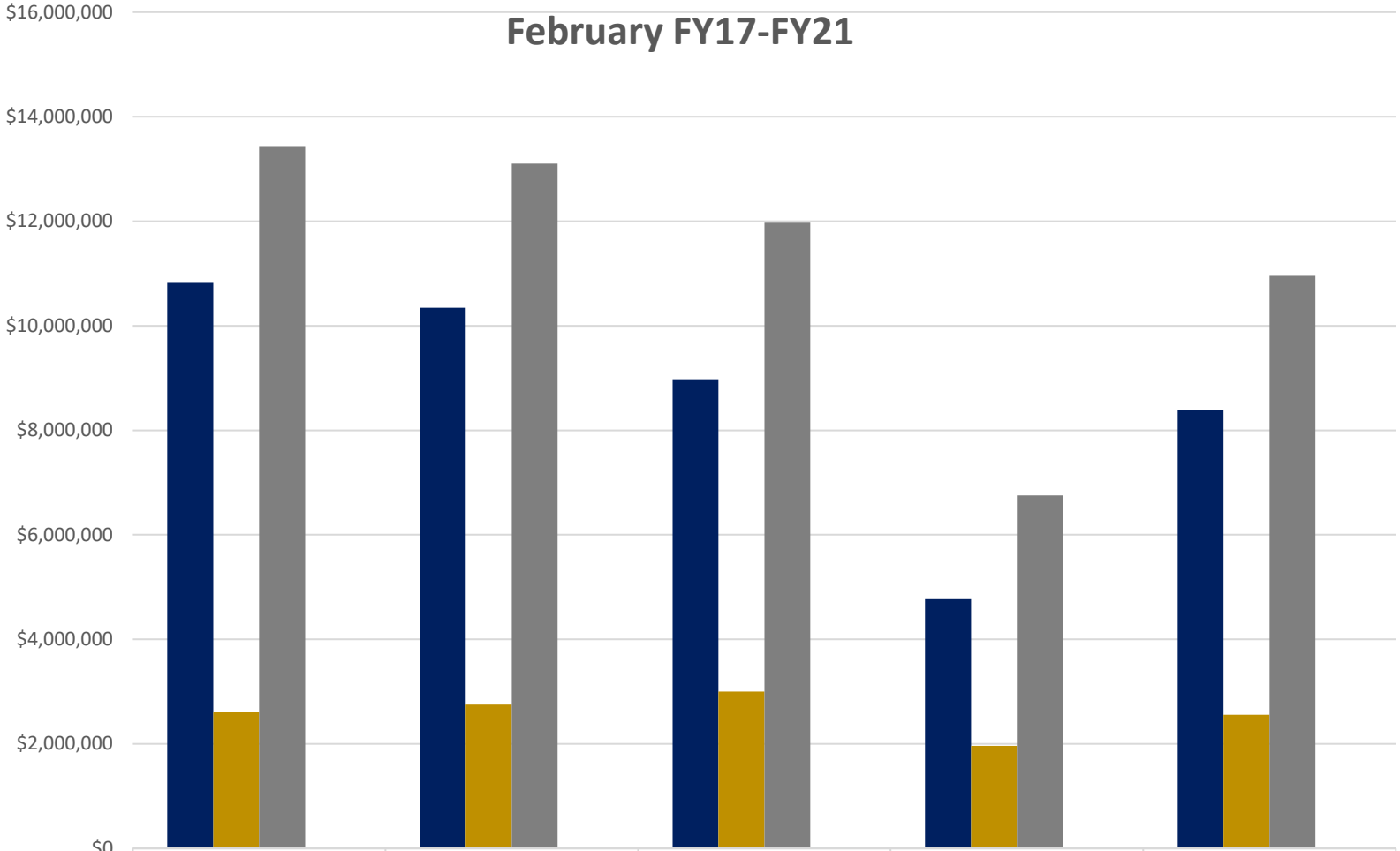


	2017	2018	2019	2020	2021
■ Direct Budget Amount	\$21,331,820	\$29,338,713	\$24,295,821	\$21,413,173	\$18,985,507
■ Indirect Budget Amount	\$7,056,334	\$8,967,678	\$7,870,112	\$7,771,525	\$6,962,010
■ Total Proposal	\$28,388,154	\$38,306,391	\$32,165,933	\$29,184,698	\$25,947,517
■ Proposals Processed Count	144	174	168	166	161

## Emory College - Award Results

### Direct, Indirect, Total and Award Processed

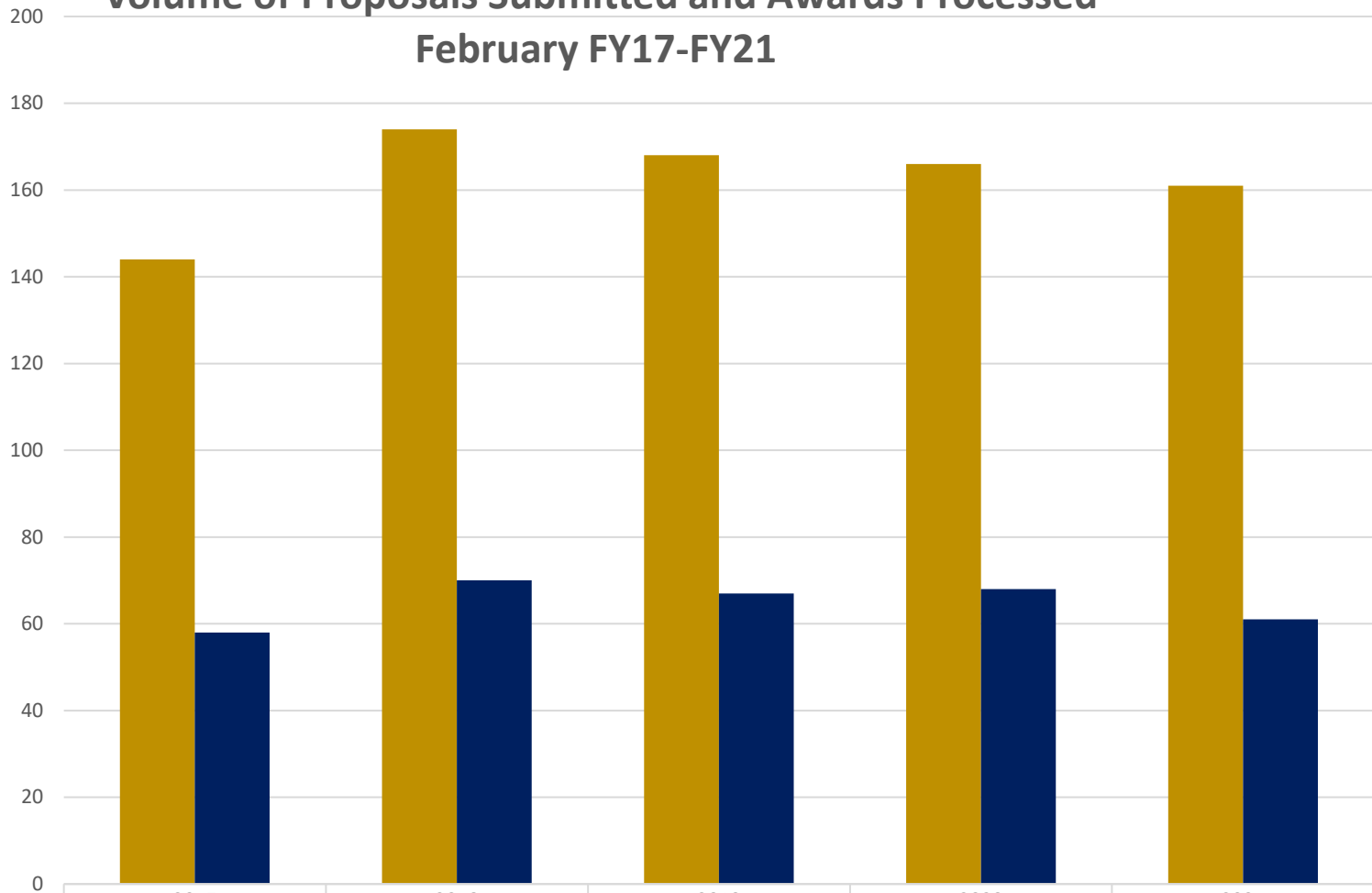
#### February FY17-FY21



	2017	2018	2019	2020	2021
■ Direct (\$'s)	\$10,818,496	\$10,347,127	\$8,974,971	\$4,787,239	\$8,394,420
■ Indirect (\$'s)	\$2,617,217	\$2,753,653	\$2,998,485	\$1,964,819	\$2,559,953
■ Total Funding Total	\$13,435,713	\$13,100,780	\$11,973,455	\$6,752,058	\$10,954,373
■ Awards Processed	58	70	67	68	61

## Emory College - Award Results

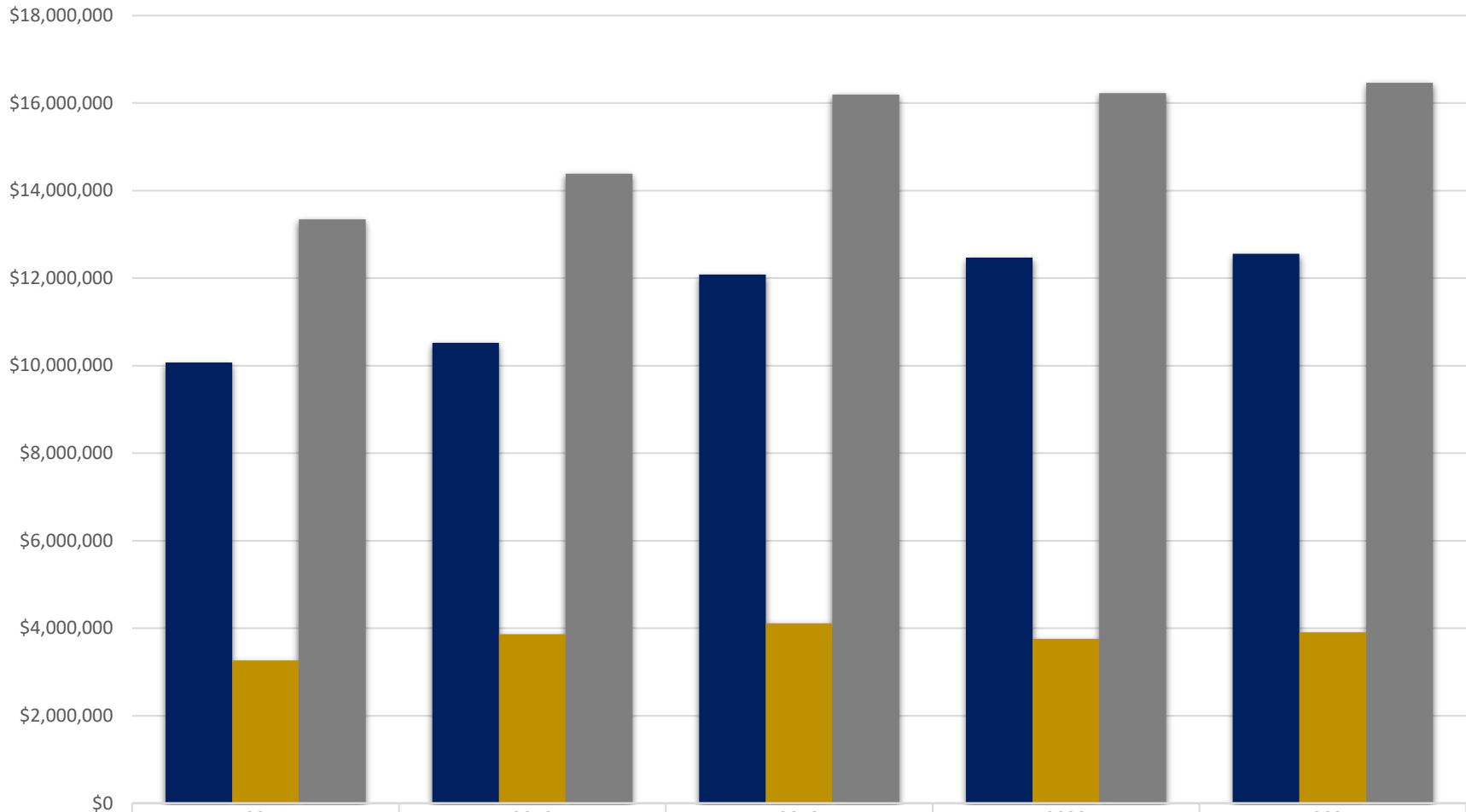
### Volume of Proposals Submitted and Awards Processed February FY17-FY21



■ Proposals Processed Count  
■ Awards Processed

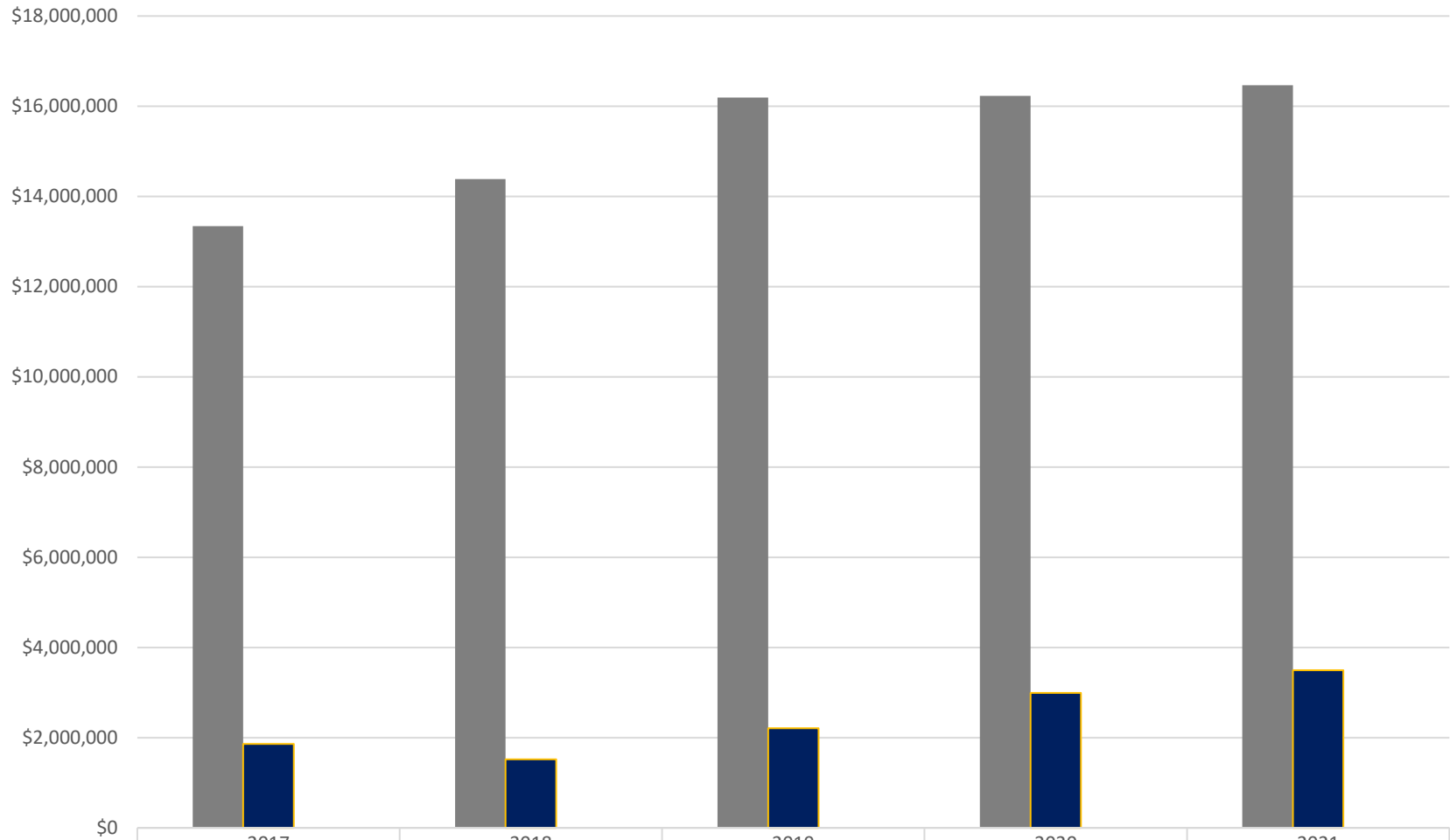
	2017	2018	2019	2020	2021
Proposals Processed Count	144	174	168	166	161
Awards Processed	58	70	67	68	61

## Emory College - Sponsored Research Expenditures Direct, Indirect and Total February FY17-FY21



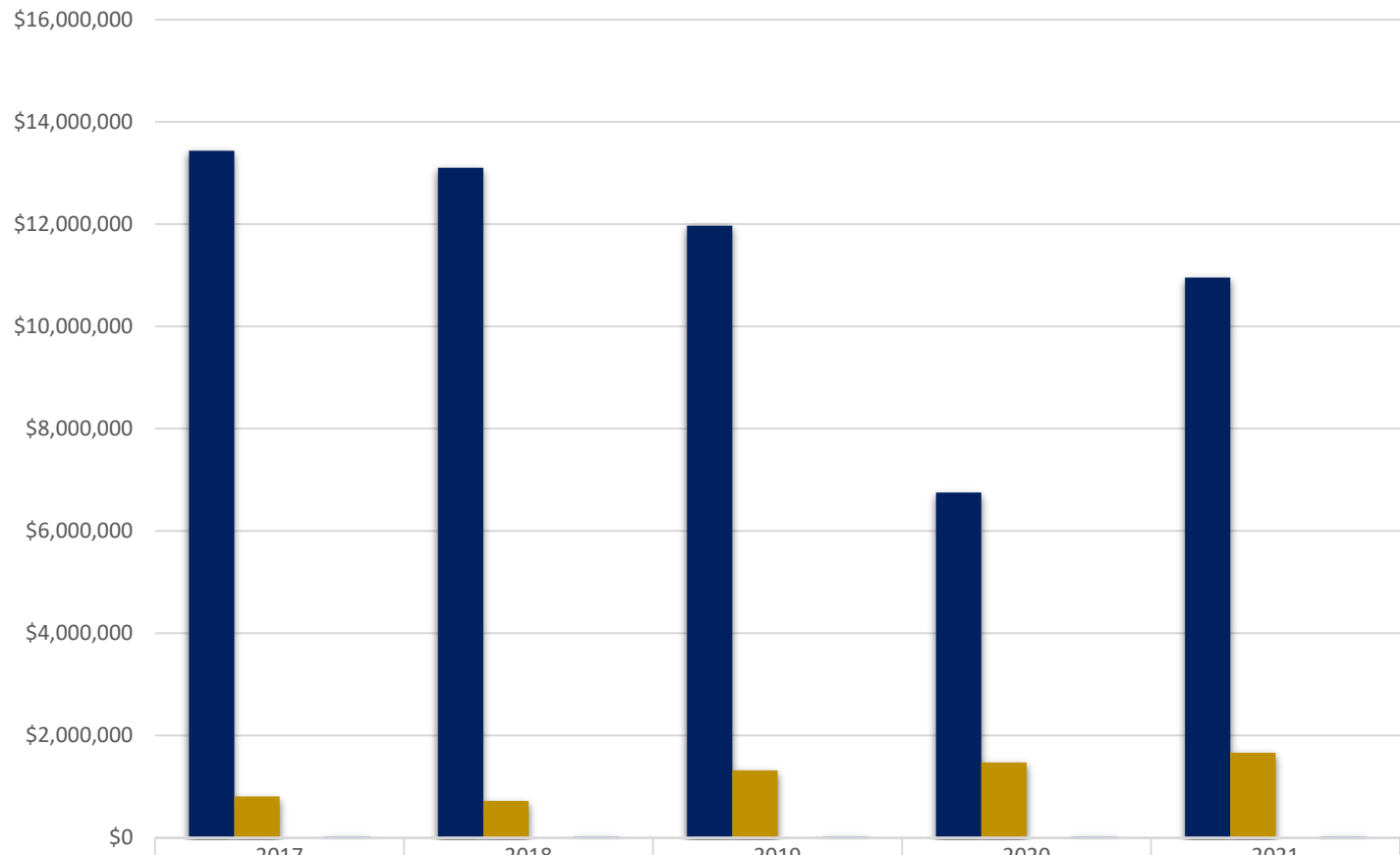
■ Direct (\$'s)	\$10,076,023	\$10,521,668	\$12,082,401	\$12,471,862	\$12,560,797
■ Indirect (\$'s)	\$3,265,439	\$3,866,235	\$4,111,313	\$3,756,942	\$3,904,821
■ Total Expenses	\$13,341,463	\$14,387,902	\$16,193,714	\$16,228,804	\$16,465,617

## Emory College Sponsored Research Expenditures, Outgoing Sub-Awards February FY17-FY21



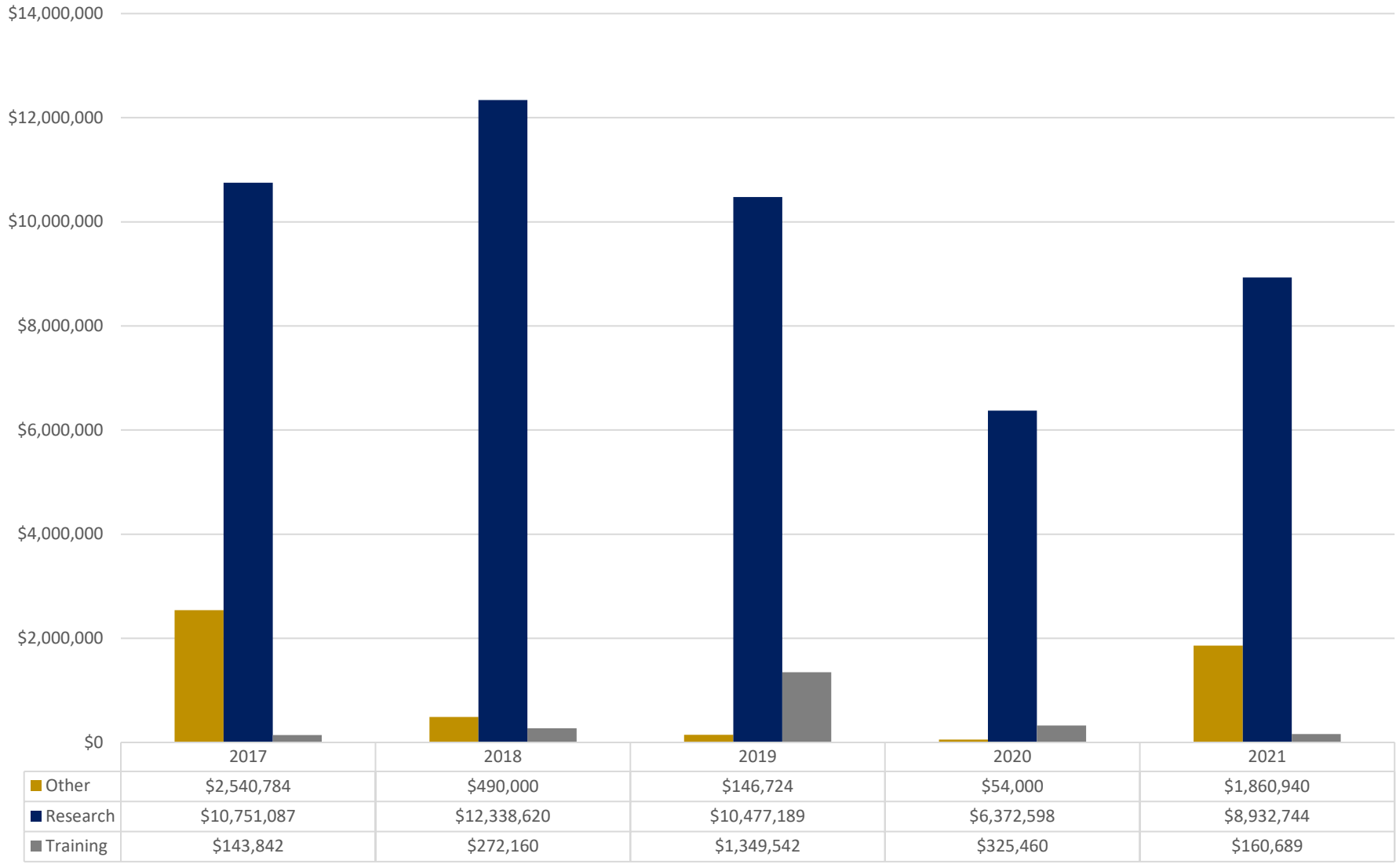
■ Total Expenses	\$13,341,463	\$14,387,902	\$16,193,714	\$16,228,804	\$16,465,617
■ Outgoing Sub-Awards	\$1,861,277	\$1,517,281	\$2,208,446	\$2,993,573	\$3,496,546
■ % of Expense Total	13.95%	10.55%	13.64%	18.45%	21.24%

## Emory College Awards Incoming Sub-Awards Total Award Funding and Processed February FY17-FY21

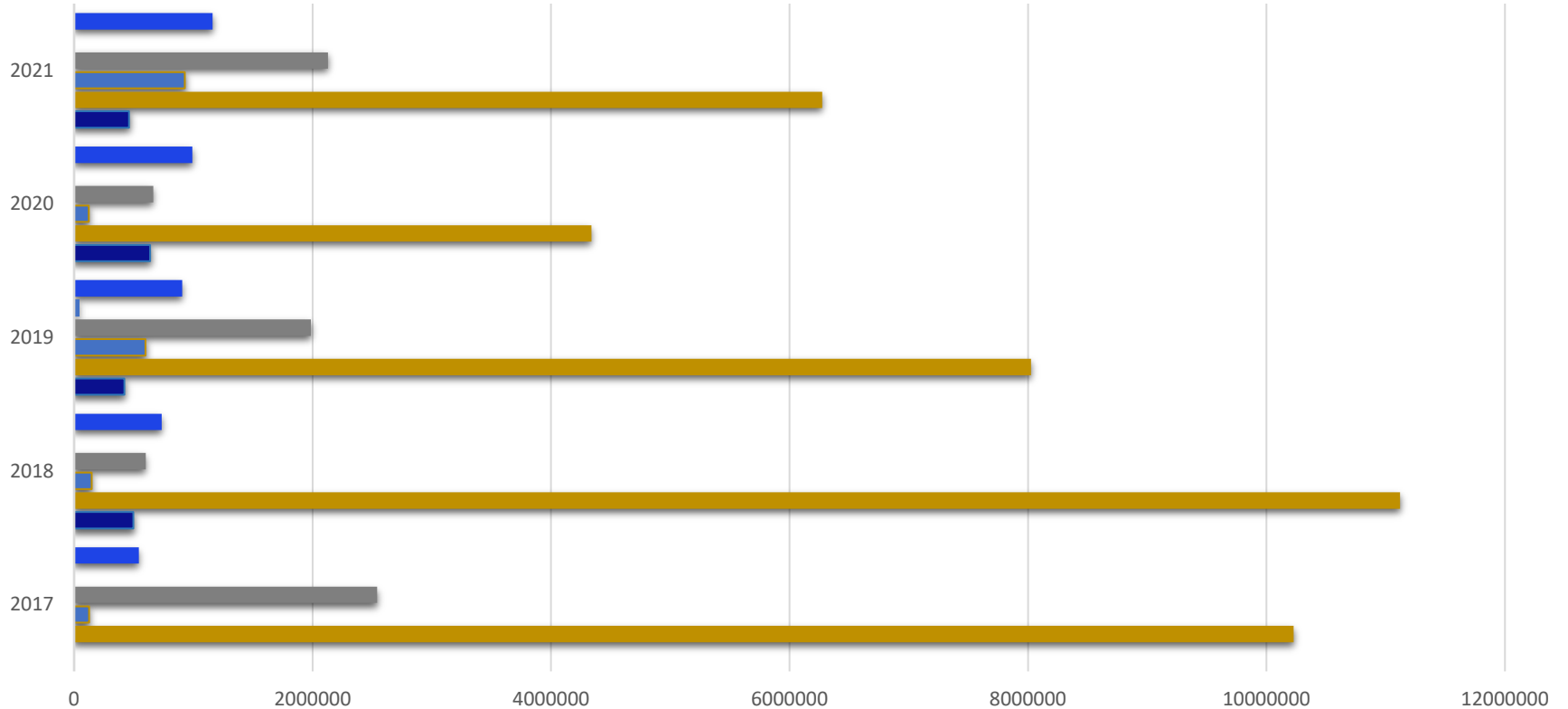


	2017	2018	2019	2020	2021
■ Total Award (Including Incoming Sub-Awards)	\$13,435,713	\$13,100,780	\$11,973,455	\$6,752,058	\$10,954,373
■ Total Incoming Sub-Awards	\$807,950	\$722,532	\$1,316,831	\$1,474,559	\$1,665,591
■ (Incoming Sub-Awards % of Total Award	6.01%	5.52%	11.00%	21.84%	15.20%
■ Awards Processed	58	70	67	68	61

## Emory College Award Results by Research Type February FY17-FY21



## Emory College Award Results by Sponsored Type February FY17-FY21



	2017	2018	2019	2020	2021
■ University	\$542,192	\$735,073	\$905,760	\$991,358	\$1,161,266
■ State			\$39,838		
■ Private	\$2,541,114	\$601,269	\$1,984,625	\$662,711	\$2,128,634
■ Foreign	\$124,970	\$147,470	\$597,707	\$123,225	\$929,436
■ Federal	\$10,227,437	\$11,119,735	\$8,025,236	\$4,338,443	\$6,275,037
■ Corporate		\$497,234	\$420,289	\$636,321	\$460,000