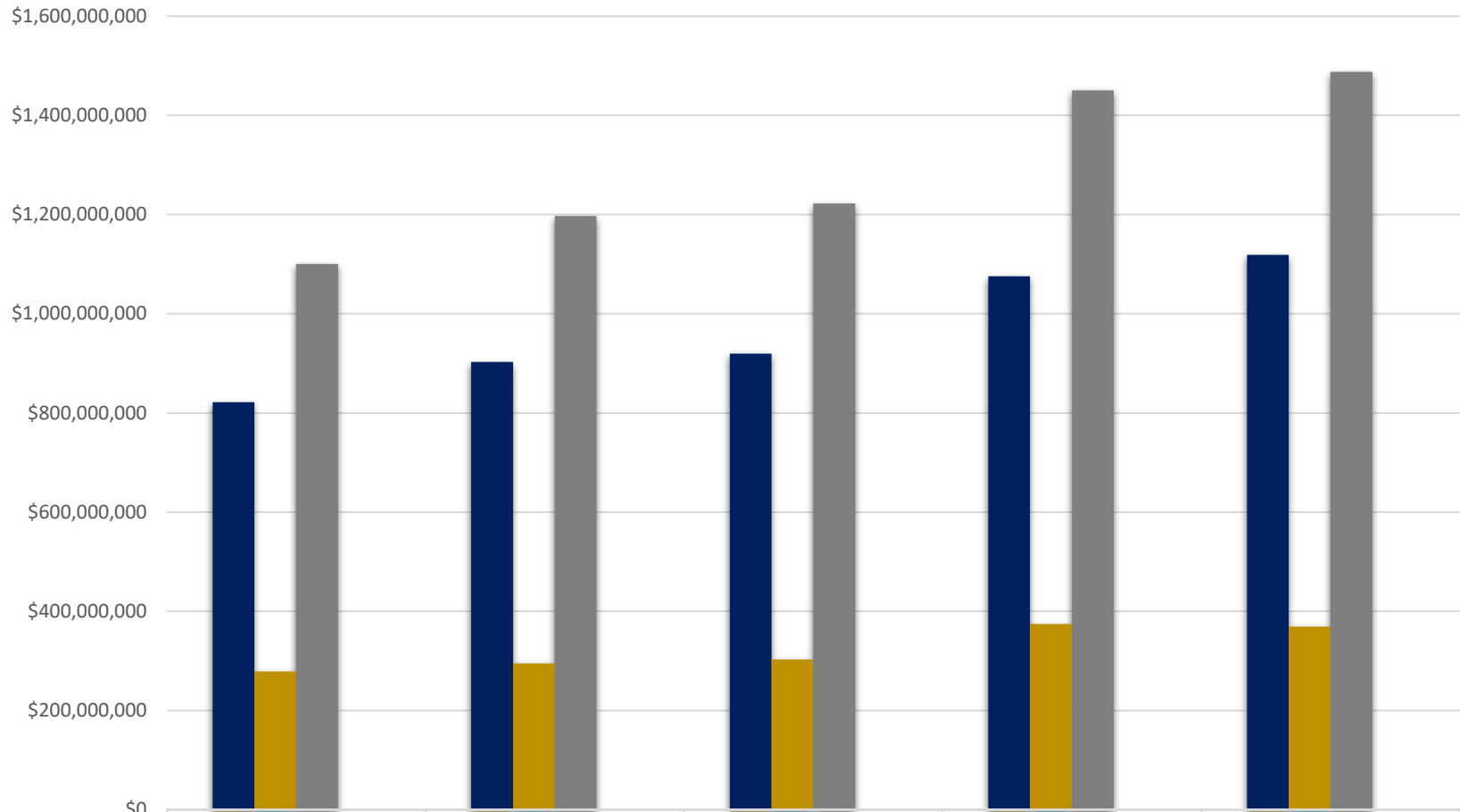


Emory University Proposals Submitted -Direct, Indirect and Total (\$'s) Processed August FY17-FY21

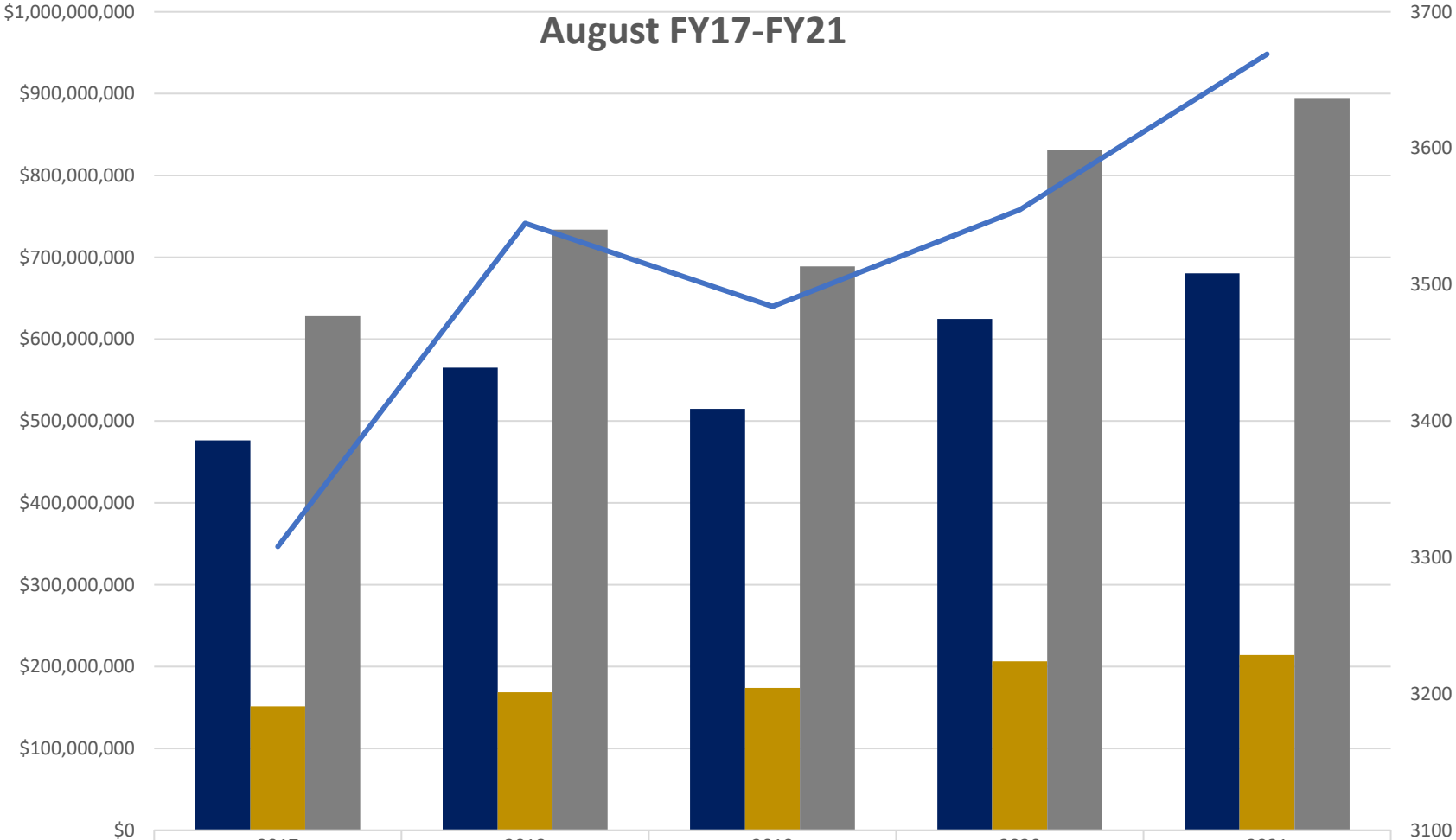


	2017	2018	2019	2020	2021
Direct Budget Amount	\$821,338,506	\$902,579,148	\$919,379,991	\$1,075,767,581	\$1,118,578,529
Indirect Budget Amount	\$278,966,936	\$294,561,849	\$302,931,618	\$374,304,322	\$369,048,994
Total Proposal	\$1,100,305,442	\$1,197,140,997	\$1,222,311,609	\$1,450,071,903	\$1,487,627,523
Proposals Processed Count	4170	4410	4351	4837	4750

Emory University - Award Results

Direct, Indirect, Total and Award Processed

August FY17-FY21

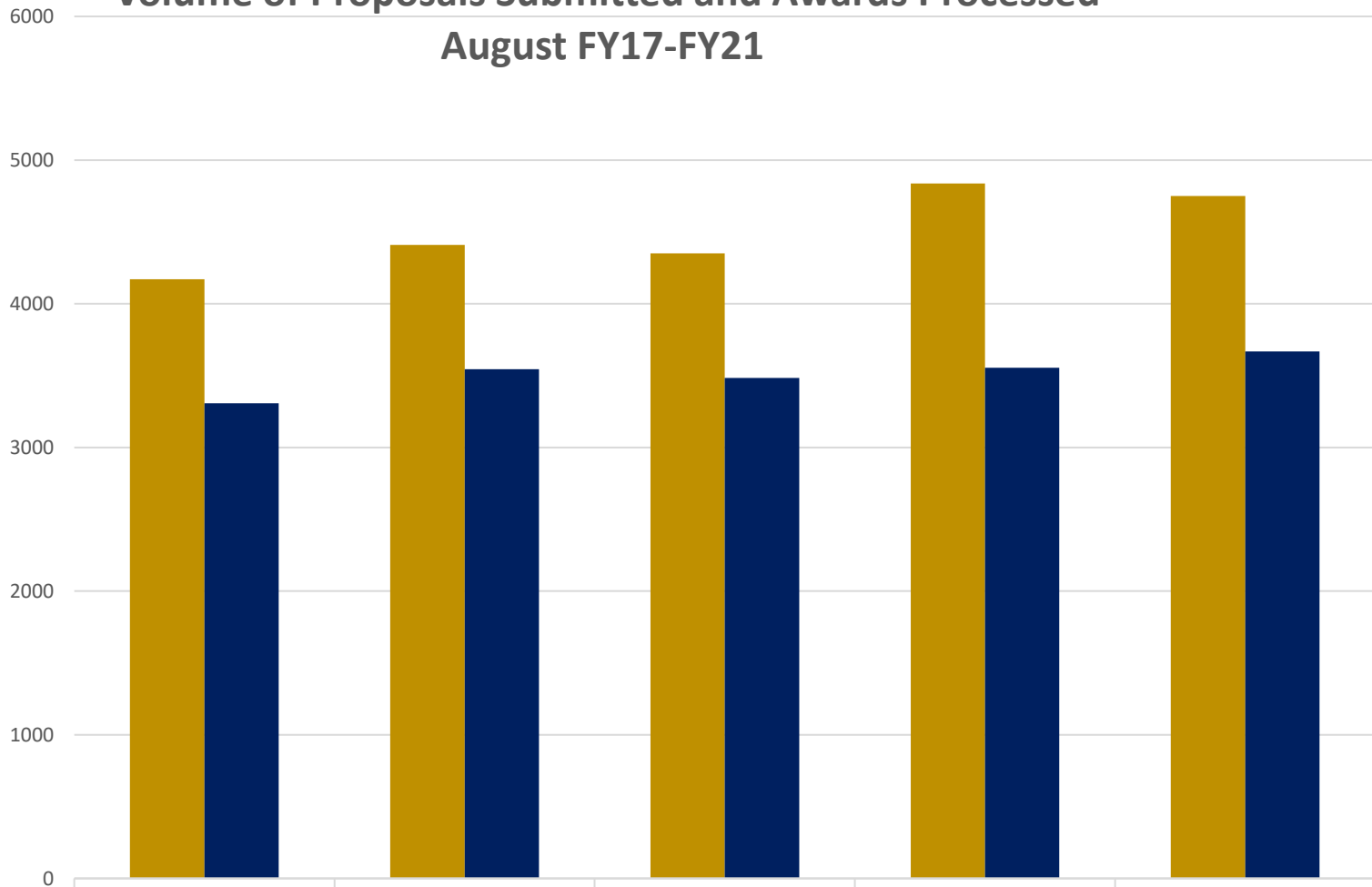


	2017	2018	2019	2020	2021
Direct (\$'s)	\$476,435,349	\$565,384,317	\$515,040,978	\$624,741,098	\$680,458,434
Indirect (\$'s)	\$151,584,070	\$168,657,740	\$174,024,613	\$206,505,937	\$214,272,699
Total Funding Total	\$628,019,419	\$734,042,057	\$689,065,591	\$831,247,035	\$894,731,133
Awards Processed	3308	3545	3484	3555	3669

Emory University - Award Results

Volume of Proposals Submitted and Awards Processed

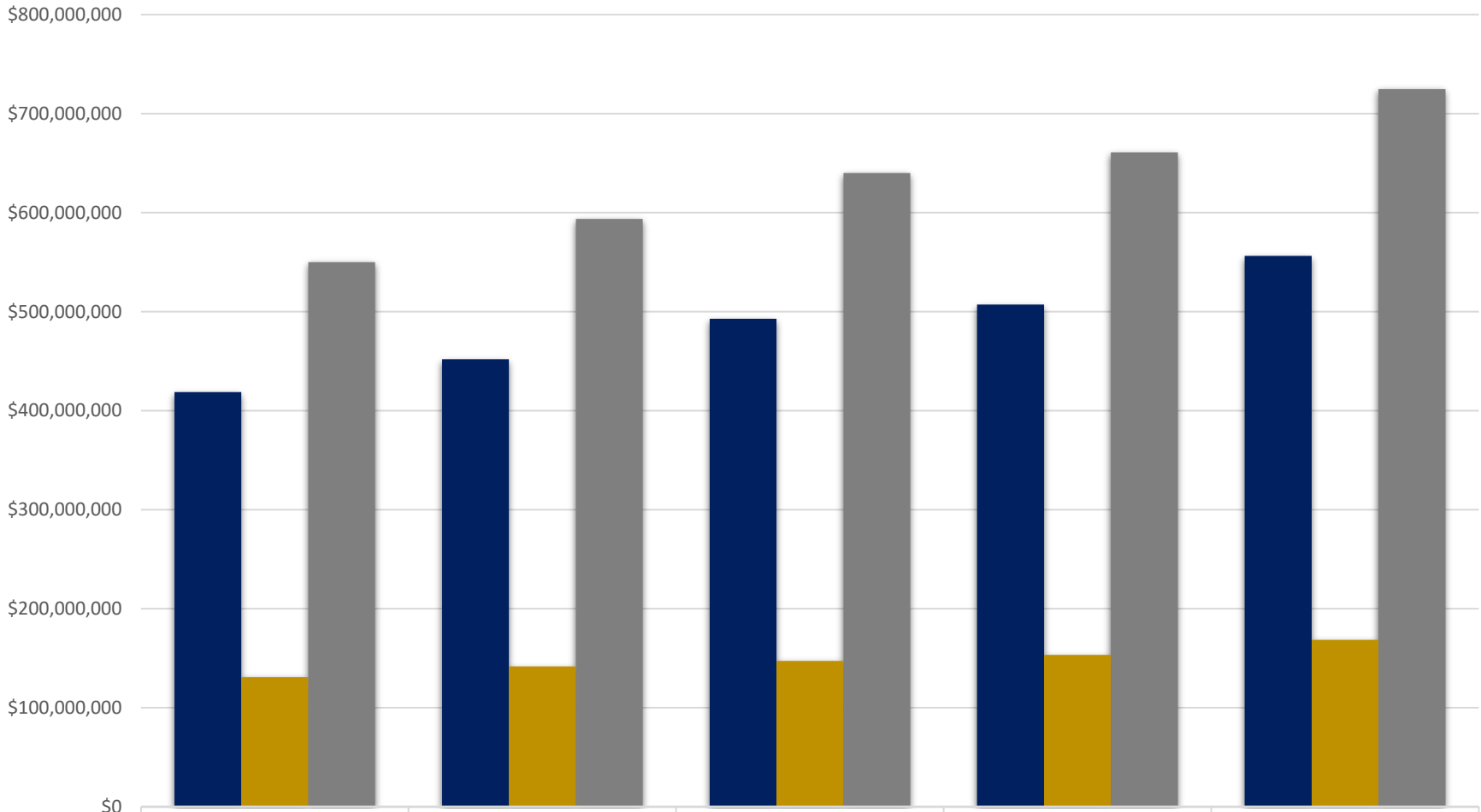
August FY17-FY21



■ Proposals Processed Count
■ Awards Processed

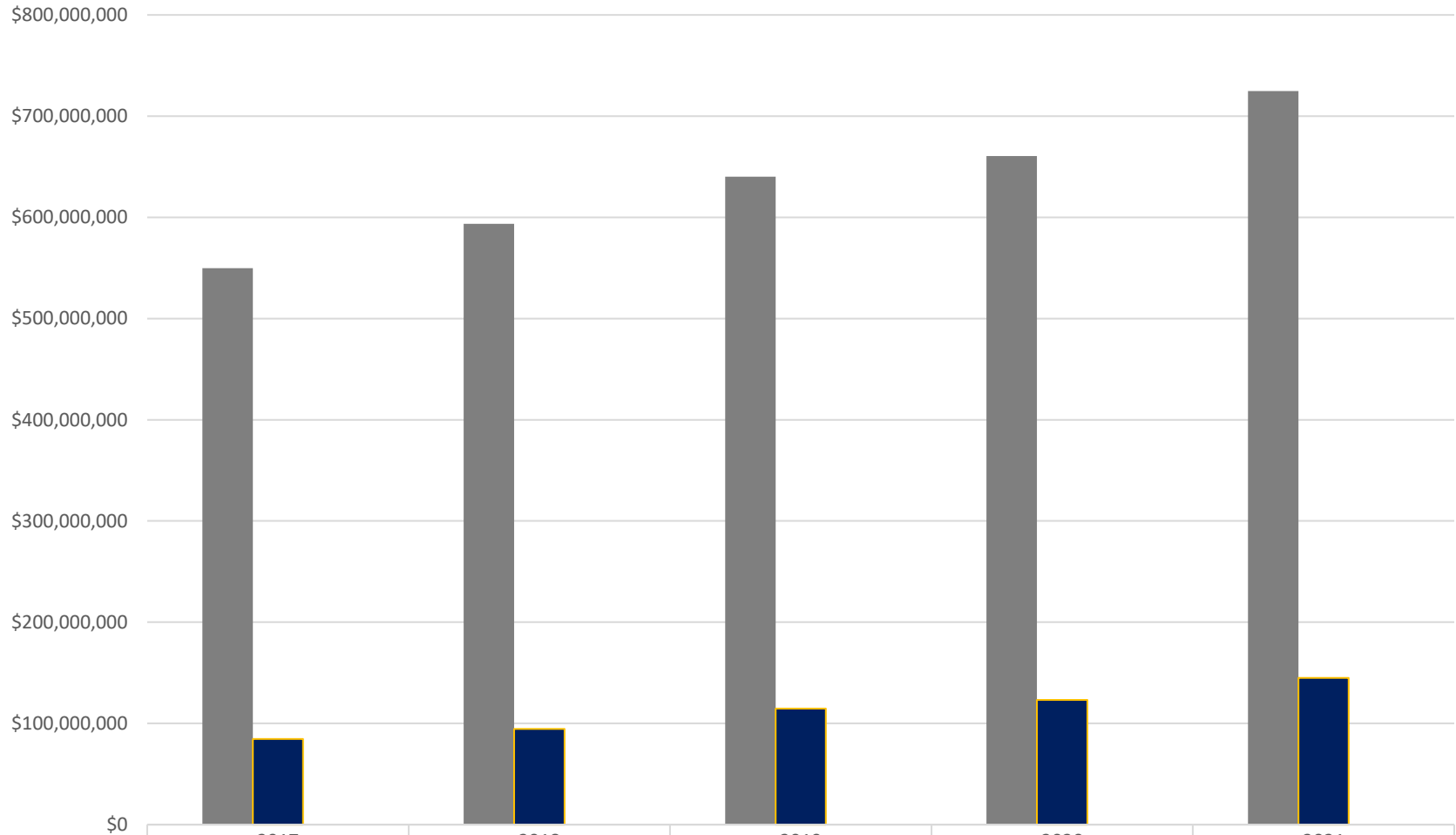
	2017	2018	2019	2020	2021
Proposals Processed Count	4170	4410	4351	4837	4750
Awards Processed	3308	3545	3484	3555	3669

Emory University - Sponsored Research Expenditures Direct, Indirect and Total August FY17-FY21



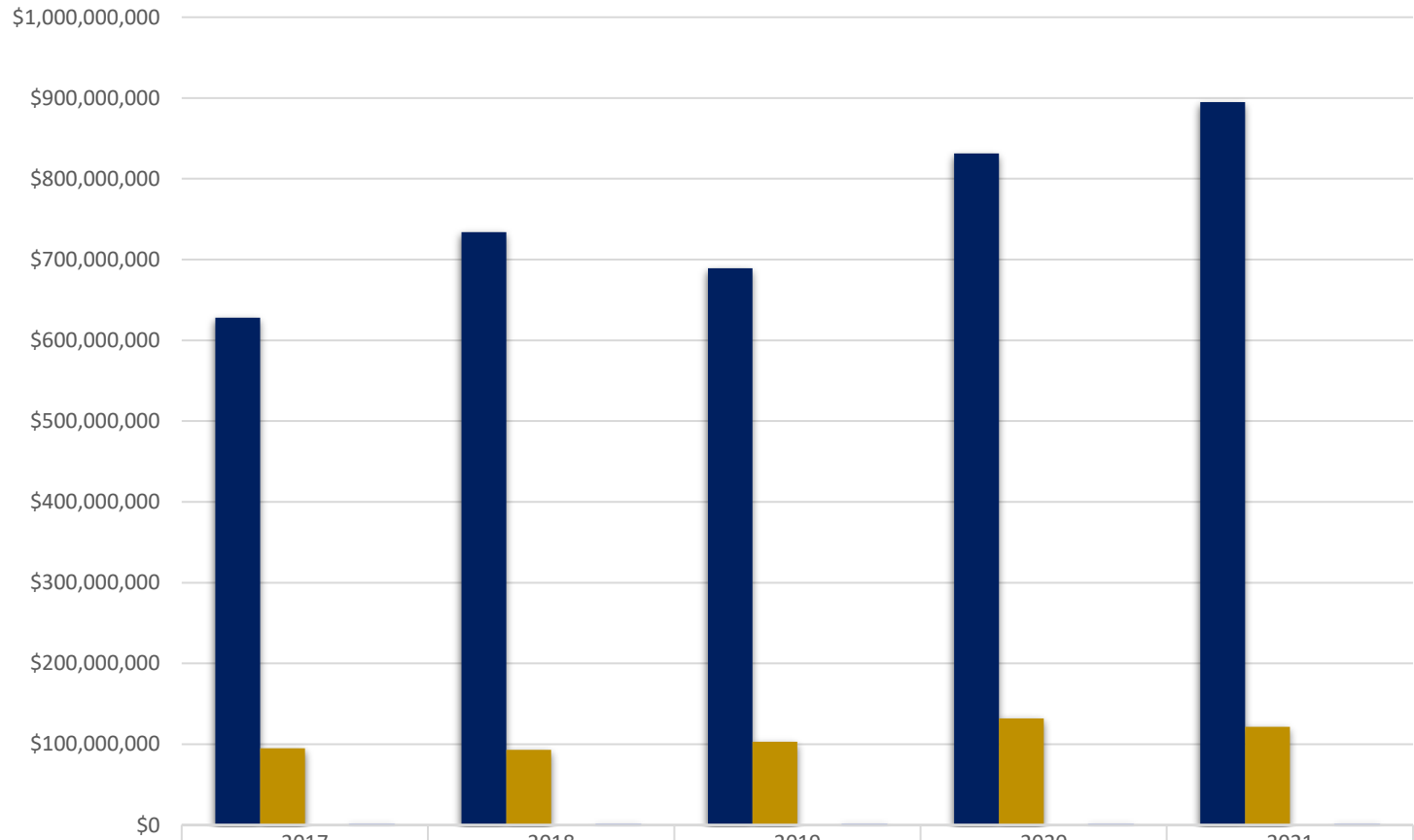
■ Direct (\$'s)	\$418,909,272	\$452,089,493	\$492,827,005	\$507,283,671	\$556,272,667
■ Indirect (\$'s)	\$130,995,337	\$141,648,258	\$147,242,804	\$153,398,797	\$168,567,769
■ Total Expenses	\$549,904,609	\$593,737,751	\$640,069,809	\$660,682,468	\$724,840,436

Emory University Sponsored Research Expenditures, Outgoing Sub-Awards August FY17-FY21



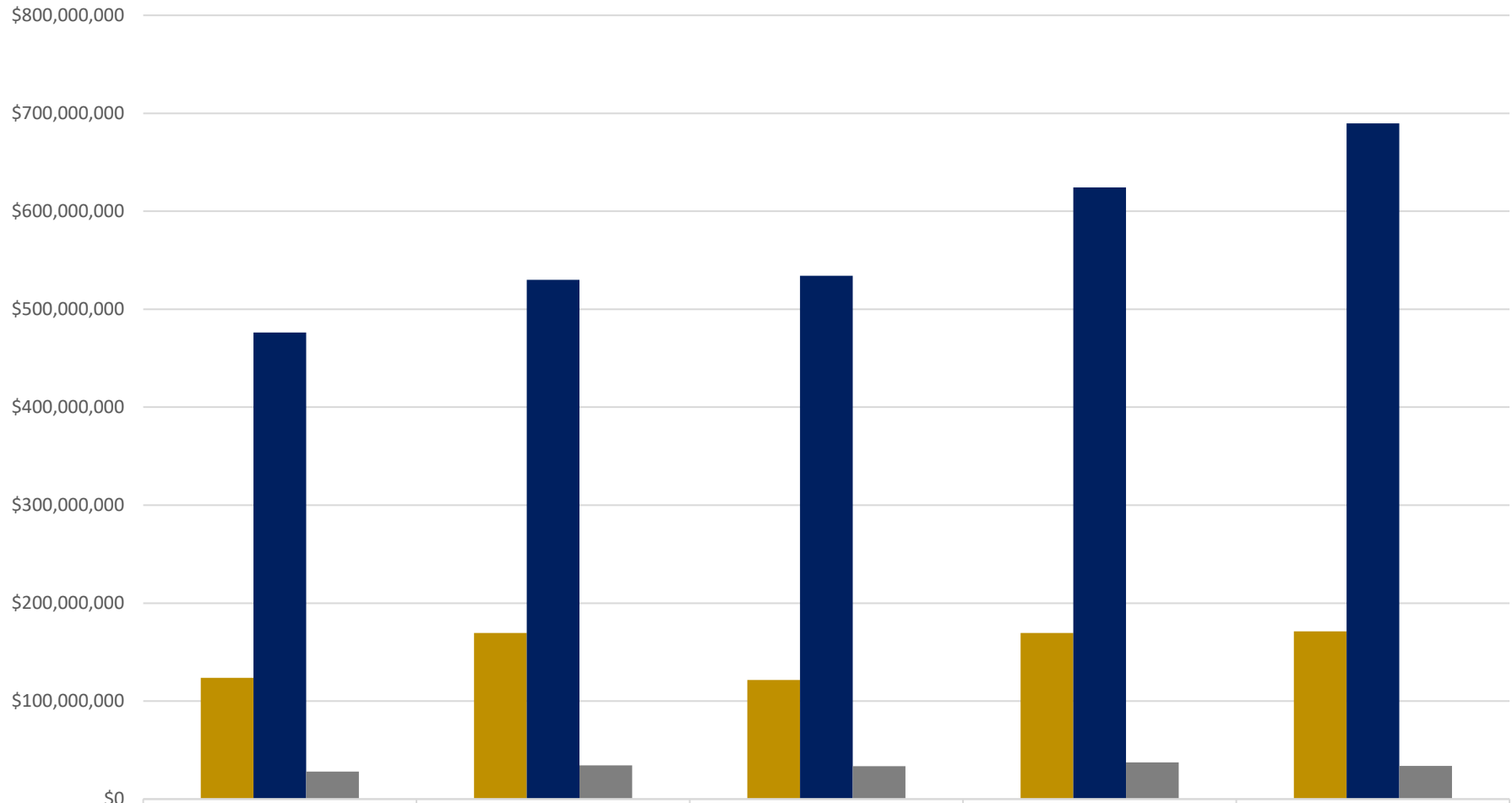
■ Total Expenses	\$549,904,609	\$593,737,751	\$640,069,809	\$660,682,468	\$724,840,436
■ Outgoing Sub-Awards	\$84,693,296	\$94,580,701	\$114,634,040	\$123,096,247	\$145,109,095
■ % of Expense Total	15.40%	15.93%	17.91%	18.63%	20.02%

Emory University Awards Incoming Sub-Awards Total Award Funding and Processed August FY17-FY21



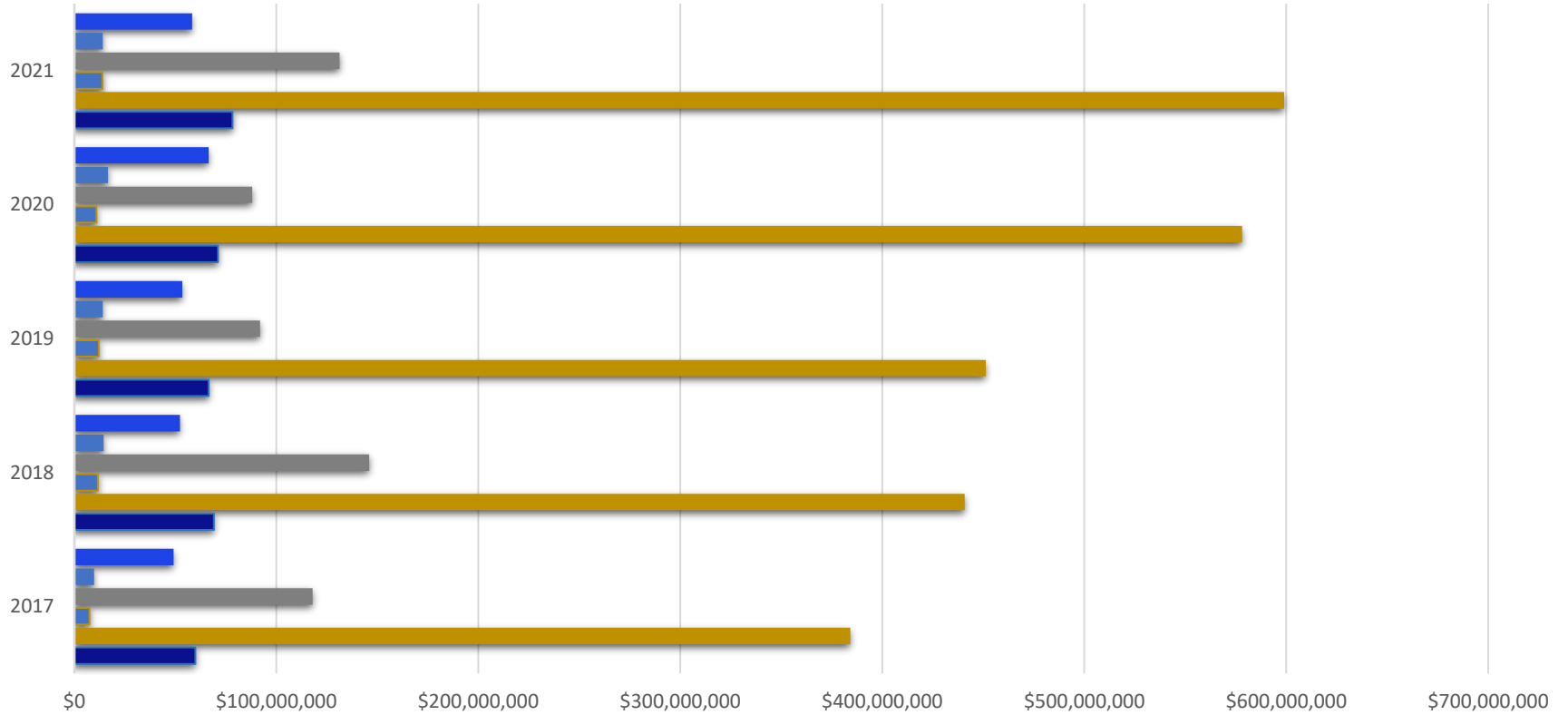
	2017	2018	2019	2020	2021
■ Total Award (Including Incoming Sub-Awards)	\$628,019,419	\$734,042,057	\$689,065,591	\$831,247,035	\$894,731,133
■ Total Incoming Sub-Awards	\$94,936,760	\$93,178,860	\$103,109,917	\$131,877,592	\$121,563,057
■ (Incoming Sub-Awards % of Total Award	15.12%	12.69%	14.96%	15.87%	13.59%
■ Awards Processed	3308	3545	3484	3555	3669

Emory University Award Results by Research Type August FY17-FY21



	2017	2018	2019	2020	2021
Other	\$123,879,574	\$169,479,685	\$121,492,163	\$169,433,422	\$171,213,305
Research	\$476,171,094	\$530,025,132	\$534,119,307	\$624,239,555	\$689,606,205
Training	\$27,968,752	\$34,537,241	\$33,454,121	\$37,574,058	\$33,911,622

Emory University Award Results by Sponsored Type August FY17-FY21



	2017	2018	2019	2020	2021
■ University	\$49,042,860	\$52,206,448	\$53,385,531	\$66,501,942	\$58,316,483
■ State	\$9,676,338	\$14,453,232	\$14,014,603	\$16,572,377	\$14,015,114
■ Private	\$117,924,179	\$145,907,070	\$91,905,406	\$88,003,948	\$131,235,147
■ Foreign	\$7,441,656	\$11,571,785	\$11,966,174	\$10,944,329	\$13,893,539
■ Federal	\$384,097,693	\$440,790,904	\$451,330,160	\$578,075,208	\$598,955,541
■ Corporate	\$59,836,693	\$69,112,618	\$66,463,715	\$71,149,231	\$78,315,309