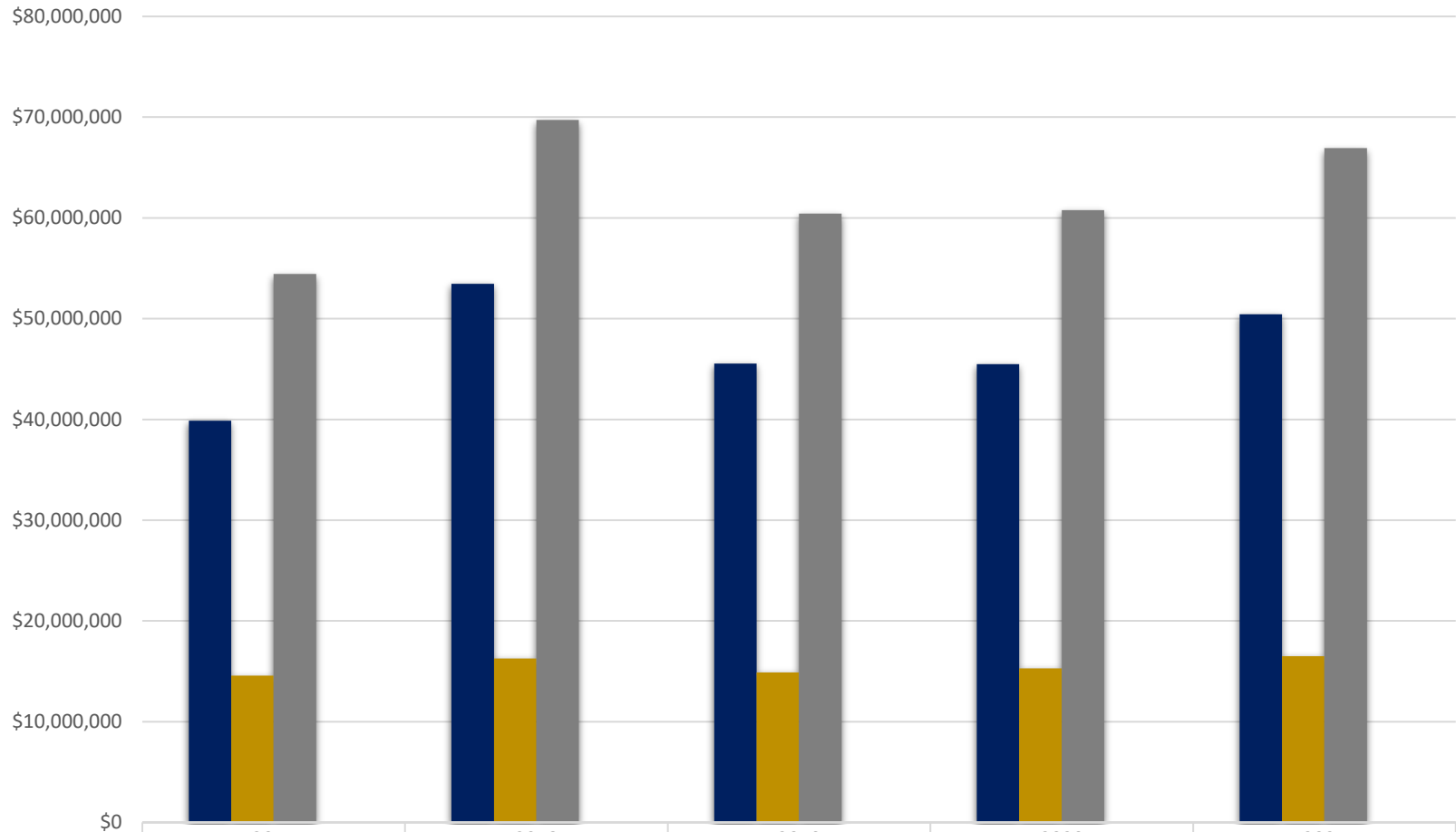


Emory College Proposals Submitted -Direct, Indirect and Total (\$'s) Processed August FY17-FY21

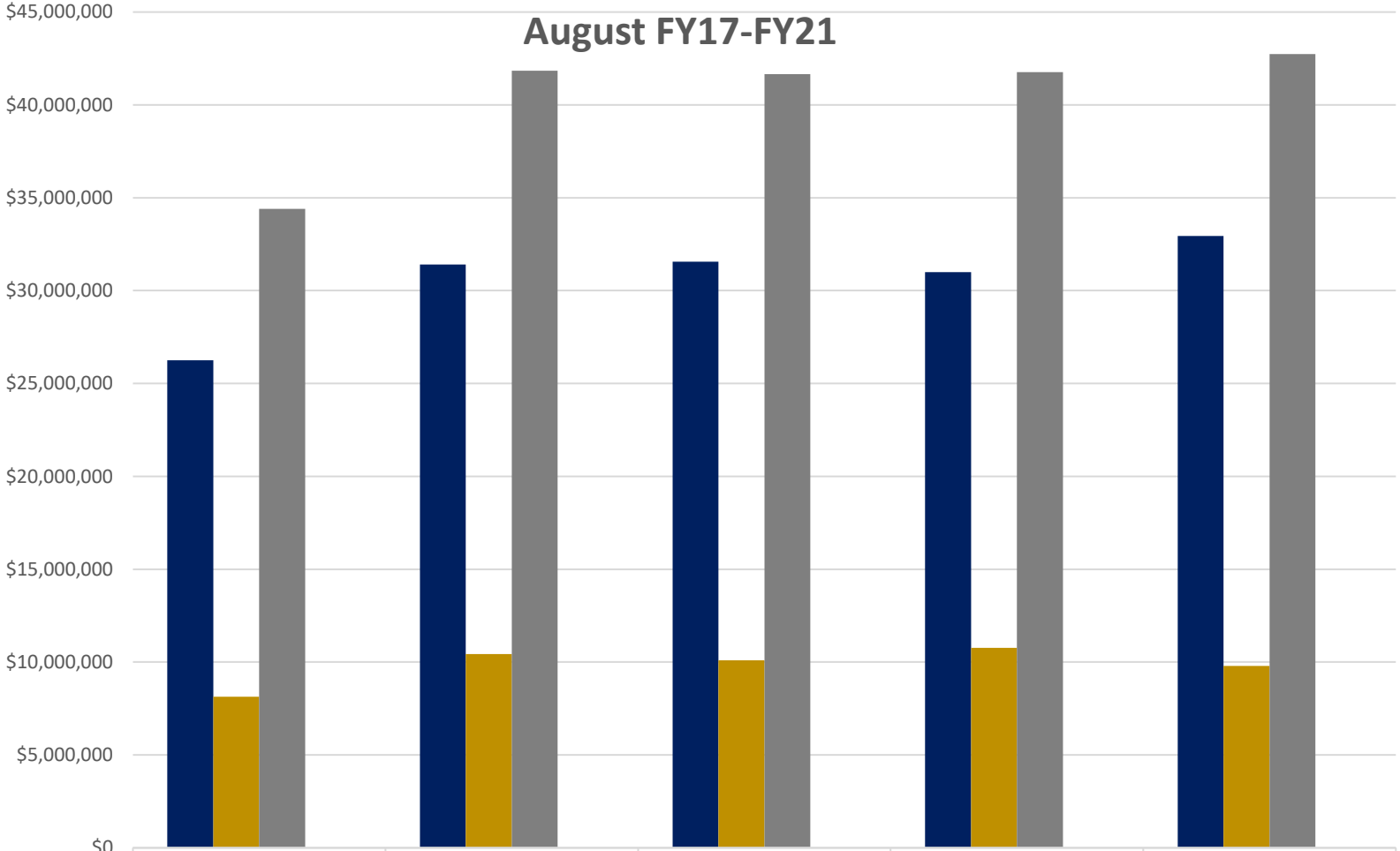


	2017	2018	2019	2020	2021
Direct Budget Amount	\$39,870,735	\$53,461,902	\$45,549,497	\$45,477,231	\$50,439,036
Indirect Budget Amount	\$14,557,114	\$16,259,068	\$14,872,309	\$15,290,848	\$16,503,398
Total Proposal	\$54,427,849	\$69,720,970	\$60,421,806	\$60,768,079	\$66,942,434
Proposals Processed Count	273	317	323	339	344

Emory College - Award Results

Direct, Indirect, Total and Award Processed

August FY17-FY21

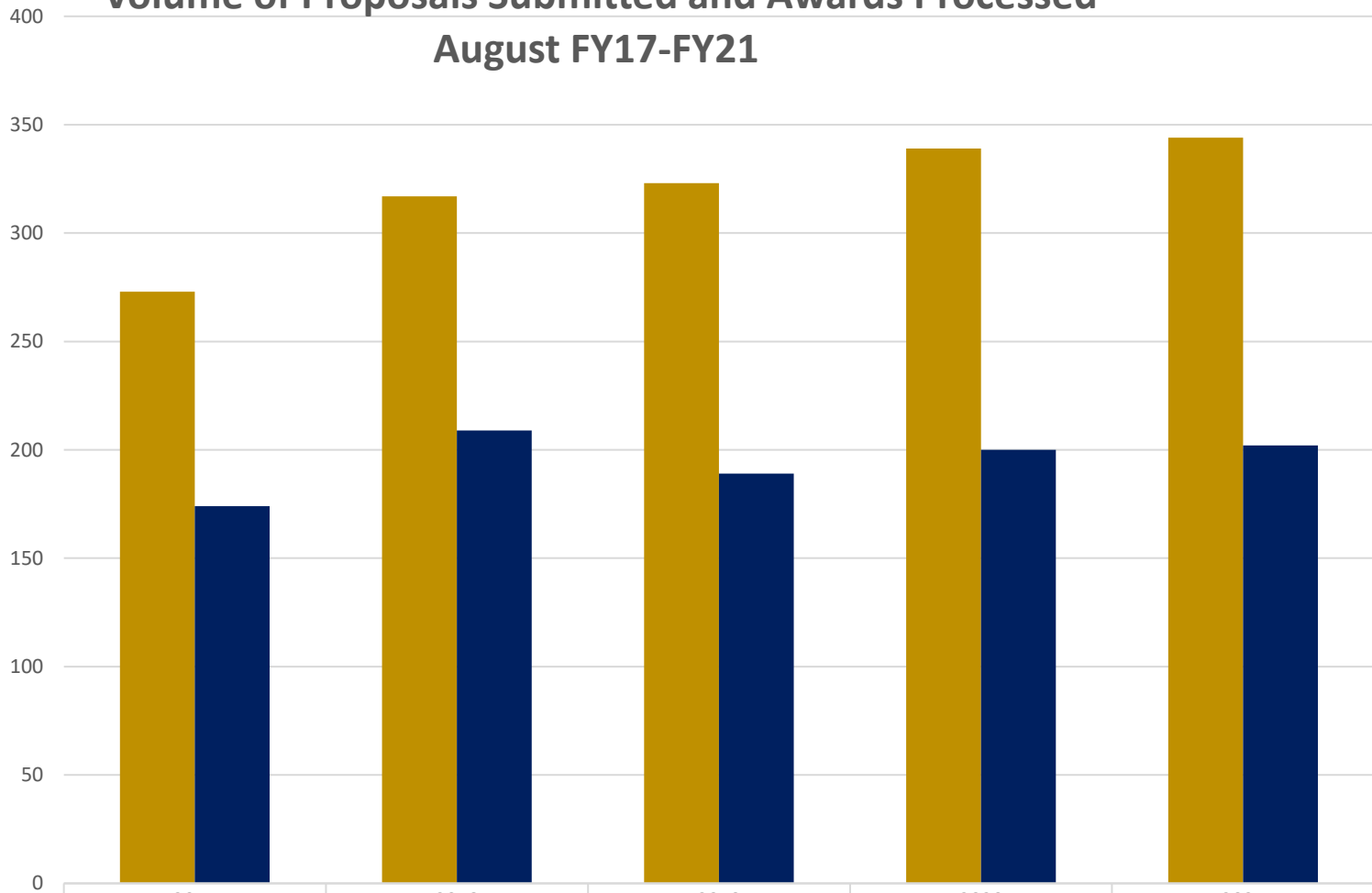


	2017	2018	2019	2020	2021
■ Direct (\$'s)	\$26,257,480	\$31,401,414	\$31,557,645	\$30,994,131	\$32,939,440
■ Indirect (\$'s)	\$8,140,335	\$10,434,975	\$10,102,439	\$10,770,785	\$9,799,412
■ Total Funding Total	\$34,397,816	\$41,836,389	\$41,660,083	\$41,764,916	\$42,738,853
■ Awards Processed	174	209	189	200	202

Emory College - Award Results

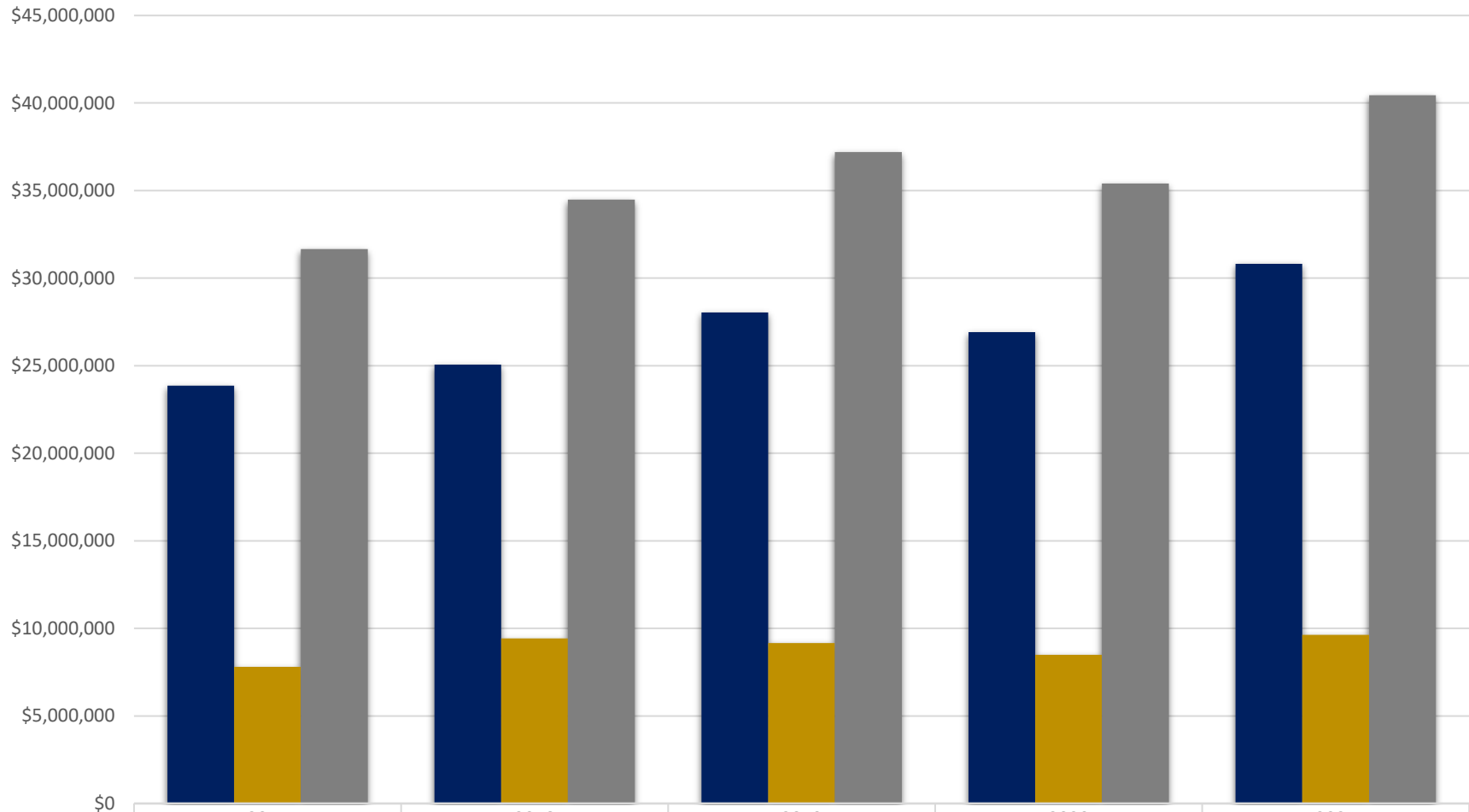
Volume of Proposals Submitted and Awards Processed

August FY17-FY21



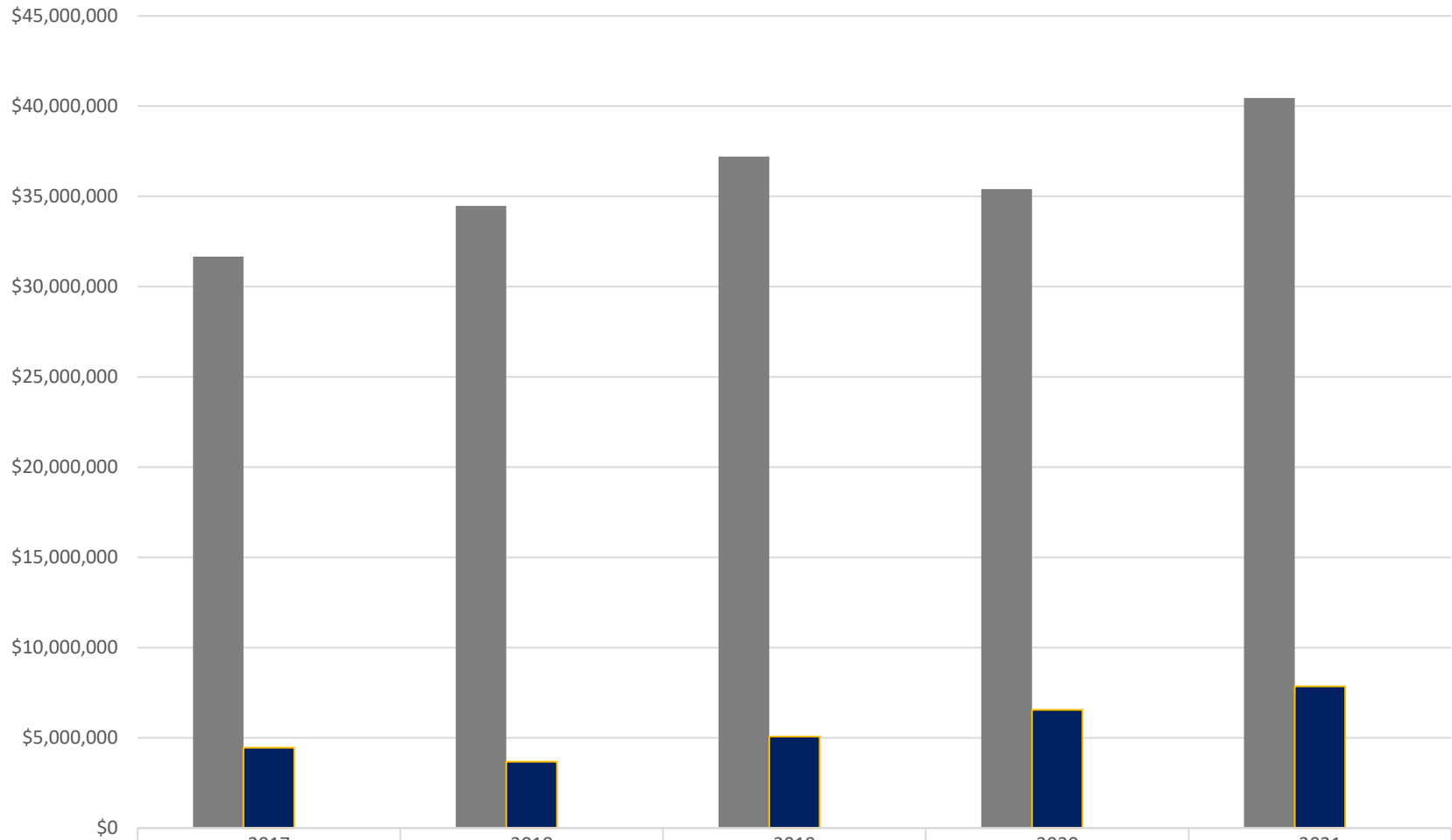
	2017	2018	2019	2020	2021
■ Proposals Processed Count	273	317	323	339	344
■ Awards Processed	174	209	189	200	202

Emory College - Sponsored Research Expenditures Direct, Indirect and Total August FY17-FY21



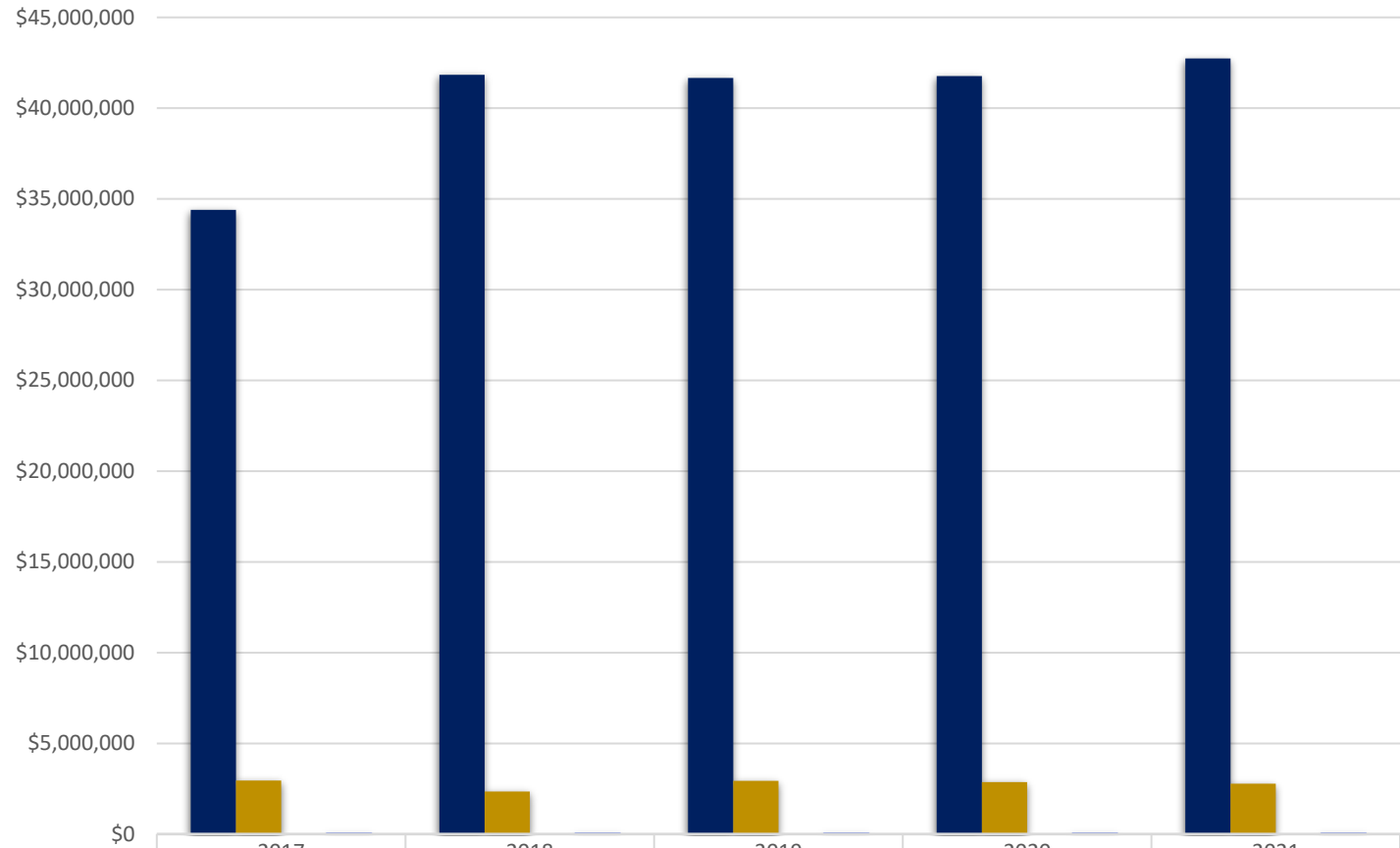
■ Direct (\$'s)	\$23,853,020	\$25,055,804	\$28,043,381	\$26,918,878	\$30,821,102
■ Indirect (\$'s)	\$7,802,009	\$9,423,231	\$9,155,717	\$8,483,123	\$9,630,786
■ Total Expenses	\$31,655,029	\$34,479,036	\$37,199,098	\$35,402,001	\$40,451,889

Emory College Sponsored Research Expenditures, Outgoing Sub-Awards August FY17-FY21



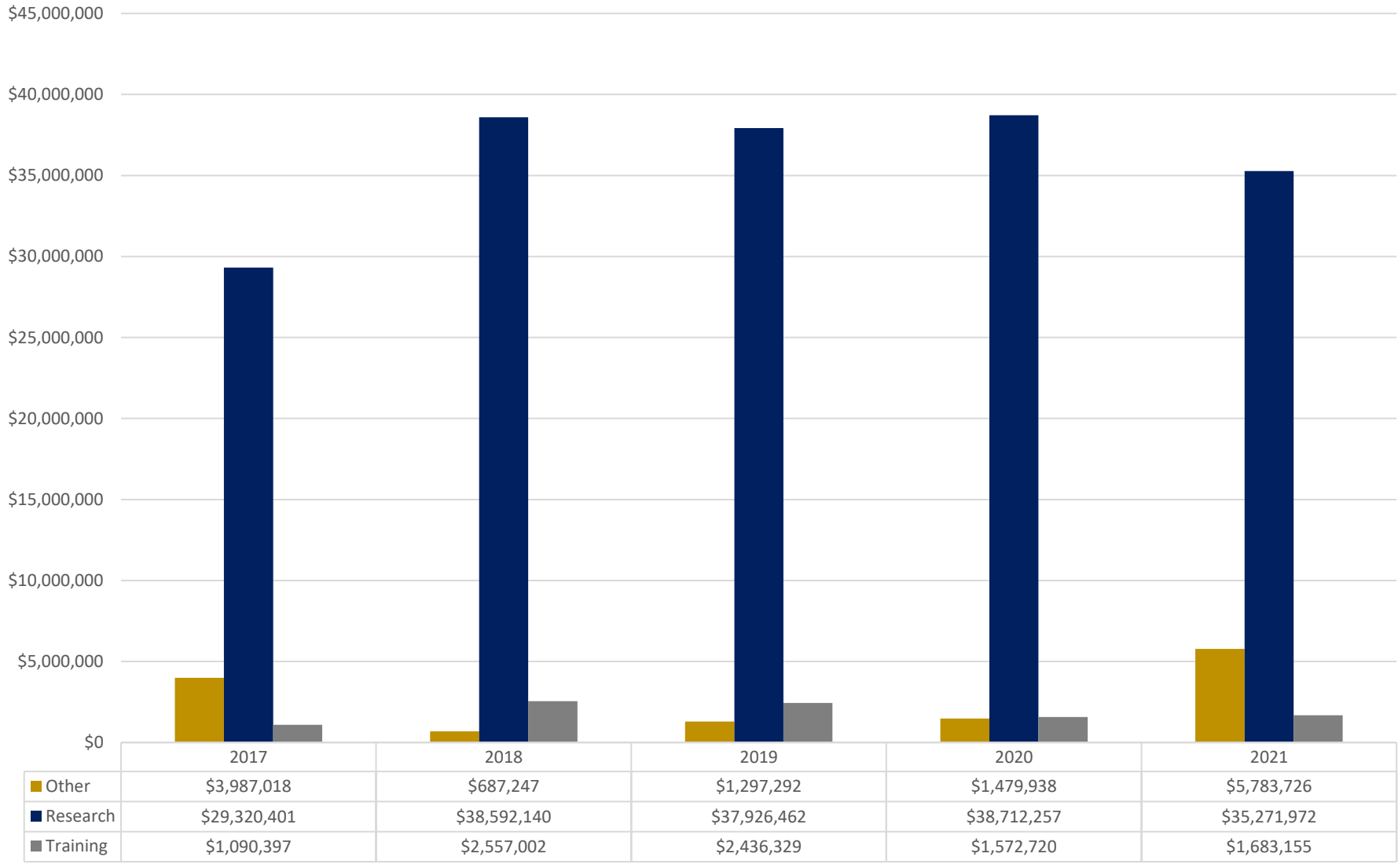
■ Total Expenses	\$31,655,029	\$34,479,036	\$37,199,098	\$35,402,001	\$40,451,889
■ Outgoing Sub-Awards	\$4,454,853	\$3,678,526	\$5,073,009	\$6,548,439	\$7,859,962
■ % of Expense Total	14.07%	10.67%	13.64%	18.50%	19.43%

Emory College Awards Incoming Sub-Awards Total Award Funding and Processed August FY17-FY21

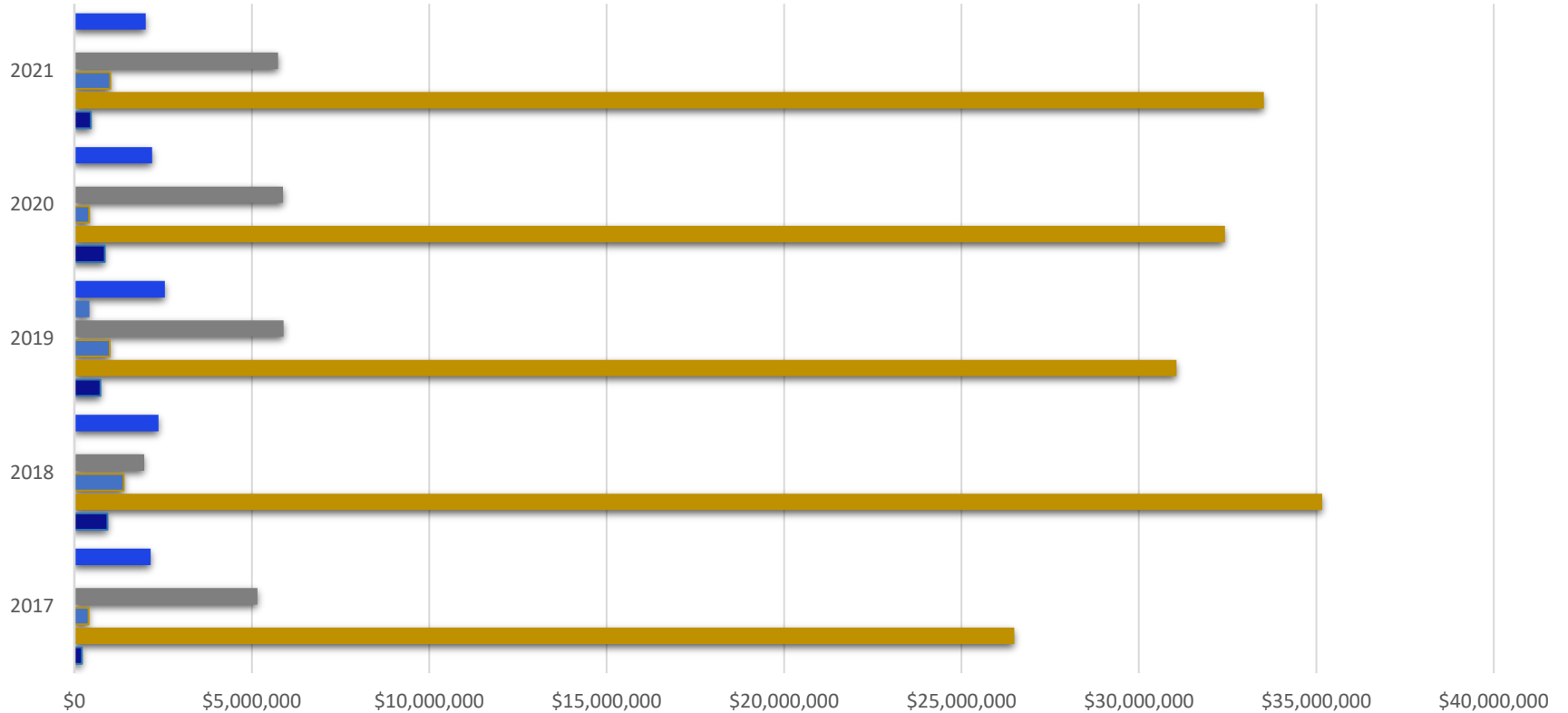


	2017	2018	2019	2020	2021
■ Total Award (Including Incoming Sub-Awards)	\$34,397,816	\$41,836,389	\$41,660,083	\$41,764,916	\$42,738,853
■ Total Incoming Sub-Awards	\$2,943,795	\$2,353,288	\$2,927,487	\$2,858,612	\$2,776,120
■ (Incoming Sub-Awards % of Total Award	8.56%	5.62%	7.03%	6.84%	6.50%
■ Awards Processed	174	209	189	200	202

Emory College Award Results by Research Type August FY17-FY21



Emory College Award Results by Sponsored Type August FY17-FY21



	2017	2018	2019	2020	2021
■ University	\$2,150,815	\$2,365,829	\$2,551,911	\$2,187,675	\$2,006,646
■ State		21517.63	\$425,385		2000
■ Private	\$5,157,845	\$1,966,268	\$5,896,965	\$5,880,906	\$5,739,824
■ Foreign	\$395,073	\$1,387,126	\$999,007	\$418,075	\$1,009,436
■ Federal	\$26,485,739	\$35,166,165	\$31,056,526	\$32,423,131	\$33,520,947
■ Corporate	\$208,344	\$929,484	\$730,289	\$855,129	\$460,000