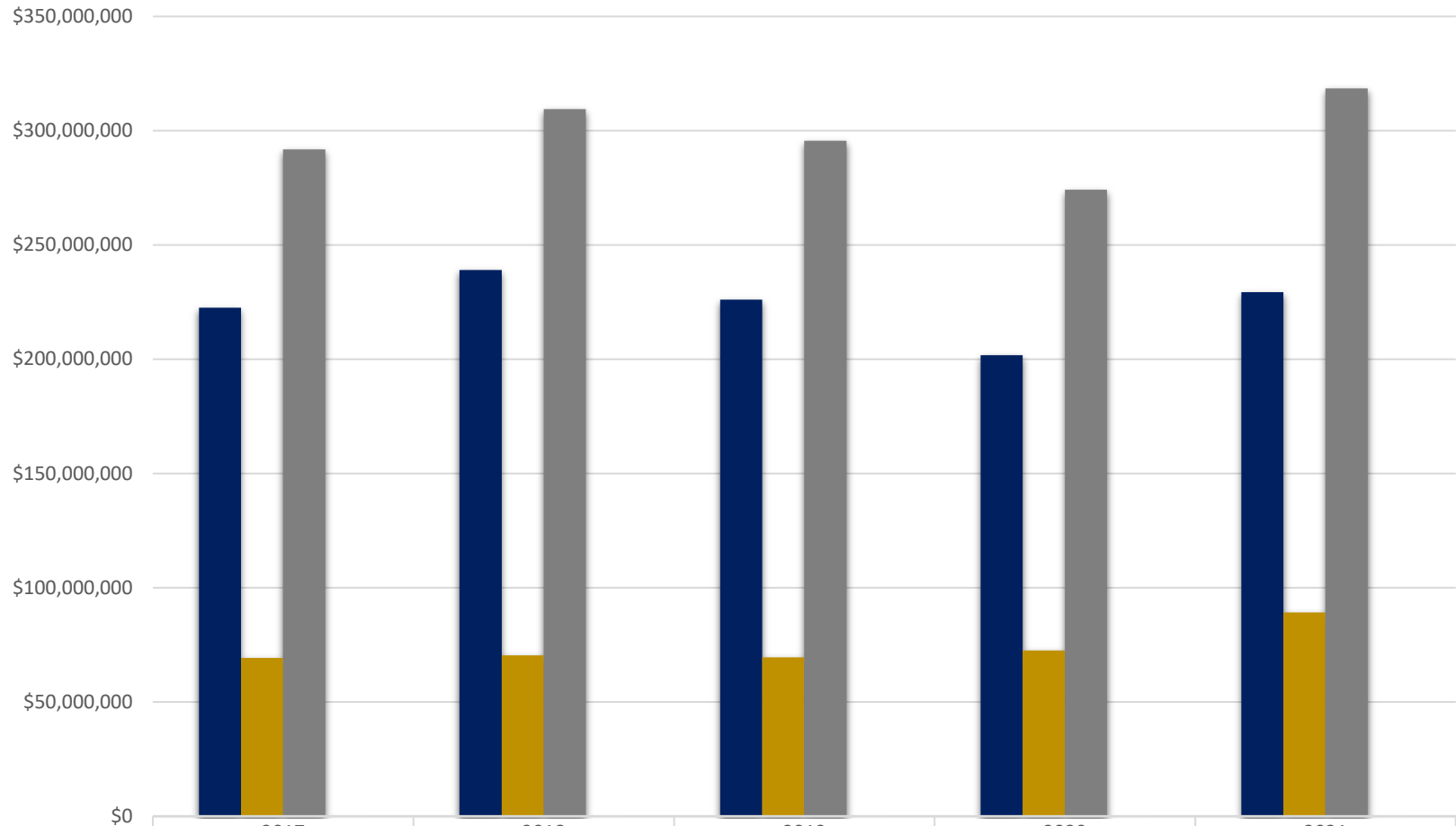


Emory University Proposals Submitted -Direct, Indirect and Total (\$'s) Processed November FY17-FY21

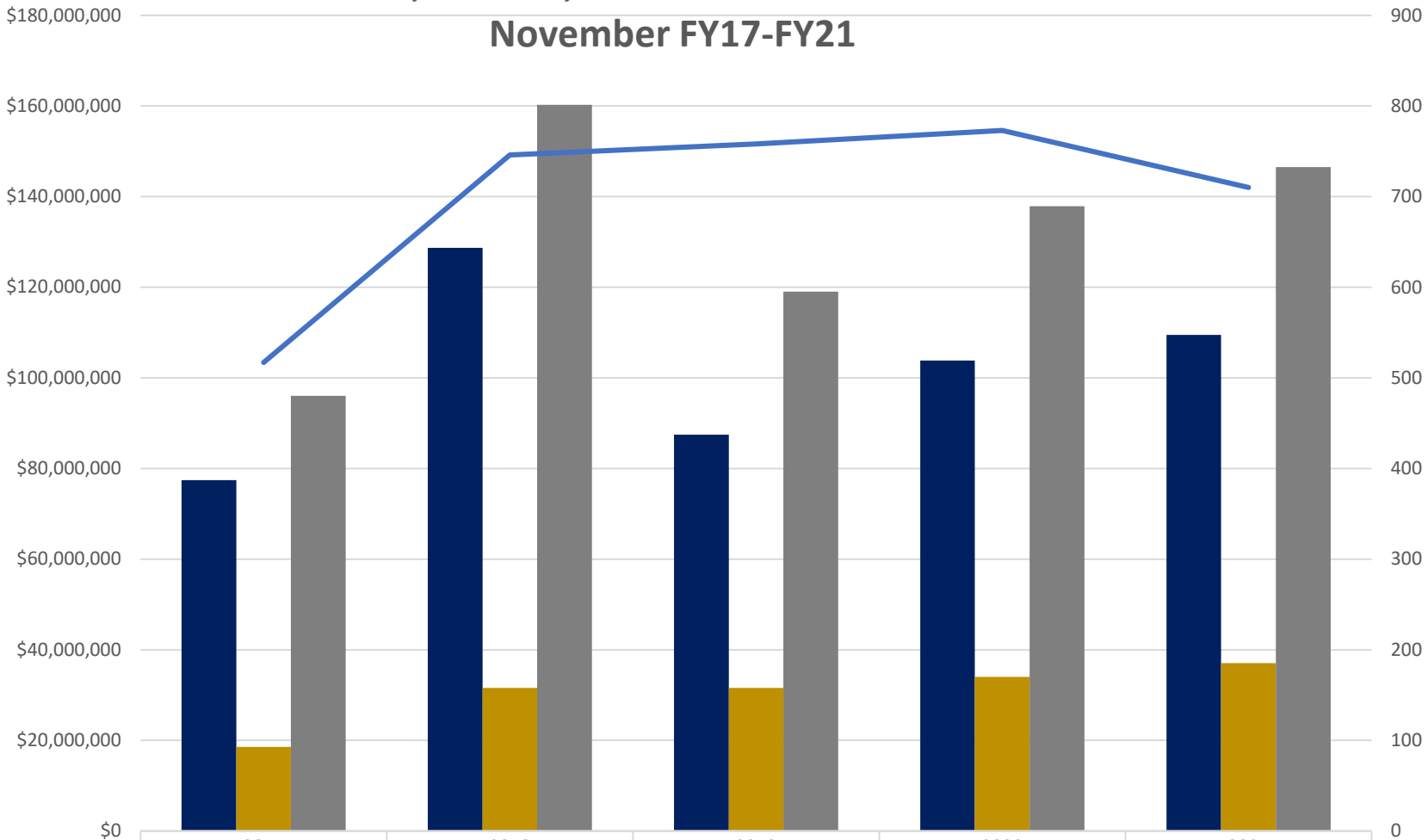


	2017	2018	2019	2020	2021
Direct Budget Amount	\$222,554,210	\$239,030,726	\$226,023,889	\$201,724,290	\$229,332,326
Indirect Budget Amount	\$69,252,680	\$70,466,181	\$69,568,642	\$72,498,790	\$89,170,102
Total Proposal	\$291,806,890	\$309,496,907	\$295,592,531	\$274,223,080	\$318,502,428
Proposals Processed Count	1078	1061	1024	1089	1127

Emory University - Award Results

Direct, Indirect, Total and Award Processed

November FY17-FY21

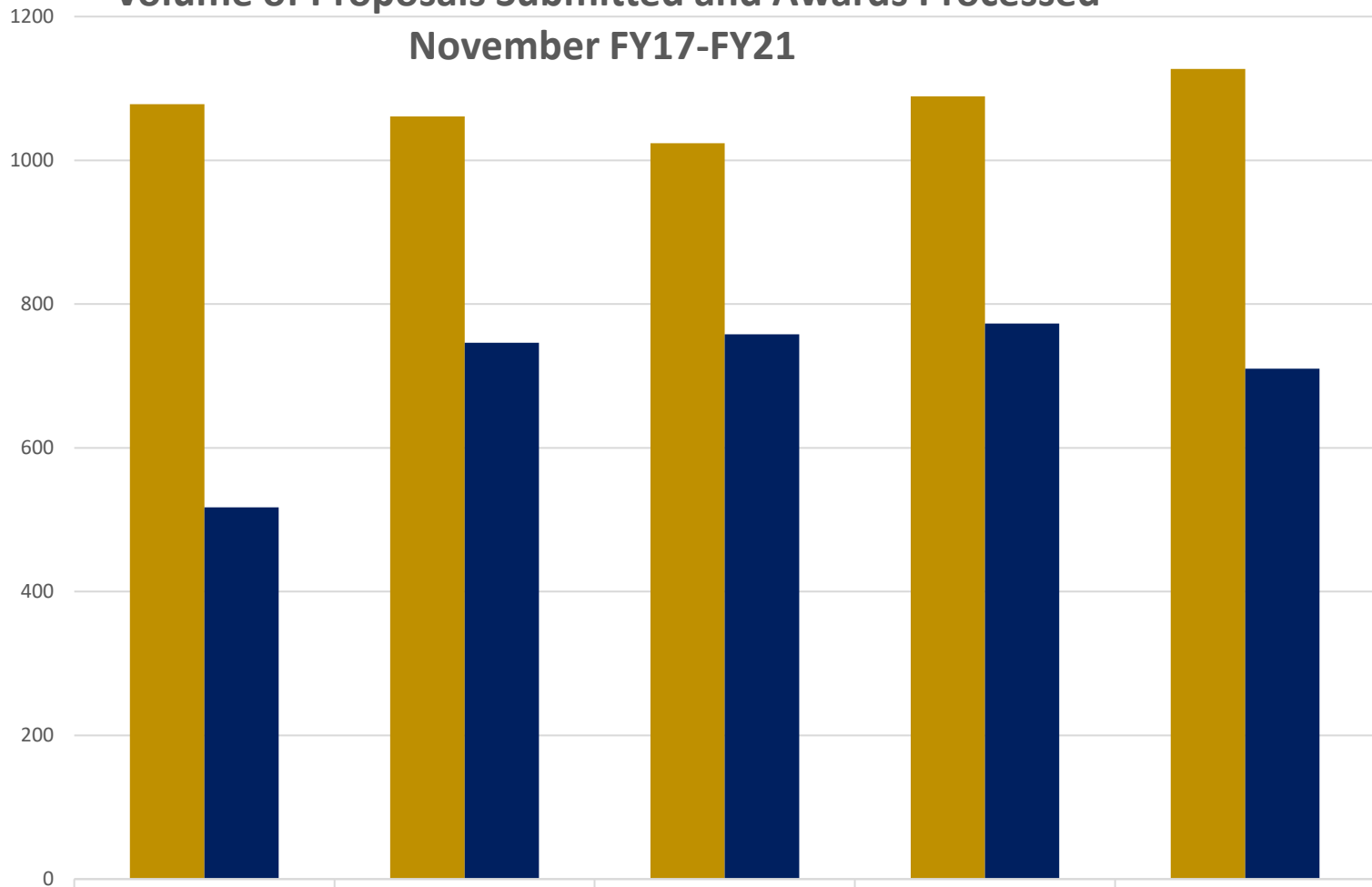


	2017	2018	2019	2020	2021
Direct (\$'s)	\$77,459,013	\$128,693,209	\$87,448,464	\$103,850,462	\$109,469,967
Indirect (\$'s)	\$18,573,612	\$31,577,950	\$31,581,206	\$34,005,031	\$37,050,602
Total Funding Total	\$96,032,626	\$160,271,158	\$119,029,670	\$137,855,493	\$146,520,570
Awards Processed	517	746	758	773	710

Emory University - Award Results

Volume of Proposals Submitted and Awards Processed

November FY17-FY21



■ Proposals Processed Count

■ Awards Processed

2017

2018

2019

2020

2021

1078

1061

1024

1089

1127

517

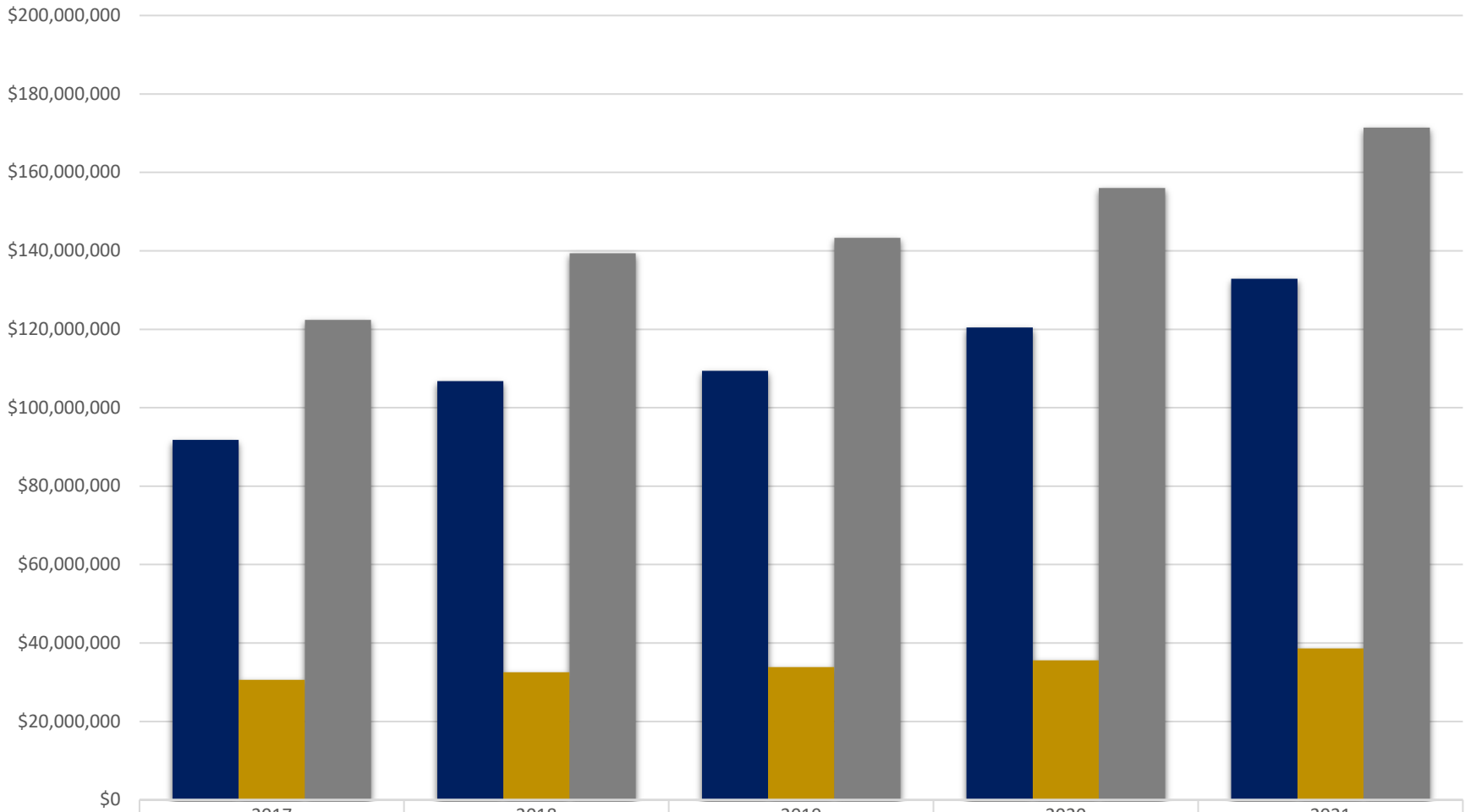
746

758

773

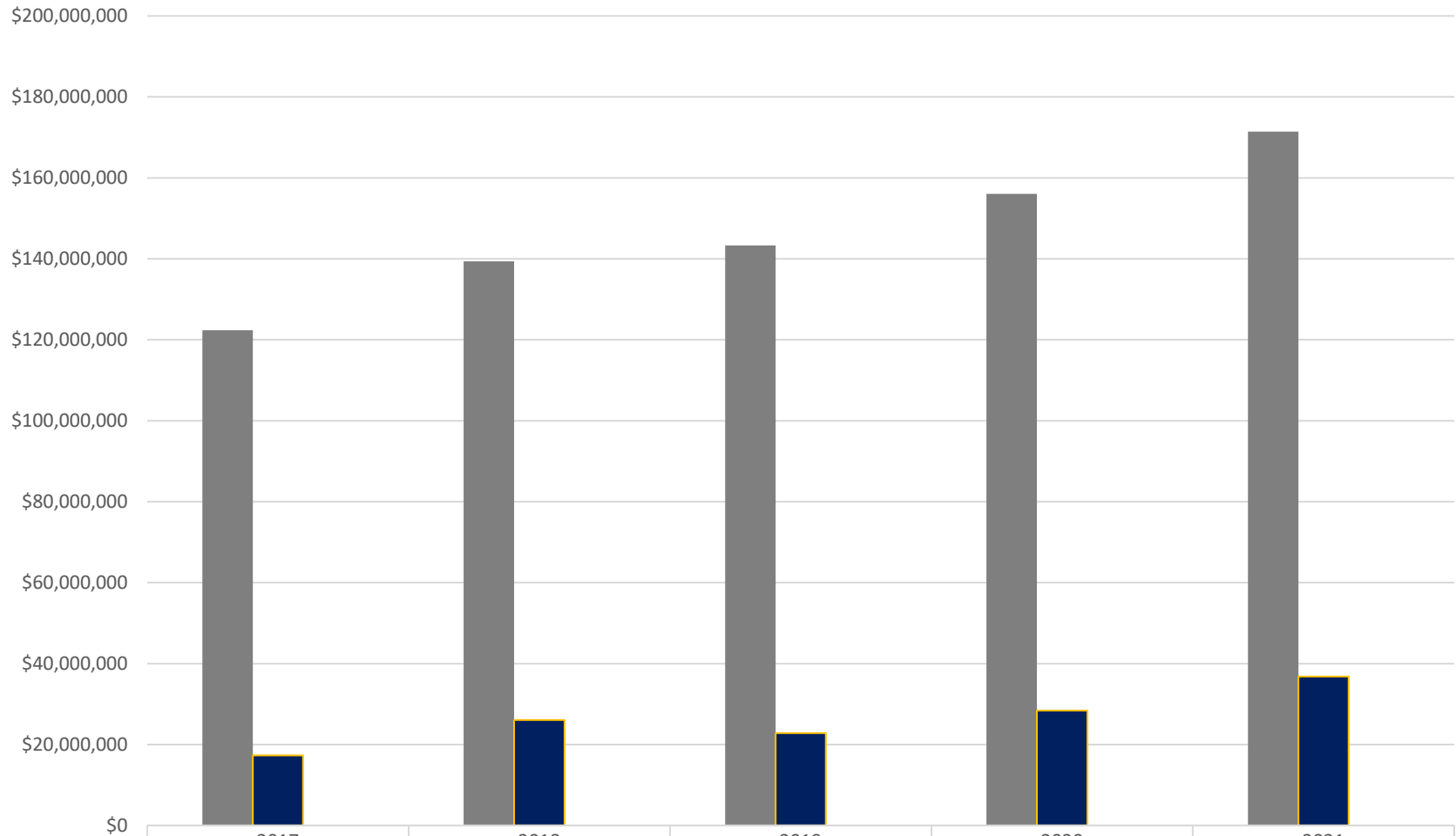
710

Emory University - Sponsored Research Expenditures Direct, Indirect and Total November FY17-FY21



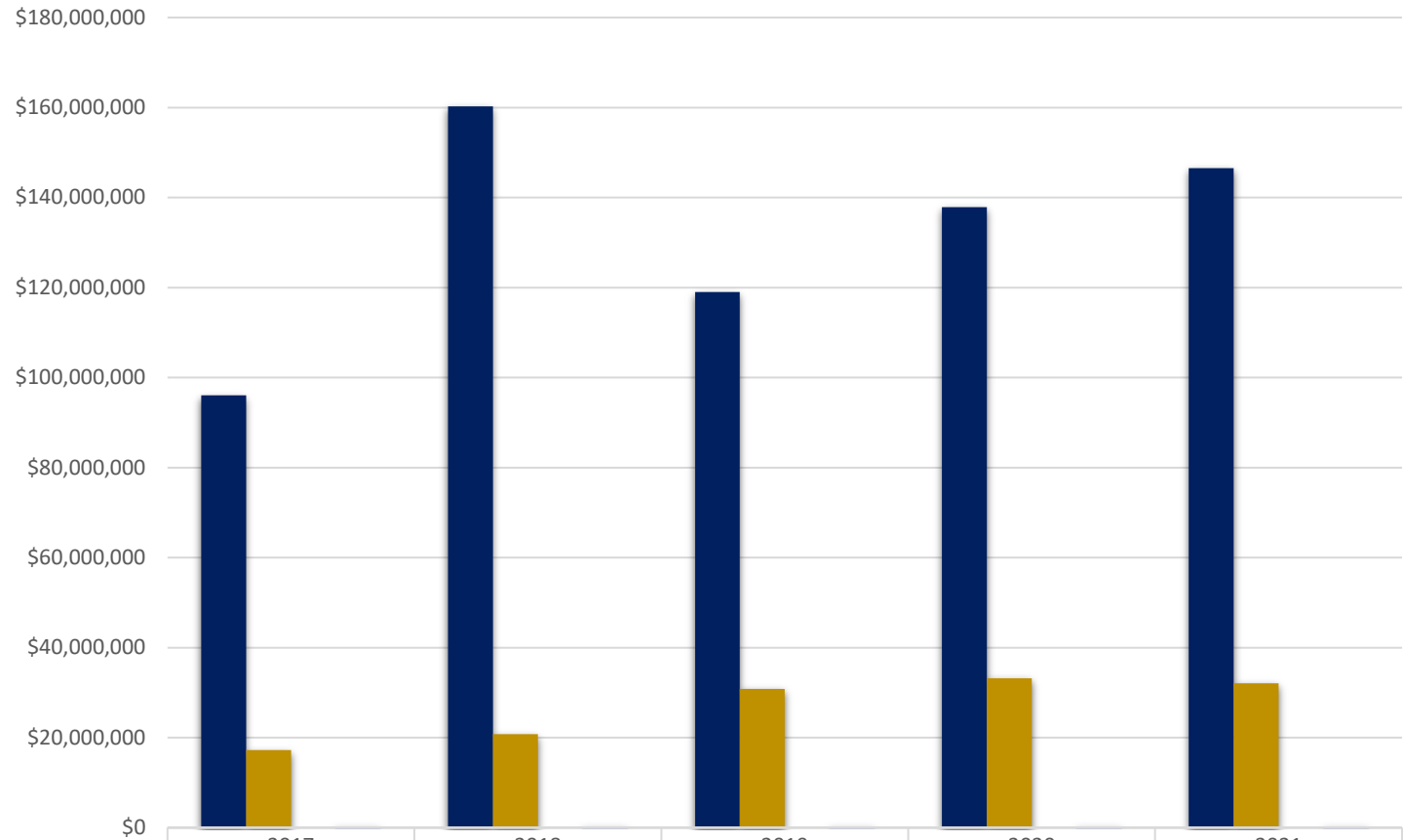
■ Direct (\$'s)	\$91,792,486	\$106,775,266	\$109,422,107	\$120,478,317	\$132,853,436
■ Indirect (\$'s)	\$30,597,001	\$32,574,265	\$33,867,154	\$35,569,779	\$38,591,161
■ Total Expenses	\$122,389,487	\$139,349,531	\$143,289,261	\$156,048,095	\$171,444,597

Emory University Sponsored Research Expenditures, Outgoing Sub-Awards November FY17-FY21



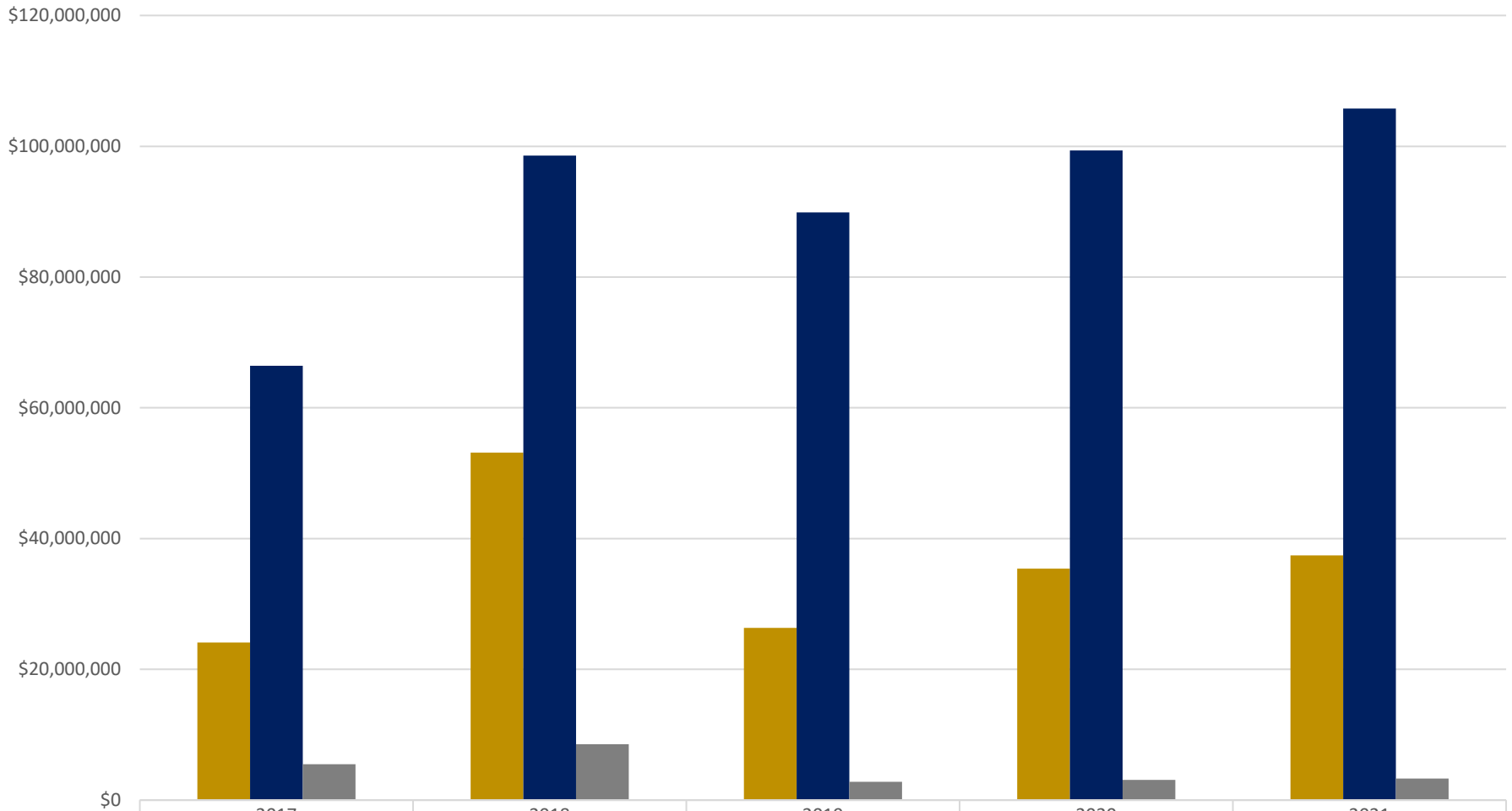
■ Total Expenses	\$122,389,487	\$139,349,531	\$143,289,261	\$156,048,095	\$171,444,597
■ Outgoing Sub-Awards	\$17,269,899	\$26,018,518	\$22,830,333	\$28,413,923	\$36,807,768
■ % of Expense Total	14.11%	18.67%	15.93%	18.21%	21.47%

Emory University Awards Incoming Sub-Awards Total Award Funding and Processed November FY17-FY21



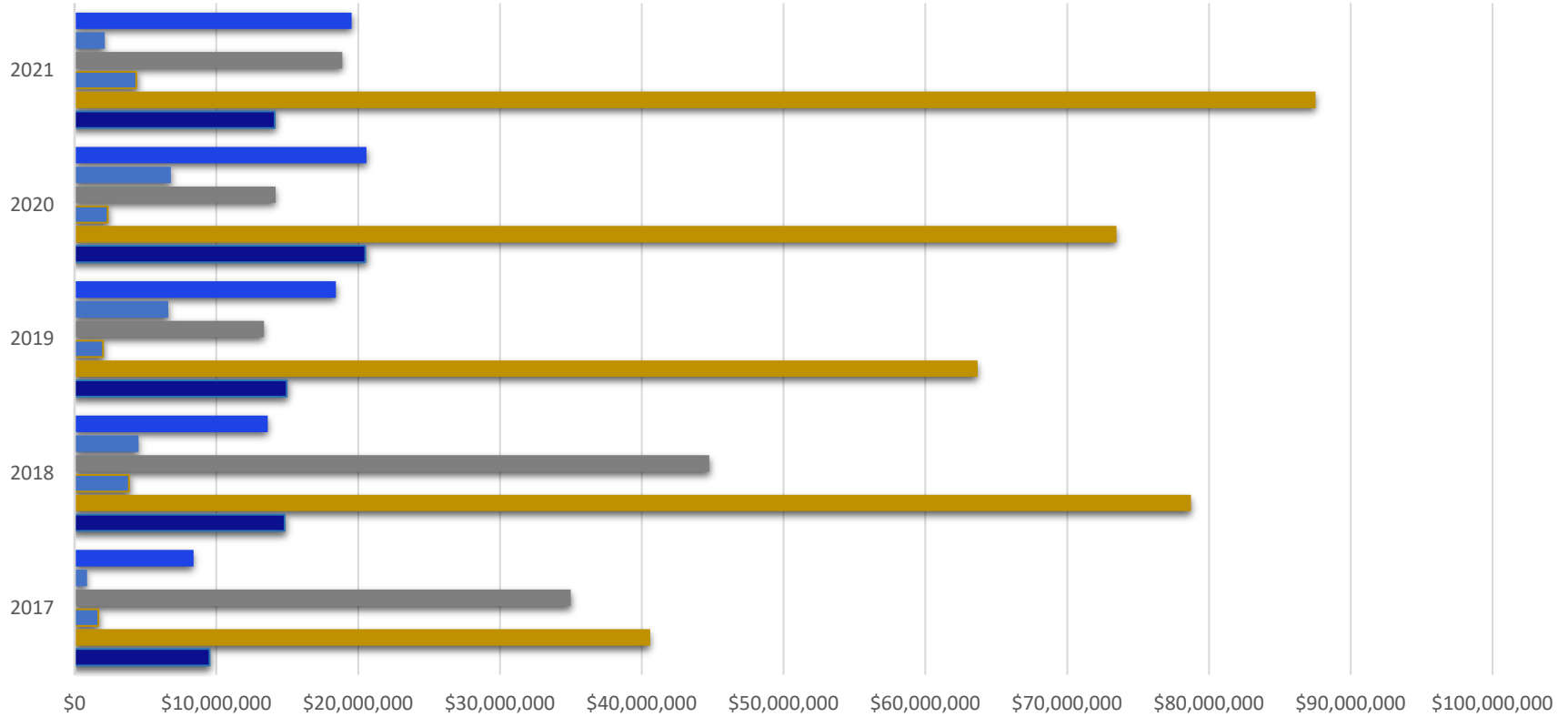
	2017	2018	2019	2020	2021
■ Total Award (Including Incoming Sub-Awards)	\$96,032,626	\$160,271,158	\$119,029,670	\$137,855,493	\$146,520,570
■ Total Incoming Sub-Awards	\$17,233,277	\$20,739,268	\$30,825,537	\$33,190,956	\$32,047,899
■ (Incoming Sub-Awards % of Total Award	17.95%	12.94%	25.90%	24.08%	21.87%
■ Awards Processed	517	746	758	773	710

Emory University Award Results by Research Type November FY17-FY21



	2017	2018	2019	2020	2021
Other	\$24,092,745	\$53,132,156	\$26,323,985	\$35,406,610	\$37,441,587
Research	\$66,444,627	\$98,571,210	\$89,904,690	\$99,344,168	\$105,762,261
Training	\$5,495,254	\$8,567,792	\$2,800,995	\$3,104,715	\$3,316,721

Emory University Award Results by Sponsored Type November FY17-FY21



	2017	2018	2019	2020	2021
■ University	\$8,388,834	\$13,622,200	\$18,428,651	\$20,574,780	\$19,534,302
■ State	\$879,001	\$4,507,377	\$6,602,644	\$6,789,382	\$2,134,914
■ Private	\$34,983,993	\$44,767,009	\$13,357,520	\$14,169,861	\$18,883,390
■ Foreign	\$1,673,881	\$3,822,751	\$1,997,570	\$2,340,568	\$4,339,938
■ Federal	\$40,593,902	\$78,738,708	\$63,680,540	\$73,472,789	\$87,518,940
■ Corporate	\$9,513,013	\$14,813,113	\$14,962,745	\$20,508,113	\$14,109,085