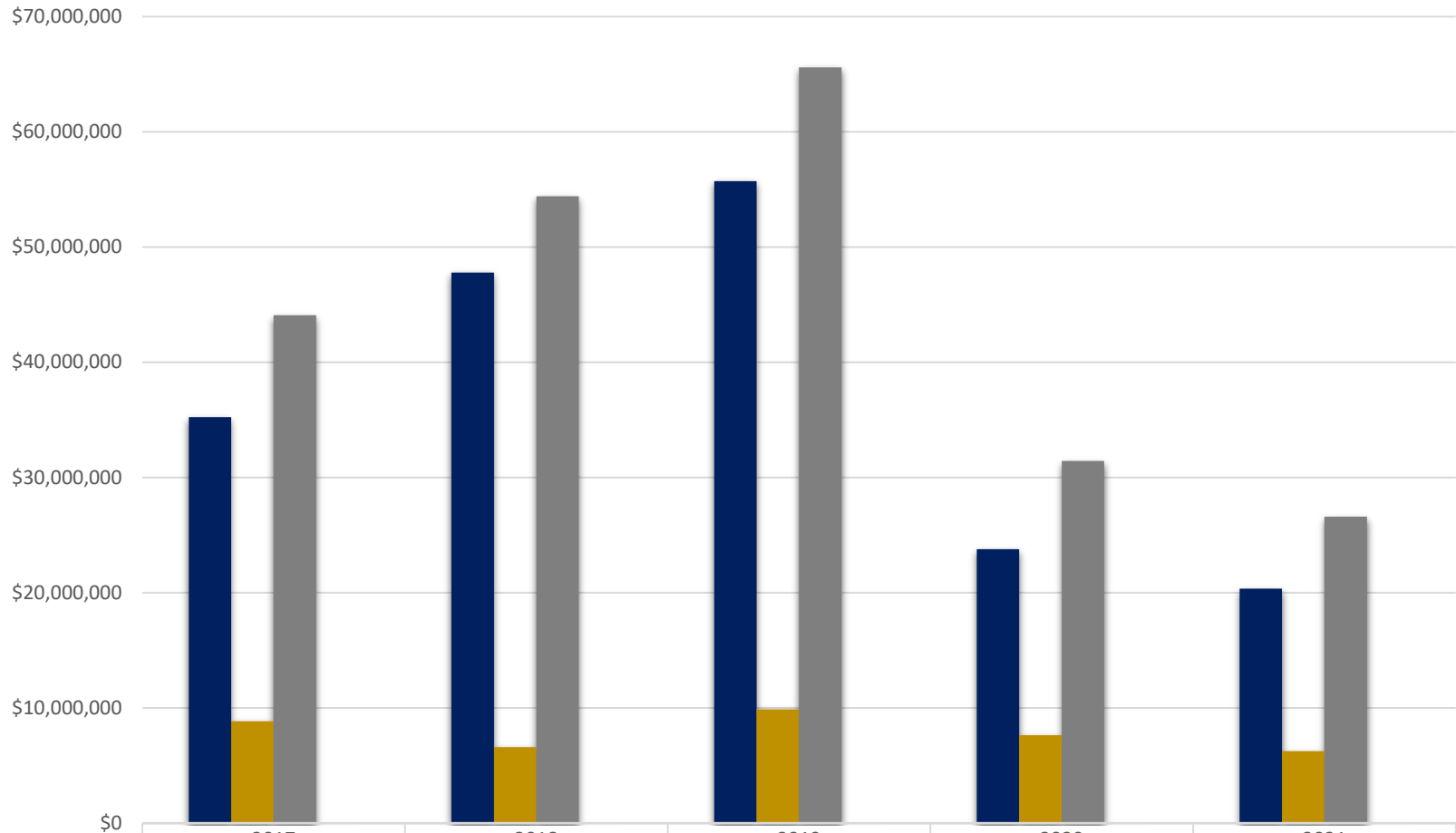
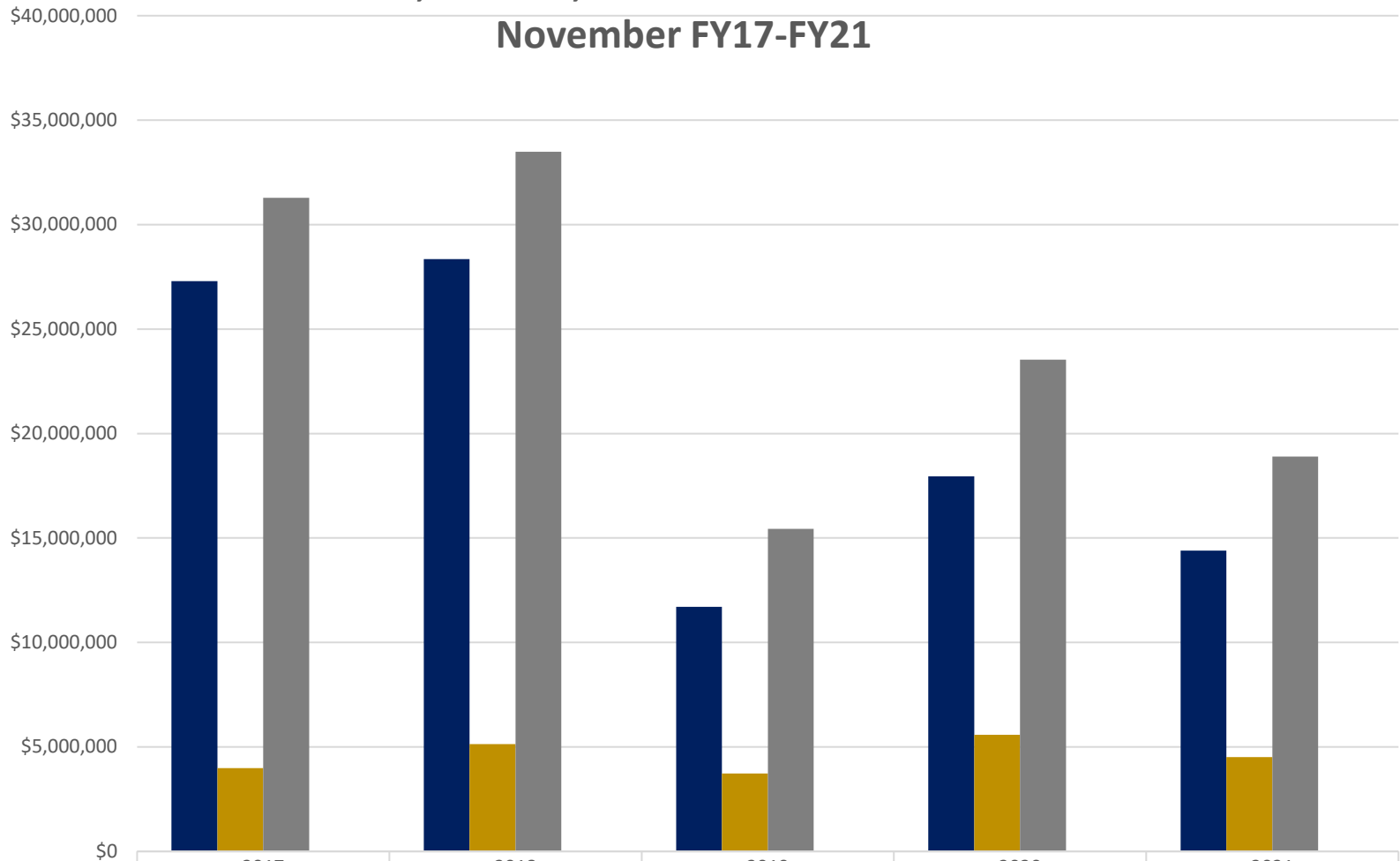


School of Public Health Proposals Submitted -Direct, Indirect and Total (\$'s) Processed November FY17-FY21



	2017	2018	2019	2020	2021
Direct Budget Amount	\$35,236,985	\$47,791,021	\$55,722,385	\$23,787,093	\$20,346,575
Indirect Budget Amount	\$8,840,911	\$6,608,647	\$9,872,101	\$7,642,922	\$6,259,919
Total Proposal	\$44,077,896	\$54,399,668	\$65,594,486	\$31,430,015	\$26,606,494
Proposals Processed Count	175	127	154	128	125

School of Public Health - Award Results Direct, Indirect, Total and Award Processed November FY17-FY21

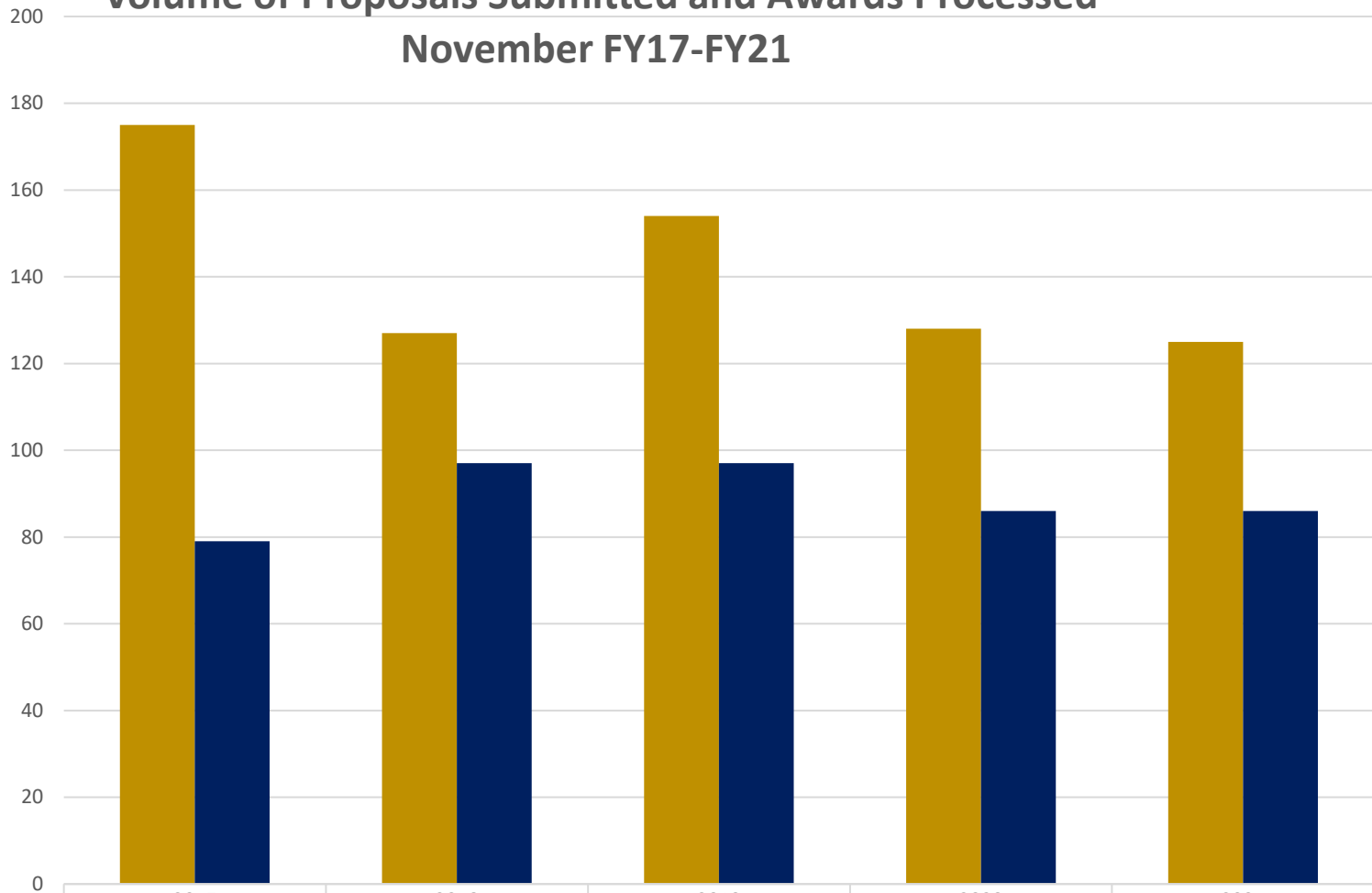


	2017	2018	2019	2020	2021
■ Direct (\$'s)	\$27,293,436	\$28,355,256	\$11,704,871	\$17,953,038	\$14,393,181
■ Indirect (\$'s)	\$3,989,023	\$5,131,165	\$3,729,461	\$5,587,034	\$4,509,269
■ Total Funding Total	\$31,282,459	\$33,486,421	\$15,434,333	\$23,540,072	\$18,902,450
■ Awards Processed	79	97	97	86	86

School of Public Health - Award Results

Volume of Proposals Submitted and Awards Processed

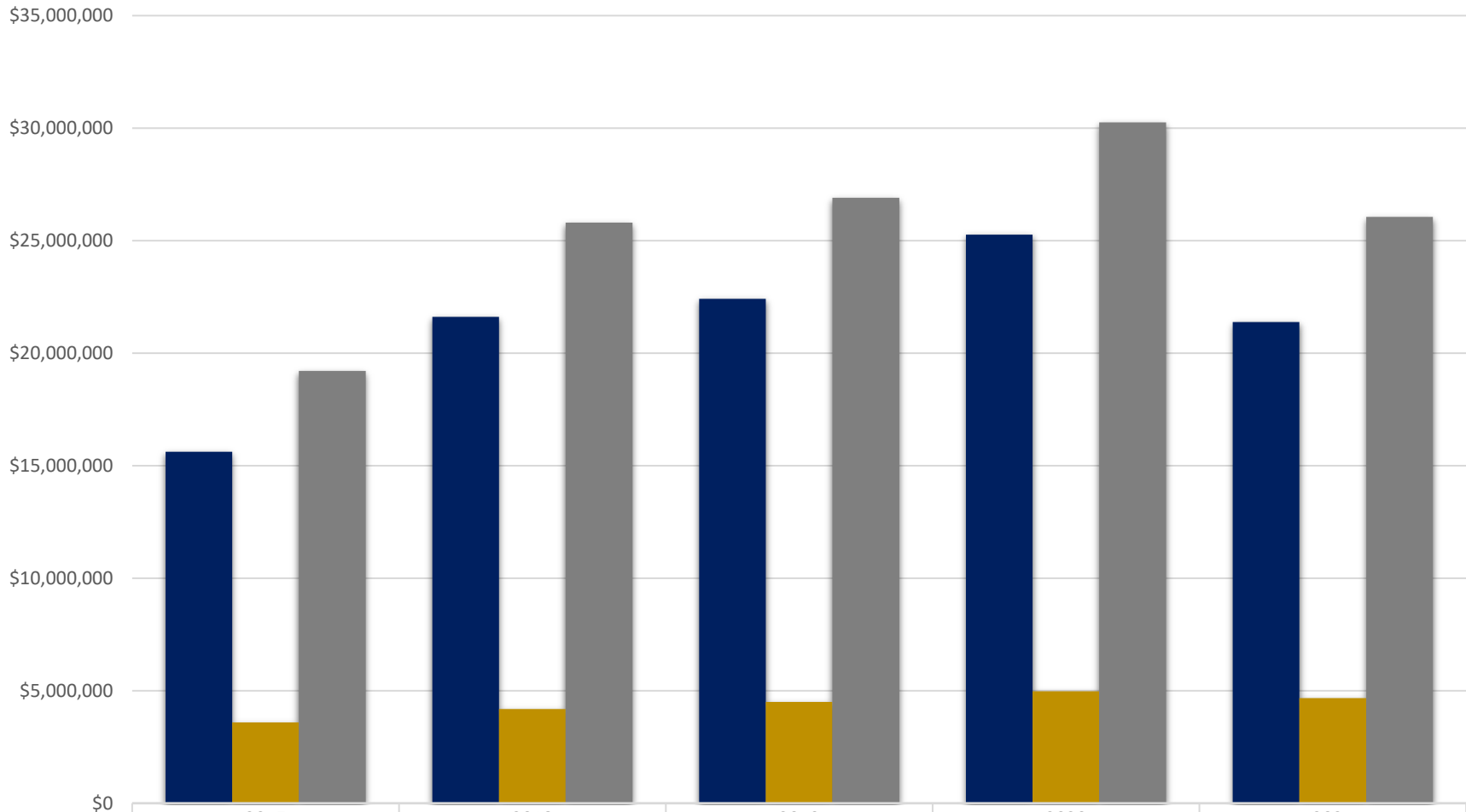
November FY17-FY21



■ Proposals Processed Count
 ■ Awards Processed

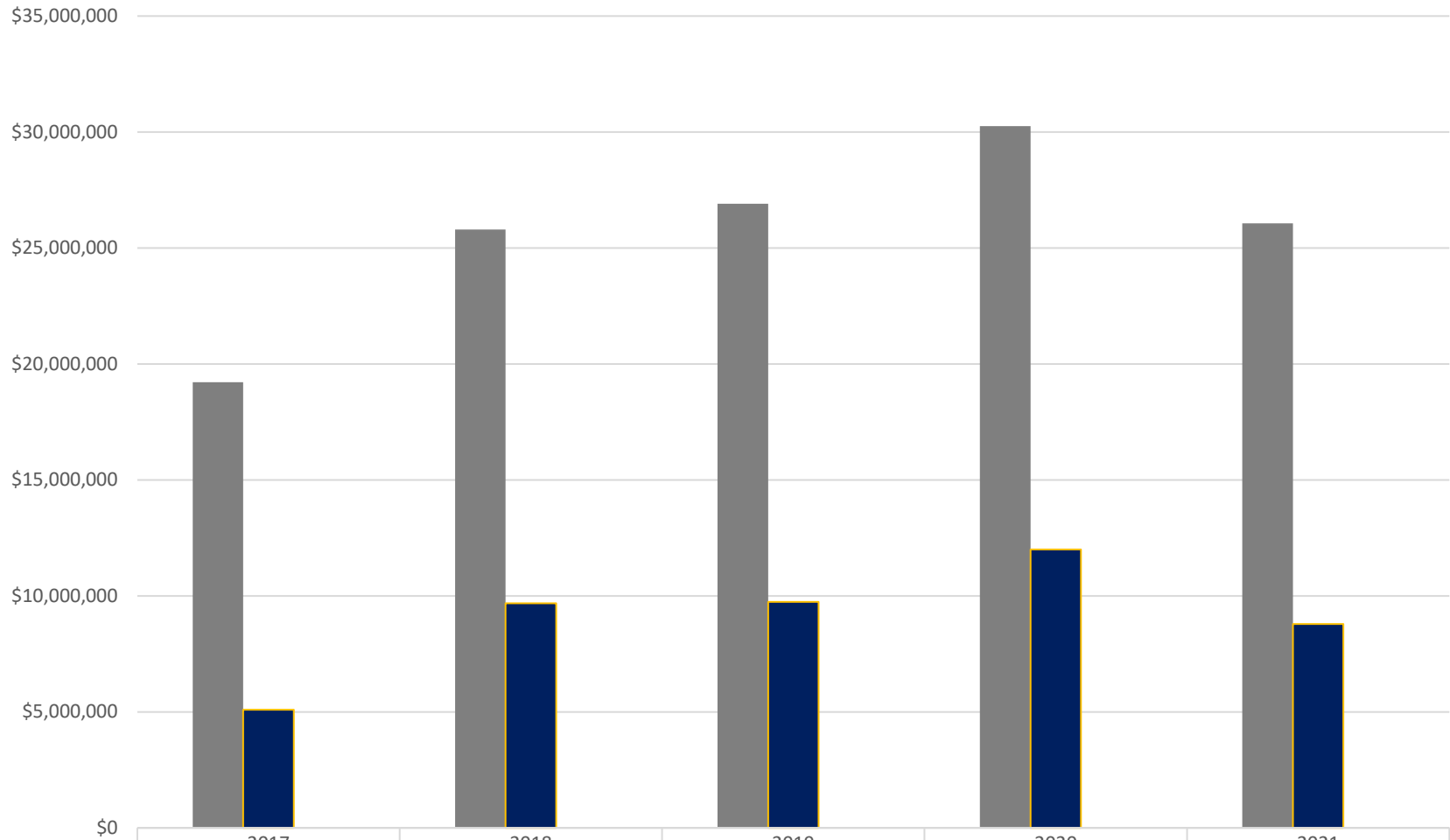
	2017	2018	2019	2020	2021
Proposals Processed Count	175	127	154	128	125
Awards Processed	79	97	97	86	86

School of Public Health - Sponsored Research Expenditures Direct, Indirect and Total November FY17-FY21



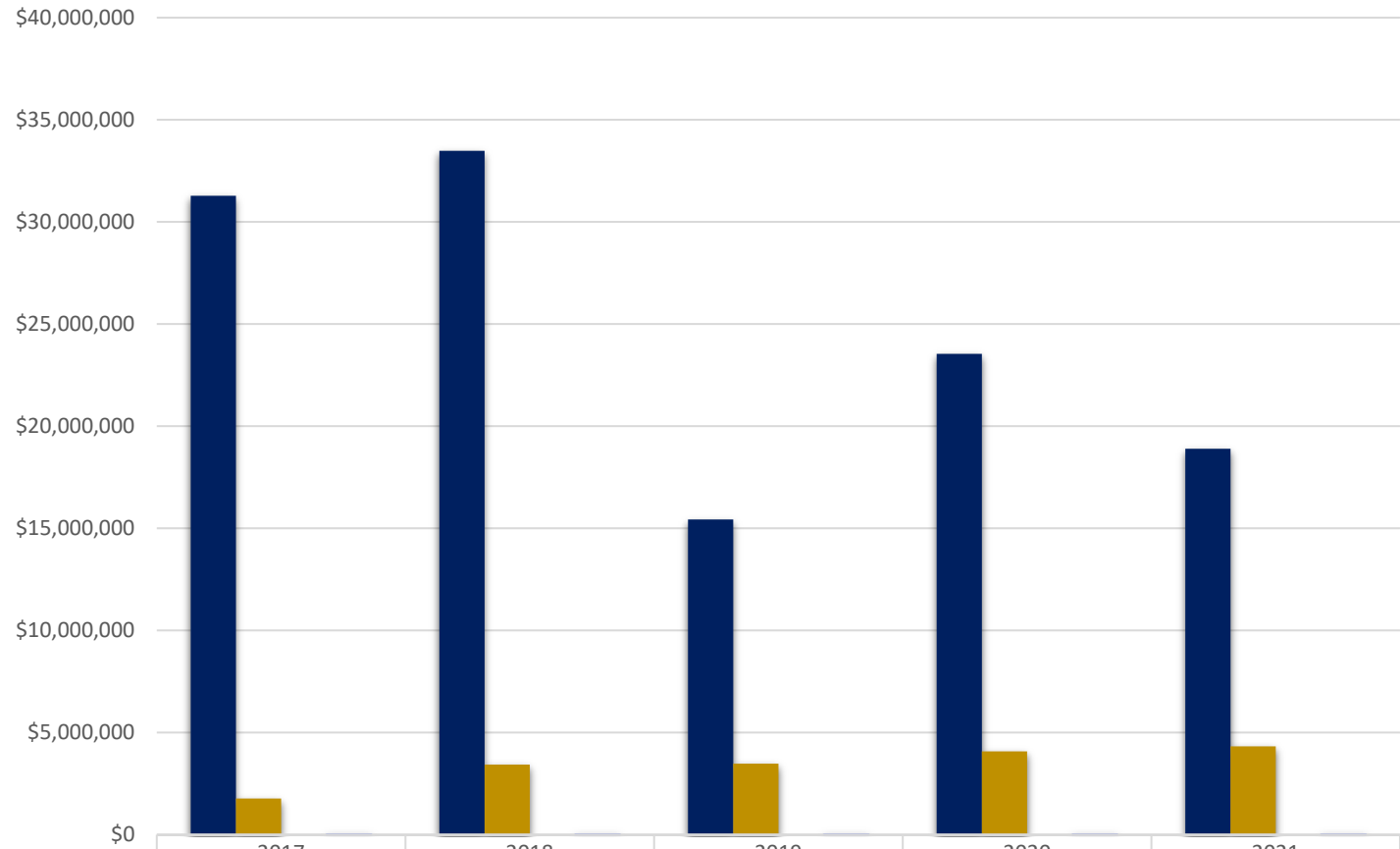
■ Direct (\$'s)	\$15,619,784	\$21,617,322	\$22,410,749	\$25,272,935	\$21,383,517
■ Indirect (\$'s)	\$3,597,232	\$4,182,278	\$4,498,130	\$4,978,776	\$4,675,379
■ Total Expenses	\$19,217,017	\$25,799,600	\$26,908,879	\$30,251,712	\$26,058,896

School of Public Health Sponsored Research Expenditures, Outgoing Sub-Awards November FY17-FY21



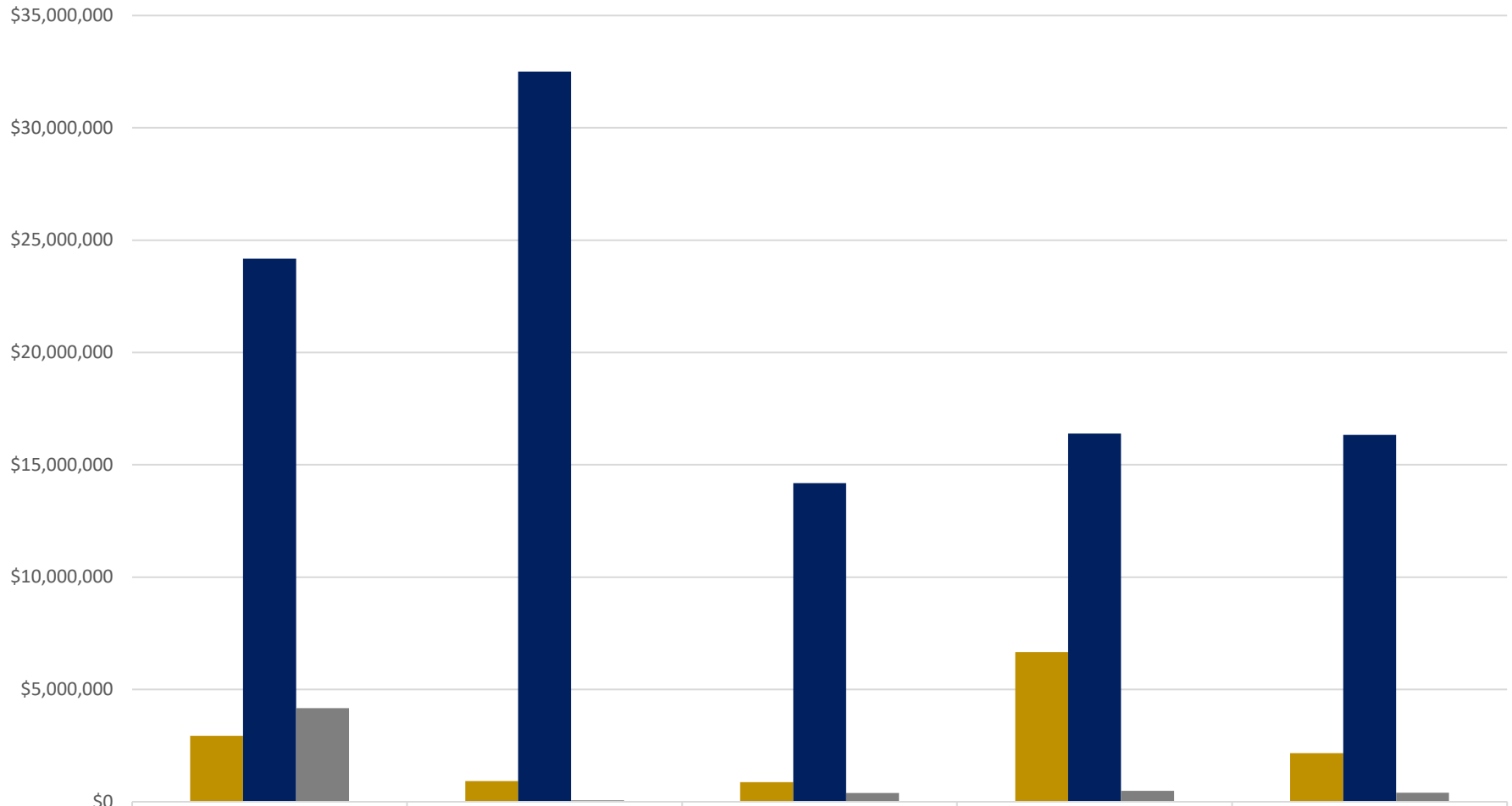
■ Total Expenses	\$19,217,017	\$25,799,600	\$26,908,879	\$30,251,712	\$26,058,896
■ Outgoing Sub-Awards	\$5,089,235	\$9,684,911	\$9,747,325	\$11,998,101	\$8,795,372
■ % of Expense Total	26.48%	37.54%	36.22%	39.66%	33.75%

School of Public Health Awards Incoming Sub-Awards Total Award Funding and Processed November FY17-FY21



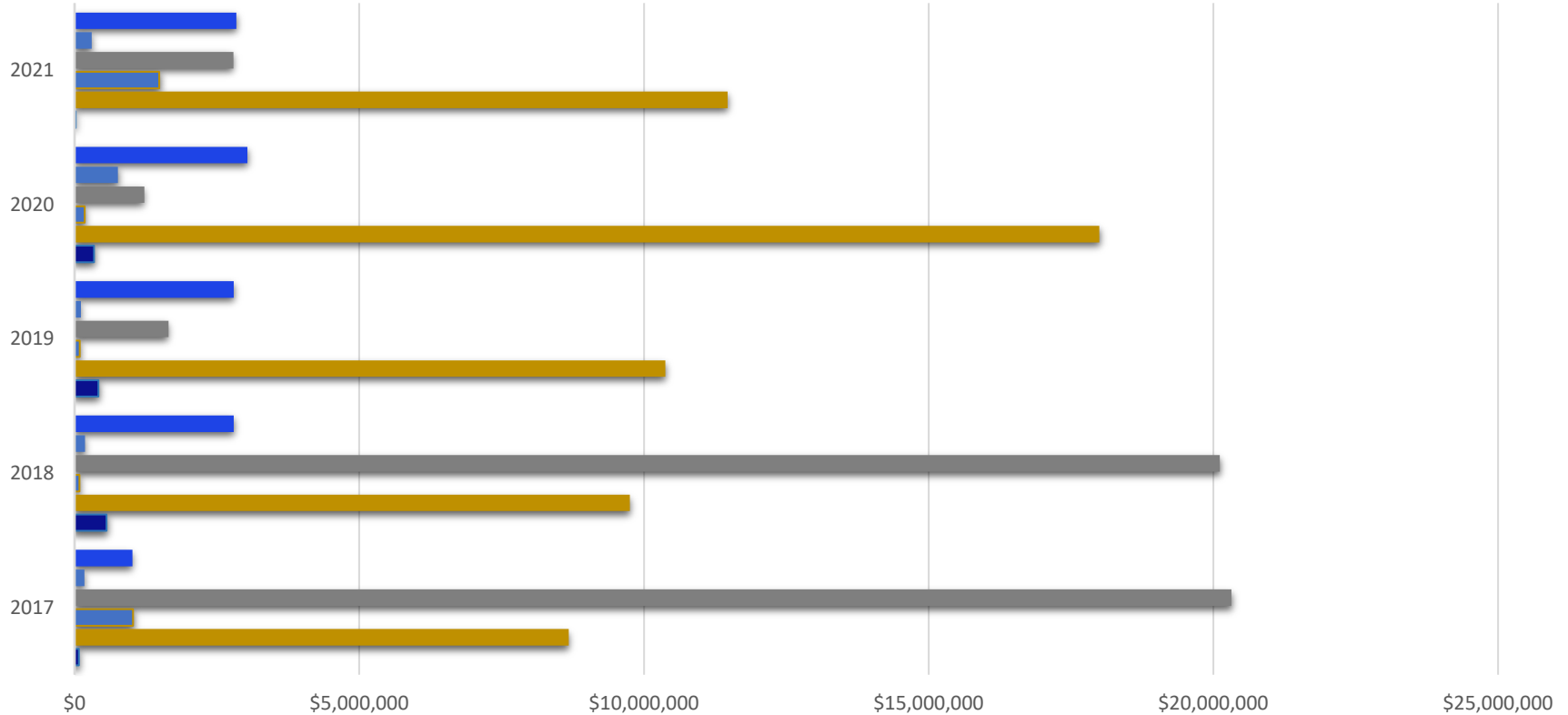
	2017	2018	2019	2020	2021
■ Total Award (Including Incoming Sub-Awards)	\$31,282,459	\$33,486,421	\$15,434,333	\$23,540,072	\$18,902,450
■ Total Incoming Sub-Awards	\$1,774,966	\$3,443,669	\$3,481,345	\$4,087,207	\$4,324,826
■ (Incoming Sub-Awards % of Total Award)	5.67%	10.28%	22.56%	17.36%	22.88%
■ Awards Processed	79	97	97	86	86

School of Public Health Award Results by Research Type November FY17-FY21



■ Other	\$2,941,392	\$917,401	\$867,098	\$6,667,187	\$2,165,524
■ Research	\$24,175,893	\$32,499,851	\$14,182,852	\$16,386,196	\$16,329,378
■ Training	\$4,165,173	\$69,169	\$384,383	\$486,690	\$407,548

School of Public Health Award Results by Sponsored Type November FY17-FY21



	2017	2018	2019	2020	2021
■ University	\$1,015,861	\$2,792,604	\$2,794,240	\$3,034,435	\$2,840,376
■ State	\$173,120	\$184,746	\$112,617	\$761,621	\$300,311
■ Private	\$20,314,688	\$20,110,458	\$1,647,590	\$1,225,362	\$2,787,638
■ Foreign	\$1,023,523	\$87,732	\$91,184	\$180,047	\$1,484,702
■ Federal	\$8,680,276	\$9,750,656	\$10,372,993	\$17,998,230	\$11,469,186
■ Corporate	\$74,990	\$560,225	\$415,709	\$340,378	\$20,237