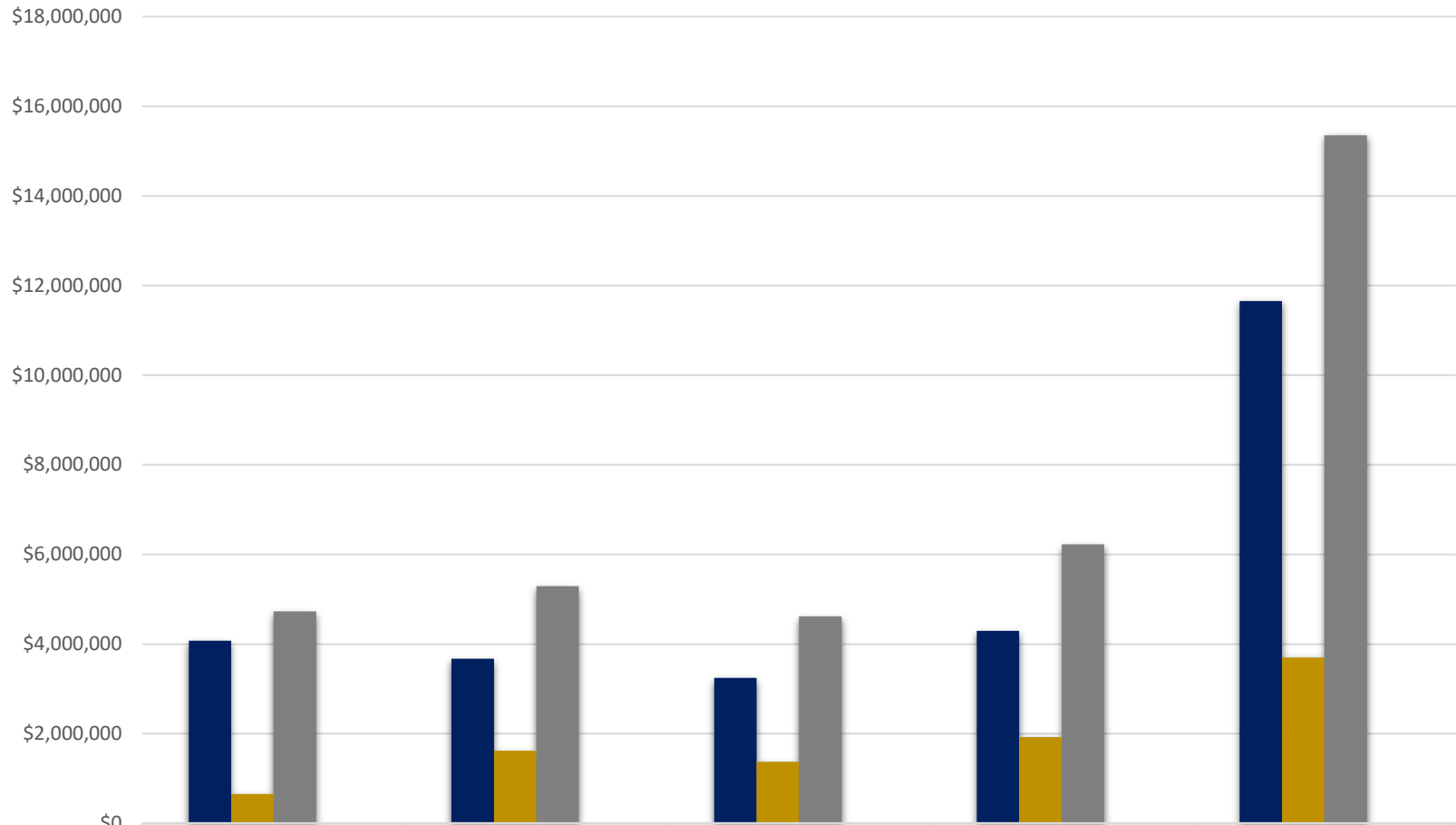


School of Nursing Proposals Submitted -Direct, Indirect and Total (\$'s) Processed November FY17-FY21

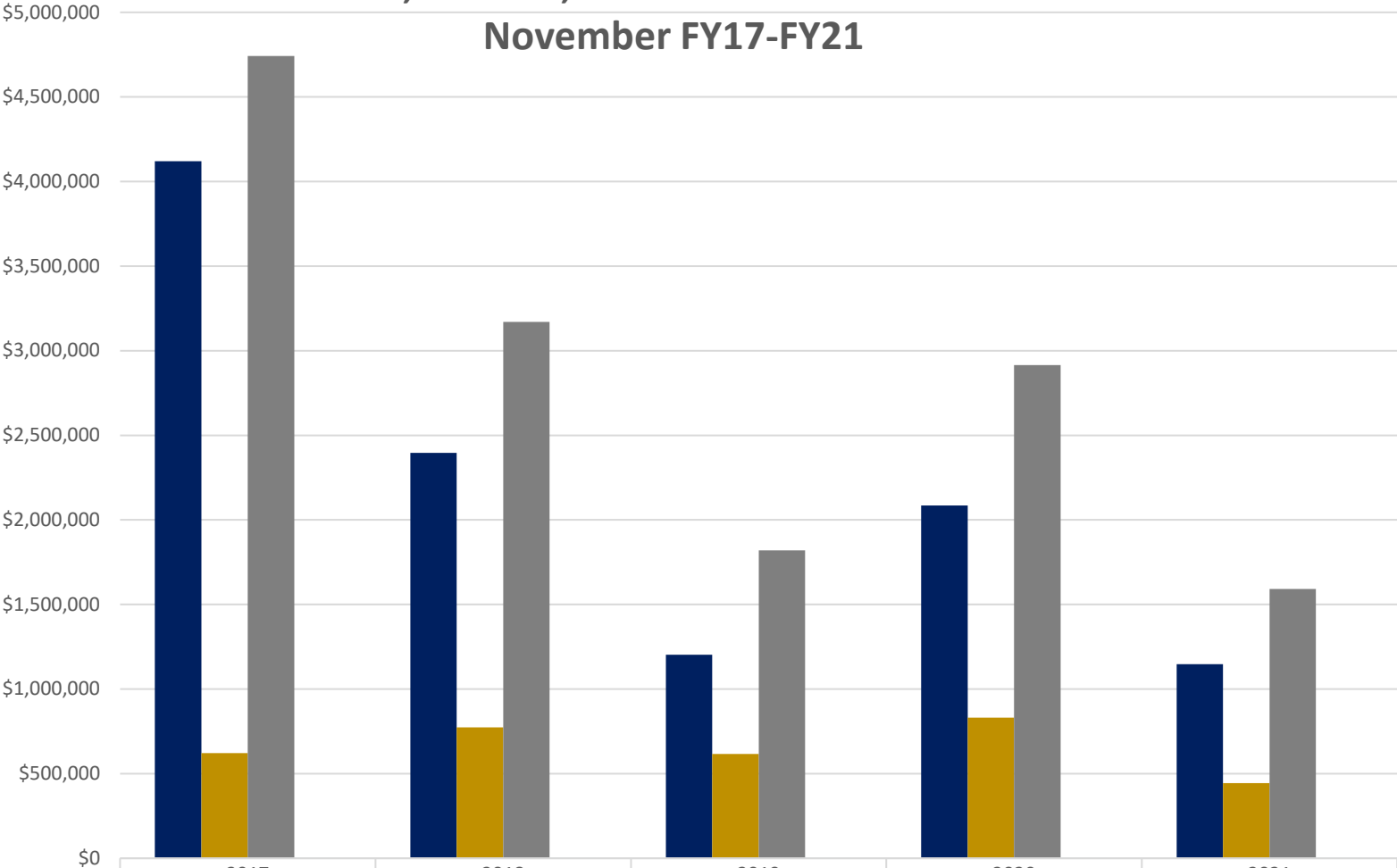


	2017	2018	2019	2020	2021
■ Direct Budget Amount	\$4,074,091	\$3,670,228	\$3,248,293	\$4,297,774	\$11,655,956
■ Indirect Budget Amount	\$656,748	\$1,619,482	\$1,372,021	\$1,924,378	\$3,697,502
■ Total Proposal	\$4,730,839	\$5,289,710	\$4,620,314	\$6,222,152	\$15,353,458
■ Proposals Processed Count	16	24	17	27	48

School of Nursing - Award Results

Direct, Indirect, Total and Award Processed

November FY17-FY21

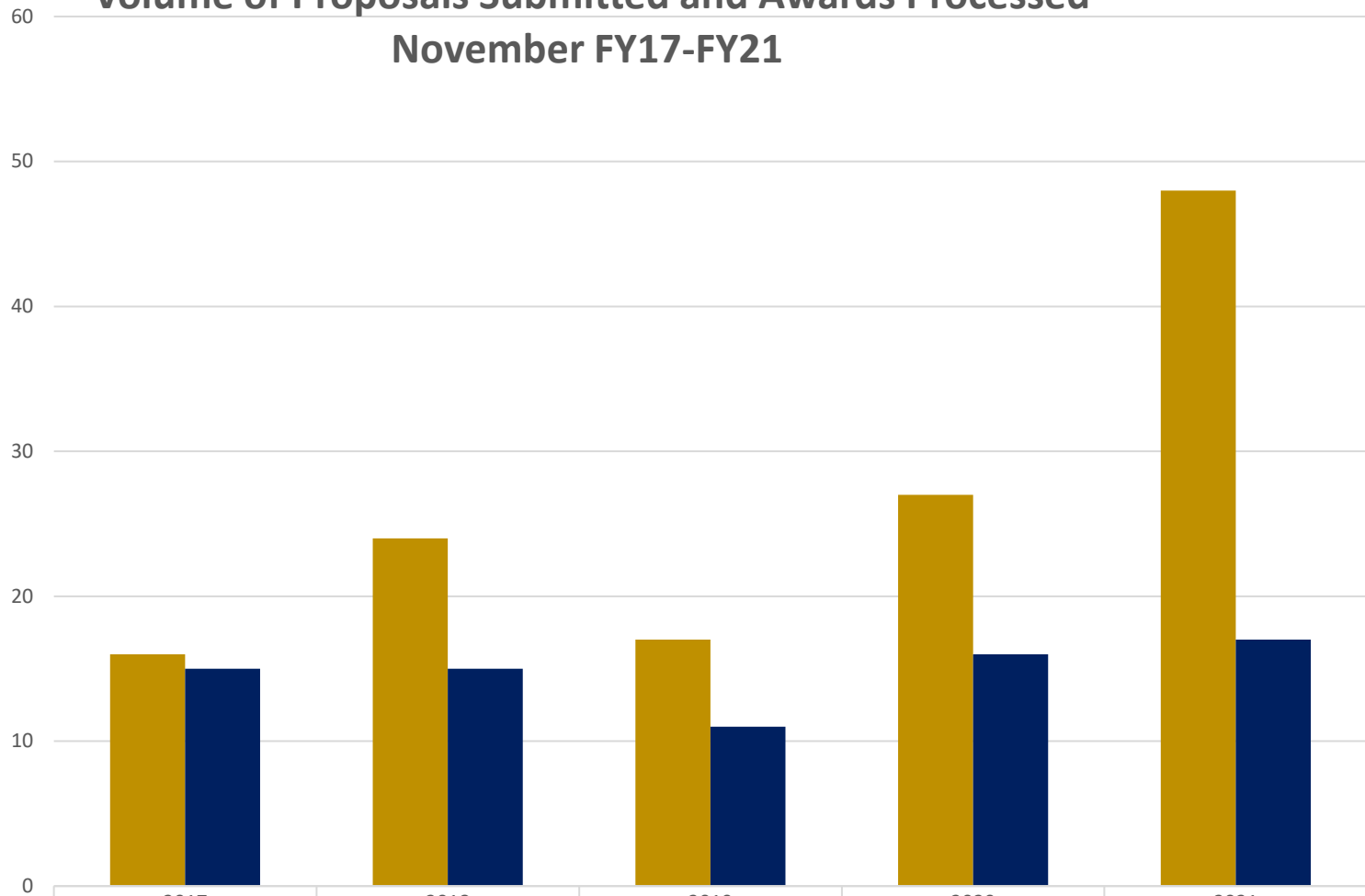


	2017	2018	2019	2020	2021
■ Direct (\$'s)	\$4,120,758	\$2,396,572	\$1,203,622	\$2,084,625	\$1,146,888
■ Indirect (\$'s)	\$621,293	\$773,171	\$615,802	\$831,002	\$444,154
■ Total Funding Total	\$4,742,051	\$3,169,743	\$1,819,424	\$2,915,627	\$1,591,042
■ Awards Processed	15	15	11	16	17

School of Nursing - Award Results

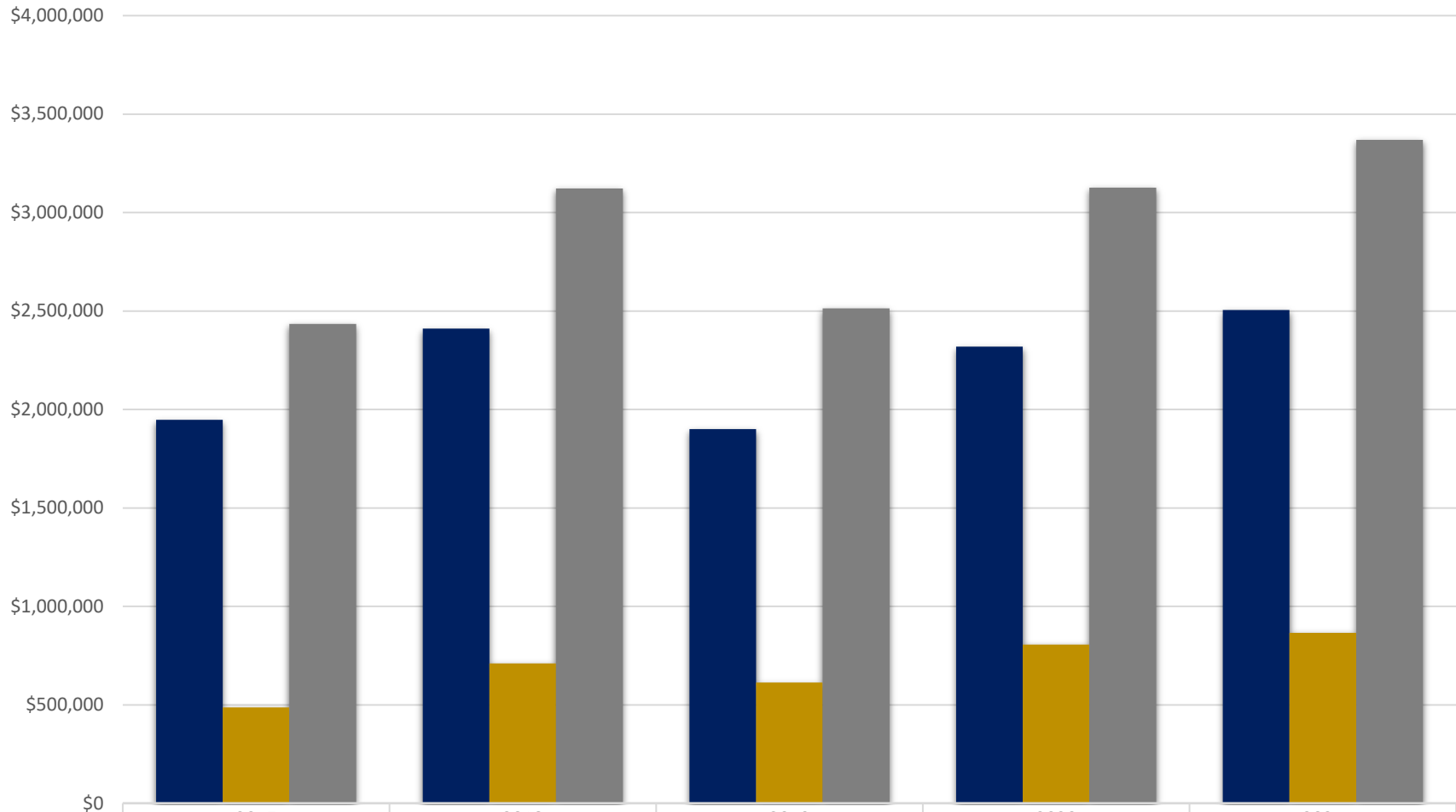
Volume of Proposals Submitted and Awards Processed

November FY17-FY21



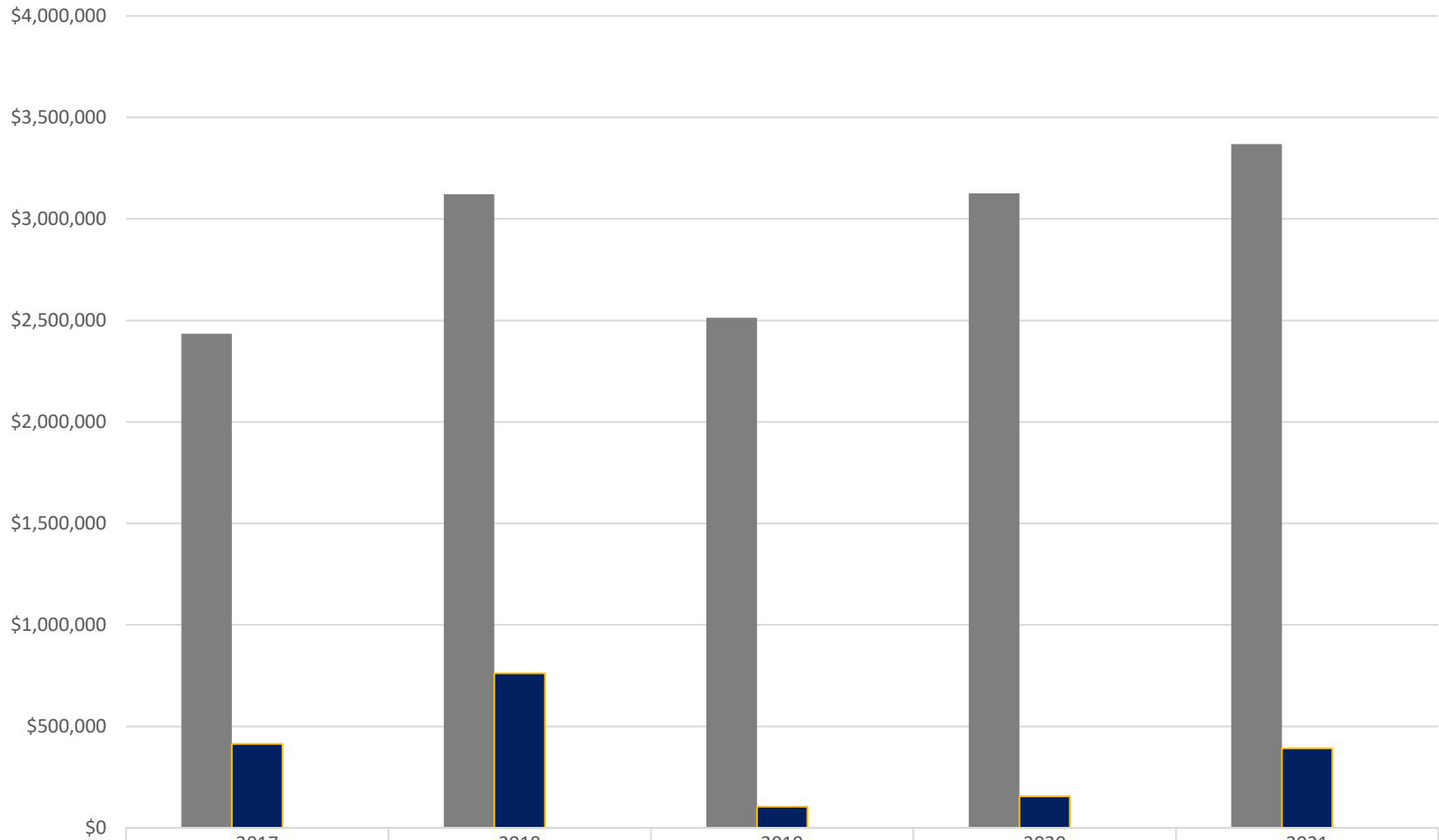
■ Proposals Processed Count	2017	2018	2019	2020	2021
	16	24	17	27	48
■ Awards Processed	15	15	11	16	17

School of Nursing - Sponsored Research Expenditures Direct, Indirect and Total November FY17-FY21



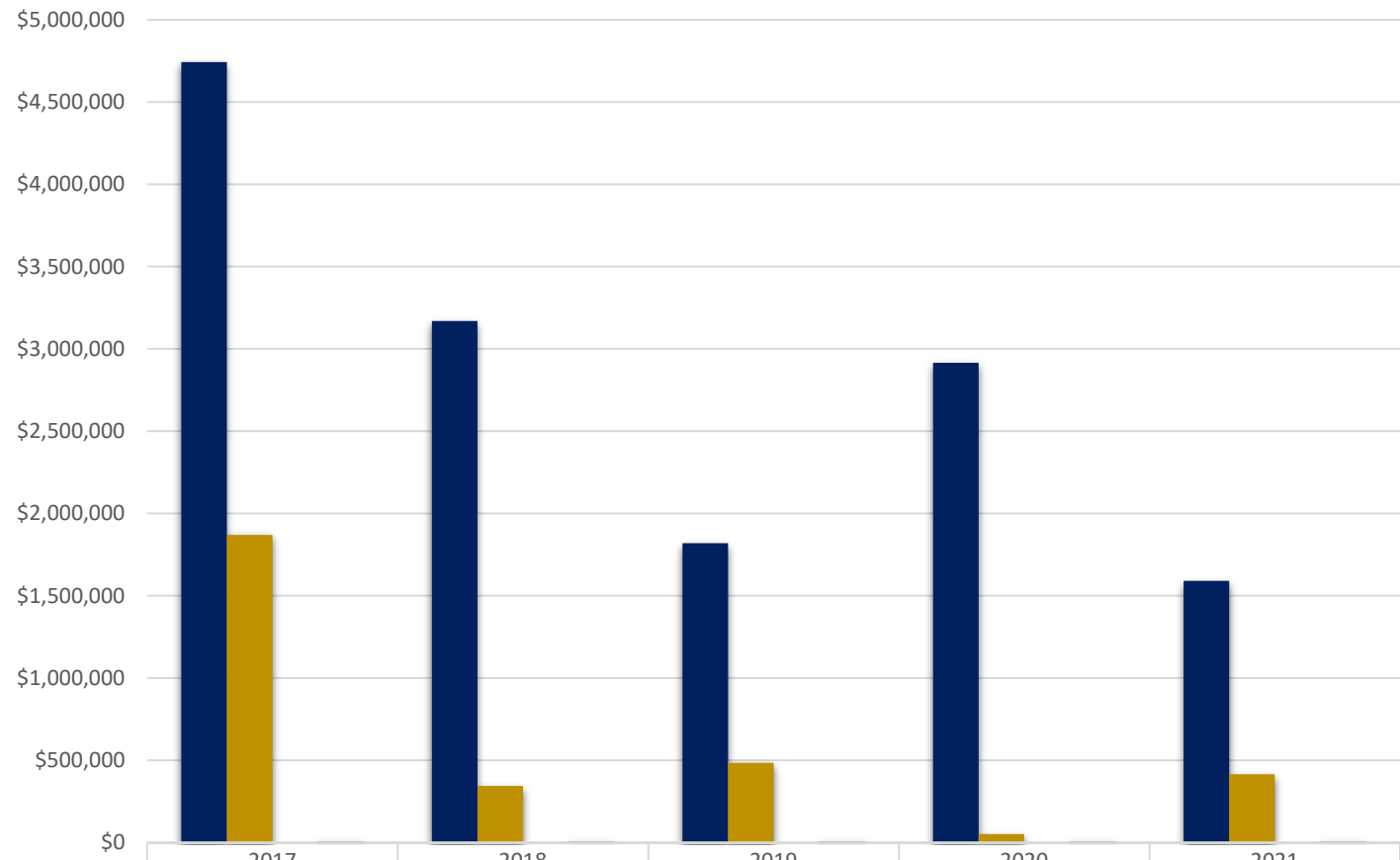
	2017	2018	2019	2020	2021
■ Direct (\$'s)	\$1,947,656	\$2,410,983	\$1,899,847	\$2,319,025	\$2,504,247
■ Indirect (\$'s)	\$487,206	\$710,504	\$613,661	\$806,575	\$864,953
■ Total Expenses	\$2,434,862	\$3,121,486	\$2,513,508	\$3,125,600	\$3,369,199

School of Nursing Sponsored Research Expenditures, Outgoing Sub-Awards November FY17-FY21



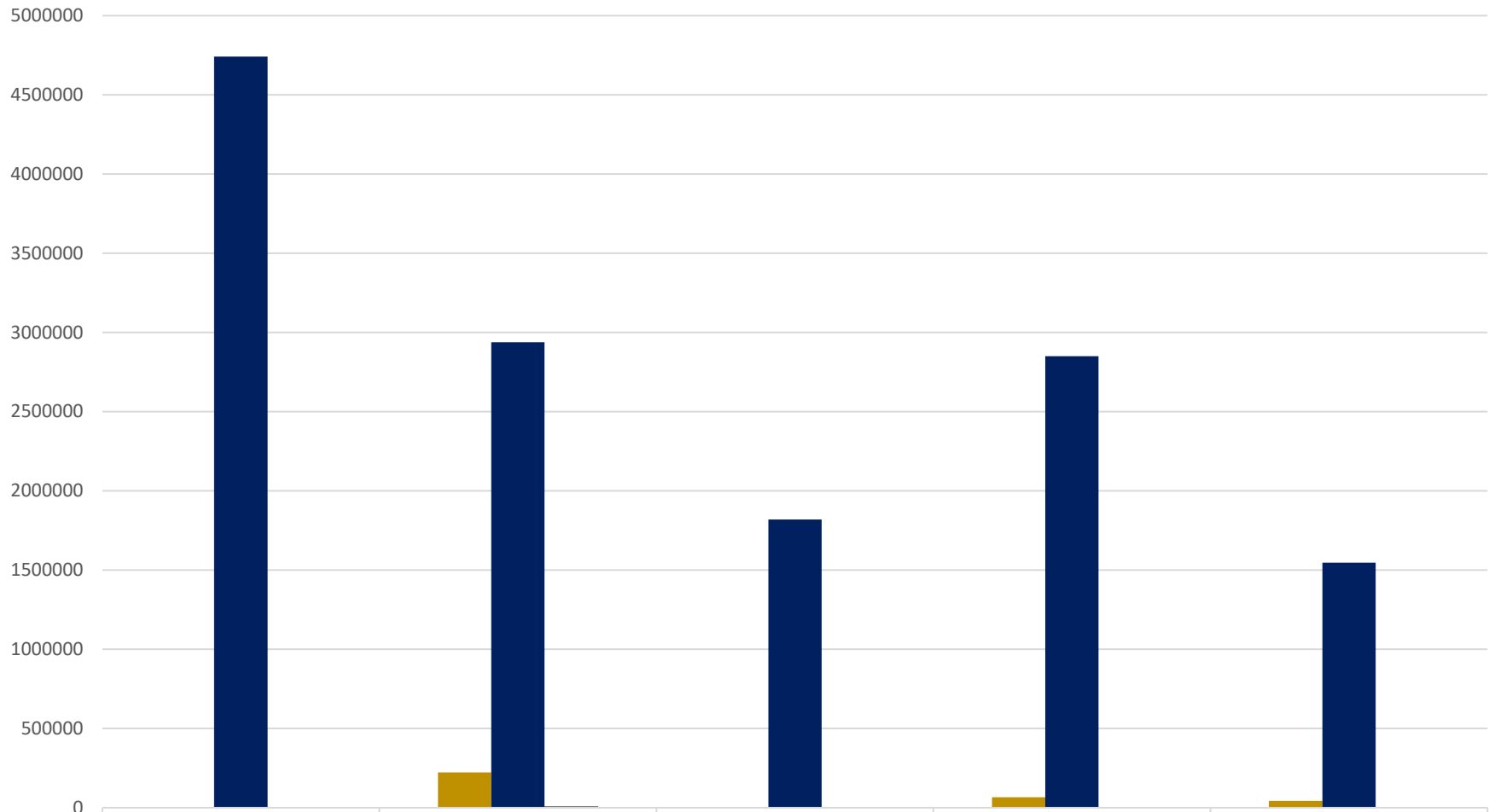
■ Total Expenses	\$2,434,862	\$3,121,486	\$2,513,508	\$3,125,600	\$3,369,199
■ Outgoing Sub-Awards	\$414,301	\$762,071	\$104,945	\$156,081	\$392,038
■ % of Expense Total	17.02%	24.41%	4.18%	4.99%	11.64%

School of Nursing Awards Incoming Sub-Awards Total Award Funding and Processed November FY17-FY21



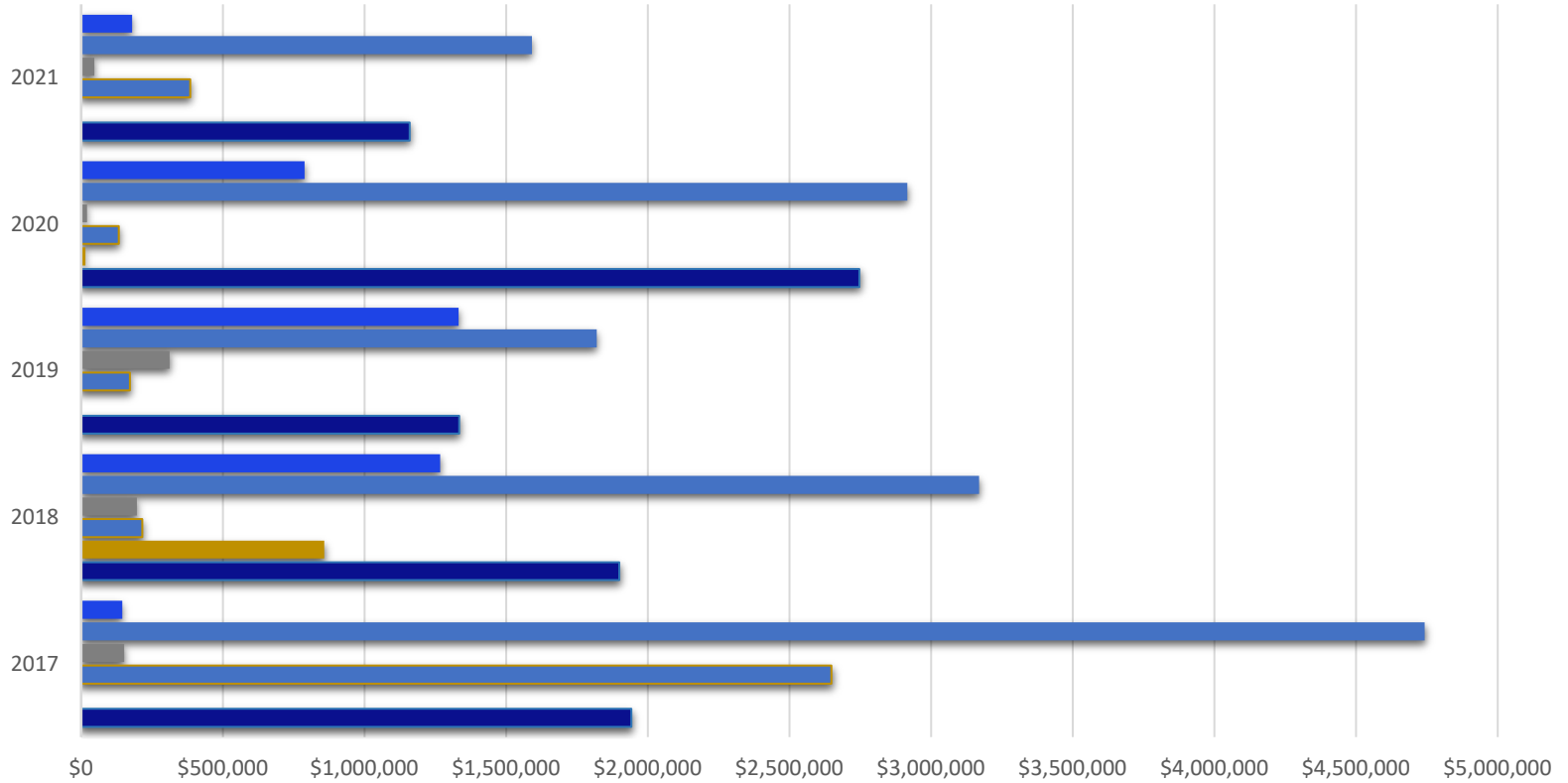
	2017	2018	2019	2020	2021
■ Total Award (Including Incoming Sub-Awards)	\$4,742,051	\$3,169,743	\$1,819,424	\$2,915,627	\$1,591,042
■ Total Incoming Sub-Awards	\$1,870,427	\$345,449	\$484,822	\$53,592	\$415,508
■ (Incoming Sub-Awards % of Total Award	39.44%	10.90%	26.65%	1.84%	26.12%
■ Awards Processed	15	15	11	16	17

School of Nursing Award Results by Research Type November FY17-FY21



■ Other		\$222,166		\$65,368	\$43,905
■ Research	\$4,742,051	\$2,937,577	\$1,819,424	\$2,850,259	\$1,547,137
■ Training		\$10,000			

School of Nursing Award Results by Sponsored Type November FY17-FY21



	2017	2018	2019	2020	2021
■ University	\$145,380	\$1,267,034	\$1,332,292	\$788,746	\$180,216
■ Total Funding Total Total	\$4,742,051	\$3,169,743	\$1,819,424	\$2,915,627	\$1,591,042
■ University	\$151,564	\$197,073	\$312,623	\$20,592	\$46,437
■ Private	\$2,648,610	\$215,345	\$172,199	\$133,000	\$385,297
■ Foreign		\$858,118		\$15,385	
■ Federal	\$1,941,877	\$1,899,207	\$1,334,602	\$2,746,650	\$1,159,308