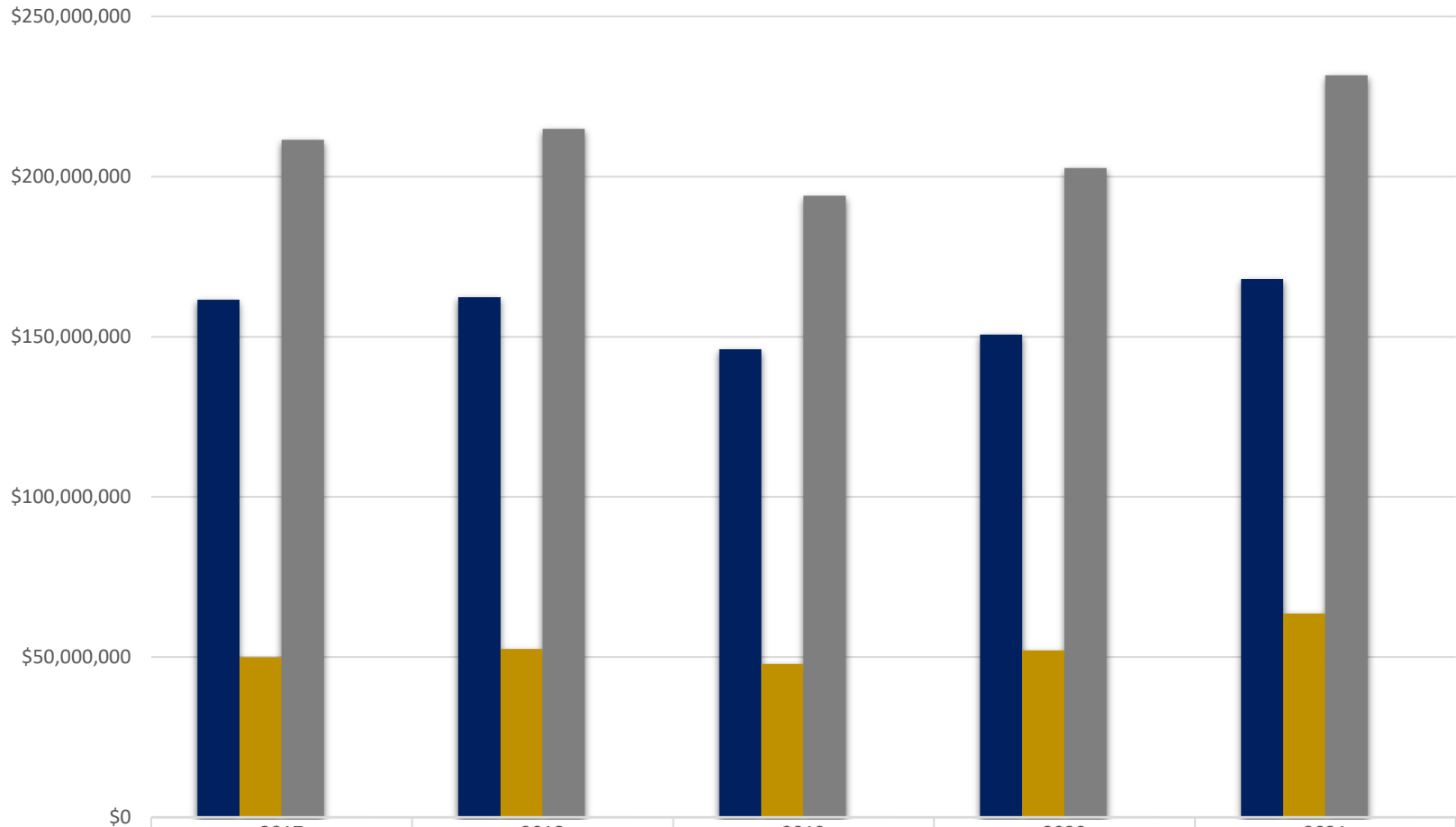


School of Medicine Proposals Submitted -Direct, Indirect and Total (\$'s) Processed November FY17-FY21

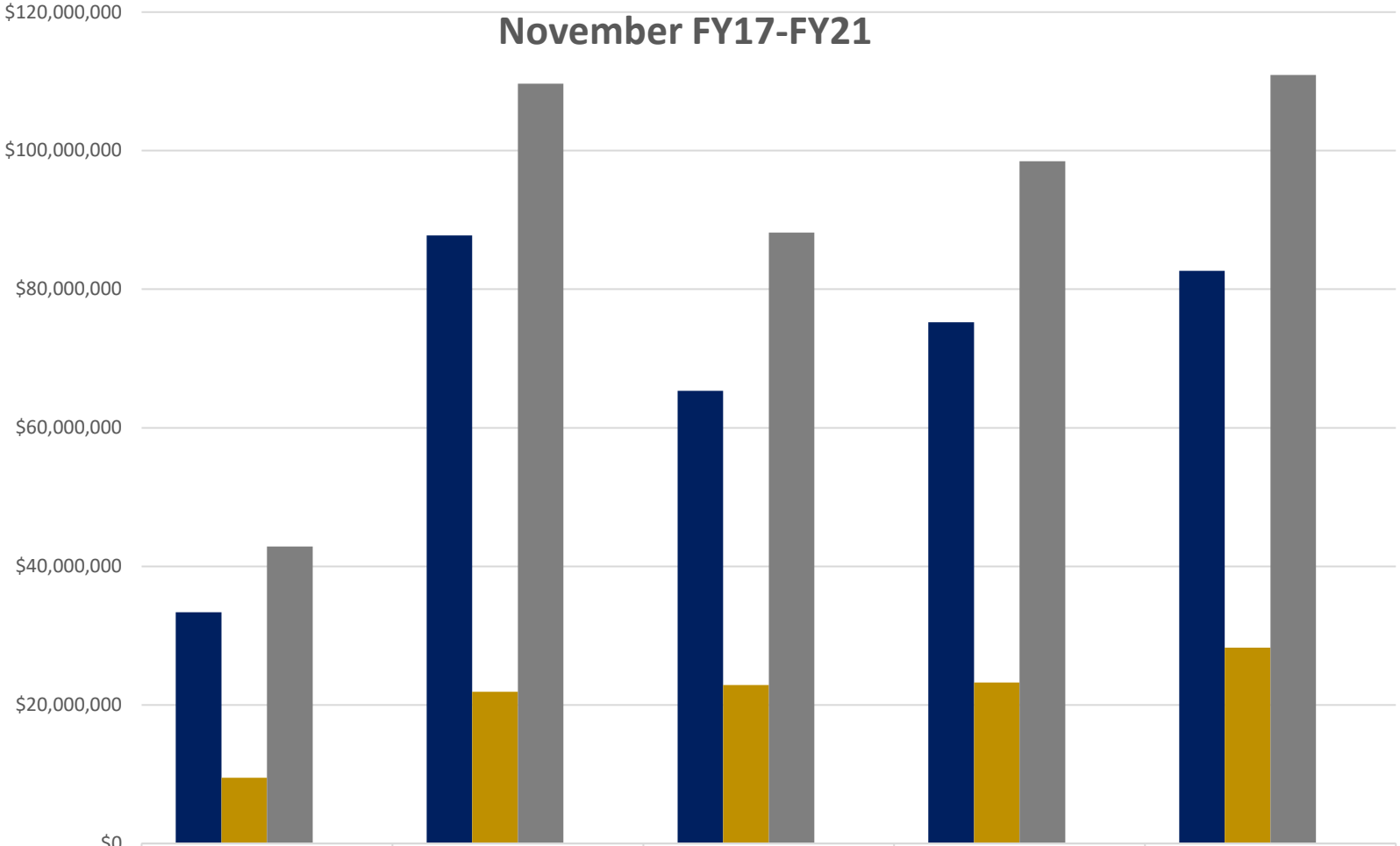


	2017	2018	2019	2020	2021
Direct Budget Amount	\$161,575,395	\$162,355,382	\$146,143,324	\$150,648,709	\$168,052,250
Indirect Budget Amount	\$49,949,328	\$52,564,126	\$47,864,399	\$52,050,843	\$63,585,515
Total Proposal	\$211,524,723	\$214,919,508	\$194,007,723	\$202,699,552	\$231,637,765
Proposals Processed Count	766	783	729	799	804

School of Medicine- Award Results

Direct, Indirect, Total and Award Processed

November FY17-FY21

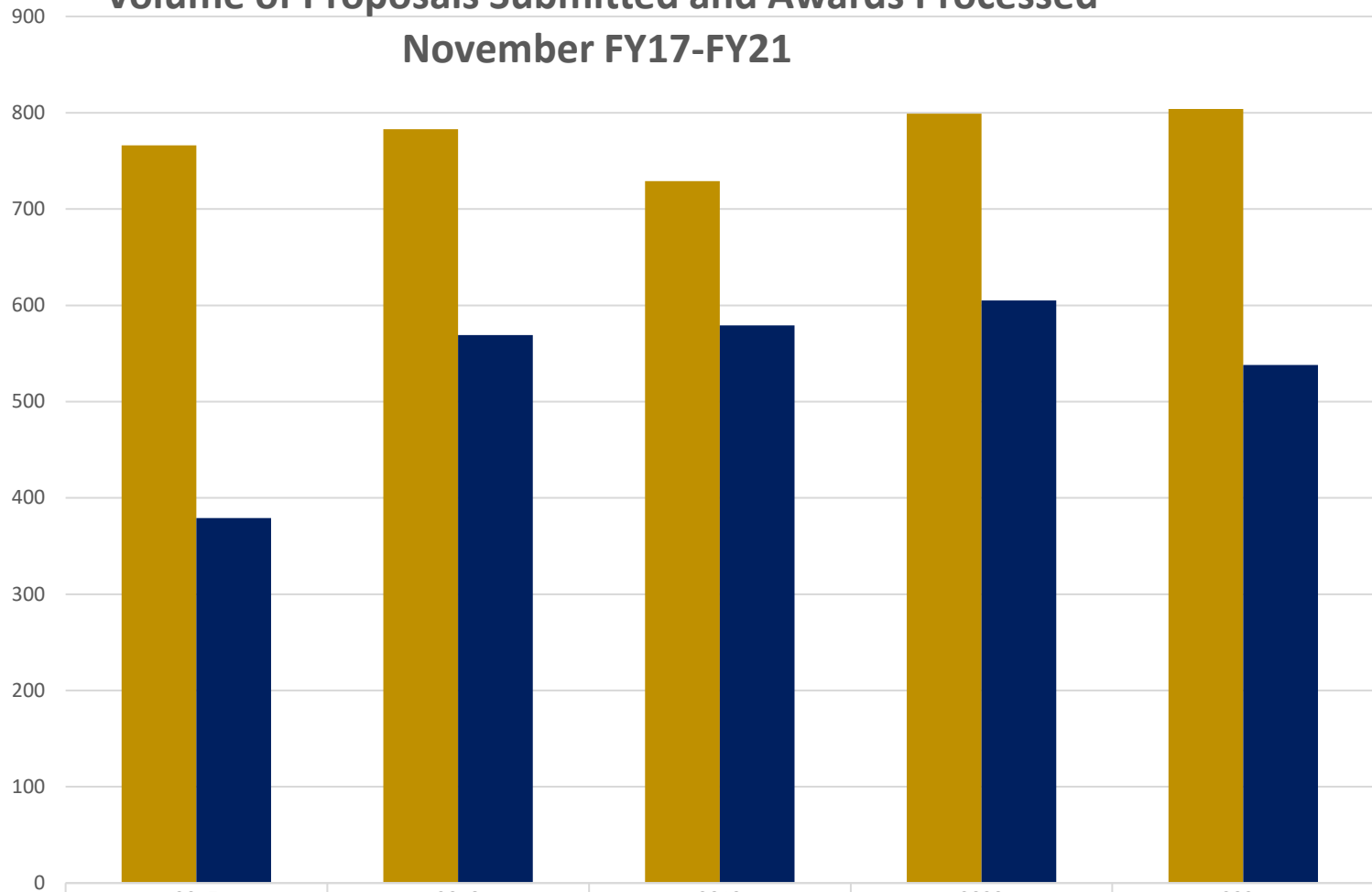


	2017	2018	2019	2020	2021
■ Direct (\$'s)	\$33,381,580	\$87,752,815	\$65,320,263	\$75,233,127	\$82,660,316
■ Indirect (\$'s)	\$9,493,627	\$21,913,932	\$22,862,387	\$23,255,429	\$28,278,551
■ Total Funding Total	\$42,875,208	\$109,666,748	\$88,182,650	\$98,488,556	\$110,938,867
■ Awards Processed	379	569	579	605	538

School of Medicine - Award Results

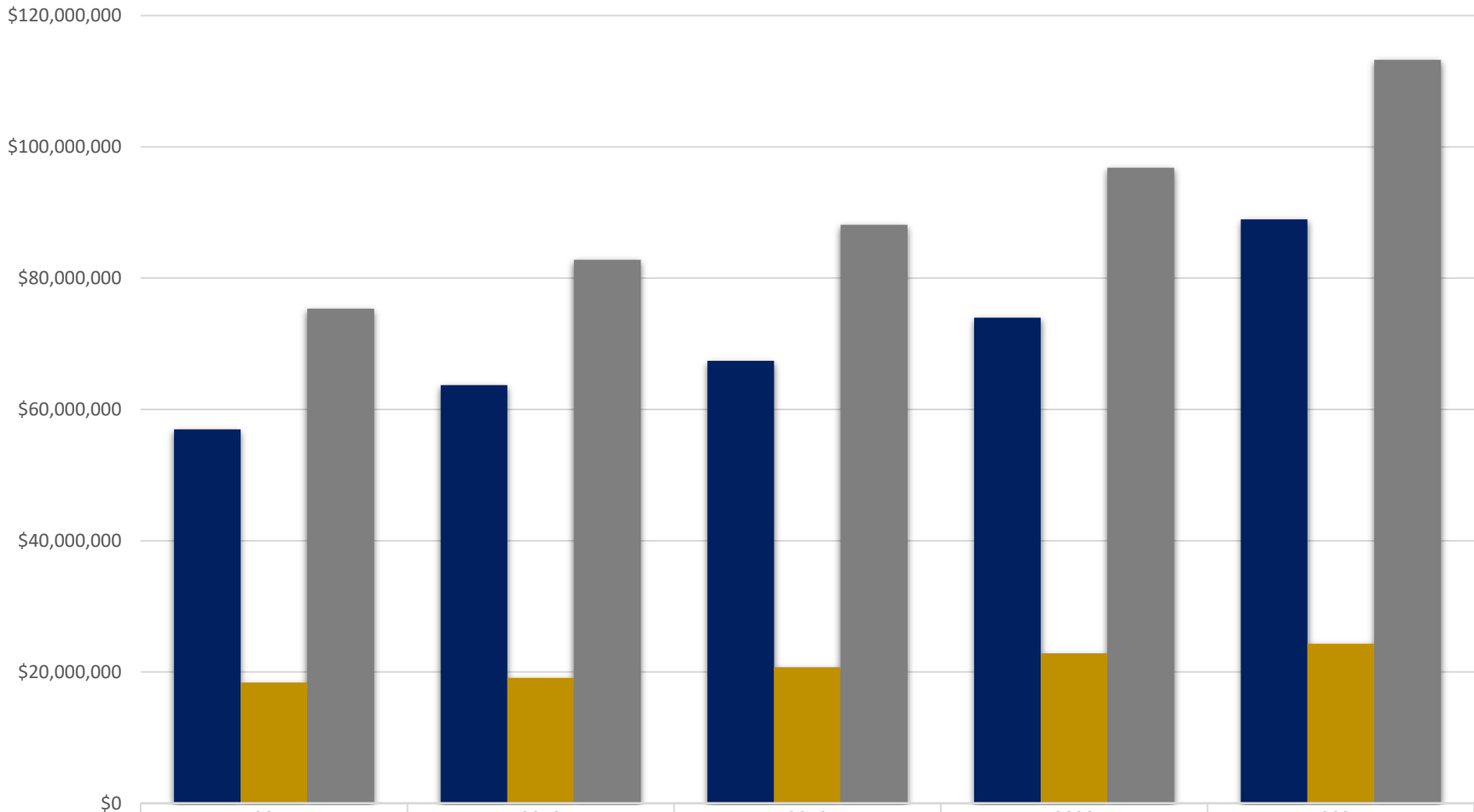
Volume of Proposals Submitted and Awards Processed

November FY17-FY21



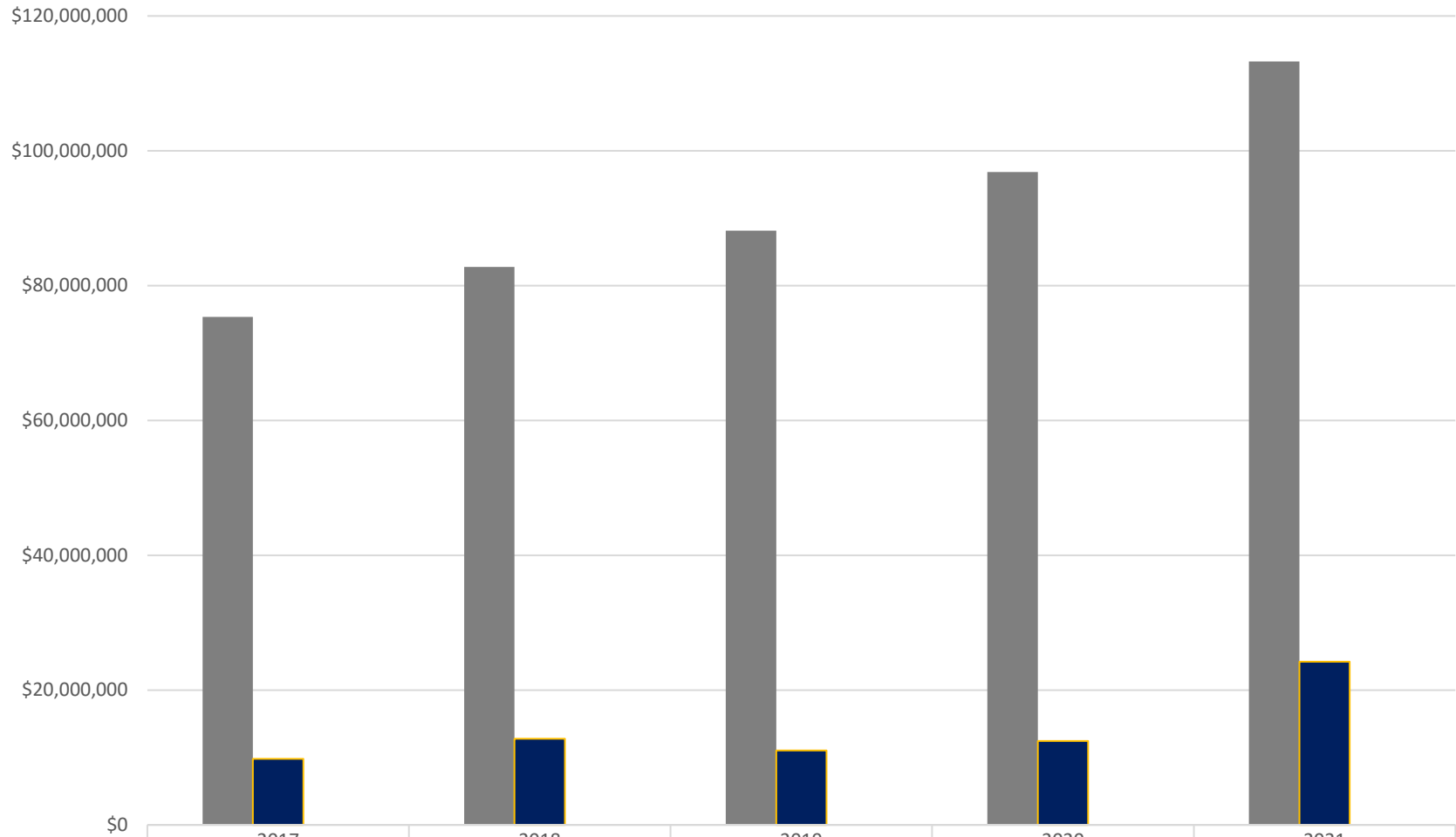
	2017	2018	2019	2020	2021
■ Proposals Processed Count	766	783	729	799	804
■ Awards Processed	379	569	579	605	538

School of Medicine- Sponsored Research Expenditures Direct, Indirect and Total November FY17-FY21



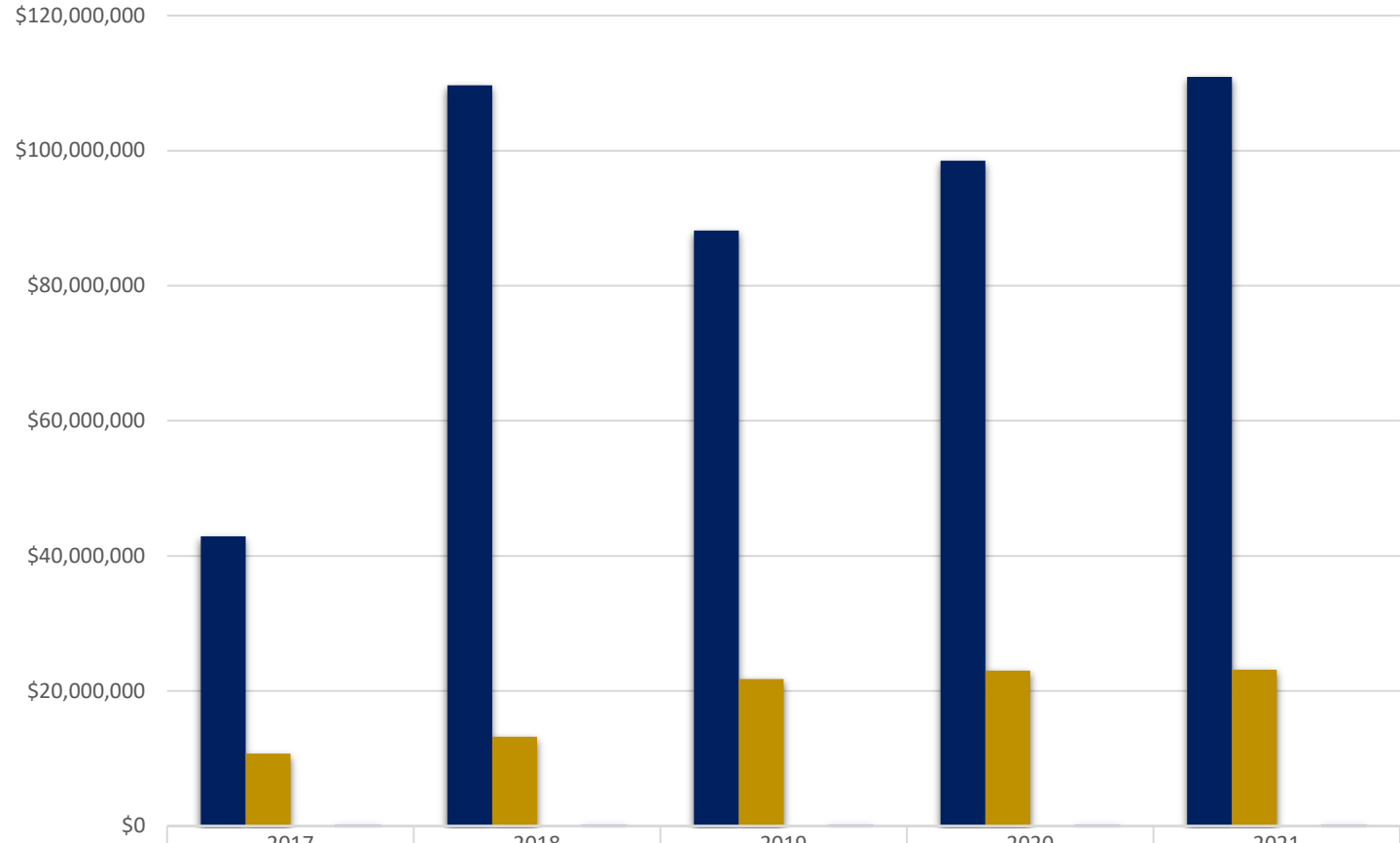
	2017	2018	2019	2020	2021
■ Direct (\$'s)	\$56,976,454	\$63,689,380	\$67,423,825	\$73,973,873	\$88,952,217
■ Indirect (\$'s)	\$18,398,207	\$19,095,364	\$20,723,974	\$22,862,932	\$24,302,836
■ Total Expenses	\$75,374,661	\$82,784,743	\$88,147,798	\$96,836,805	\$113,255,054

School of Medicine Sponsored Research Expenditures, Outgoing Sub-Awards November FY17-FY21



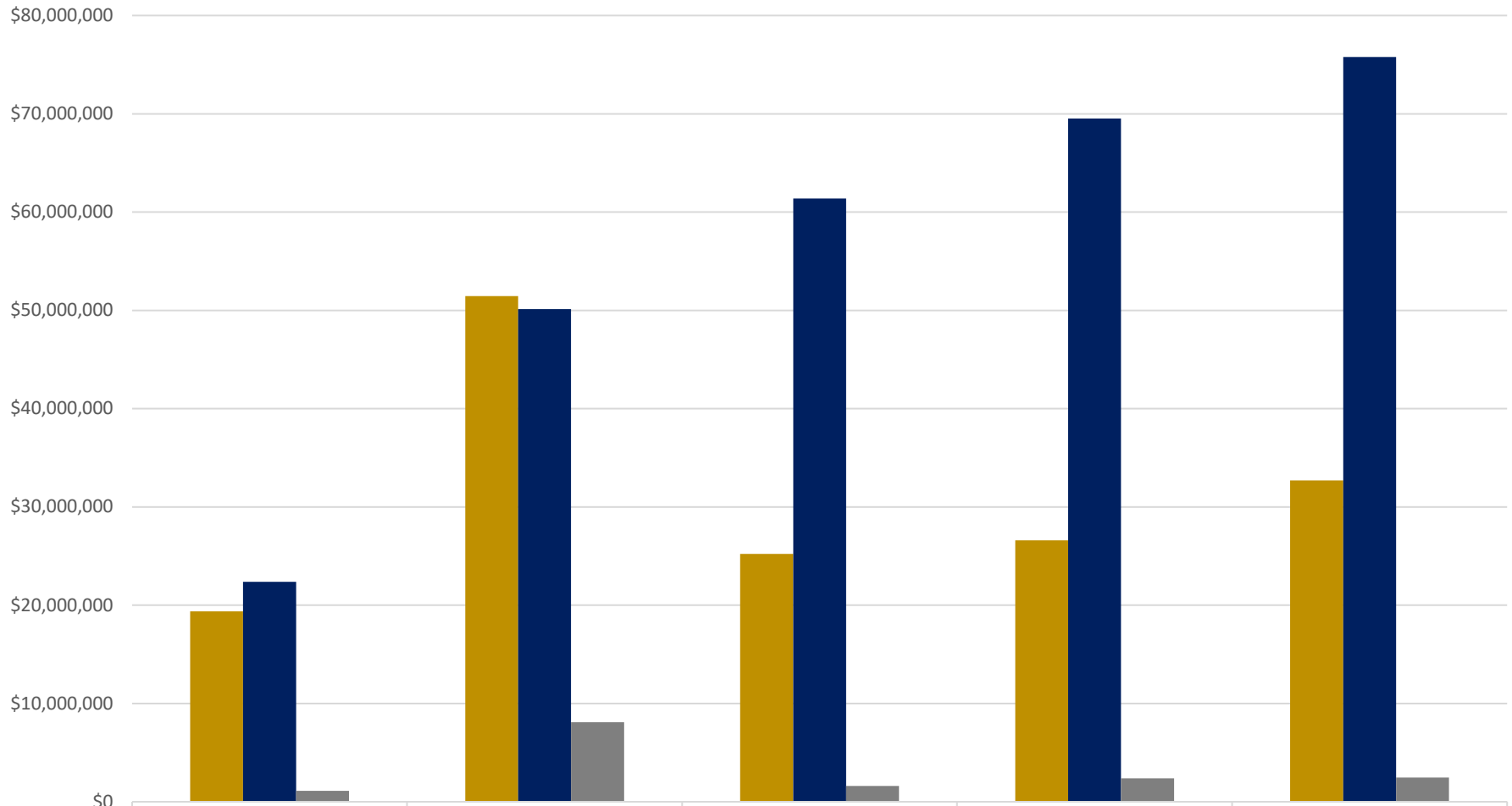
■ Total Expenses	\$75,374,661	\$82,784,743	\$88,147,798	\$96,836,805	\$113,255,054
■ Outgoing Sub-Awards	\$9,821,360	\$12,777,602	\$11,050,010	\$12,448,507	\$24,205,090
■ % of Expense Total	13.03%	15.43%	12.54%	12.86%	21.37%

School of Medicine Awards Incoming Sub-Awards Total Award Funding and Processed November FY17-FY21



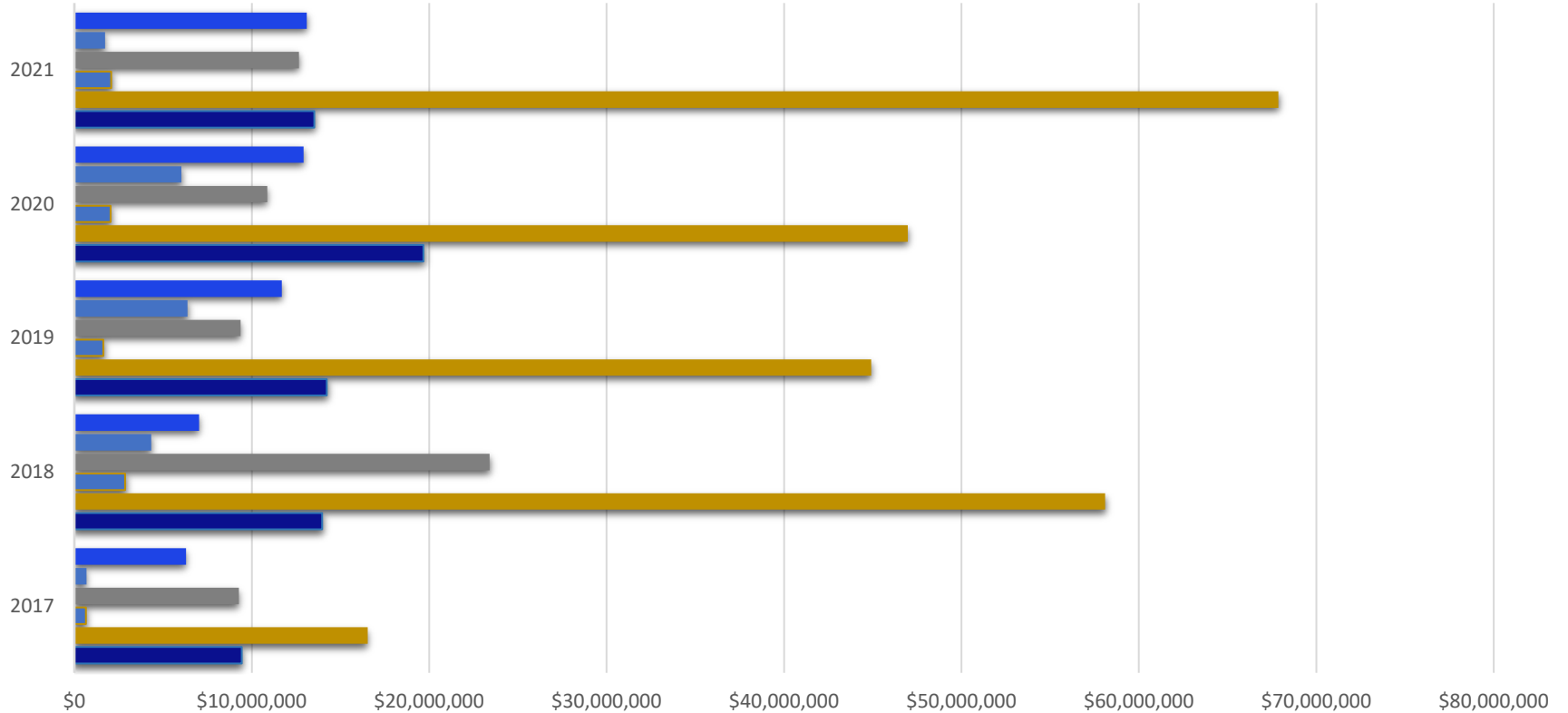
	2017	2018	2019	2020	2021
■ Total Award (Including Incoming Sub-Awards)	\$42,875,208	\$109,666,748	\$88,182,650	\$98,488,556	\$110,938,867
■ Total Incoming Sub-Awards	\$10,719,241	\$13,240,049	\$21,780,075	\$23,003,836	\$23,140,801
■ (Incoming Sub-Awards % of Total Award)	25.00%	12.07%	24.70%	23.36%	20.86%
■ Awards Processed	379	569	579	605	538

School of Medicine Award Results by Research Type November FY17-FY21



	2017	2018	2019	2020	2021
Other	\$19,371,155	\$51,459,060	\$25,210,218	\$26,596,502	\$32,692,743
Research	\$22,389,368	\$50,122,181	\$61,374,368	\$69,512,937	\$75,783,292
Training	\$1,114,684	\$8,085,507	\$1,598,064	\$2,379,117	\$2,462,832

School of Medicine Award Results by Sponsored Type November FY17-FY21



	2017	2018	2019	2020	2021
University	\$6,297,279	\$7,031,918	\$11,683,894	\$12,918,698	\$13,092,264
State	\$680,881	\$4,322,631	\$6,375,189	\$6,027,761	\$1,734,603
Private	\$9,268,182	\$23,396,232	\$9,362,515	\$10,869,398	\$12,657,092
Foreign	\$650,358	\$2,854,401	\$1,630,363	\$2,037,703	\$2,074,281
Federal	\$16,540,484	\$58,097,567	\$44,903,943	\$46,964,615	\$67,859,788
Corporate	\$9,438,023	\$13,963,999	\$14,226,747	\$19,670,381	\$13,520,840