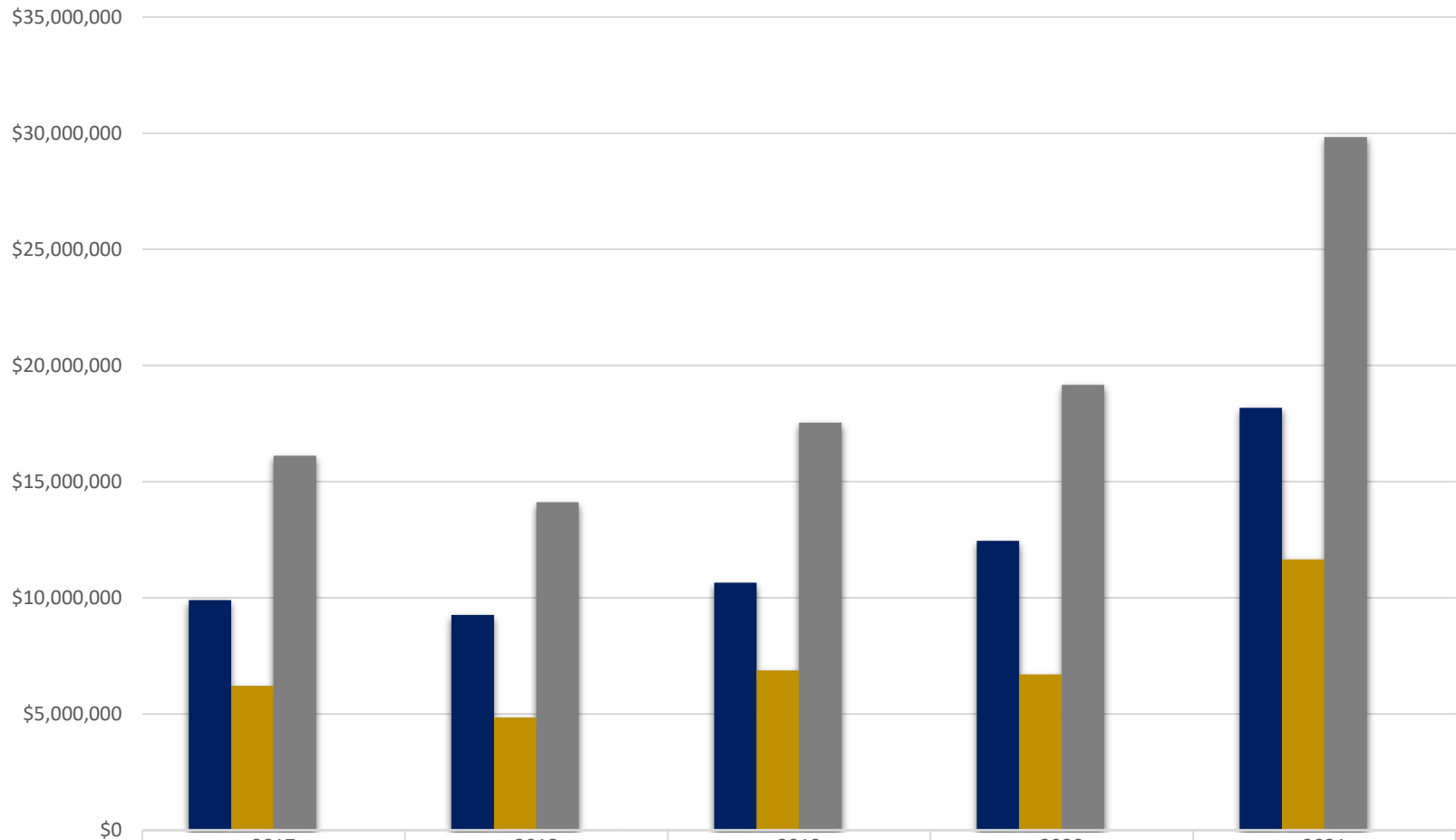


## Yerkes Primate Center Proposals Submitted -Direct, Indirect and Total (\$'s) Processed November FY17-FY21

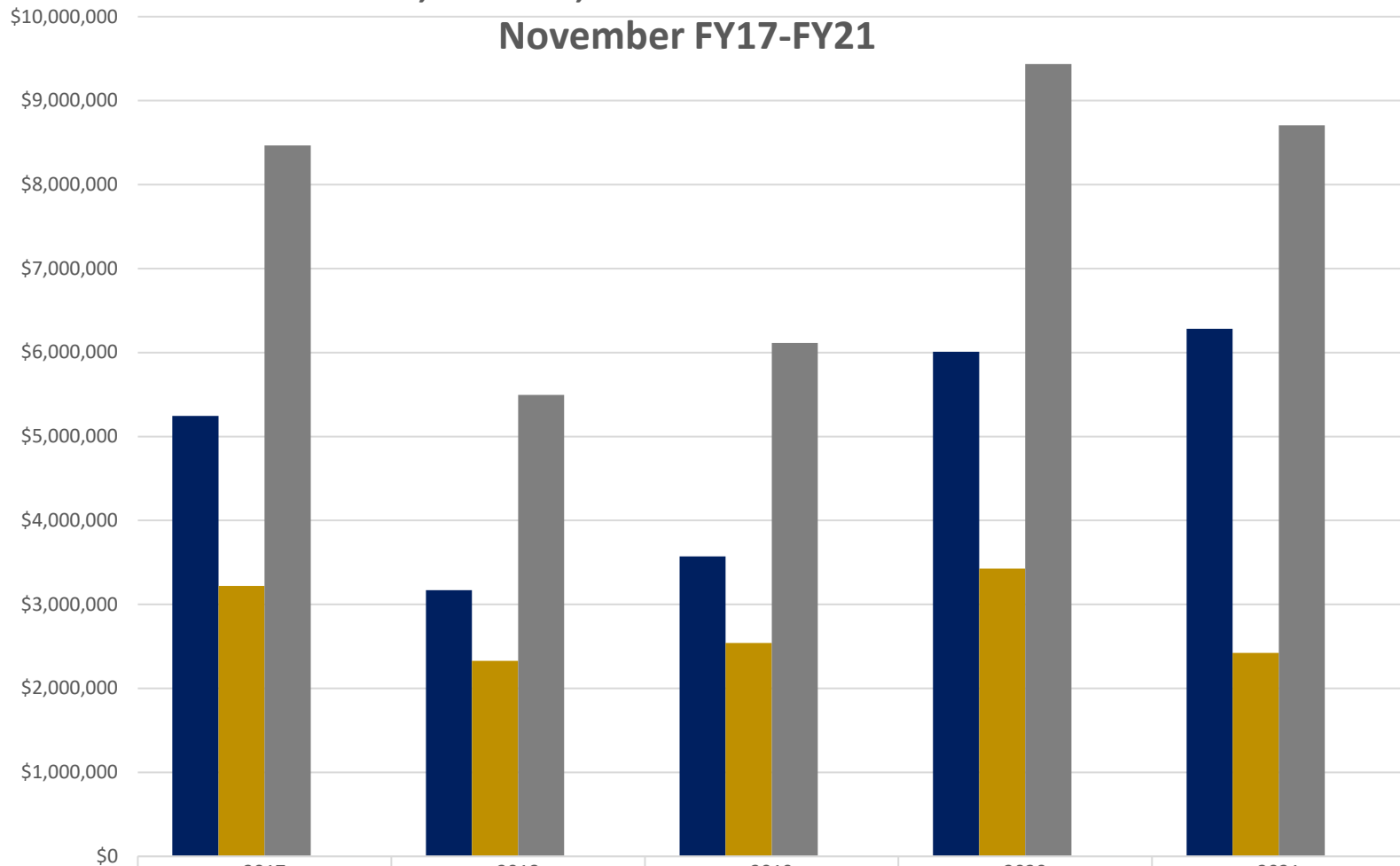


|                             | 2017         | 2018         | 2019         | 2020         | 2021         |
|-----------------------------|--------------|--------------|--------------|--------------|--------------|
| ■ Direct Budget Amount      | \$9,903,398  | \$9,269,029  | \$10,657,980 | \$12,459,007 | \$18,177,945 |
| ■ Indirect Budget Amount    | \$6,215,289  | \$4,846,058  | \$6,879,831  | \$6,705,462  | \$11,648,809 |
| ■ Total Proposal            | \$16,118,687 | \$14,115,087 | \$17,537,811 | \$19,164,469 | \$29,826,754 |
| ■ Proposals Processed Count | 40           | 27           | 40           | 36           | 43           |

## Yerkes Primate Center - Award Results

### Direct, Indirect, Total and Award Processed

#### November FY17-FY21

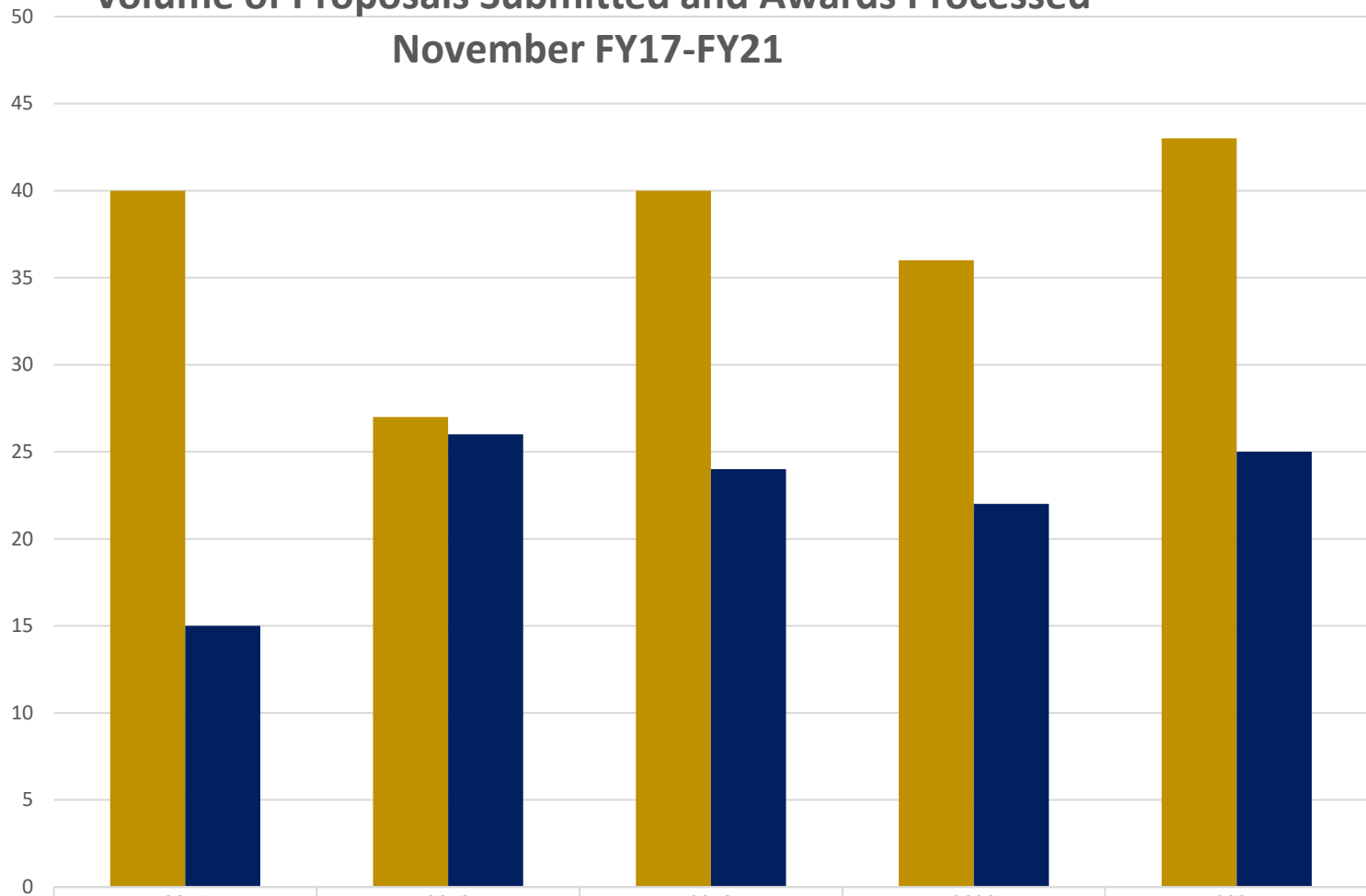


|                       | 2017        | 2018        | 2019        | 2020        | 2021        |
|-----------------------|-------------|-------------|-------------|-------------|-------------|
| ■ Direct (\$'s)       | \$5,245,135 | \$3,168,605 | \$3,572,488 | \$6,010,525 | \$6,282,850 |
| ■ Indirect (\$'s)     | \$3,220,271 | \$2,327,633 | \$2,541,958 | \$3,427,489 | \$2,422,848 |
| ■ Total Funding Total | \$8,465,406 | \$5,496,238 | \$6,114,447 | \$9,438,014 | \$8,705,698 |
| ■ Awards Processed    | 15          | 26          | 24          | 22          | 25          |

## Yerkes Primate Center - Award Results

### Volume of Proposals Submitted and Awards Processed

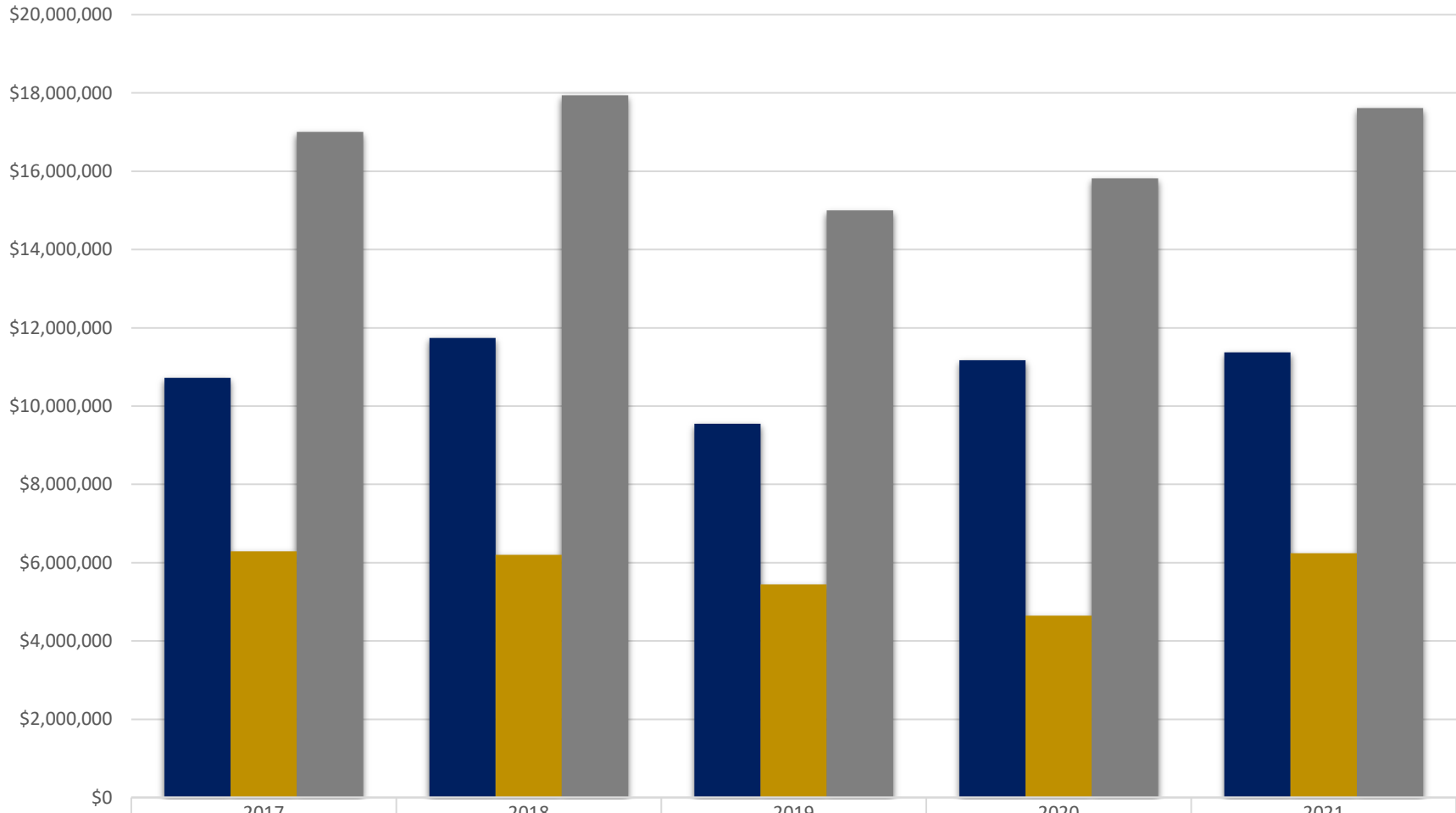
#### November FY17-FY21



■ Proposals Processed Count  
■ Awards Processed

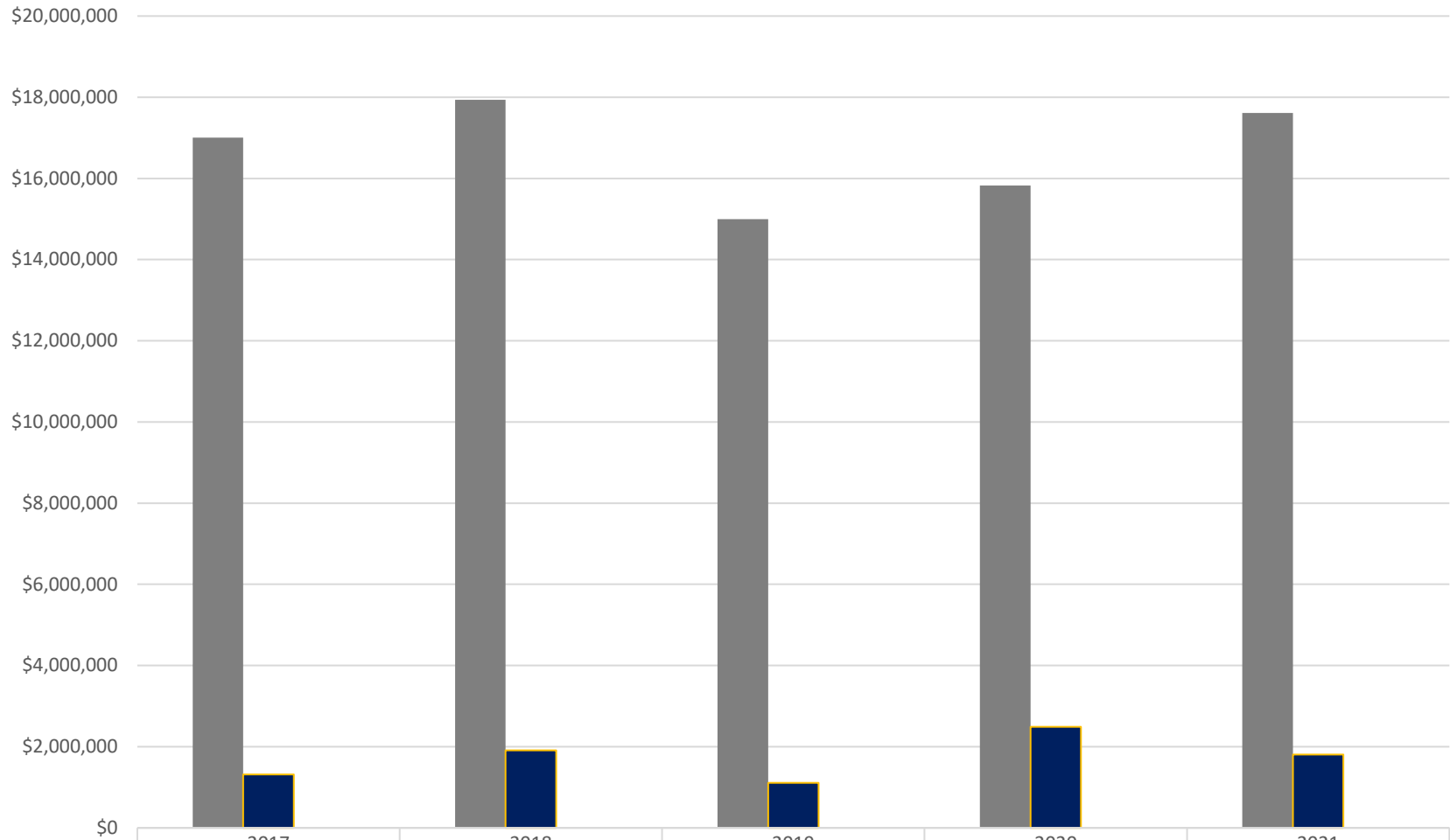
|                           | 2017 | 2018 | 2019 | 2020 | 2021 |
|---------------------------|------|------|------|------|------|
| Proposals Processed Count | 40   | 27   | 40   | 36   | 43   |
| Awards Processed          | 15   | 26   | 24   | 22   | 25   |

## Yerkes Primate Center - Sponsored Research Expenditures Direct, Indirect and Total November FY17-FY21



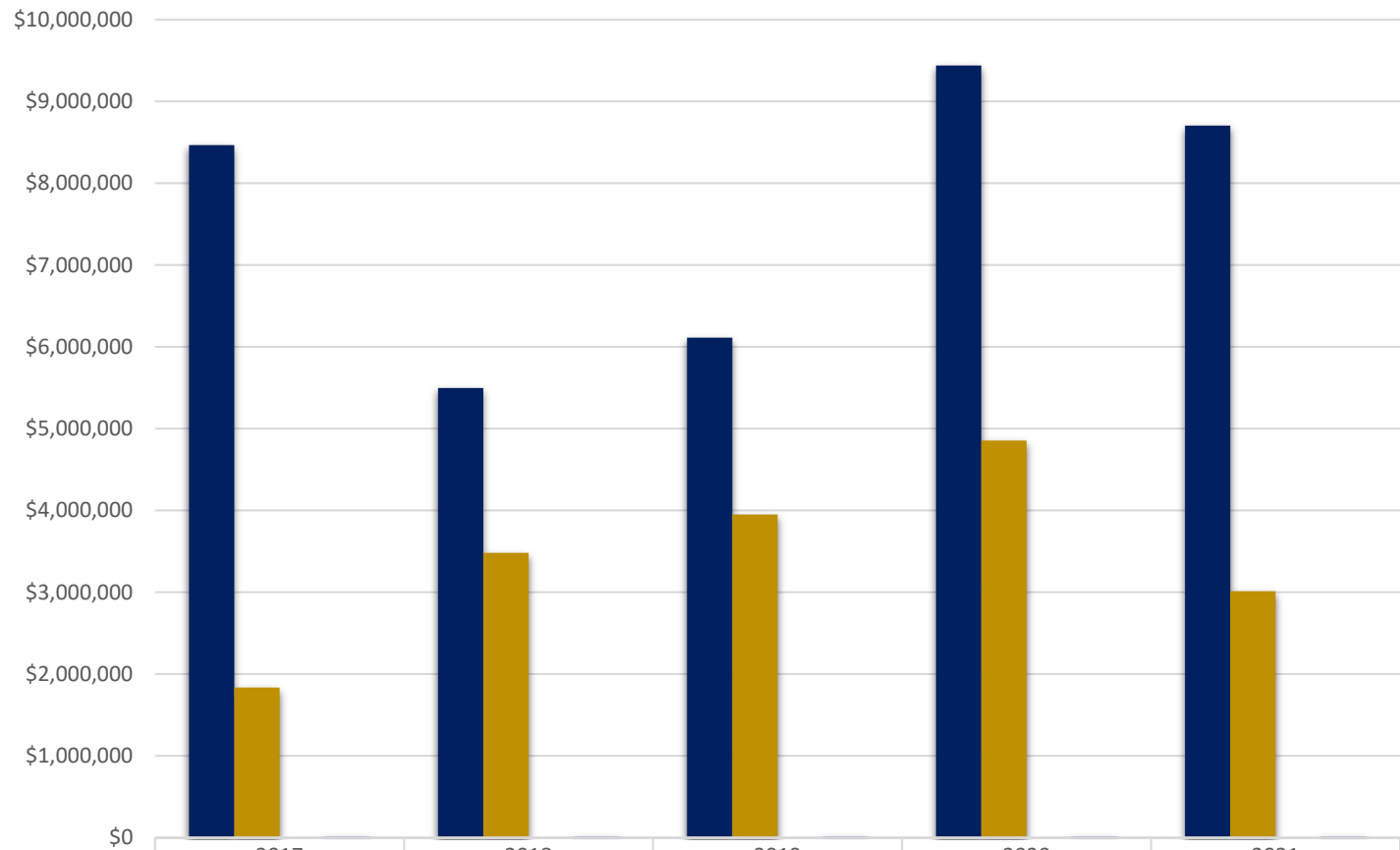
|                   |              |              |              |              |              |
|-------------------|--------------|--------------|--------------|--------------|--------------|
| ■ Direct (\$'s)   | \$10,718,786 | \$11,738,197 | \$9,552,258  | \$11,171,420 | \$11,371,930 |
| ■ Indirect (\$'s) | \$6,288,073  | \$6,200,766  | \$5,447,471  | \$4,649,732  | \$6,240,825  |
| ■ Total Expenses  | \$17,006,859 | \$17,938,963 | \$14,999,729 | \$15,821,152 | \$17,612,755 |

## Yerkes Primate Center Sponsored Research Expenditures, Outgoing Sub-Awards November FY17-FY21



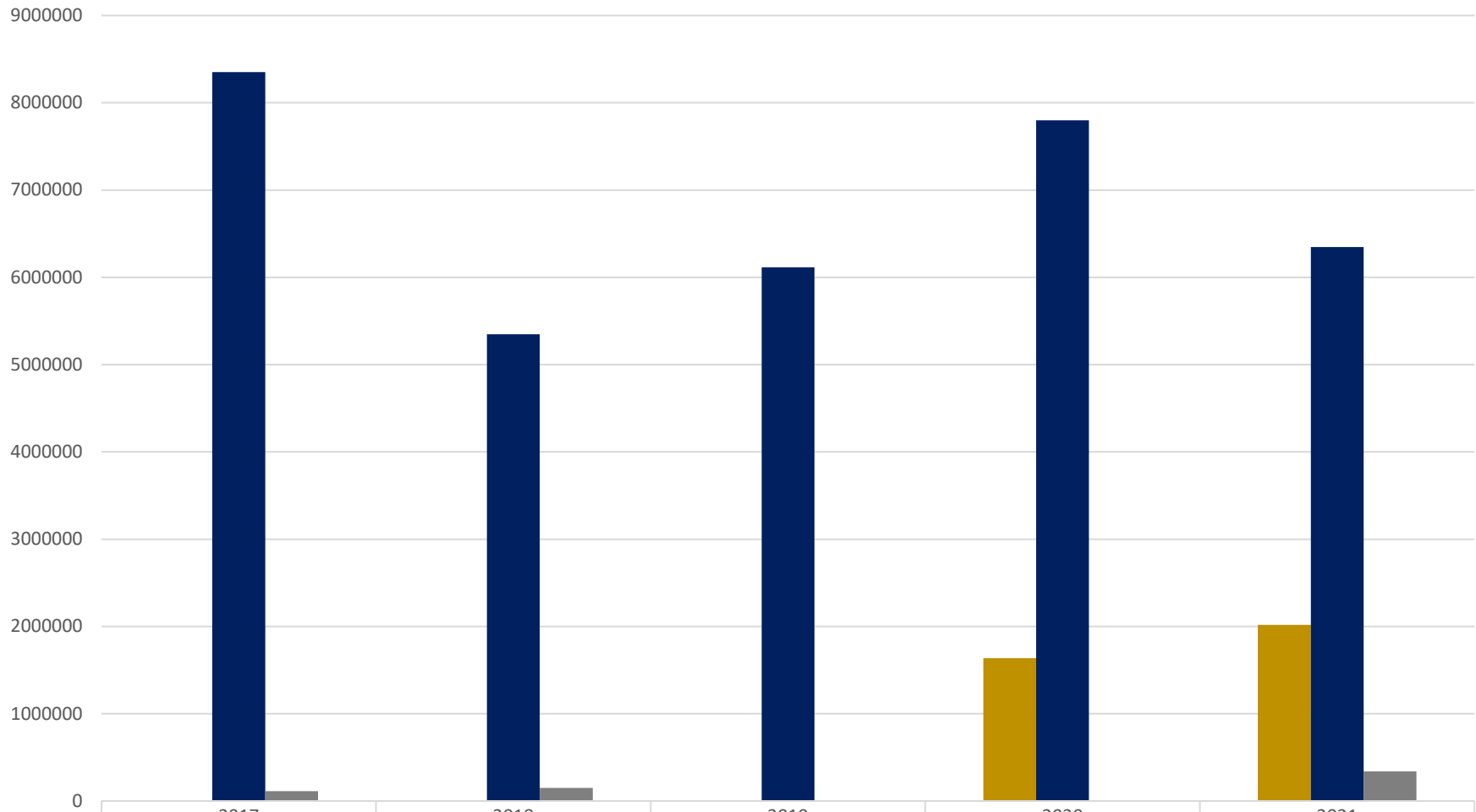
|                       |              |              |              |              |              |
|-----------------------|--------------|--------------|--------------|--------------|--------------|
| ■ Total Expenses      | \$17,006,859 | \$17,938,963 | \$14,999,729 | \$15,821,152 | \$17,612,755 |
| ■ Outgoing Sub-Awards | \$1,317,253  | \$1,911,034  | \$1,109,264  | \$2,490,340  | \$1,805,745  |
| ■ % of Expense Total  | 7.75%        | 10.65%       | 7.40%        | 15.74%       | 10.25%       |

## Yerkes Primate Center Awards Incoming Sub-Awards Total Award Funding and Processed November FY17-FY21



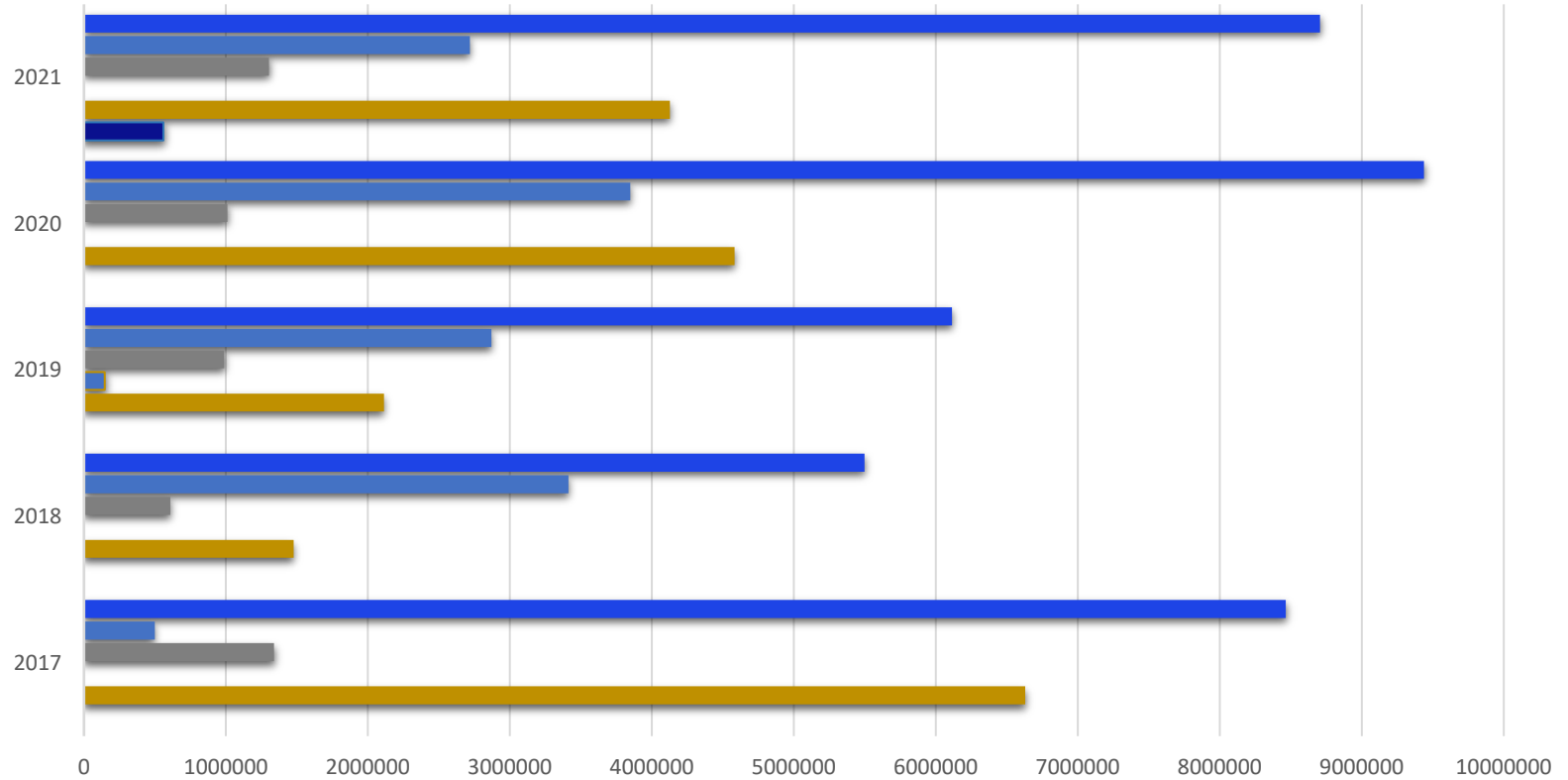
|   | 2017        | 2020        | 2021        |
|---|-------------|-------------|-------------|
| ■ Total Award (Including Incoming Sub-Awards) | \$8,465,406 | \$9,438,014 | \$8,705,698 |
| ■ Total Incoming Sub-Awards                   | \$1,835,529 | \$4,856,024 | \$3,011,506 |
| ■ (Incoming Sub-Awards % of Total Award       | 21.68%      | 51.45%      | 34.59%      |
| ■ Awards Processed                            | 15          | 22          | 25          |

## Yerkes Primate Center Award Results by Research Type November FY17-FY21



|          |             |             |             |             |             |
|----------|-------------|-------------|-------------|-------------|-------------|
| Other    |             |             |             | \$1,637,319 | \$2,018,800 |
| Research | \$8,351,209 | \$5,346,238 | \$6,114,447 | \$7,800,695 | \$6,346,057 |
| Training | \$114,197   | \$150,000   |             |             | \$340,841   |

## Yerkes Primate Center Award Results by Sponsored Type November FY17-FY21



|                             | 2017        | 2018        | 2019        | 2020        | 2021        |
|-----------------------------|-------------|-------------|-------------|-------------|-------------|
| ■ Total Funding Total Total | \$8,465,406 | \$5,496,238 | \$6,114,447 | \$9,438,014 | \$8,705,698 |
| ■ University                | \$498,368   | \$3,412,911 | \$2,868,932 | \$3,846,463 | \$2,718,756 |
| ■ Private                   | \$1,337,161 | \$607,784   | \$987,321   | \$1,009,561 | \$1,301,945 |
| ■ Foreign                   |             |             | \$145,656   |             |             |
| ■ Federal                   | \$6,629,877 | \$1,475,543 | \$2,112,538 | \$4,581,990 | \$4,126,989 |
| ■ Corporate                 |             | \$0         |             |             | \$558,008   |