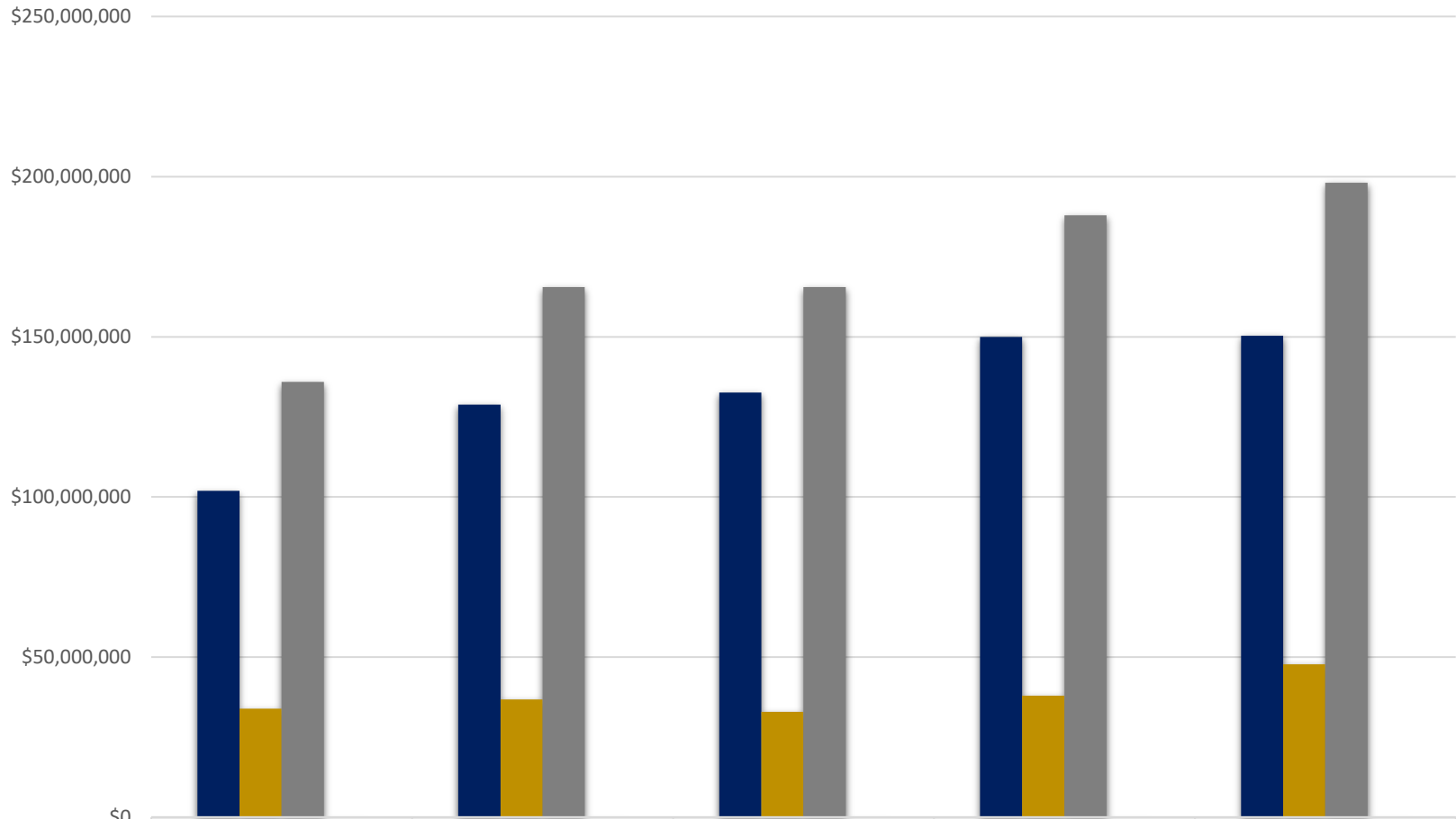


School of Public Health Proposals Submitted -Direct, Indirect and Total (\$'s) Processed August FY16-FY20

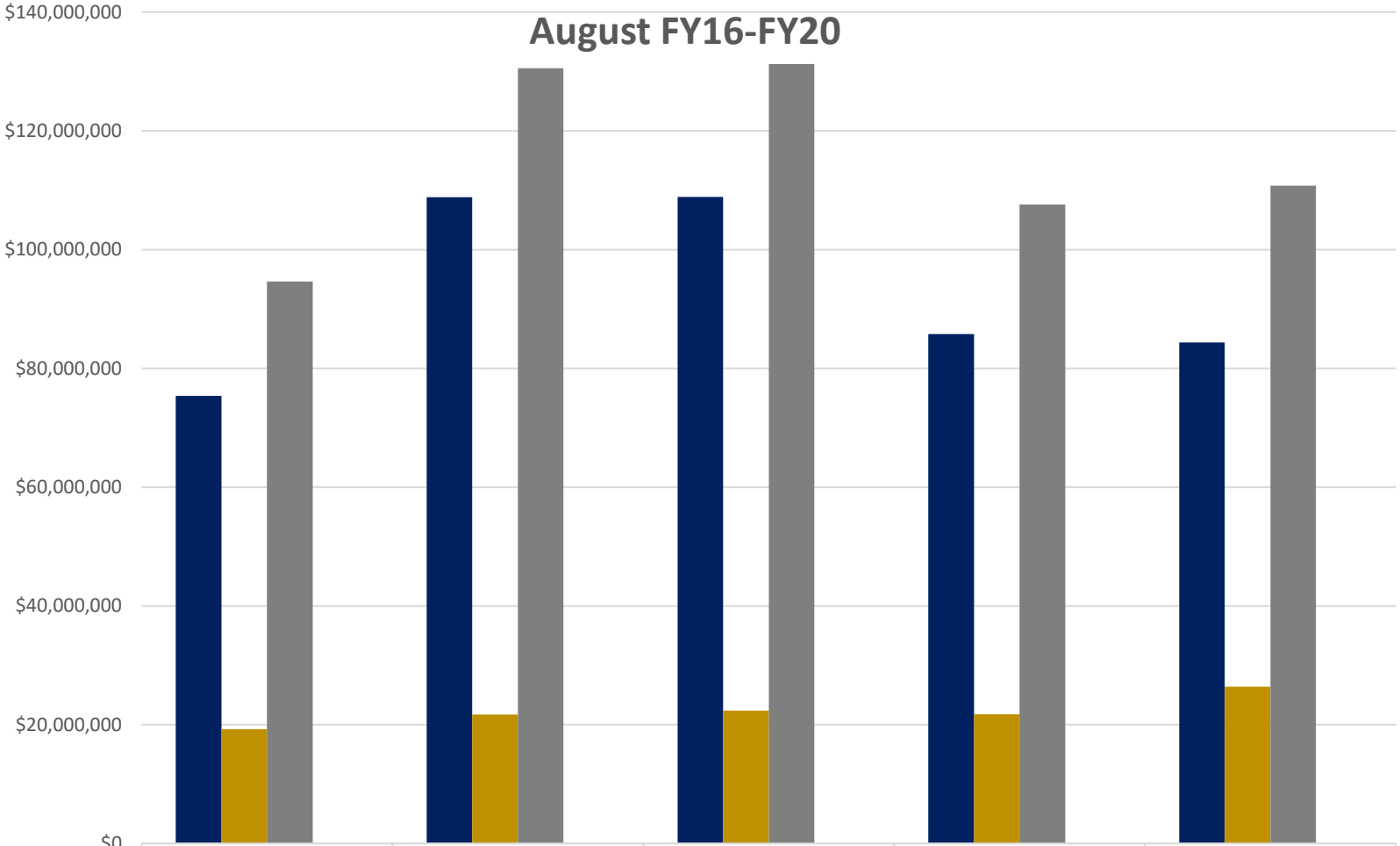


	2016	2017	2018	2019	2020
■ Direct Budget Amount	\$101,966,397	\$128,803,262	\$132,564,009	\$149,968,473	\$150,353,851
■ Indirect Budget Amount	\$33,956,460	\$36,769,579	\$32,930,568	\$37,992,193	\$47,771,308
■ Total Proposal	\$135,922,857	\$165,572,841	\$165,494,577	\$187,960,666	\$198,125,159
■ Proposals Processed Count	549	575	593	579	646

School of Public Health - Award Results

Direct, Indirect, Total and Award Processed

August FY16-FY20

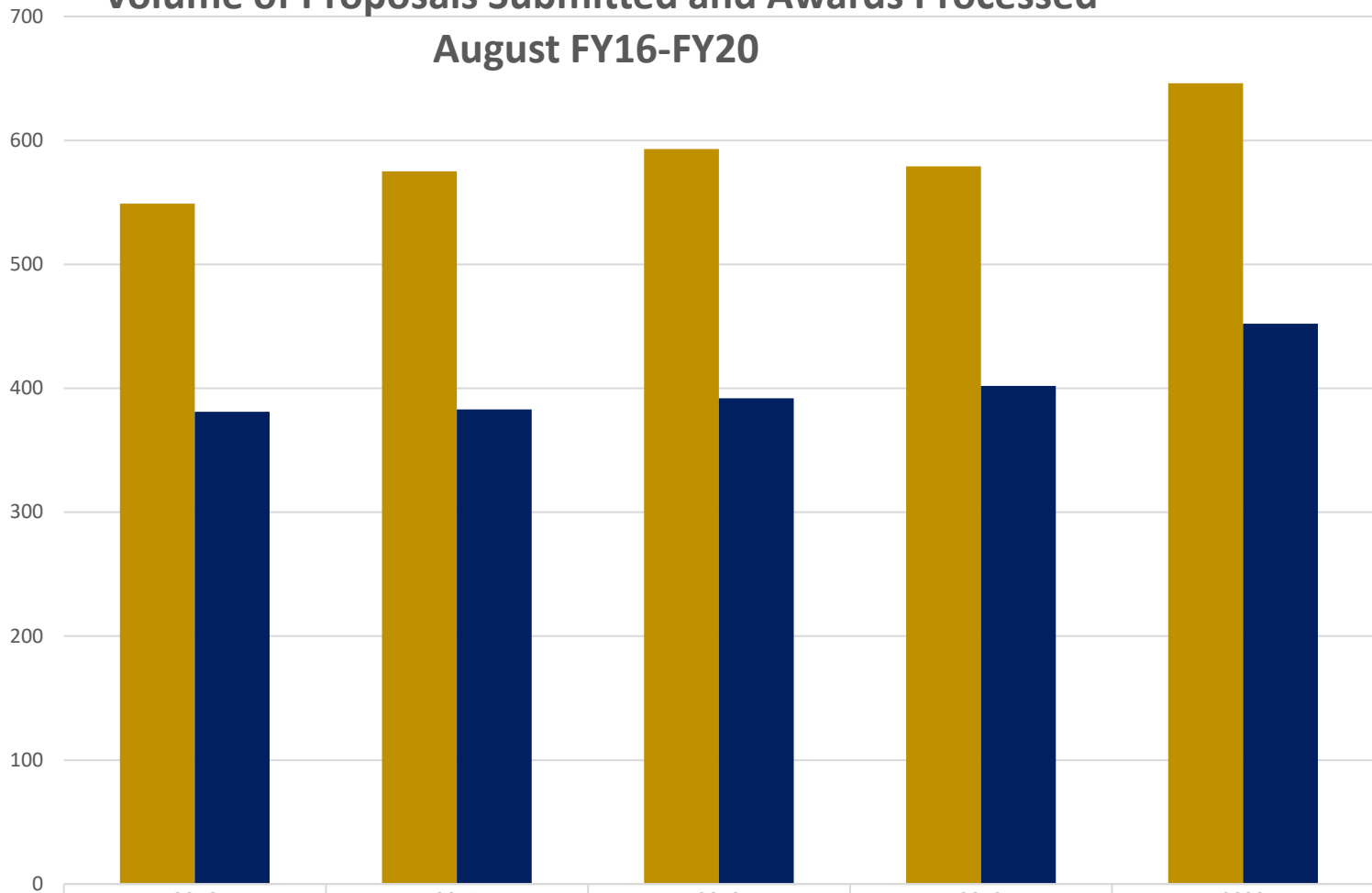


	2016	2017	2018	2019	2020
■ Direct (\$'s)	\$75,351,614	\$108,806,493	\$108,879,373	\$85,803,282	\$84,371,578
■ Indirect (\$'s)	\$19,272,917	\$21,728,010	\$22,386,122	\$21,773,982	\$26,394,410
■ Total Funding Total	\$94,624,531	\$130,534,504	\$131,265,495	\$107,577,265	\$110,765,988
■ Awards Processed	381	383	392	402	452

School of Public Health - Award Results

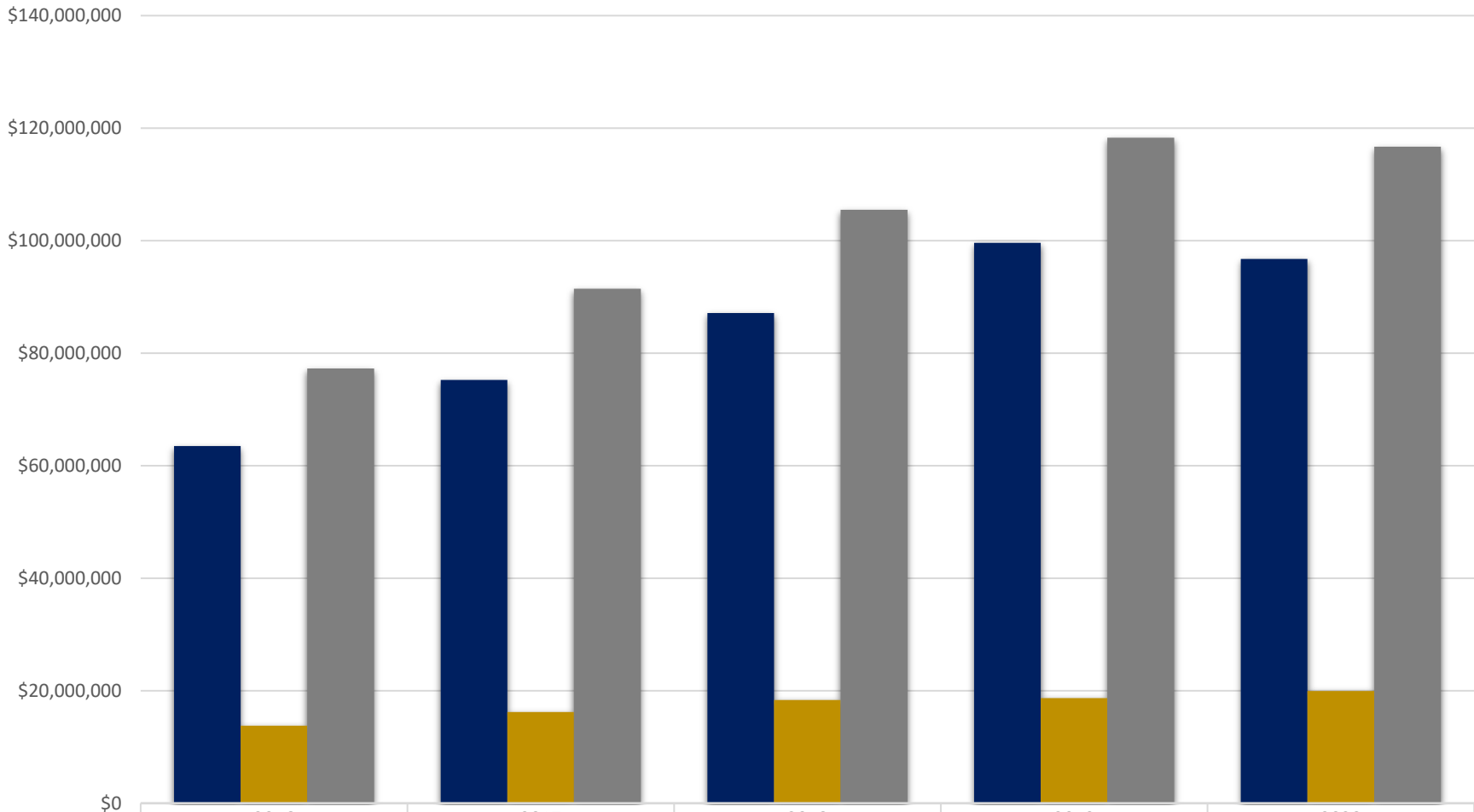
Volume of Proposals Submitted and Awards Processed

August FY16-FY20



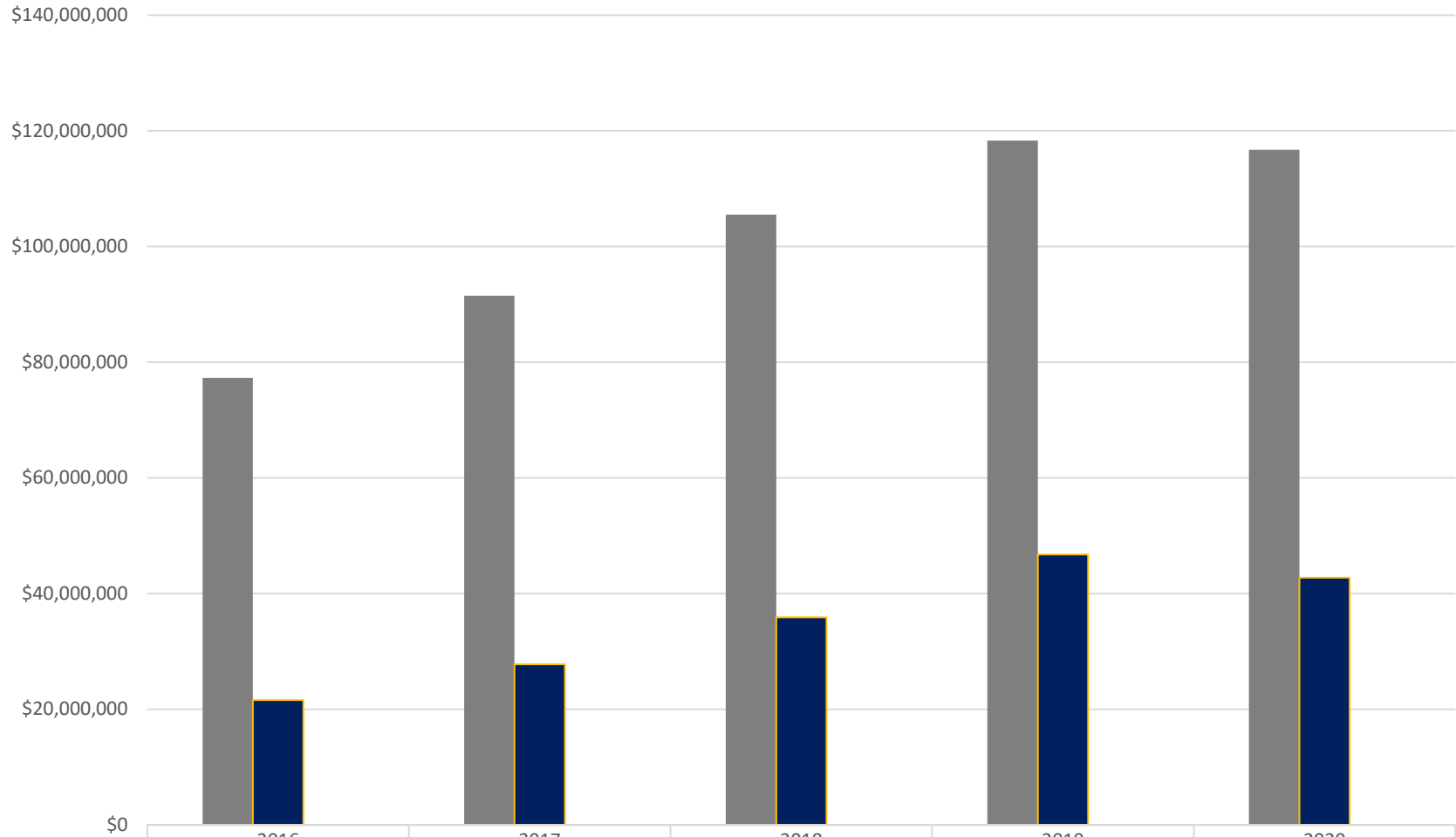
	2016	2017	2018	2019	2020
■ Proposals Processed Count	549	575	593	579	646
■ Awards Processed	381	383	392	402	452

School of Public Health - Sponsored Research Expenditures Direct, Indirect and Total August FY16-FY20



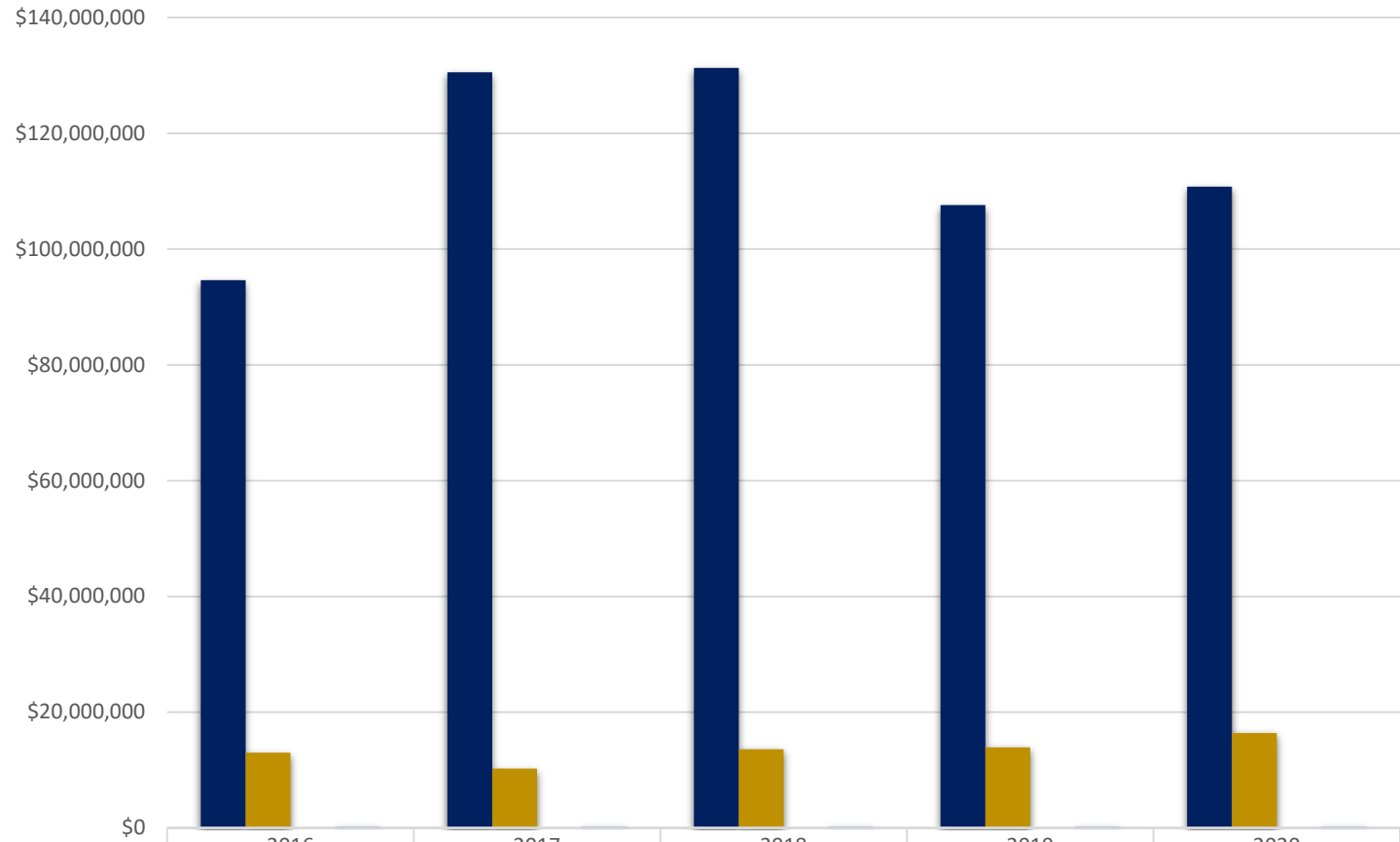
	2016	2017	2018	2019	2020
■ Direct (\$'s)	\$63,493,704	\$75,245,337	\$87,144,410	\$99,607,011	\$96,728,091
■ Indirect (\$'s)	\$13,788,525	\$16,229,904	\$18,354,785	\$18,691,655	\$19,963,650
■ Total Expenses	\$77,282,229	\$91,475,241	\$105,499,194	\$118,298,666	\$116,691,741

School of Public Health Sponsored Research Expenditures, Outgoing Sub-Awards August FY16-FY20



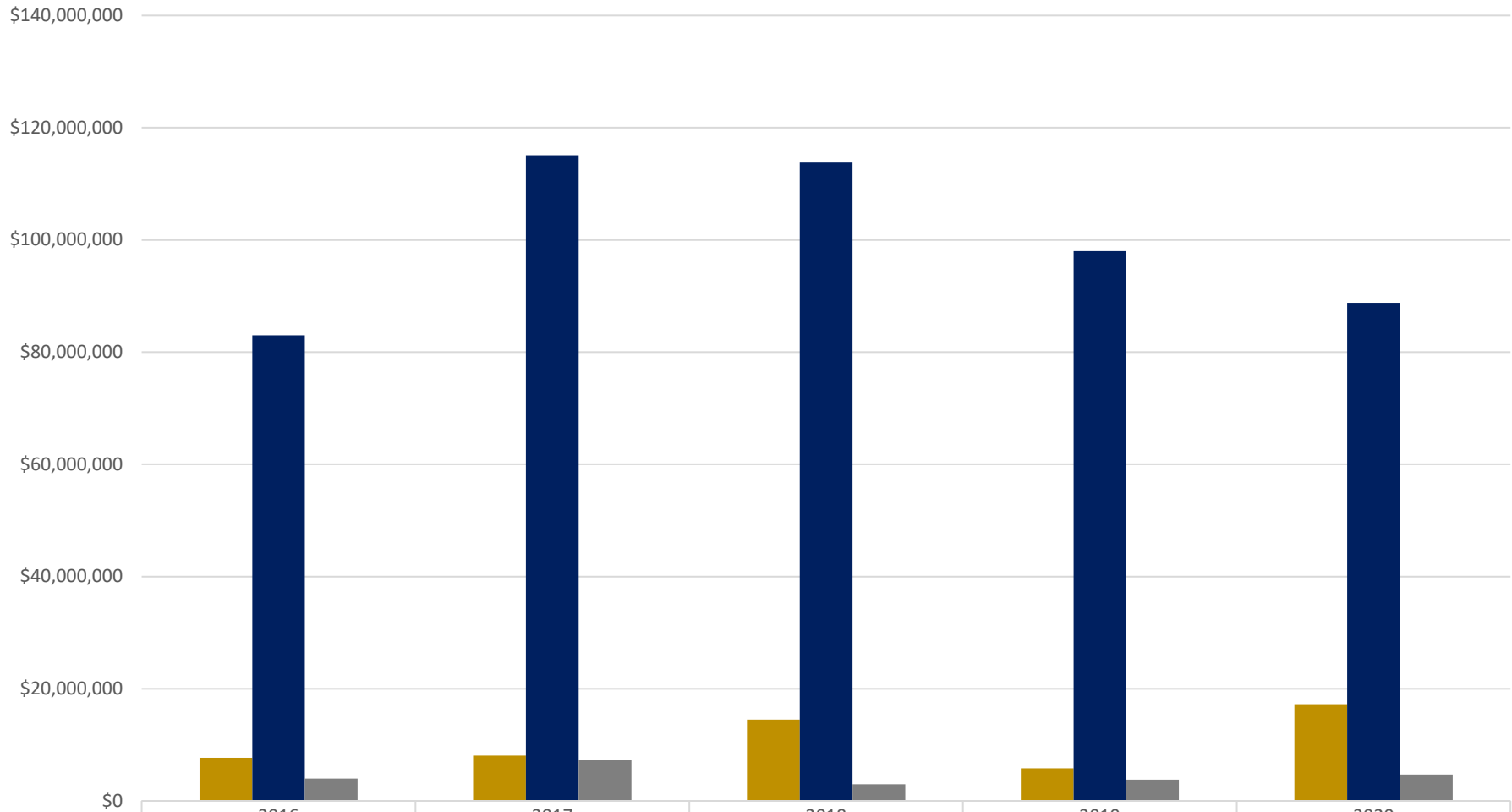
■ Total Expenses	\$77,282,229	\$91,475,241	\$105,499,194	\$118,298,666	\$116,691,741
■ Outgoing Sub-Awards	\$21,585,780	\$27,763,939	\$35,881,423	\$46,766,087	\$42,768,628
■ % of Expense Total	27.93%	30.35%	34.01%	39.53%	36.65%

School of Public Health Awards Incoming Sub-Awards Total Award Funding and Processed August FY16-FY20



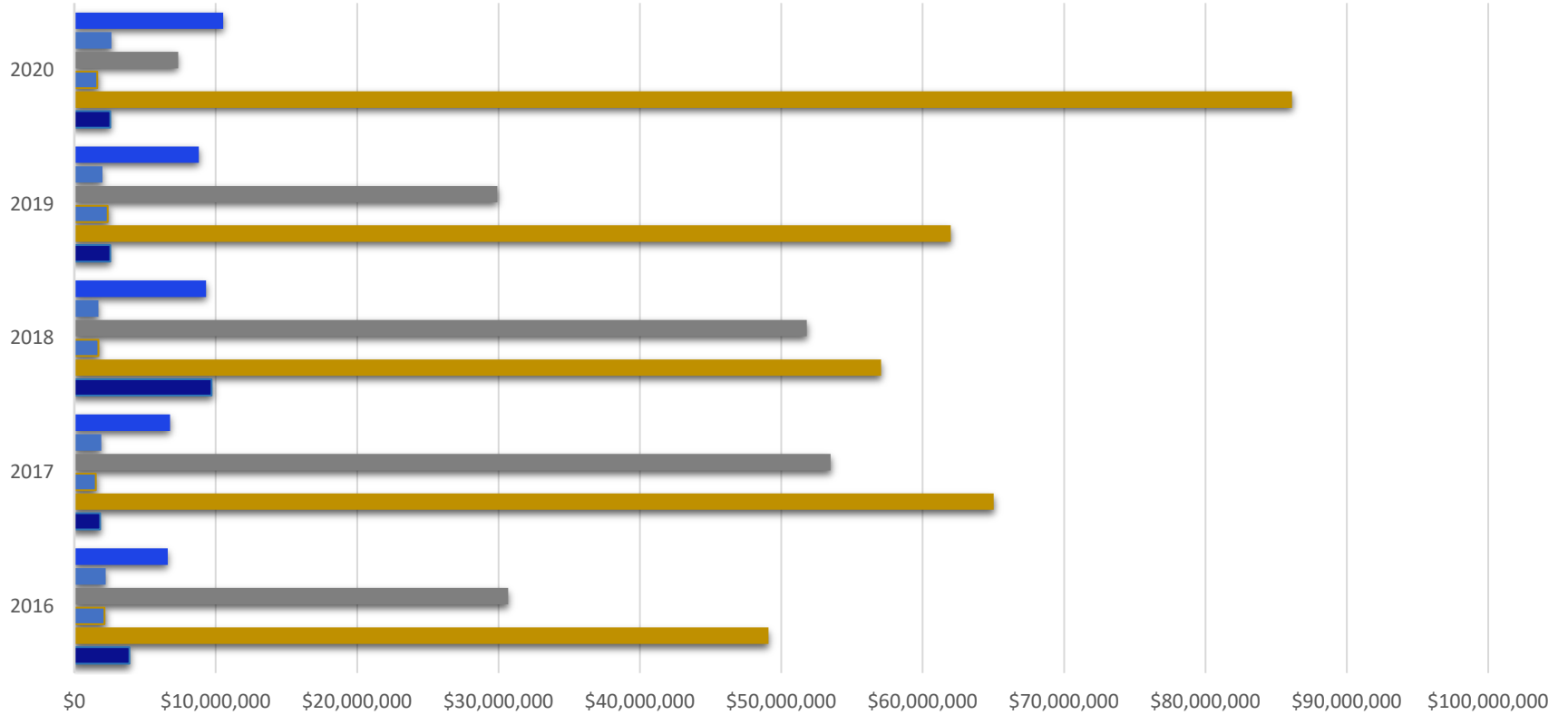
	2016	2017	2018	2019	2020
■ Total Award (Including Incoming Sub-Awards)	\$94,624,531	\$130,534,504	\$131,265,495	\$107,577,265	\$110,765,988
■ Total Incoming Sub-Awards	\$13,019,112	\$10,282,243	\$13,605,321	\$13,900,552	\$16,392,846
■ (Incoming Sub-Awards % of Total Award	13.76%	7.88%	10.36%	12.92%	14.80%
■ Awards Processed	381	383	392	402	452

School of Public Health Award Results by Research Type August FY16-FY20



	2016	2017	2018	2019	2020
Other	\$7,680,242	\$8,087,190	\$14,517,457	\$5,799,954	\$17,239,196
Research	\$82,981,386	\$115,085,251	\$113,780,599	\$97,990,173	\$88,807,717
Training	\$3,962,903	\$7,362,063	\$2,967,439	\$3,787,138	\$4,719,075

School of Public Health Award Results by Sponsored Type August FY16-FY20



	2016	2017	2018	2019	2020
■ University	\$6,610,712	\$6,778,248	\$9,308,416	\$8,804,052	\$10,518,540
■ State	\$2,218,336	\$1,910,924	\$1,702,377	\$1,981,797	\$2,625,817
■ Private	\$30,681,402	\$53,479,611	\$51,806,068	\$29,929,097	\$7,342,781
■ Foreign	\$2,119,216	\$1,517,453	\$1,691,720	\$2,346,873	\$1,619,497
■ Federal	\$49,096,081	\$65,026,997	\$57,060,916	\$61,980,916	\$86,118,666
■ Corporate	\$3,898,784	\$1,821,272	\$9,695,997	\$2,534,529	\$2,540,689