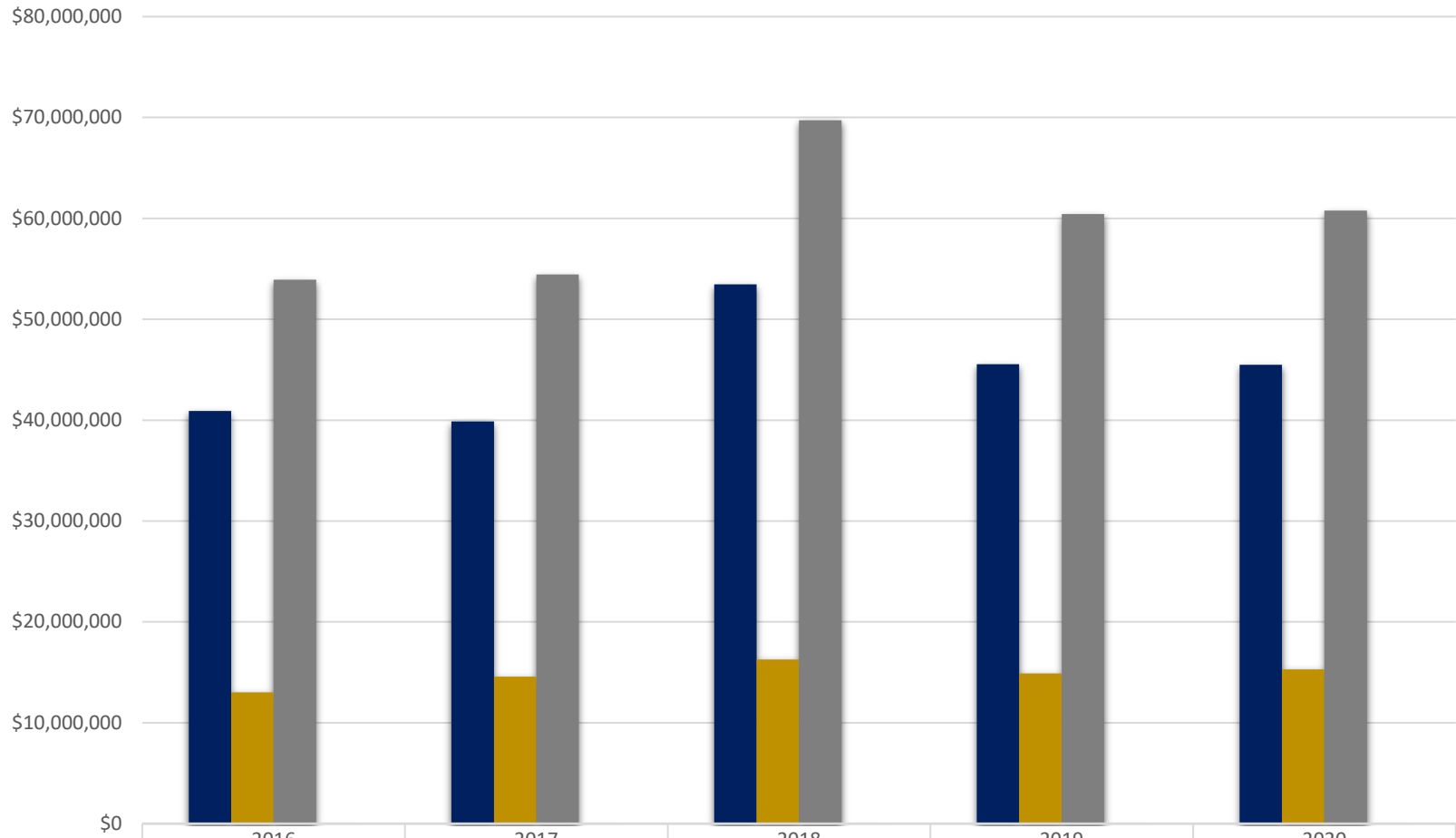


Emory College Proposals Submitted -Direct, Indirect and Total (\$'s) Processed August FY16-FY20

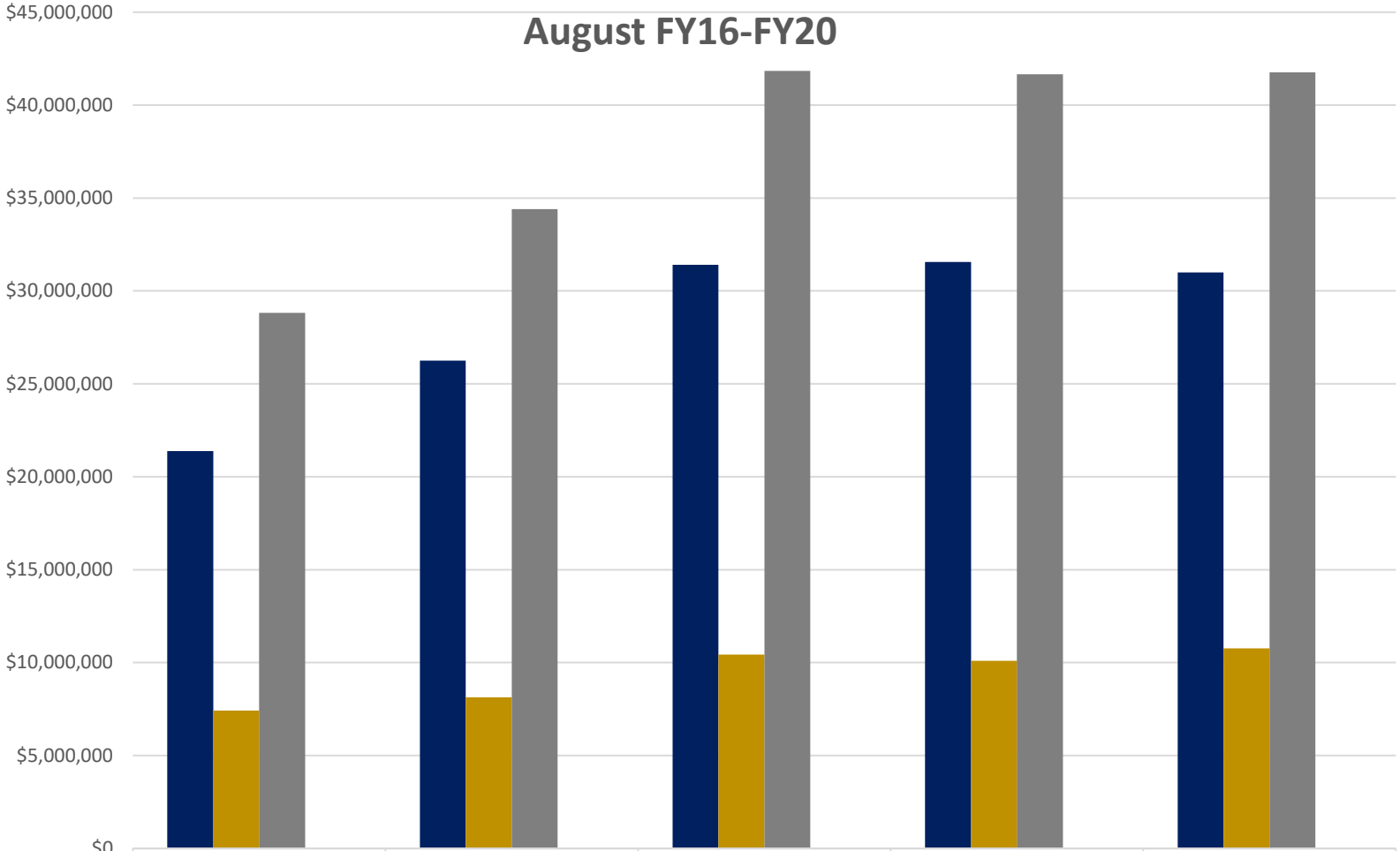


■ Direct Budget Amount	\$40,904,668	\$39,870,735	\$53,461,902	\$45,549,497	\$45,477,231
■ Indirect Budget Amount	\$13,009,386	\$14,557,114	\$16,259,068	\$14,872,309	\$15,290,848
■ Total Proposal	\$53,914,054	\$54,427,849	\$69,720,970	\$60,421,806	\$60,768,079
■ Proposals Processed Count	282	273	317	323	339

Emory College - Award Results

Direct, Indirect, Total and Award Processed

August FY16-FY20

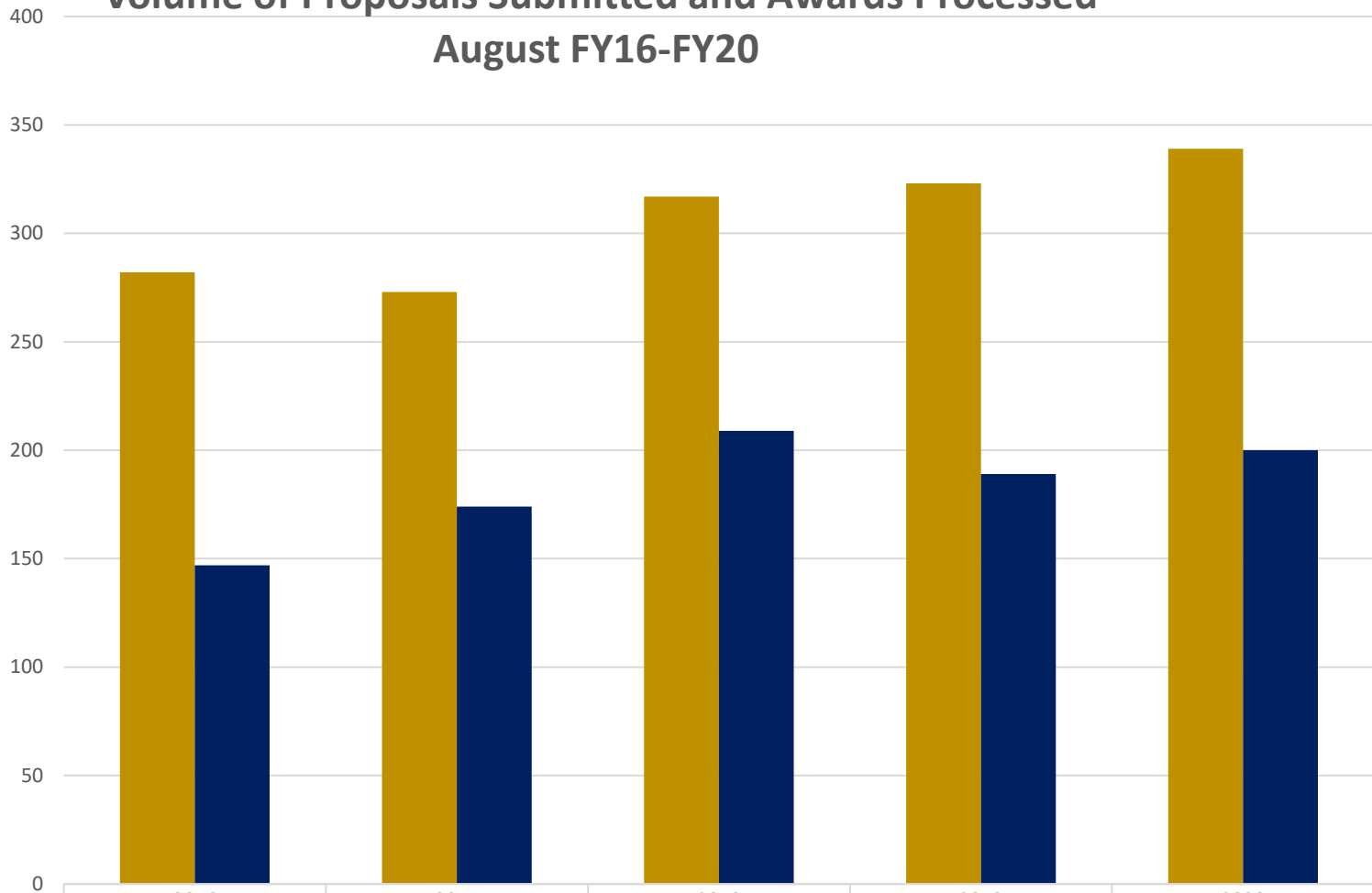


	2016	2017	2018	2019	2020
■ Direct (\$'s)	\$21,387,785	\$26,257,480	\$31,401,414	\$31,557,645	\$30,994,131
■ Indirect (\$'s)	\$7,425,387	\$8,140,335	\$10,434,975	\$10,102,439	\$10,770,785
■ Total Funding Total	\$28,813,172	\$34,397,816	\$41,836,389	\$41,660,083	\$41,764,916
■ Awards Processed	147	174	209	189	200

Emory College - Award Results

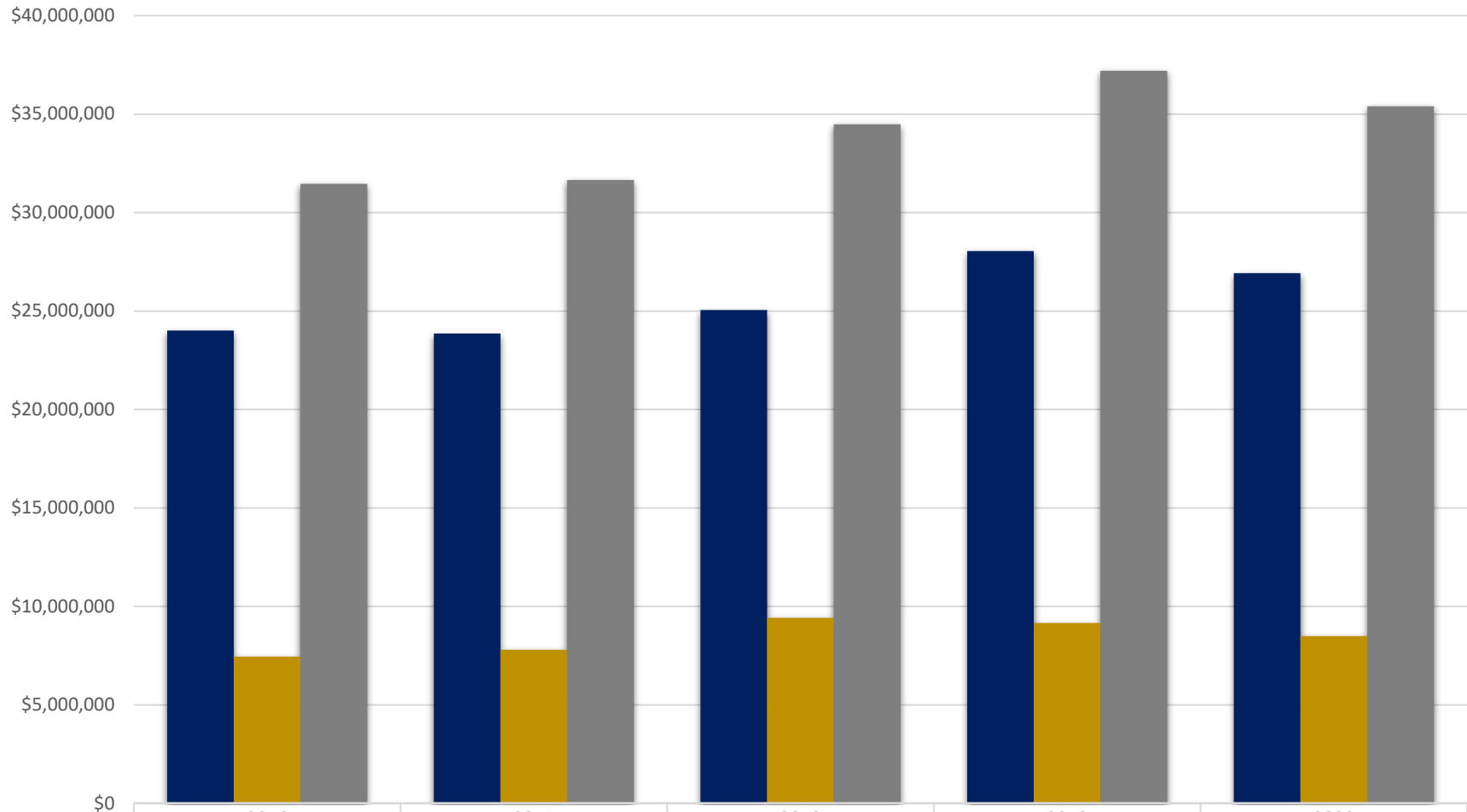
Volume of Proposals Submitted and Awards Processed

August FY16-FY20



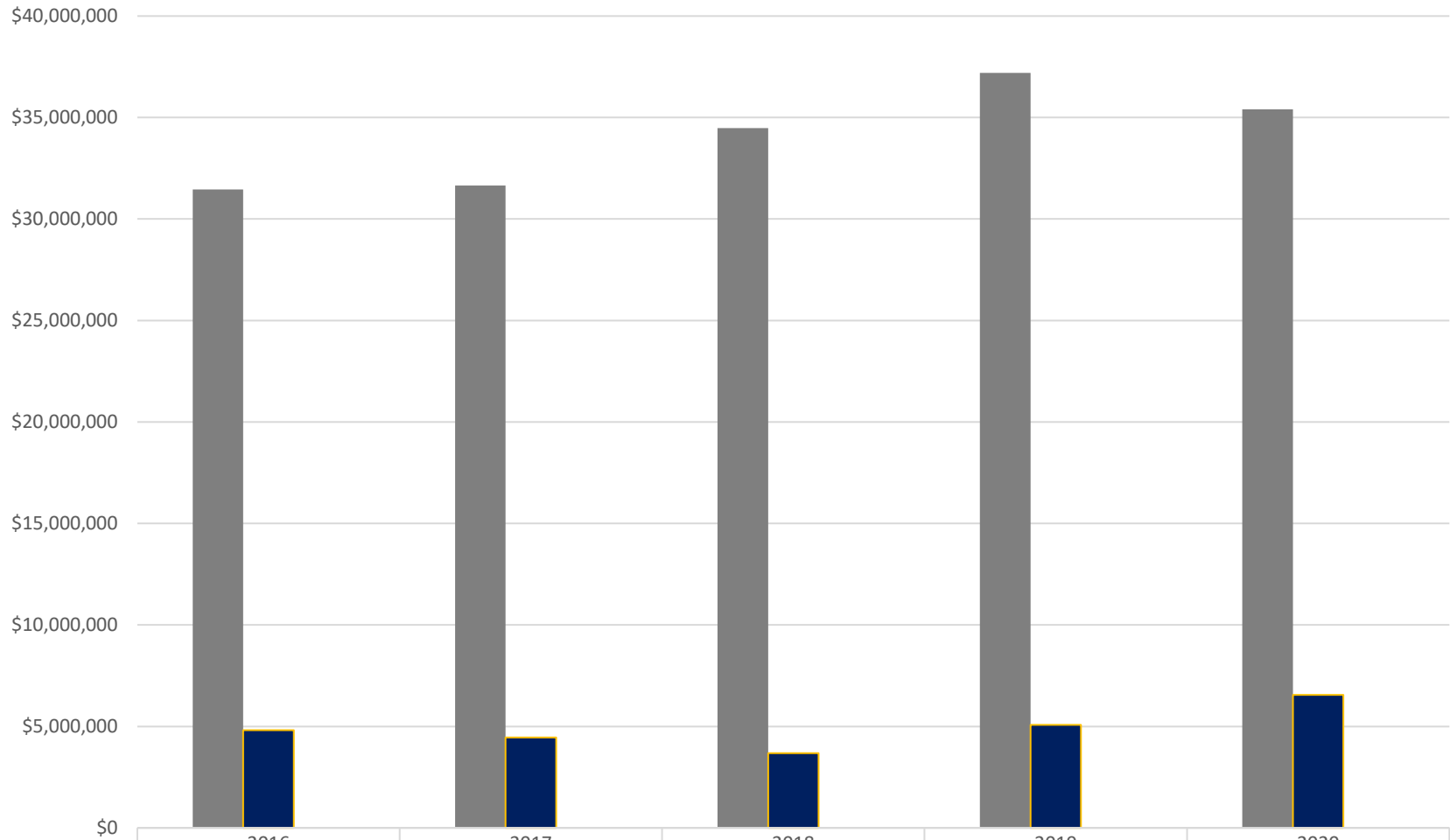
	2016	2017	2018	2019	2020
■ Proposals Processed Count	282	273	317	323	339
■ Awards Processed	147	174	209	189	200

Emory College - Sponsored Research Expenditures Direct, Indirect and Total August FY16-FY20



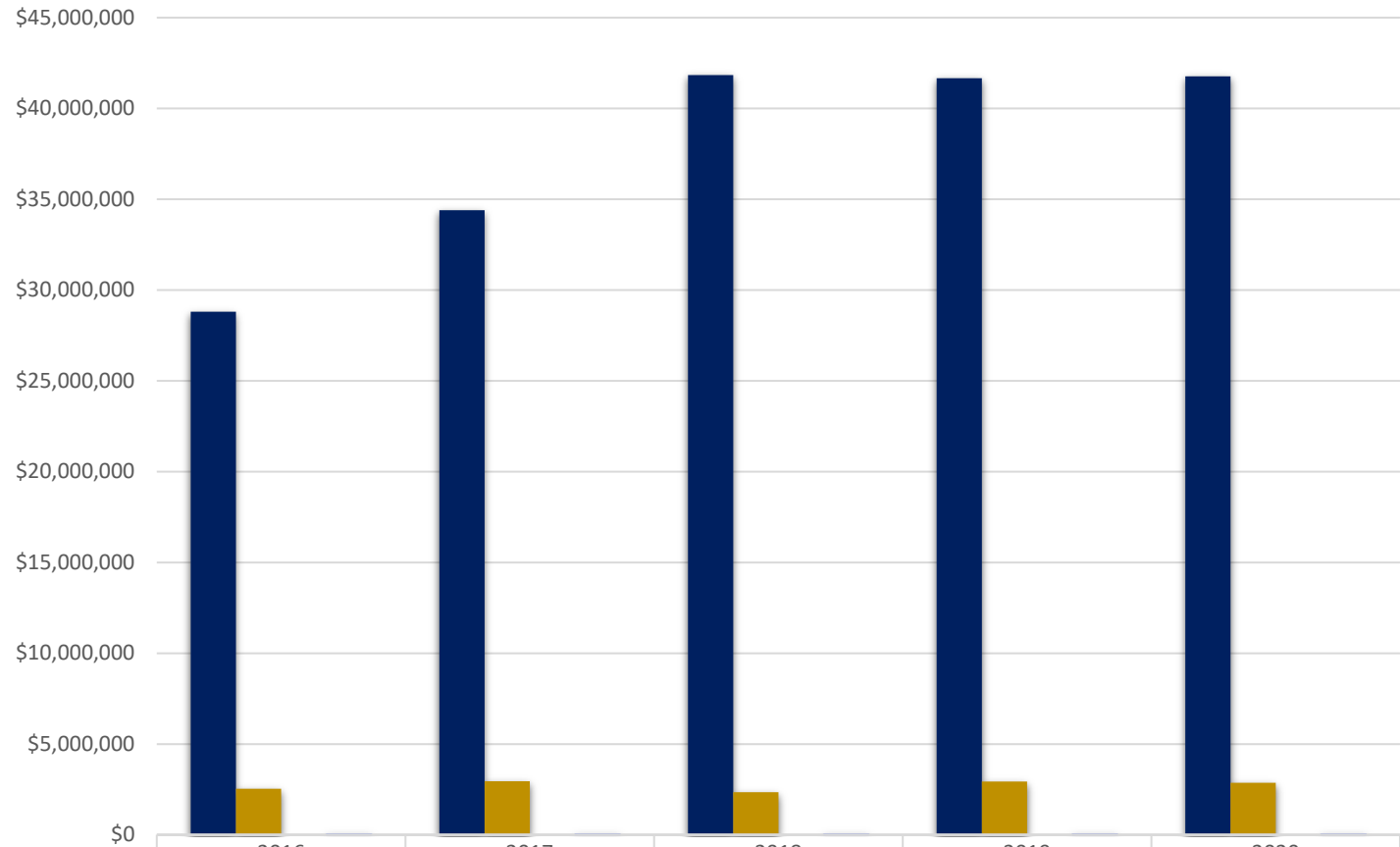
	2016	2017	2018	2019	2020
■ Direct (\$'s)	\$24,002,996	\$23,853,020	\$25,055,804	\$28,043,381	\$26,918,878
■ Indirect (\$'s)	\$7,451,889	\$7,802,009	\$9,423,231	\$9,155,717	\$8,483,123
■ Total Expenses	\$31,454,885	\$31,655,029	\$34,479,036	\$37,199,098	\$35,402,001

Emory College Sponsored Research Expenditures, Outgoing Sub-Awards August FY16-FY20



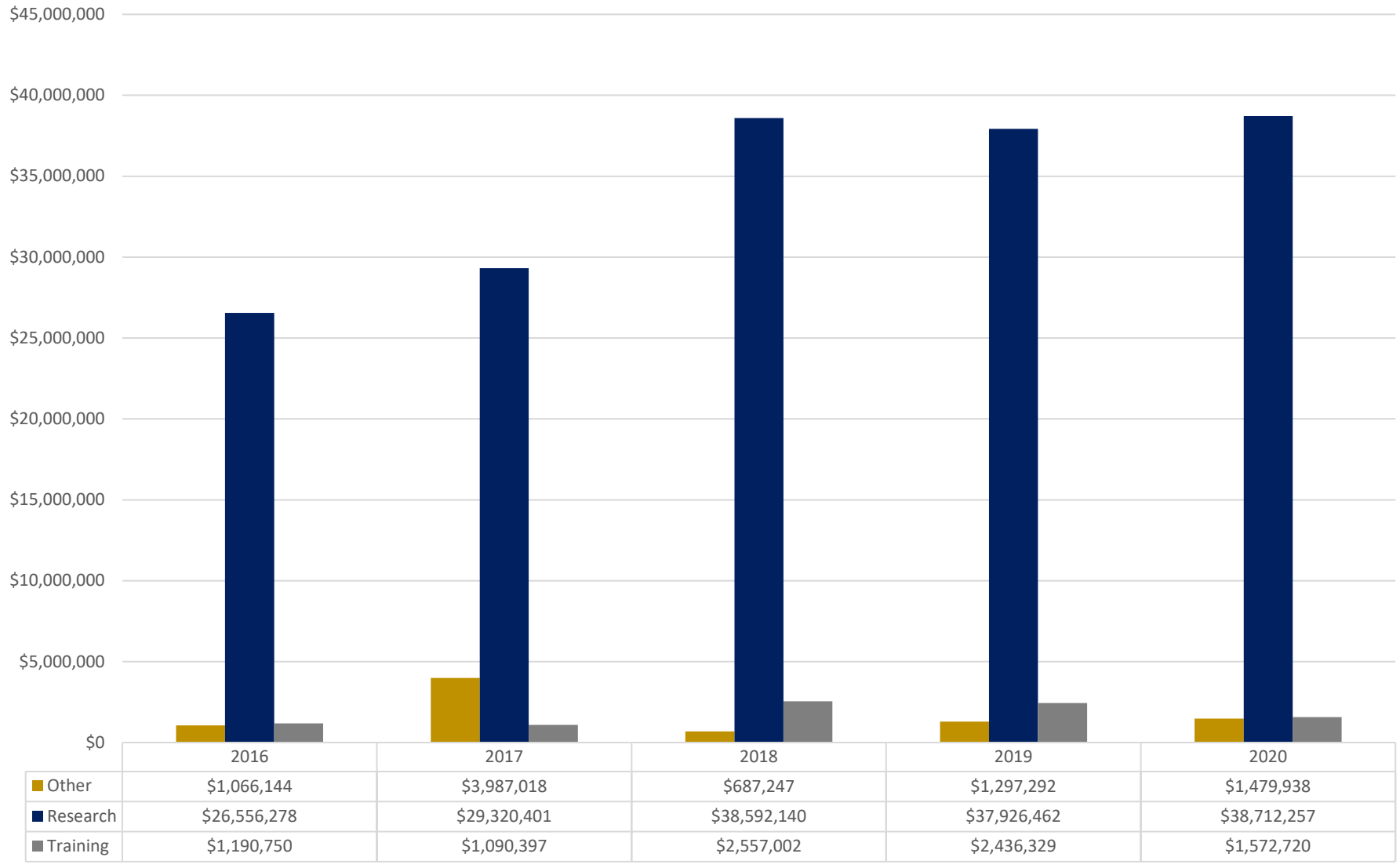
■ Total Expenses	\$31,454,885	\$31,655,029	\$34,479,036	\$37,199,098	\$35,402,001
■ Outgoing Sub-Awards	\$4,816,817	\$4,454,853	\$3,678,526	\$5,073,009	\$6,548,439
■ % of Expense Total	15.31%	14.07%	10.67%	13.64%	18.50%

Emory College Awards Incoming Sub-Awards Total Award Funding and Processed August FY16-FY20

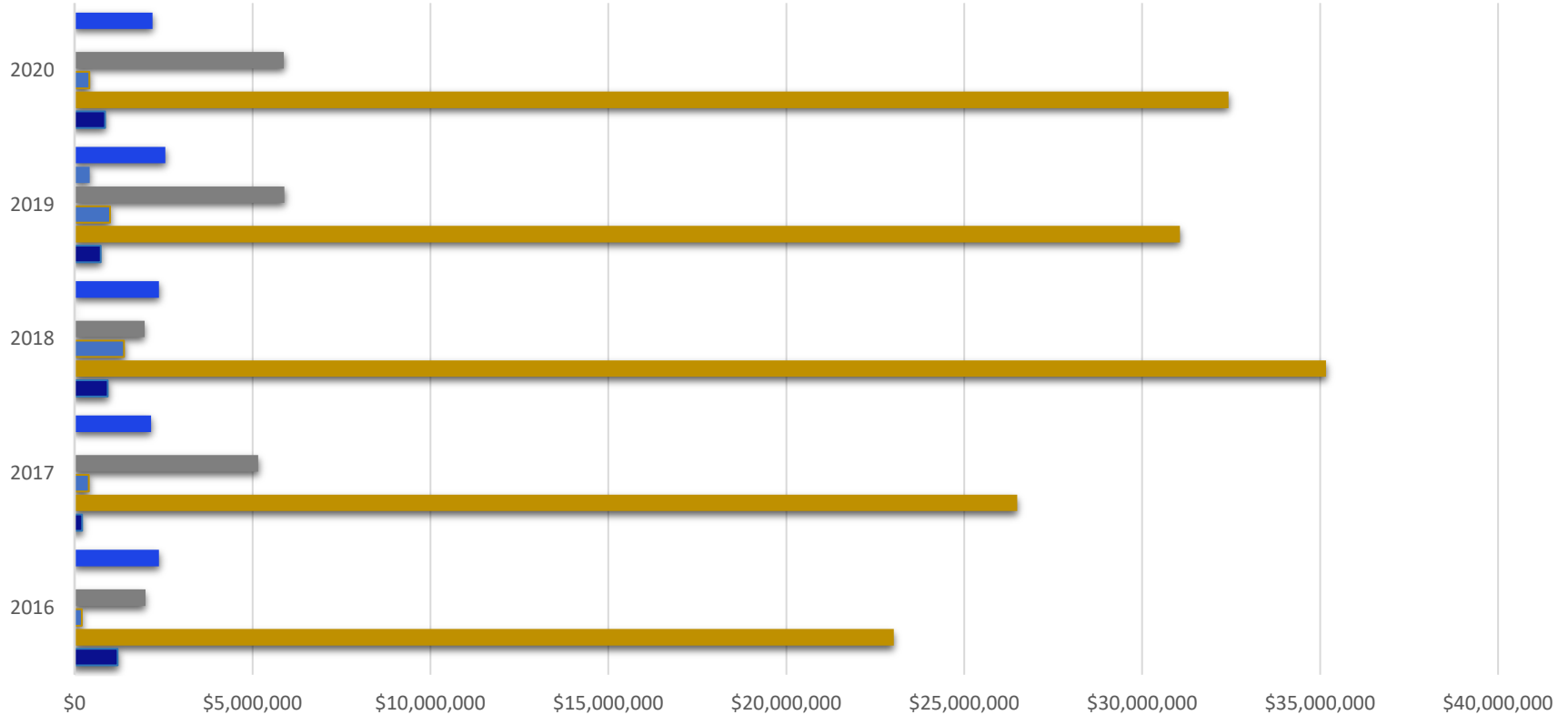


	2016	2017	2018	2019	2020
■ Total Award (Including Incoming Sub-Awards)	\$28,813,172	\$34,397,816	\$41,836,389	\$41,660,083	\$41,764,916
■ Total Incoming Sub-Awards	\$2,537,251	\$2,943,795	\$2,353,288	\$2,927,487	\$2,858,612
■ (Incoming Sub-Awards % of Total Award)	8.81%	8.56%	5.62%	7.03%	6.84%
■ Awards Processed	147	174	209	189	200

Emory College Award Results by Research Type August FY16-FY20



Emory College Award Results by Sponsored Type August FY16-FY20



	2016	2017	2018	2019	2020
■ University	\$2,372,079	\$2,150,815	\$2,365,829	\$2,551,911	\$2,187,675
■ State	\$10,000		\$21,518	\$425,385	
■ Private	\$1,992,183	\$5,157,845	\$1,966,268	\$5,896,965	\$5,880,906
■ Foreign	\$204,707	\$395,073	\$1,387,126	\$999,007	\$418,075
■ Federal	\$23,022,346	\$26,485,739	\$35,166,165	\$31,056,526	\$32,423,131
■ Corporate	\$1,211,857	\$208,344	\$929,484	\$730,289	\$855,129