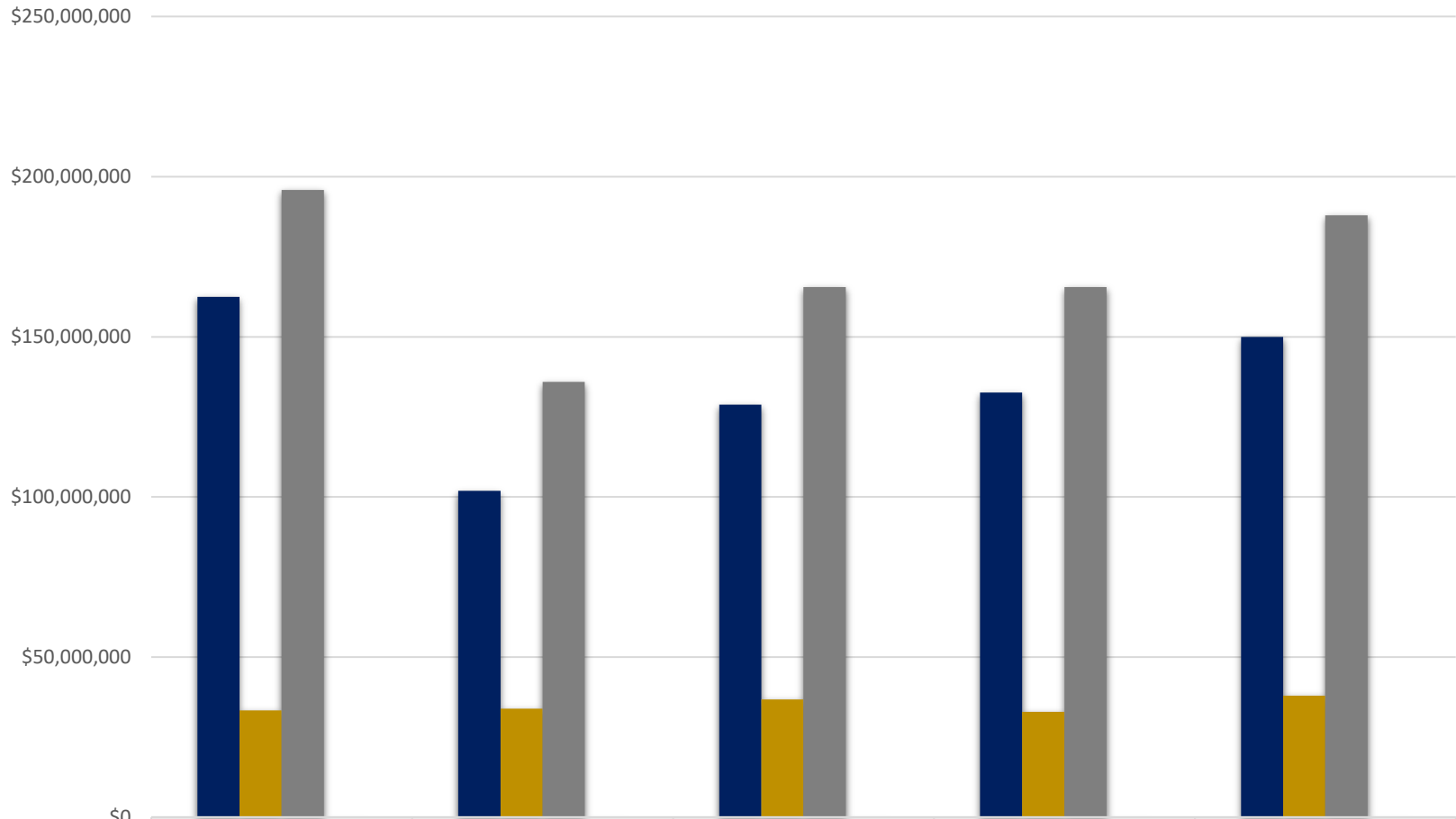


School of Public Health Proposals Submitted -Direct, Indirect and Total (\$'s) Processed August FY15-FY19

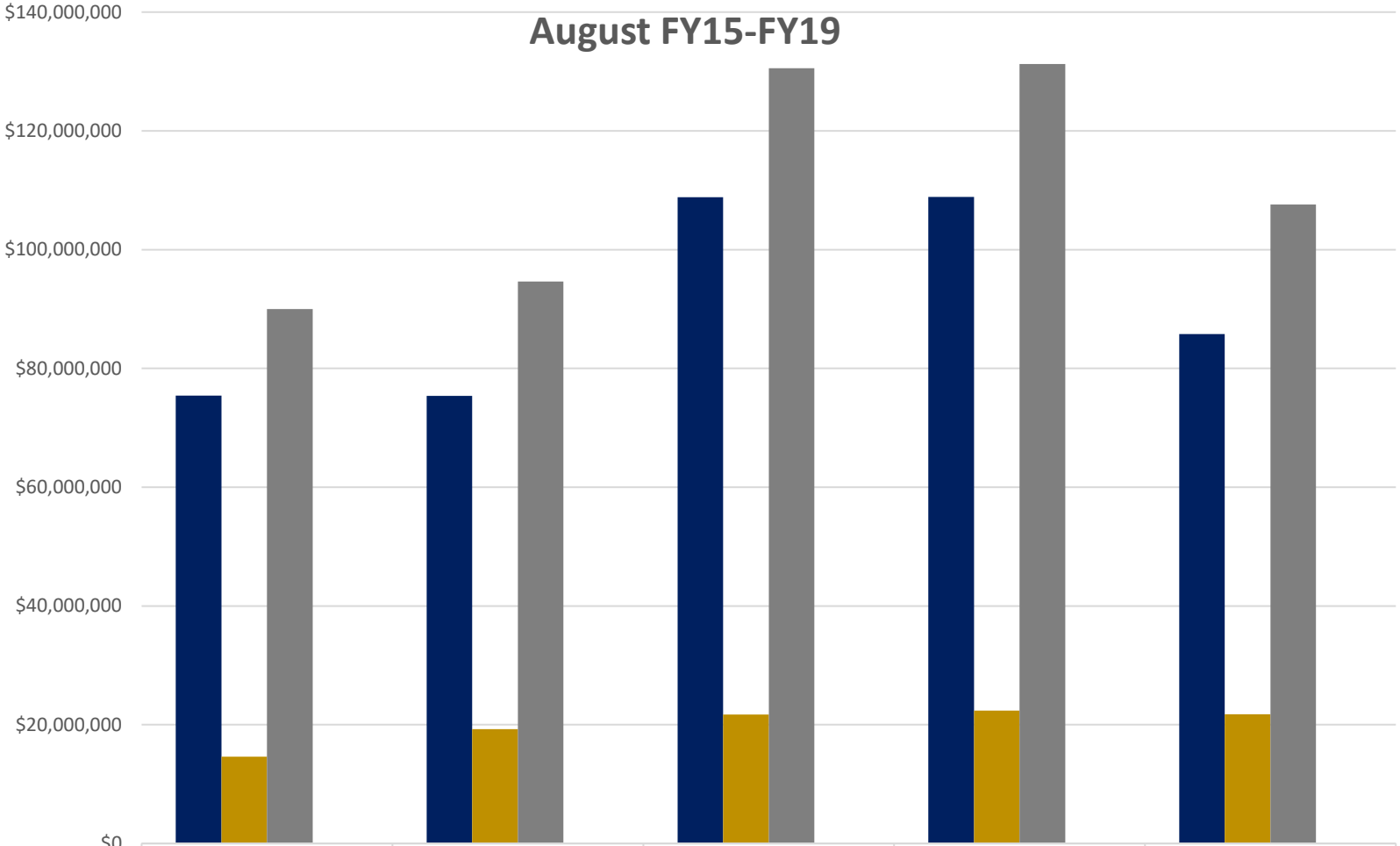


	2015	2016	2017	2018	2019
■ Direct Budget Amount	\$162,435,551	\$101,966,397	\$128,803,262	\$132,564,009	\$149,968,473
■ Indirect Budget Amount	\$33,410,962	\$33,956,460	\$36,769,579	\$32,930,568	\$37,992,193
■ Total Proposal	\$195,846,513	\$135,922,857	\$165,572,841	\$165,494,577	\$187,960,666
■ Proposals Processed Count	550	549	575	593	579

School of Public Health - Award Results

Direct, Indirect, Total and Award Processed

August FY15-FY19

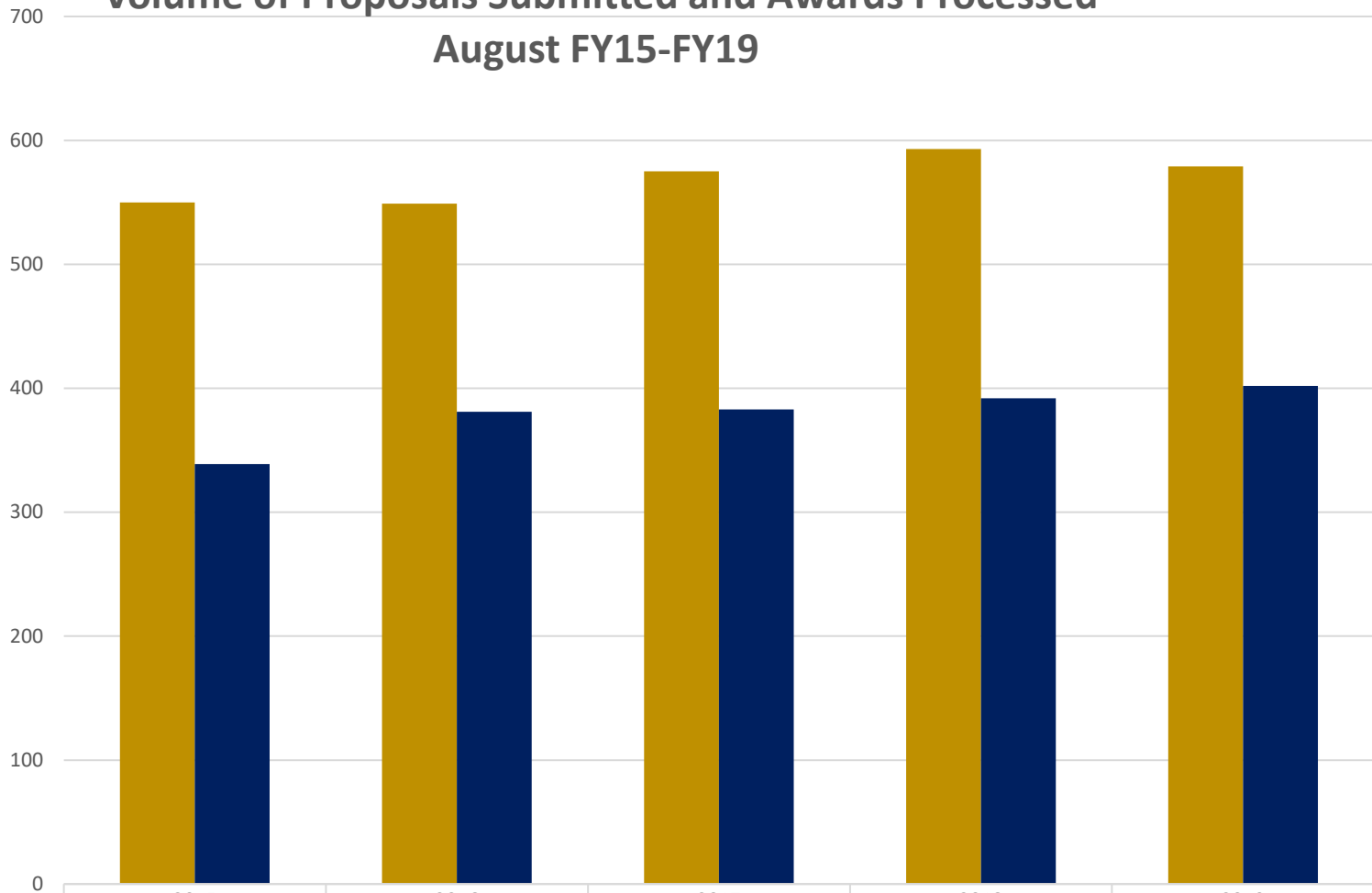


	2015	2016	2017	2018	2019
■ Direct (\$'s)	\$75,399,481	\$75,351,614	\$108,806,493	\$108,879,373	\$85,803,282
■ Indirect (\$'s)	\$14,608,626	\$19,272,917	\$21,728,010	\$22,386,122	\$21,773,982
■ Total Funding Total	\$90,008,107	\$94,624,531	\$130,534,504	\$131,265,495	\$107,577,265
■ Awards Processed	339	381	383	392	402

School of Public Health - Award Results

Volume of Proposals Submitted and Awards Processed

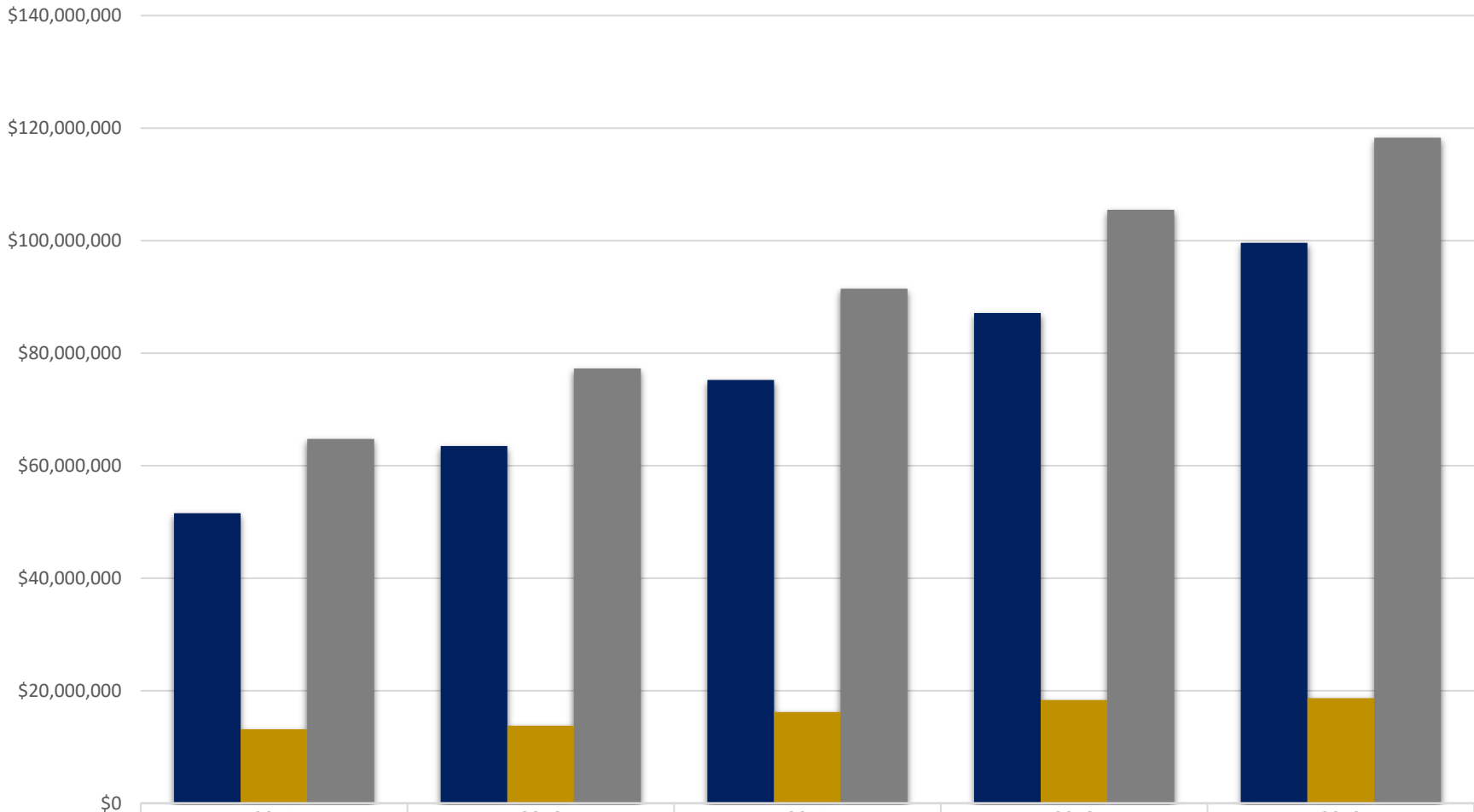
August FY15-FY19



■ Proposals Processed Count
 ■ Awards Processed

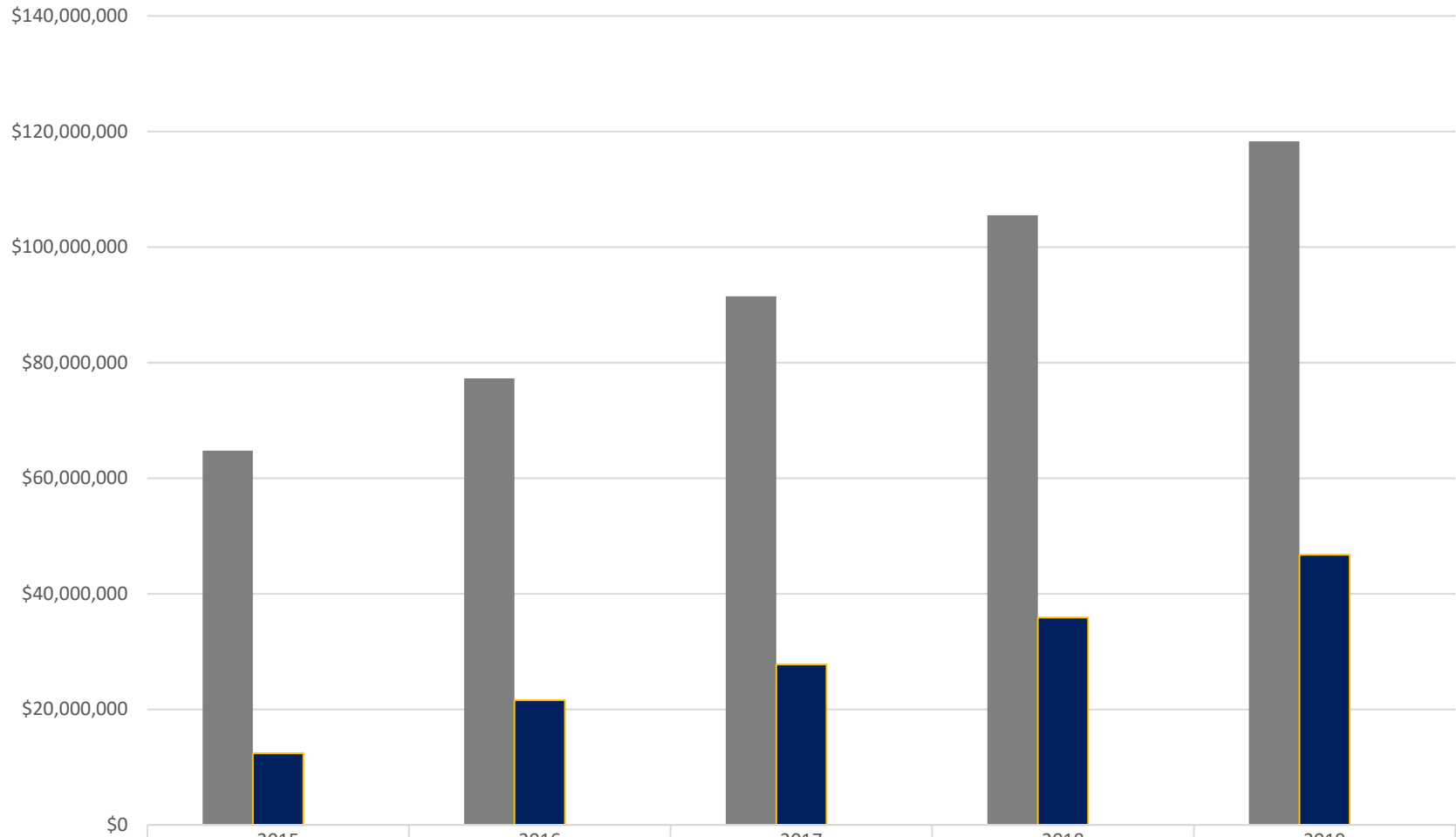
	2015	2016	2017	2018	2019
Proposals Processed Count	550	549	575	593	579
Awards Processed	339	381	383	392	402

School of Public Health - Sponsored Research Expenditures Direct, Indirect and Total August FY15-FY19



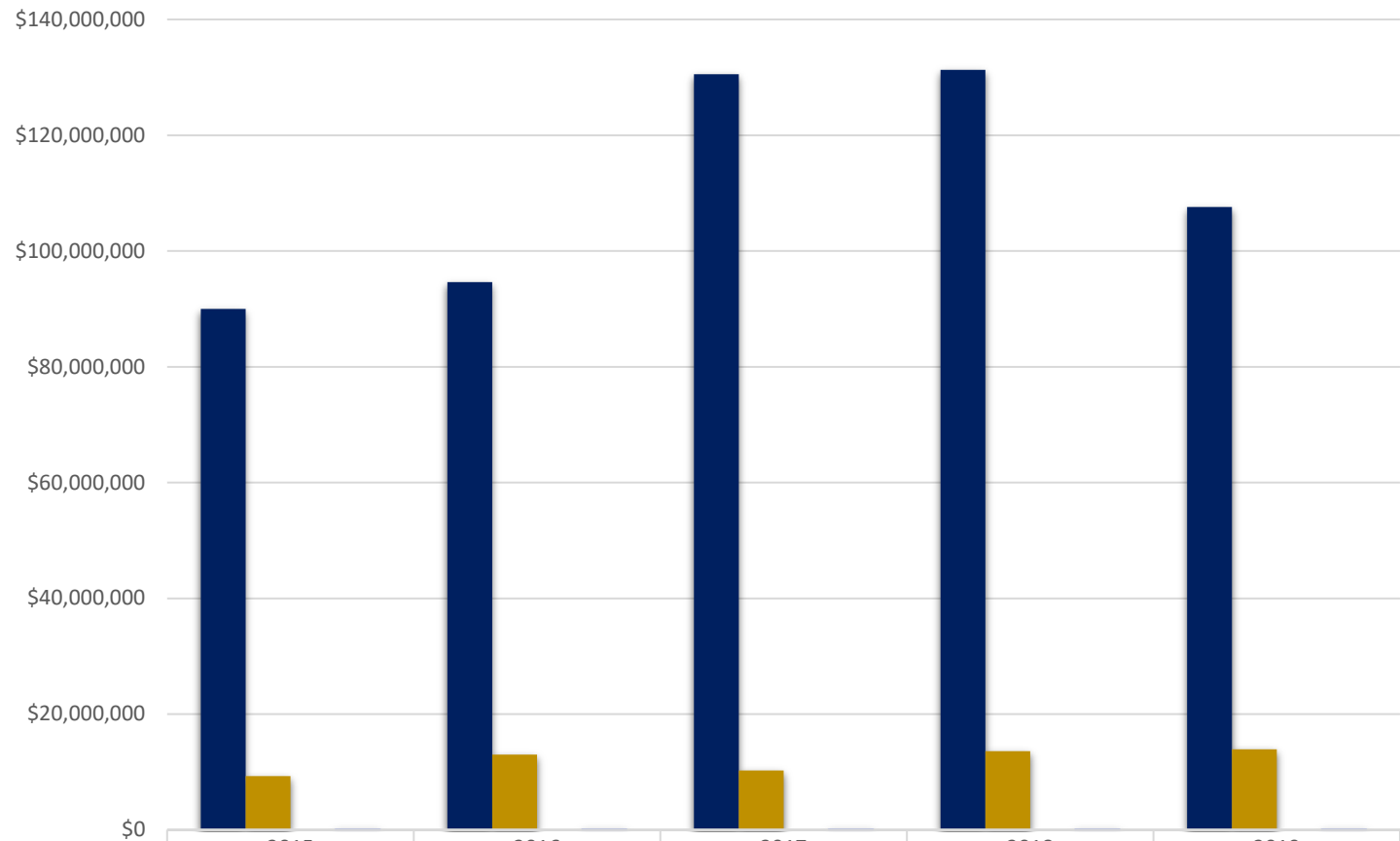
■ Direct (\$'s)	\$51,580,029	\$63,493,704	\$75,245,337	\$87,144,410	\$99,607,011
■ Indirect (\$'s)	\$13,179,681	\$13,788,525	\$16,229,904	\$18,354,785	\$18,691,655
■ Total Expenses	\$64,759,710	\$77,282,229	\$91,475,241	\$105,499,194	\$118,298,666

School of Public Health Sponsored Research Expenditures, Outgoing Sub-Awards August FY15-FY19



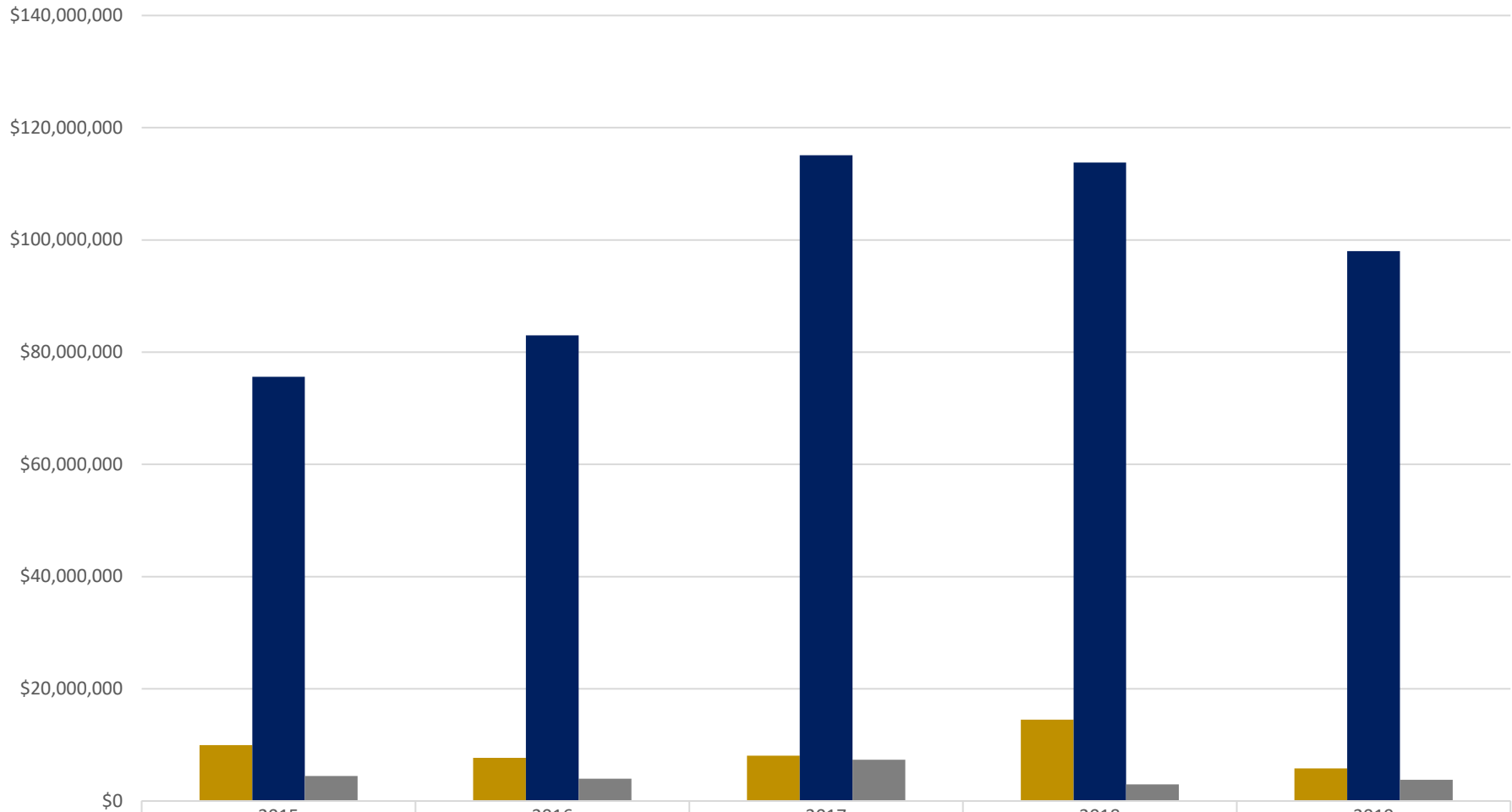
■ Total Expenses	\$64,759,710	\$77,282,229	\$91,475,241	\$105,499,194	\$118,298,666
■ Outgoing Sub-Awards	\$12,395,948	\$21,585,780	\$27,763,939	\$35,881,423	\$46,766,087
■ % of Expense Total	19.14%	27.93%	30.35%	34.01%	39.53%

School of Public Health Awards Incoming Sub-Awards Total Award Funding and Processed August FY15-FY19



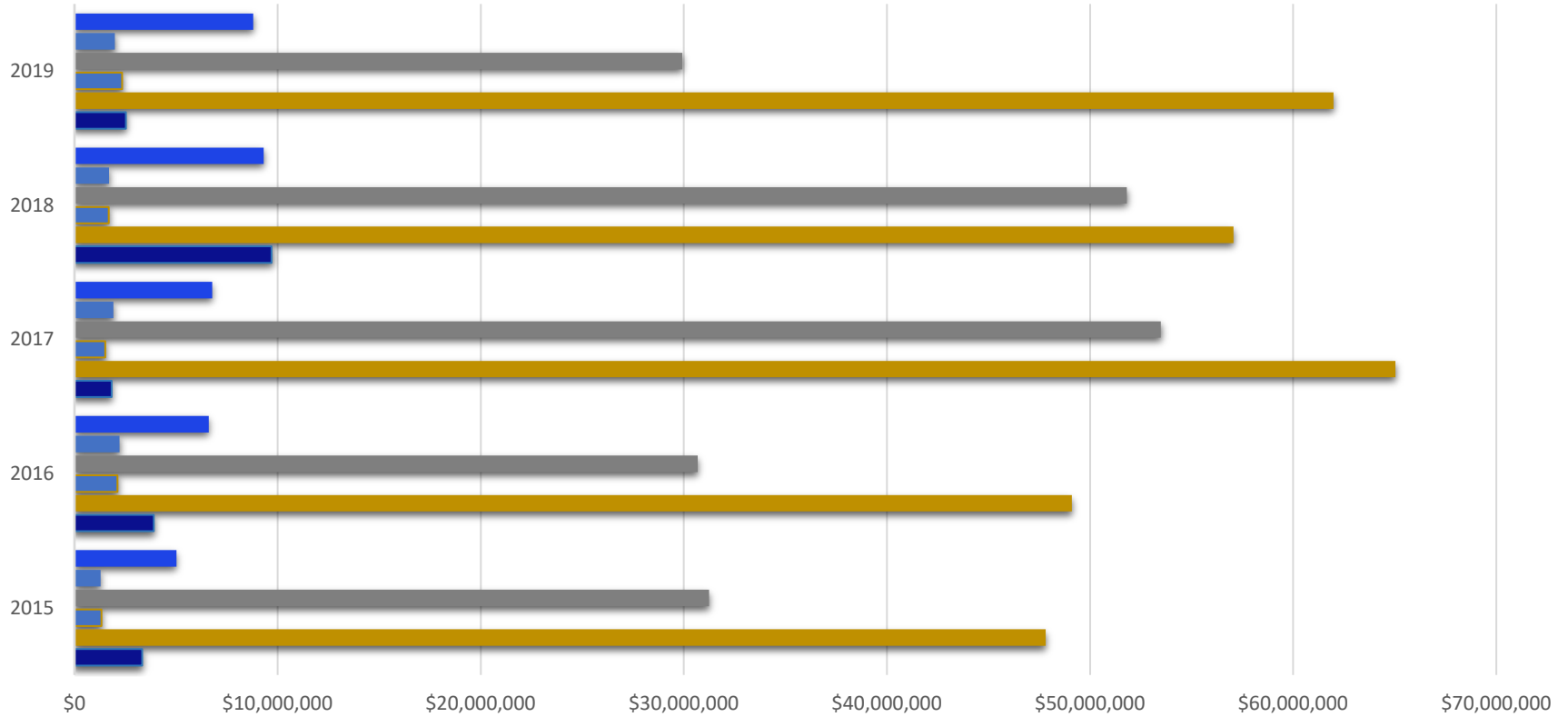
	2015	2016	2017	2018	2019
■ Total Award (Including Incoming Sub-Awards)	\$90,008,107	\$94,624,531	\$130,534,504	\$131,265,495	\$107,577,265
■ Total Incoming Sub-Awards	\$9,268,581	\$13,019,112	\$10,282,243	\$13,605,321	\$13,912,537
■ (Incoming Sub-Awards % of Total Award	10.30%	13.76%	7.88%	10.36%	12.93%
■ Awards Processed	339	381	383	392	402

School of Public Health Award Results by Research Type August FY15-FY19



	2015	2016	2017	2018	2019
Other	\$9,946,710	\$7,680,242	\$8,087,190	\$14,517,457	\$5,799,954
Research	\$75,612,340	\$82,981,386	\$115,085,251	\$113,780,599	\$97,990,173
Training	\$4,449,057	\$3,962,903	\$7,362,063	\$2,967,439	\$3,787,138

School of Public Health Award Results by Sponsored Type August FY15-FY19



	2015	2016	2017	2018	2019
■ University	\$5,013,070	\$6,610,712	\$6,778,248	\$9,308,416	\$8,804,052
■ State	\$1,277,431	\$2,218,336	\$1,910,924	\$1,702,377	\$1,981,797
■ Private	\$31,236,616	\$30,681,402	\$53,479,611	\$51,806,068	\$29,929,097
■ Foreign	\$1,329,864	\$2,119,216	\$1,517,453	\$1,691,720	\$2,346,873
■ Federal	\$47,817,956	\$49,096,081	\$65,026,997	\$57,060,916	\$61,980,916
■ Corporate	\$3,333,170	\$3,898,784	\$1,821,272	\$9,695,997	\$2,534,529