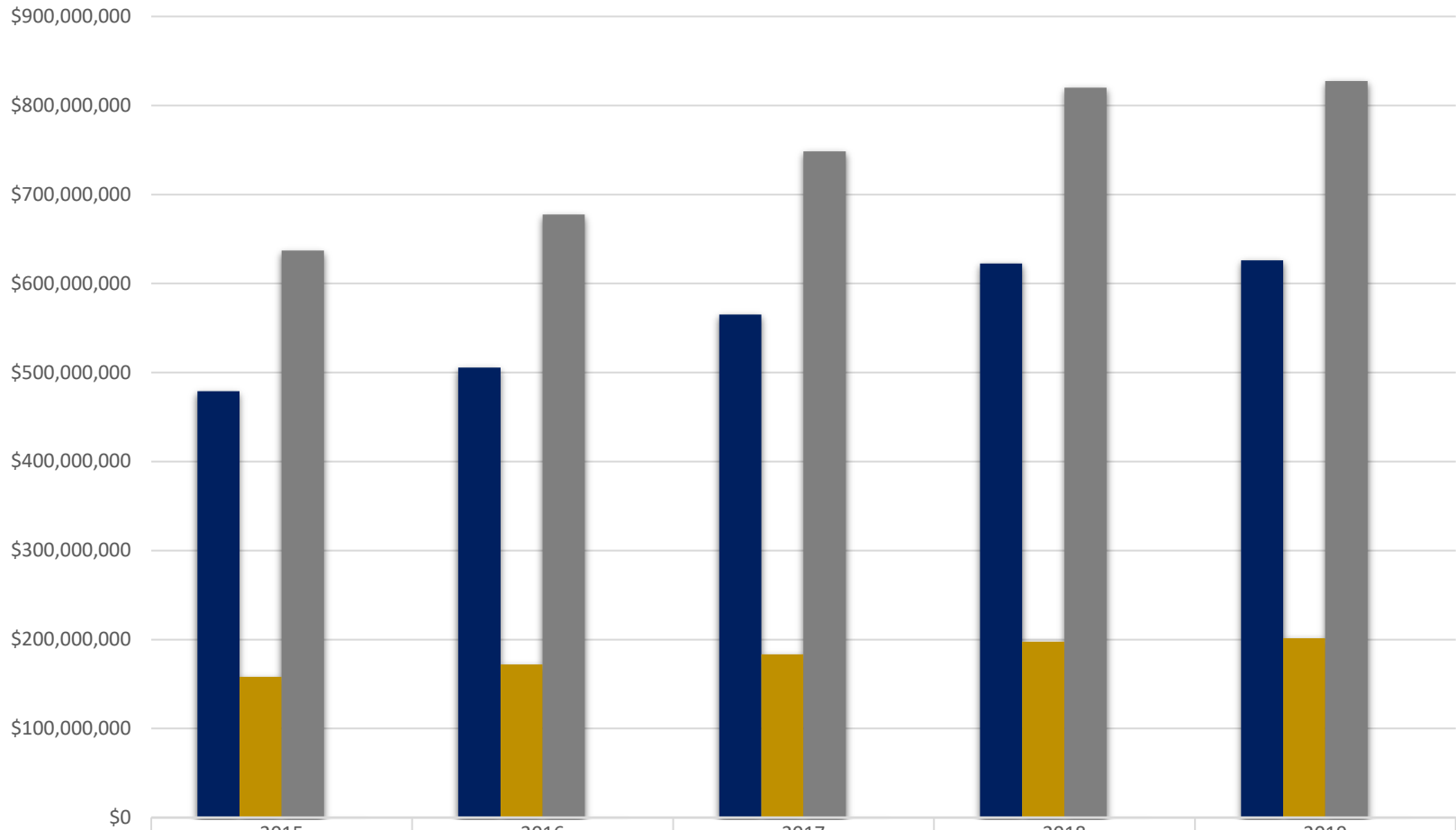


## School of Medicine Proposals Submitted -Direct, Indirect and Total (\$'s) Processed August FY15-FY19

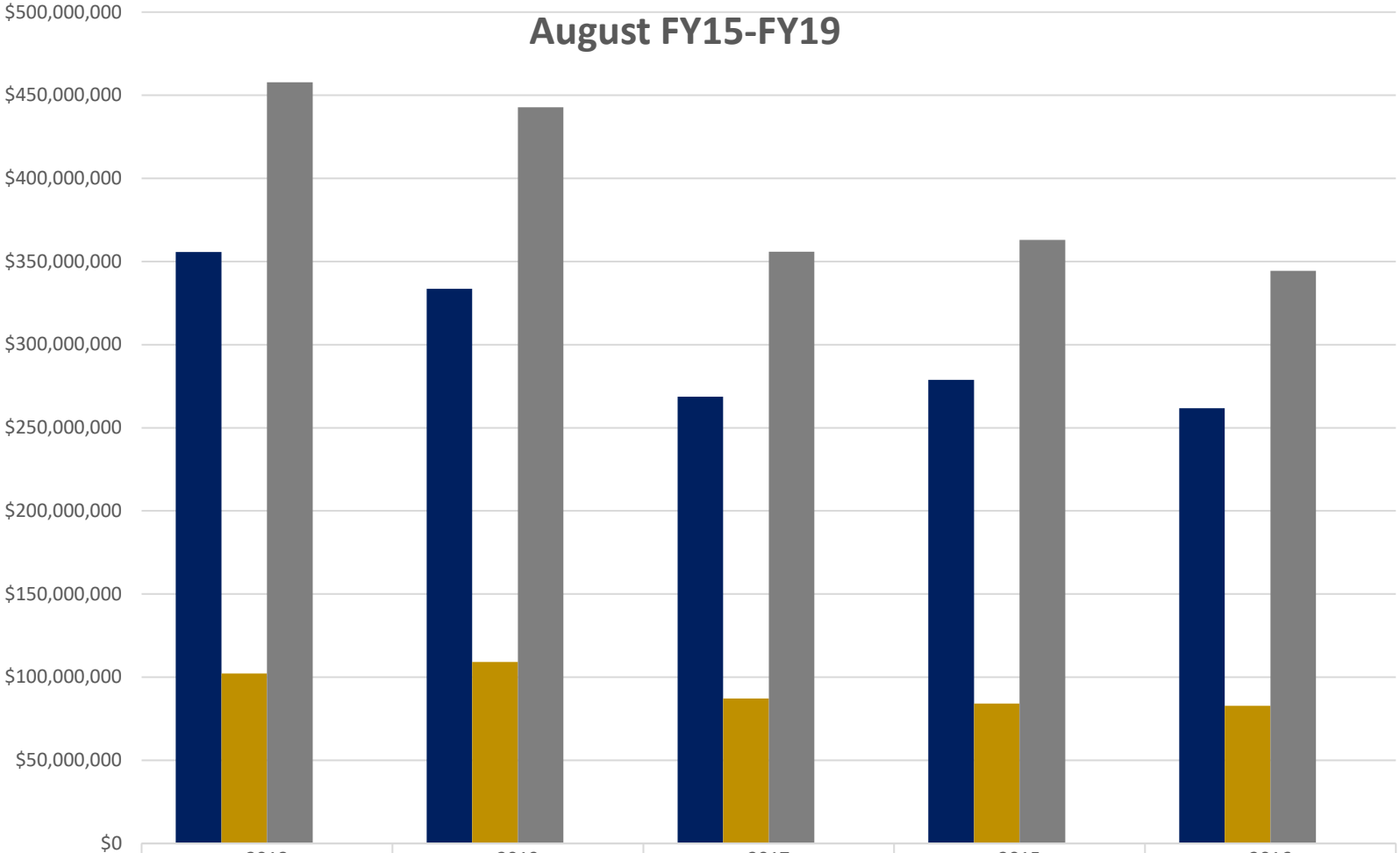


|                             |               |               |               |               |               |
|-----------------------------|---------------|---------------|---------------|---------------|---------------|
| ■ Direct Budget Amount      | \$479,064,425 | \$505,544,427 | \$565,059,203 | \$622,375,628 | \$626,140,873 |
| ■ Indirect Budget Amount    | \$158,018,269 | \$171,937,281 | \$183,419,217 | \$197,599,836 | \$201,307,434 |
| ■ Total Proposal            | \$637,082,694 | \$677,481,708 | \$748,478,420 | \$819,975,464 | \$827,448,307 |
| ■ Proposals Processed Count | 2775          | 2758          | 2956          | 3133          | 3119          |

## School of Medicine - Award Results

### Direct, Indirect, Total and Award Processed

#### August FY15-FY19

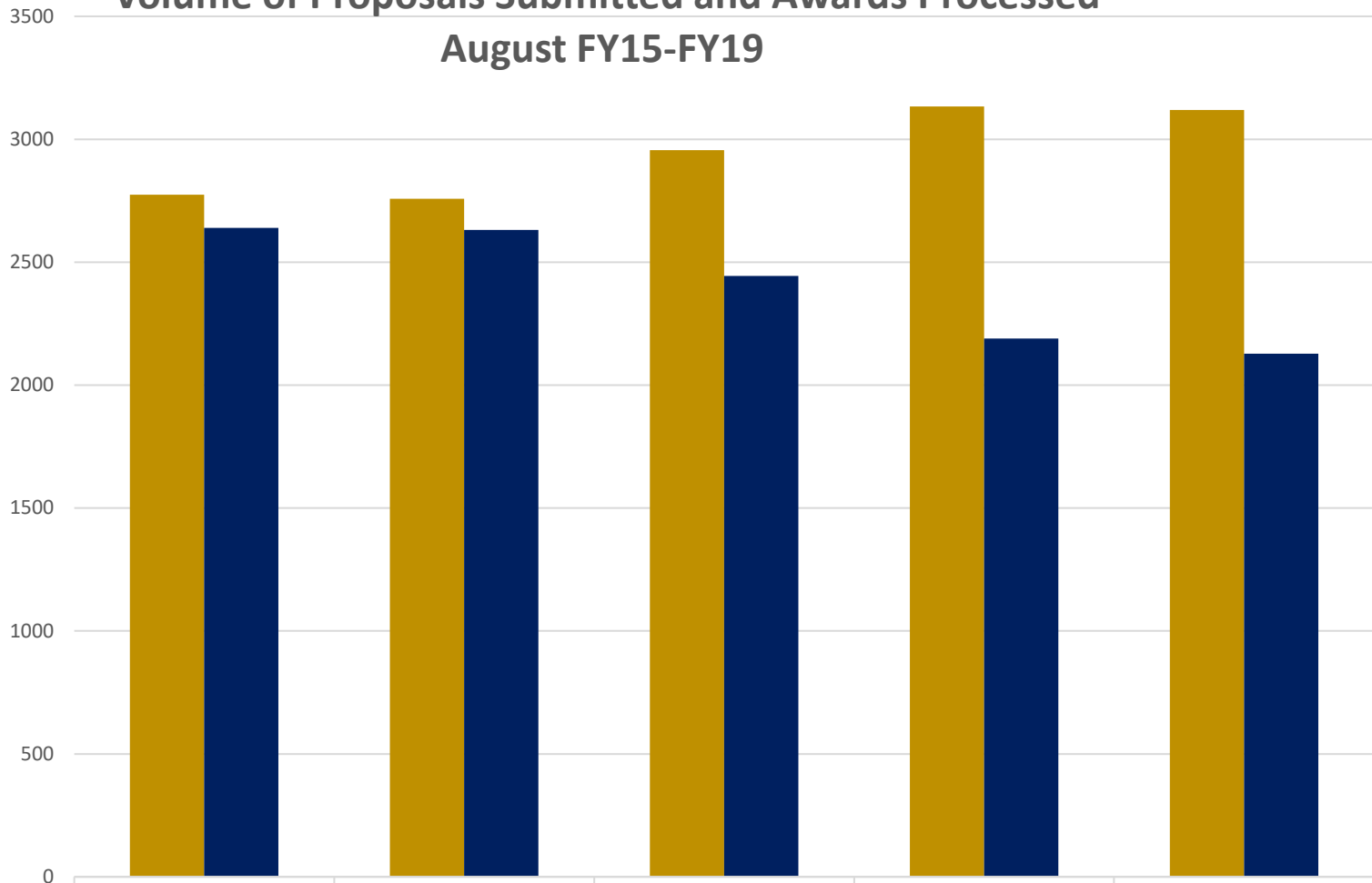


|                       | 2018          | 2019          | 2017          | 2015          | 2016          |
|-----------------------|---------------|---------------|---------------|---------------|---------------|
| ■ Direct (\$'s)       | \$355,681,874 | \$333,538,157 | \$268,623,573 | \$278,809,915 | \$261,692,242 |
| ■ Indirect (\$'s)     | \$102,164,890 | \$109,145,623 | \$87,248,744  | \$84,140,538  | \$82,754,832  |
| ■ Total Funding Total | \$457,846,764 | \$442,683,781 | \$355,872,317 | \$362,950,453 | \$344,447,074 |
| ■ Awards Processed    | 2640          | 2631          | 2444          | 2190          | 2128          |

## School of Medicine - Award Results

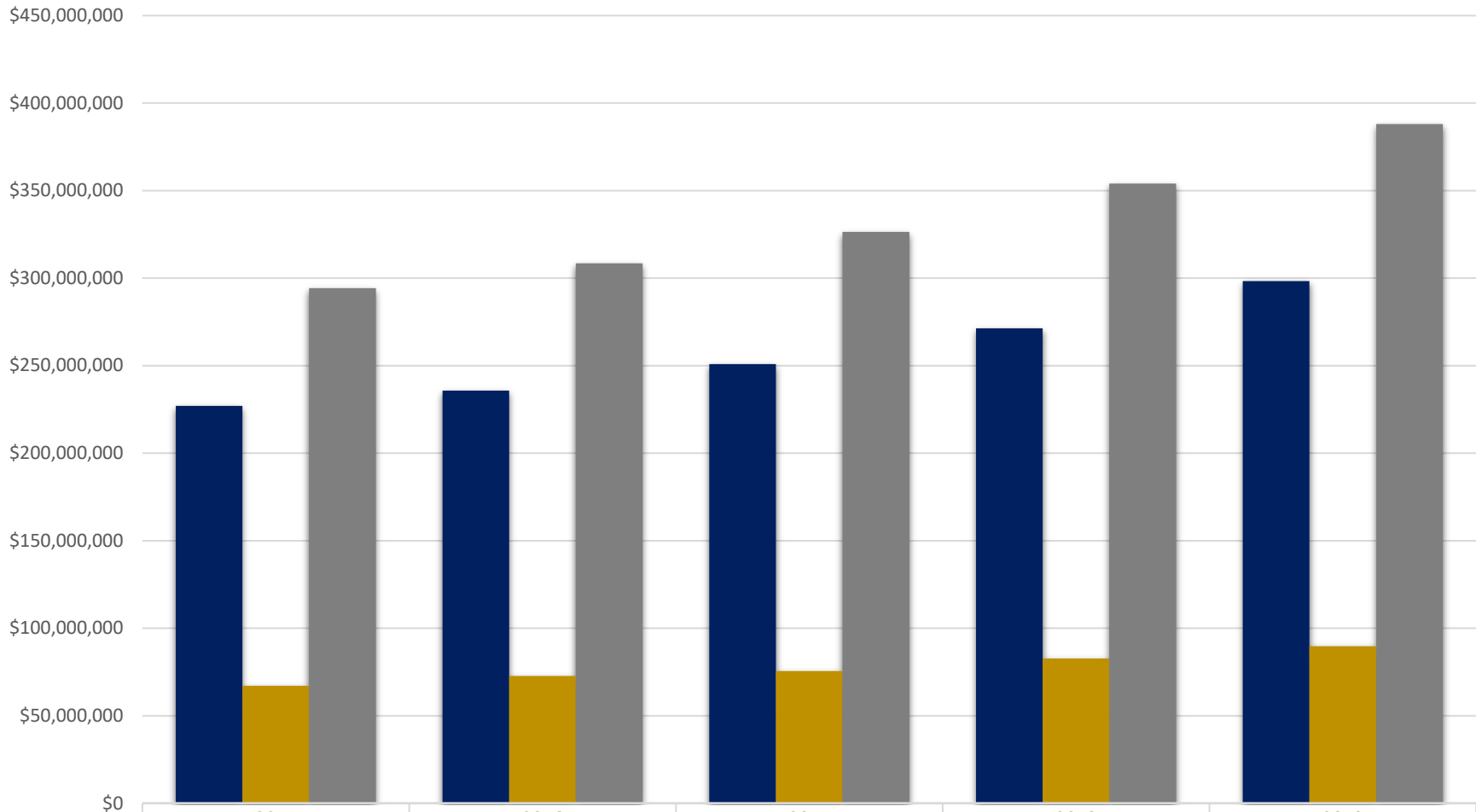
### Volume of Proposals Submitted and Awards Processed

#### August FY15-FY19



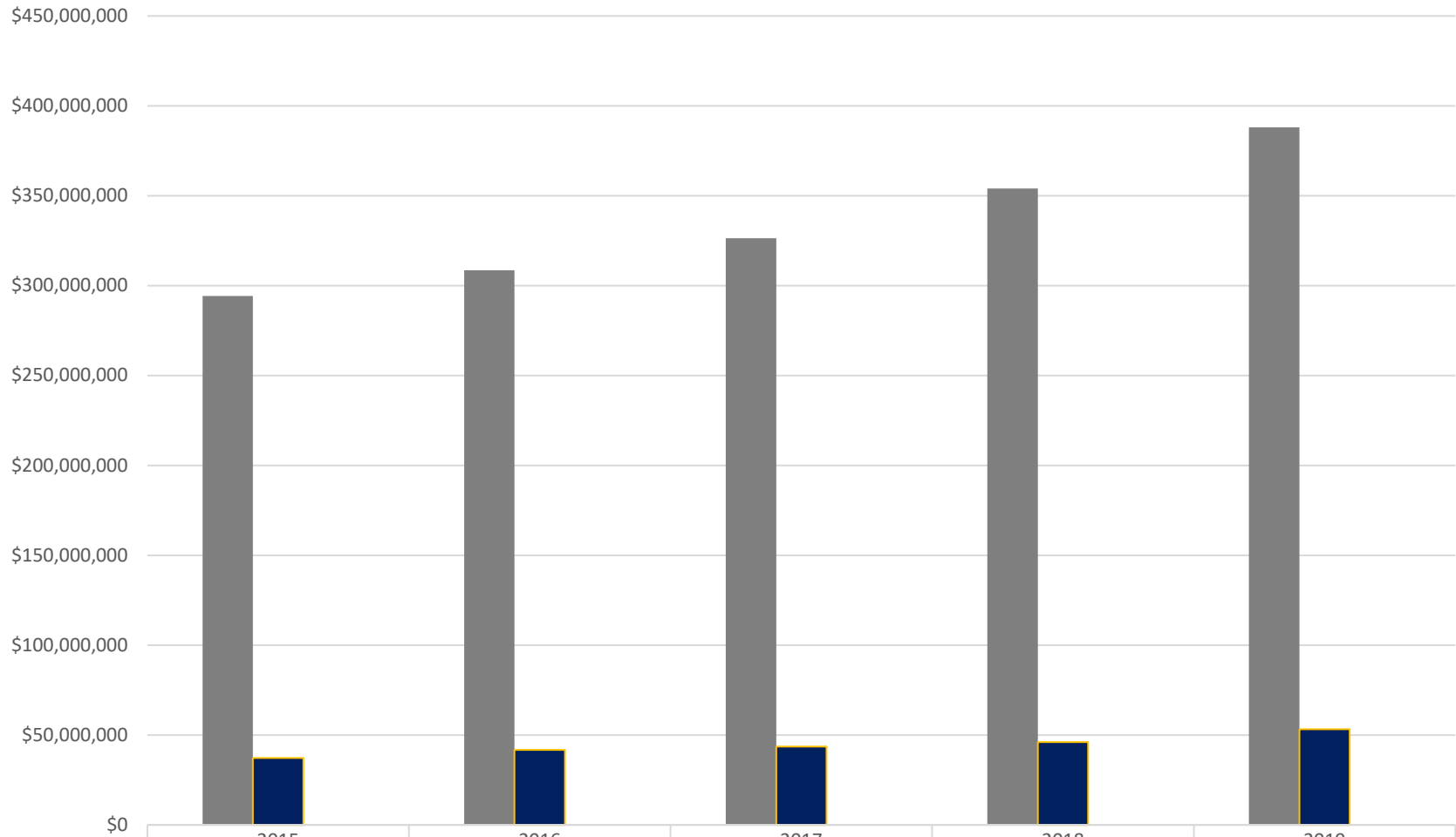
|                             | 2015 | 2016 | 2017 | 2018 | 2019 |
|-----------------------------|------|------|------|------|------|
| ■ Proposals Processed Count | 2775 | 2758 | 2956 | 3133 | 3119 |
| ■ Awards Processed          | 2640 | 2631 | 2444 | 2190 | 2128 |

## School of Medicine- Sponsored Research Expenditures Direct, Indirect and Total August FY15-FY19



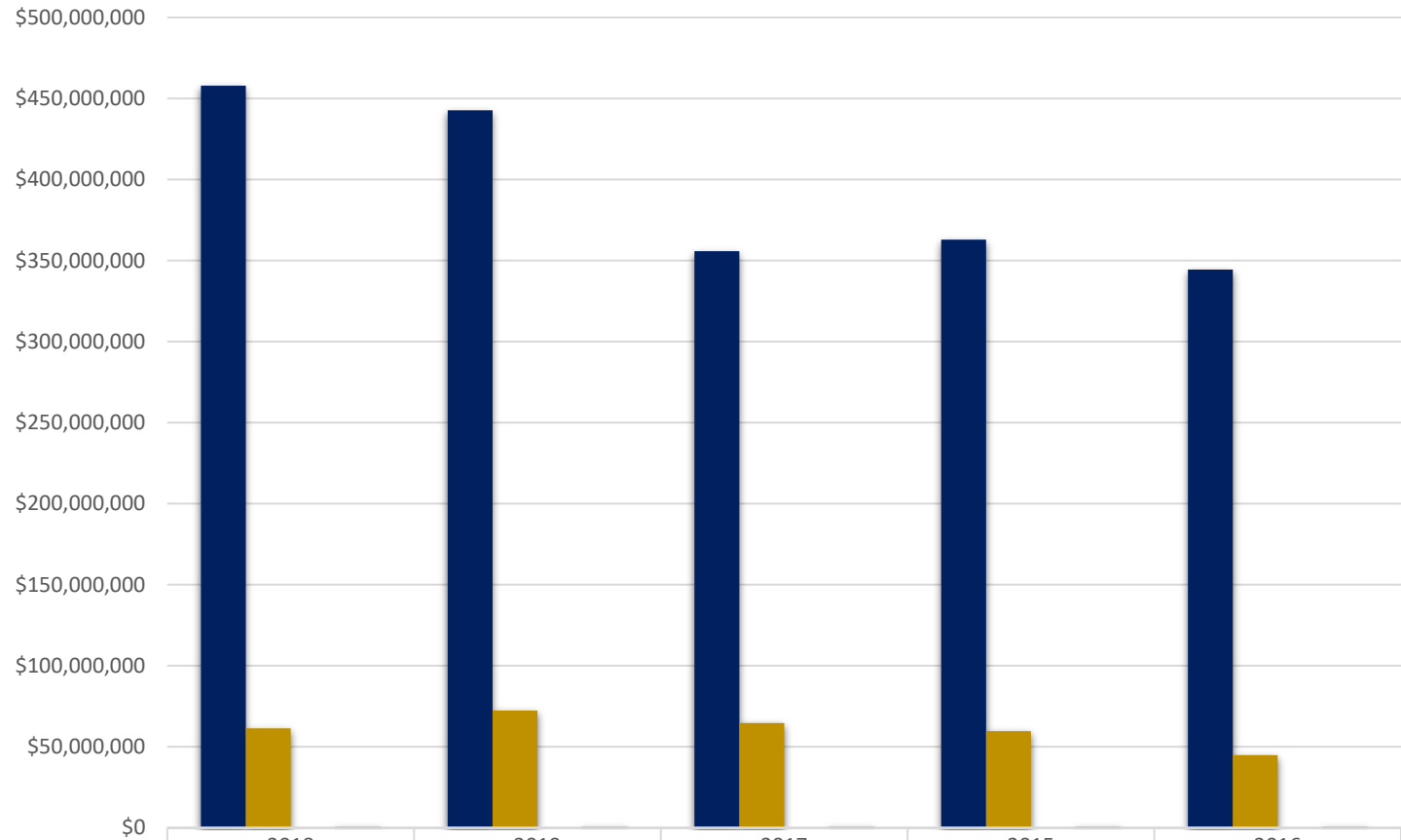
|                   | 2015          | 2016          | 2017          | 2018          | 2019          |
|-------------------|---------------|---------------|---------------|---------------|---------------|
| ■ Direct (\$'s)   | \$227,103,462 | \$235,762,198 | \$250,839,041 | \$271,273,053 | \$298,376,067 |
| ■ Indirect (\$'s) | \$67,156,544  | \$72,797,796  | \$75,515,497  | \$82,703,853  | \$89,684,806  |
| ■ Total Expenses  | \$294,260,006 | \$308,559,994 | \$326,354,538 | \$353,976,906 | \$388,060,873 |

## School of Medicine Sponsored Research Expenditures, Outgoing Sub-Awards August FY15-FY19



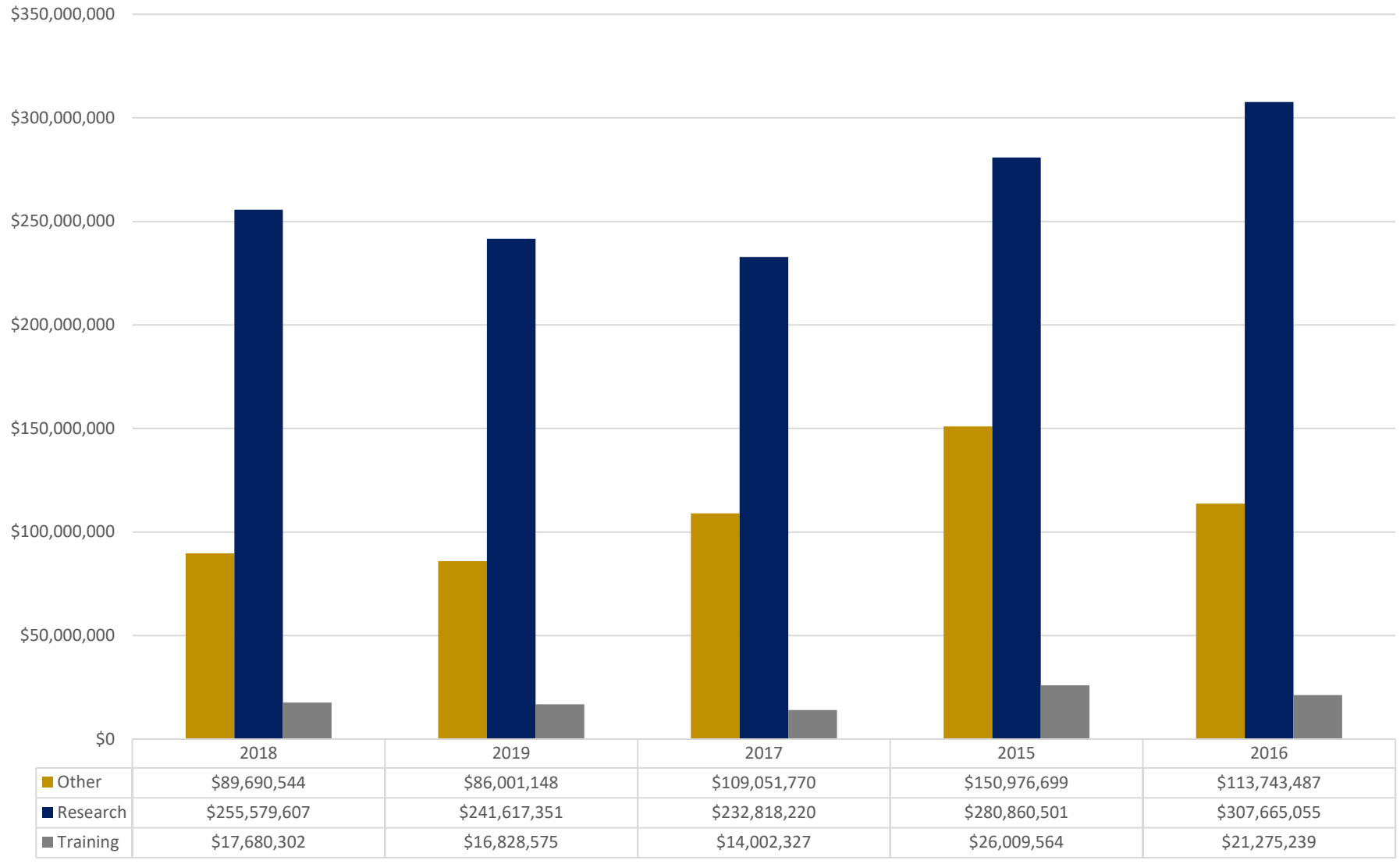
|                       | 2015          | 2016          | 2017          | 2018          | 2019          |
|-----------------------|---------------|---------------|---------------|---------------|---------------|
| ■ Total Expenses      | \$294,260,006 | \$308,559,994 | \$326,354,538 | \$353,976,906 | \$388,060,873 |
| ■ Outgoing Sub-Awards | \$37,186,573  | \$41,740,709  | \$43,644,082  | \$46,074,247  | \$53,265,507  |
| ■ % of Expense Total  | 12.64%        | 13.53%        | 13.37%        | 13.02%        | 13.73%        |

## School of Medicine Awards Incoming Sub-Awards Total Award Funding and Processed August FY15-FY19

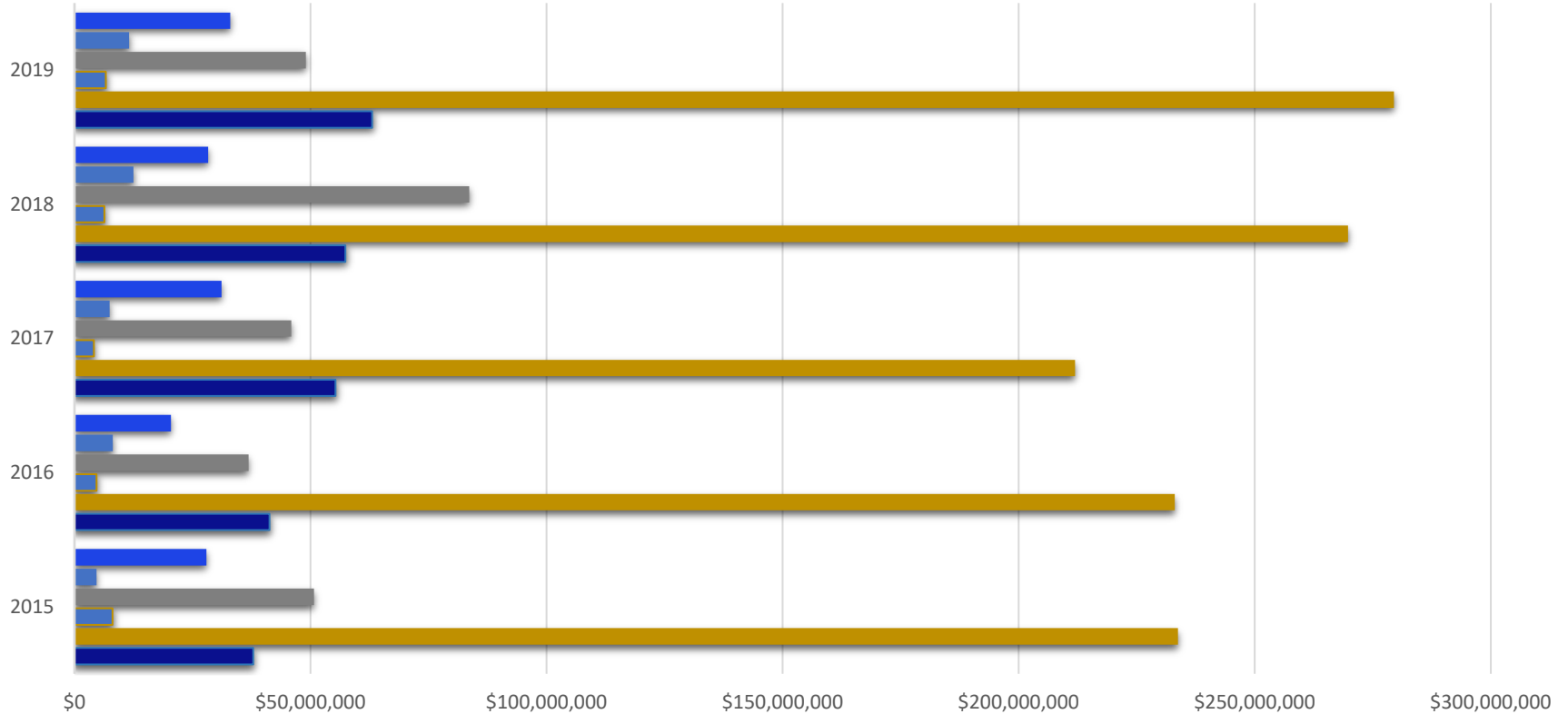


|   |               |               |               |               |               |
|---|---------------|---------------|---------------|---------------|---------------|
| ■ Total Award (Including Incoming Sub-Awards) | \$457,846,764 | \$442,683,781 | \$355,872,317 | \$362,950,453 | \$344,447,074 |
| ■ Total Incoming Sub-Awards                   | \$61,433,788  | \$72,306,184  | \$64,787,755  | \$59,686,299  | \$44,947,373  |
| ■ (Incoming Sub-Awards % of Total Award)      | 13.42%        | 16.33%        | 18.21%        | 16.44%        | 13.05%        |
| ■ Awards Processed                            | 2640          | 2631          | 2444          | 2190          | 2128          |

## School of Medicine Award Results by Research Type August FY15-FY19



## School of Medicine Award Results by Sponsored Type August FY15-FY19



|              | 2015          | 2016          | 2017          | 2018          | 2019          |
|--------------|---------------|---------------|---------------|---------------|---------------|
| ■ University | \$27,916,850  | \$20,425,823  | \$31,147,797  | \$28,313,613  | \$32,983,450  |
| ■ State      | \$4,656,713   | \$8,134,502   | \$7,436,256   | \$12,513,210  | \$11,532,421  |
| ■ Private    | \$50,752,534  | \$36,846,014  | \$45,911,599  | \$83,586,001  | \$48,999,808  |
| ■ Foreign    | \$8,042,115   | \$4,661,028   | \$4,123,374   | \$6,297,079   | \$6,633,195   |
| ■ Federal    | \$233,715,034 | \$233,072,436 | \$211,957,780 | \$269,758,067 | \$279,513,026 |
| ■ Corporate  | \$37,867,208  | \$41,307,271  | \$55,295,512  | \$57,378,792  | \$63,021,881  |