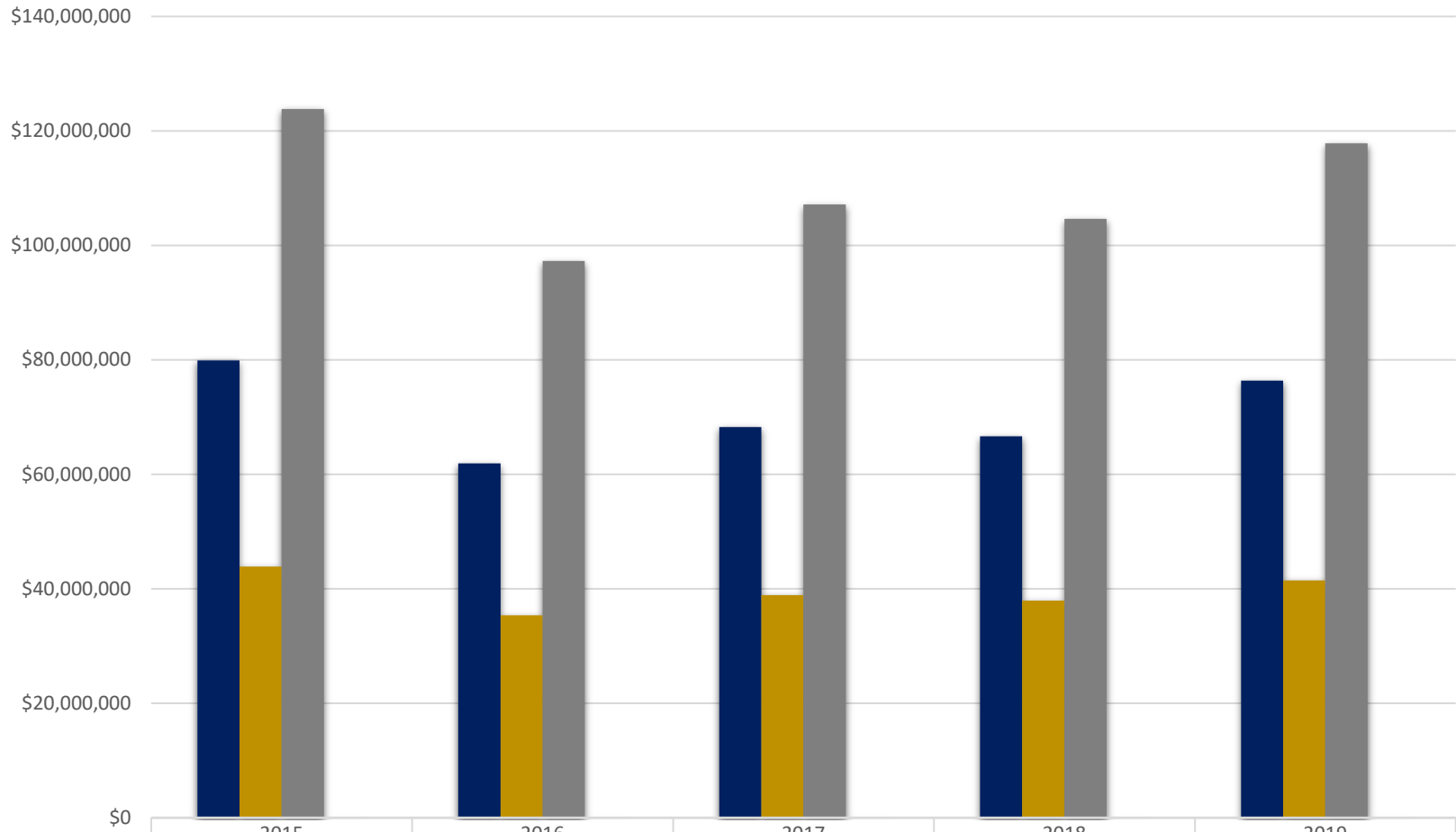


Yerkes Primate Center Proposals Submitted -Direct, Indirect and Total (\$'s) Processed August FY15-FY19

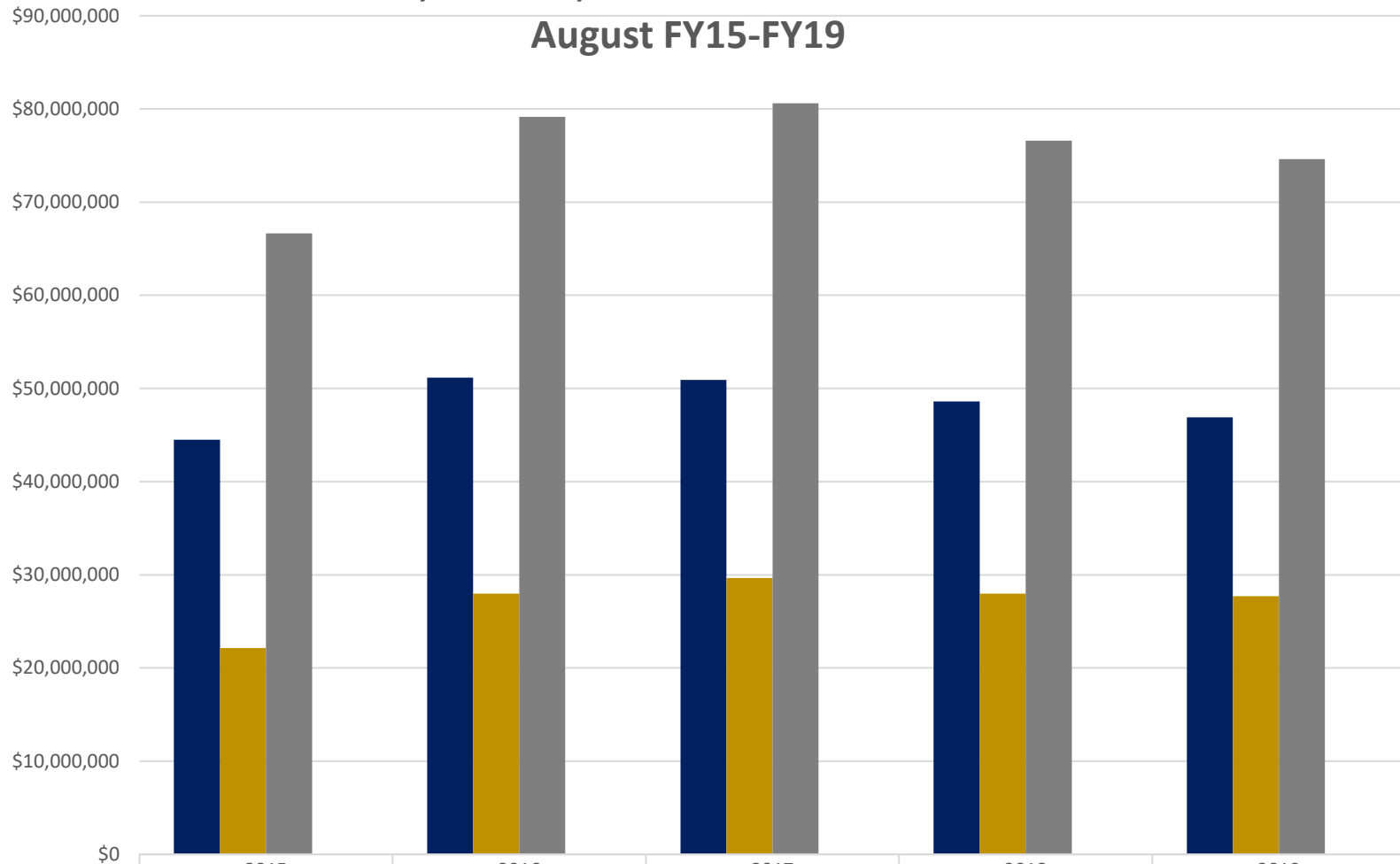


■ Direct Budget Amount	\$79,925,625	\$61,903,828	\$68,276,091	\$66,670,504	\$76,370,551
■ Indirect Budget Amount	\$43,890,697	\$35,393,405	\$38,874,449	\$37,959,652	\$41,473,878
■ Total Proposal	\$123,816,322	\$97,297,233	\$107,150,540	\$104,630,156	\$117,844,429
■ Proposals Processed Count	226	222	214	196	205

Yerkes Primate Center - Award Results

Direct, Indirect, Total and Award Processed

August FY15-FY19

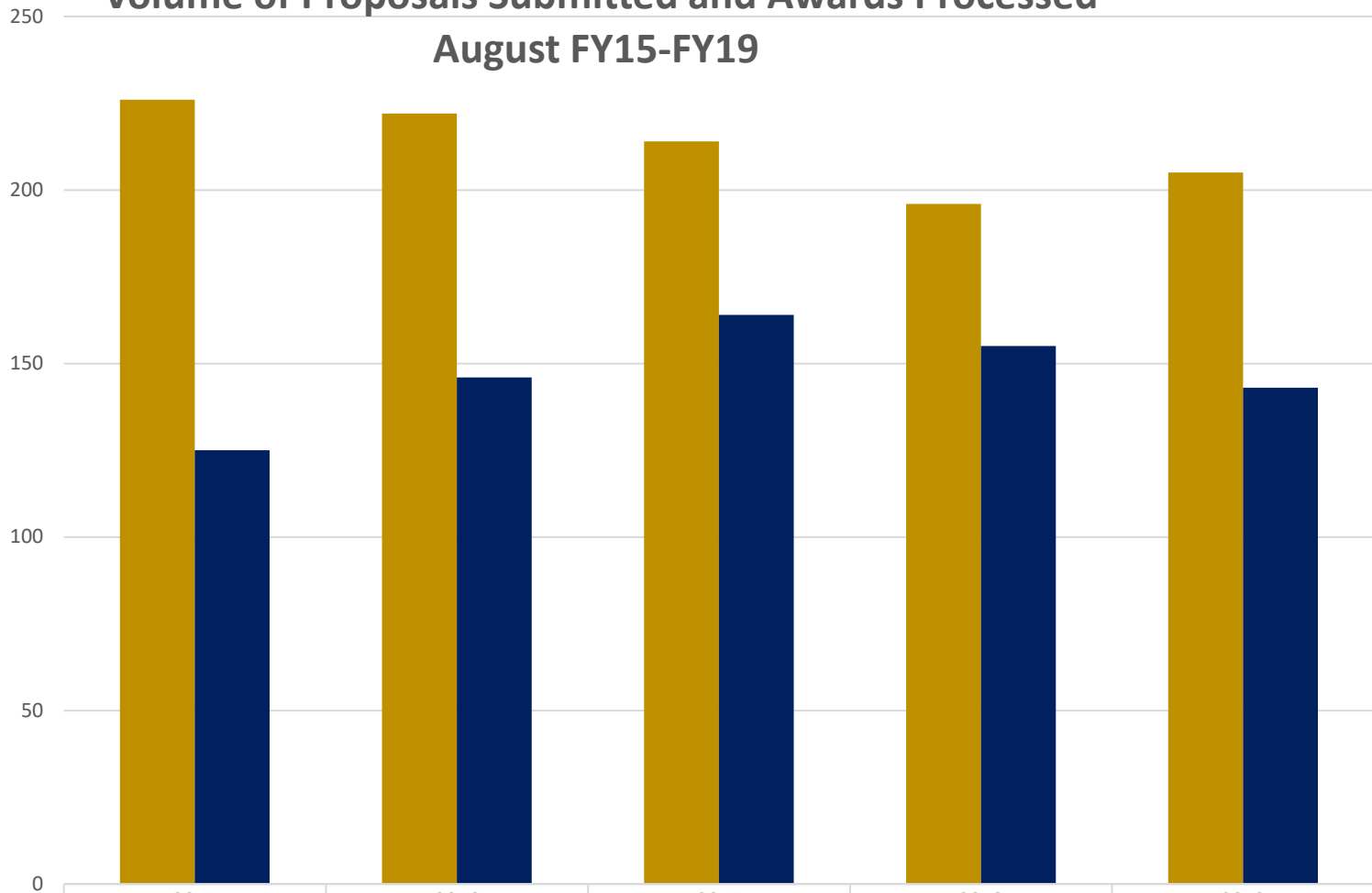


	2015	2016	2017	2018	2019
■ Direct (\$'s)	\$44,507,507	\$51,159,728	\$50,927,834	\$48,619,138	\$46,913,750
■ Indirect (\$'s)	\$22,132,651	\$27,994,673	\$29,665,794	\$27,981,539	\$27,708,277
■ Total Funding Total	\$66,640,158	\$79,154,401	\$80,593,628	\$76,600,677	\$74,622,027
■ Awards Processed	125	146	164	155	143

Yerkes Primate Center - Award Results

Volume of Proposals Submitted and Awards Processed

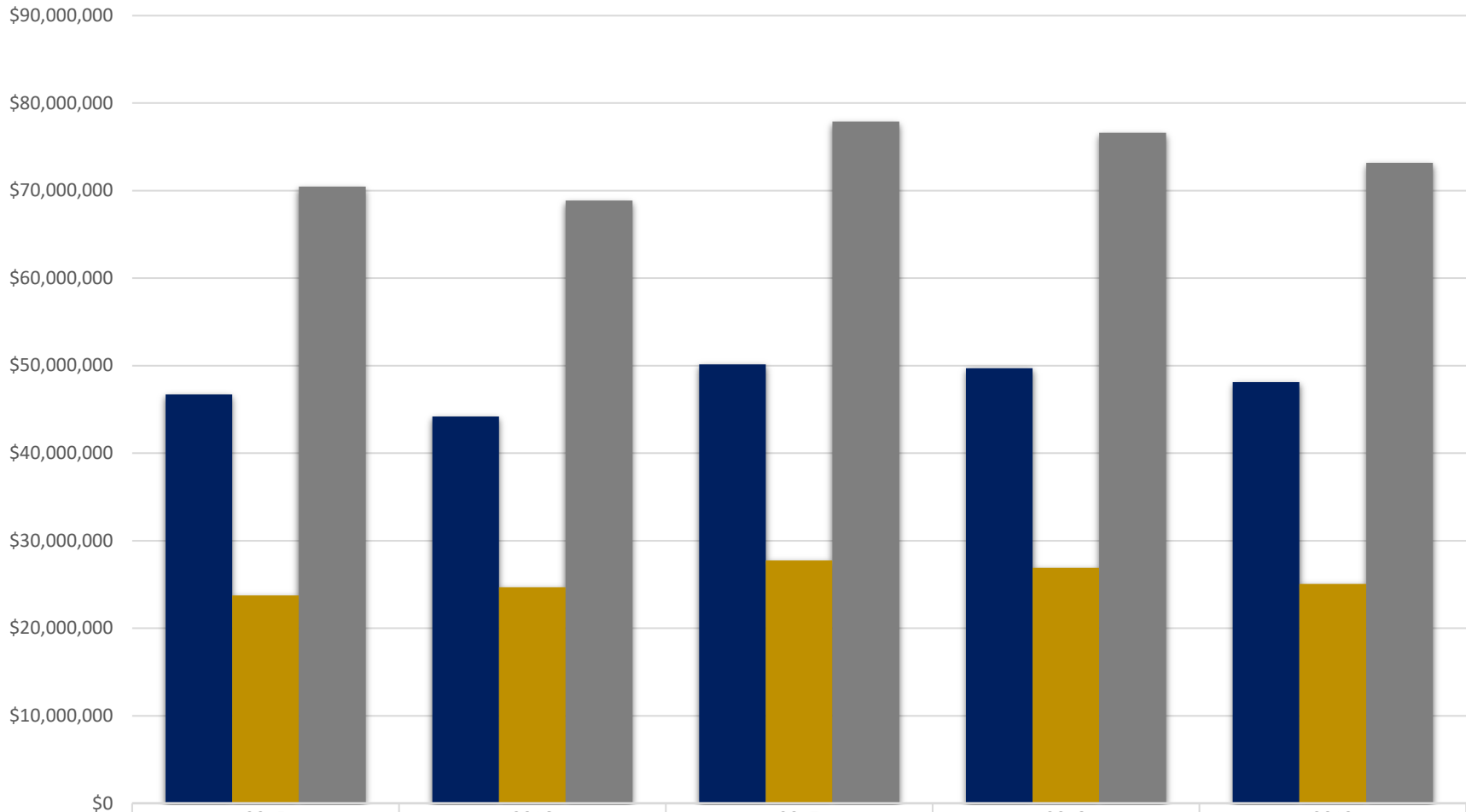
August FY15-FY19



■ Proposals Processed Count
■ Awards Processed

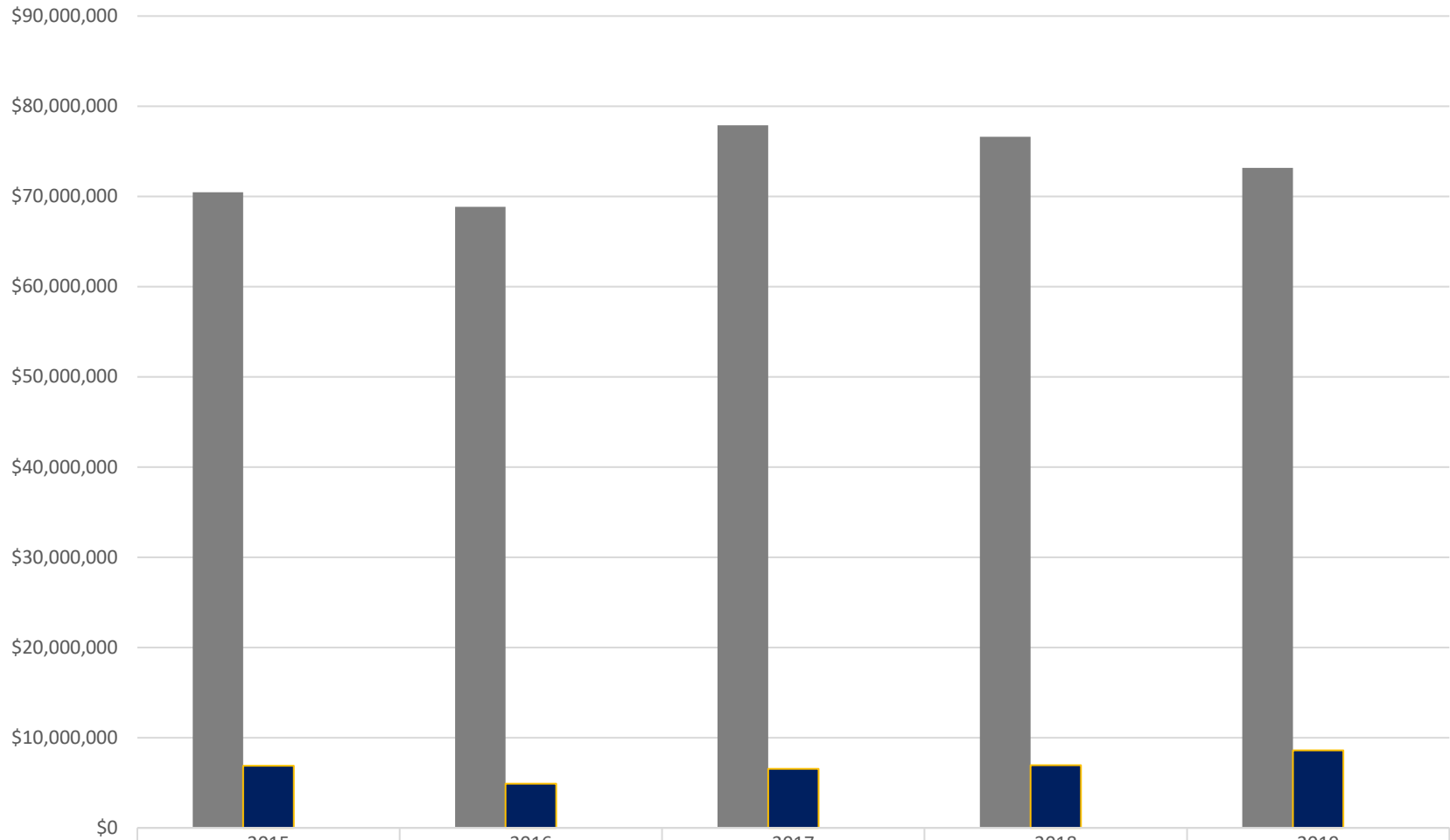
	2015	2016	2017	2018	2019
Proposals Processed Count	226	222	214	196	205
Awards Processed	125	146	164	155	143

Yerkes Primate Center - Sponsored Research Expenditures Direct, Indirect and Total August FY15-FY19



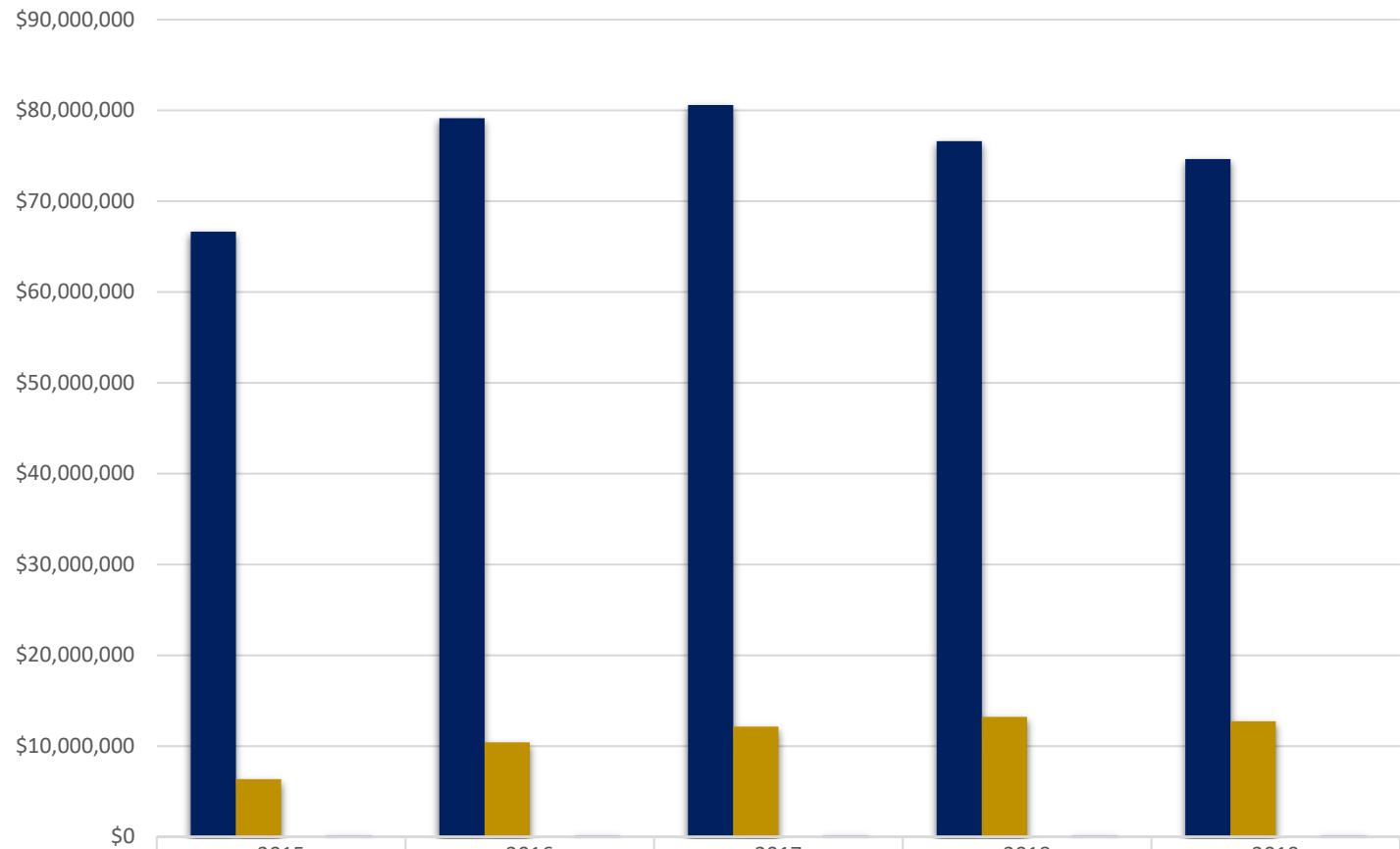
	2015	2016	2017	2018	2019
■ Direct (\$'s)	\$46,731,525	\$44,185,515	\$50,150,994	\$49,723,317	\$48,125,405
■ Indirect (\$'s)	\$23,746,337	\$24,676,337	\$27,728,979	\$26,896,606	\$25,054,766
■ Total Expenses	\$70,477,862	\$68,861,852	\$77,879,973	\$76,619,923	\$73,180,171

Yerkes Primate Center Sponsored Research Expenditures, Outgoing Sub-Awards August FY15-FY19



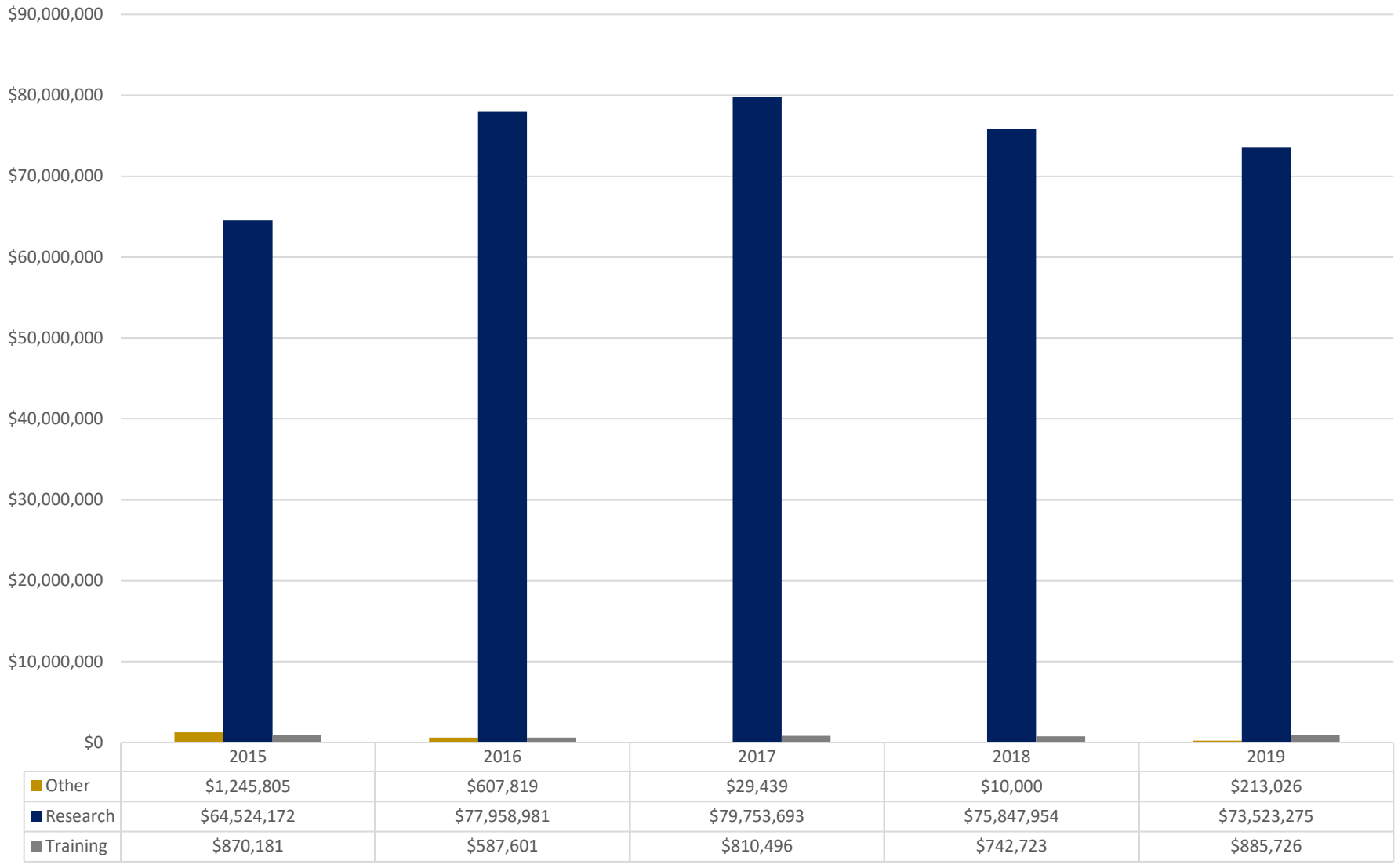
■ Total Expenses	\$70,477,862	\$68,861,852	\$77,879,973	\$76,619,923	\$73,180,171
■ Outgoing Sub-Awards	\$6,885,361	\$4,904,643	\$6,541,749	\$6,960,002	\$8,596,650
■ % of Expense Total	9.77%	7.12%	8.40%	9.08%	11.75%

Yerkes Primate Center Awards Incoming Sub-Awards Total Award Funding and Processed August FY15-FY19

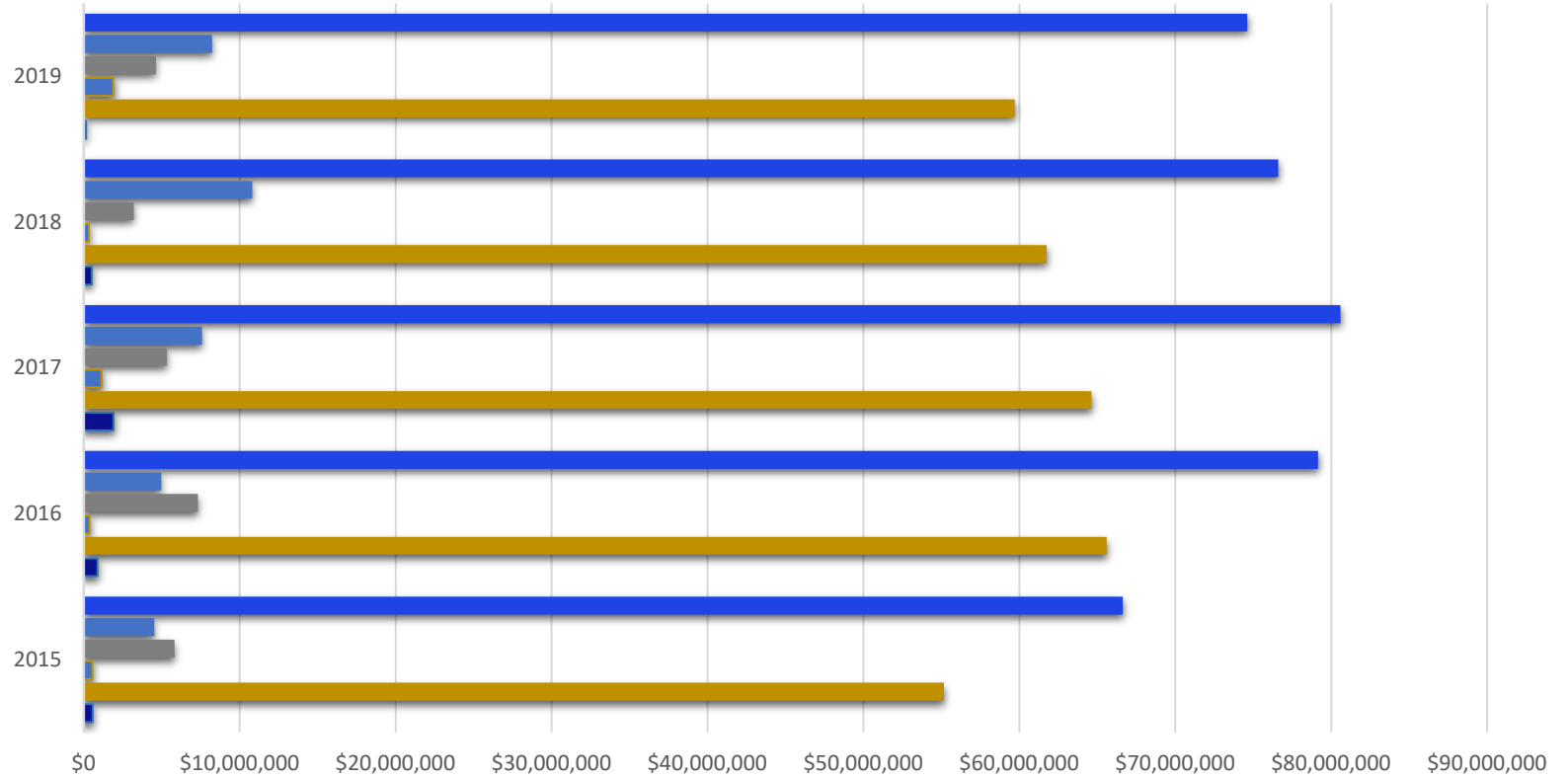


	2015	2016	2017	2018	2019
■ Total Award (Including Incoming Sub-Awards)	\$66,640,158	\$79,154,401	\$80,593,628	\$76,600,677	\$74,622,027
■ Total Incoming Sub-Awards	\$6,358,629	\$10,408,153	\$12,125,734	\$13,192,427	\$12,705,368
■ (Incoming Sub-Awards % of Total Award	9.54%	13.15%	15.05%	17.22%	17.03%
■ Awards Processed	125	146	164	155	143

Yerkes Primate Center Award Results by Research Type August FY15-FY19



Yerkes Primate Center Award Results by Sponsored Type August FY15-FY19



	2015	2016	2017	2018	2019
■ Total Funding Total Total	\$66,640,158	\$79,154,401	\$80,593,628	\$76,600,677	\$74,622,027
■ University	\$4,521,053	\$4,978,182	\$7,591,631	\$10,799,201	\$8,238,474
■ Private	\$5,822,426	\$7,322,490	\$5,331,009	\$3,212,513	\$4,630,418
■ Foreign	\$558,725	\$365,308	\$1,133,863	\$335,081	\$1,891,496
■ Federal	\$55,157,725	\$65,602,998	\$64,621,560	\$61,741,737	\$59,704,623
■ Corporate	\$580,229	\$885,423	\$1,915,565	\$512,145	\$157,016