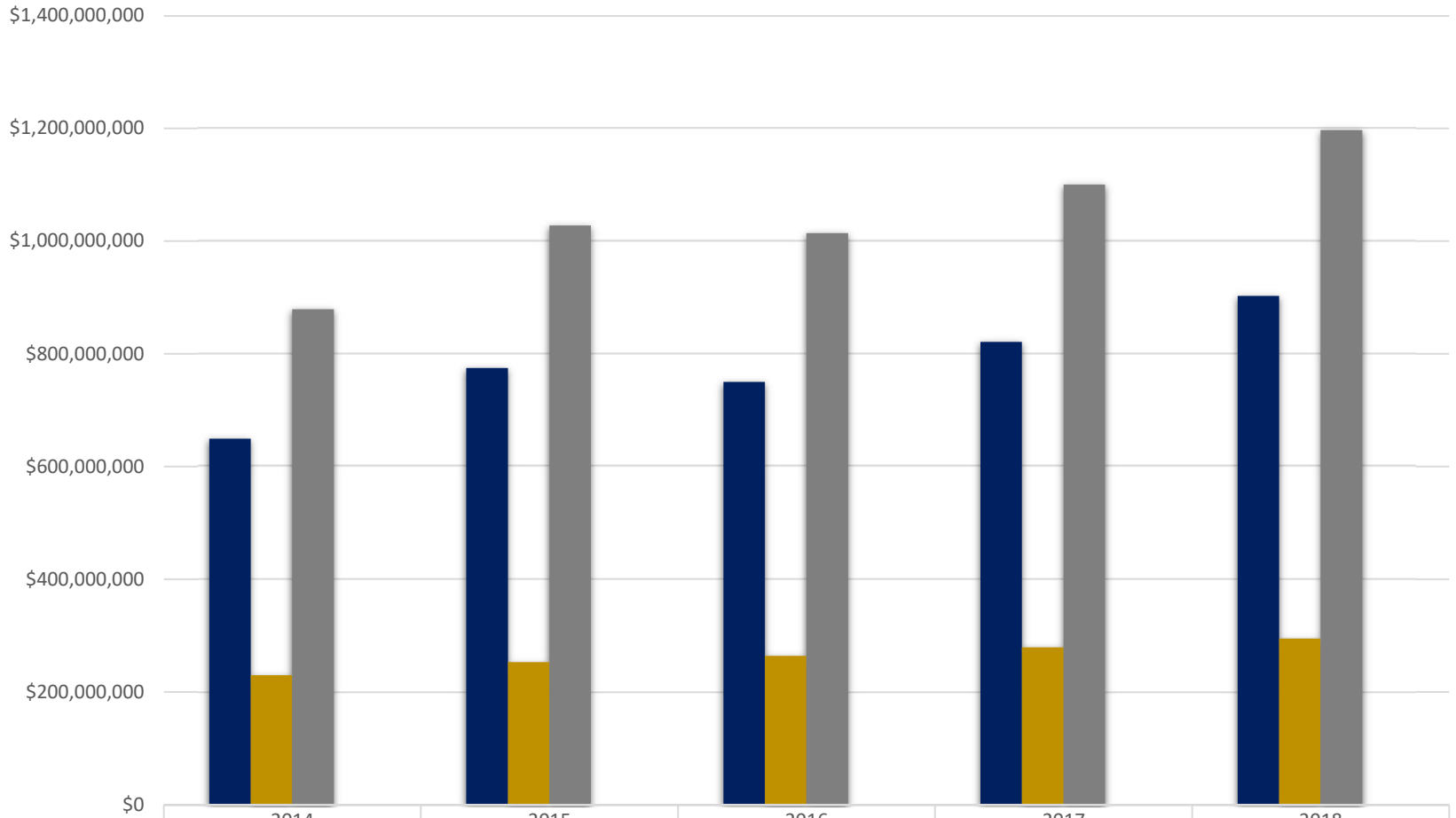


Emory University Proposals Submitted -Direct, Indirect and Total (\$'s) Processed August FY14-FY18

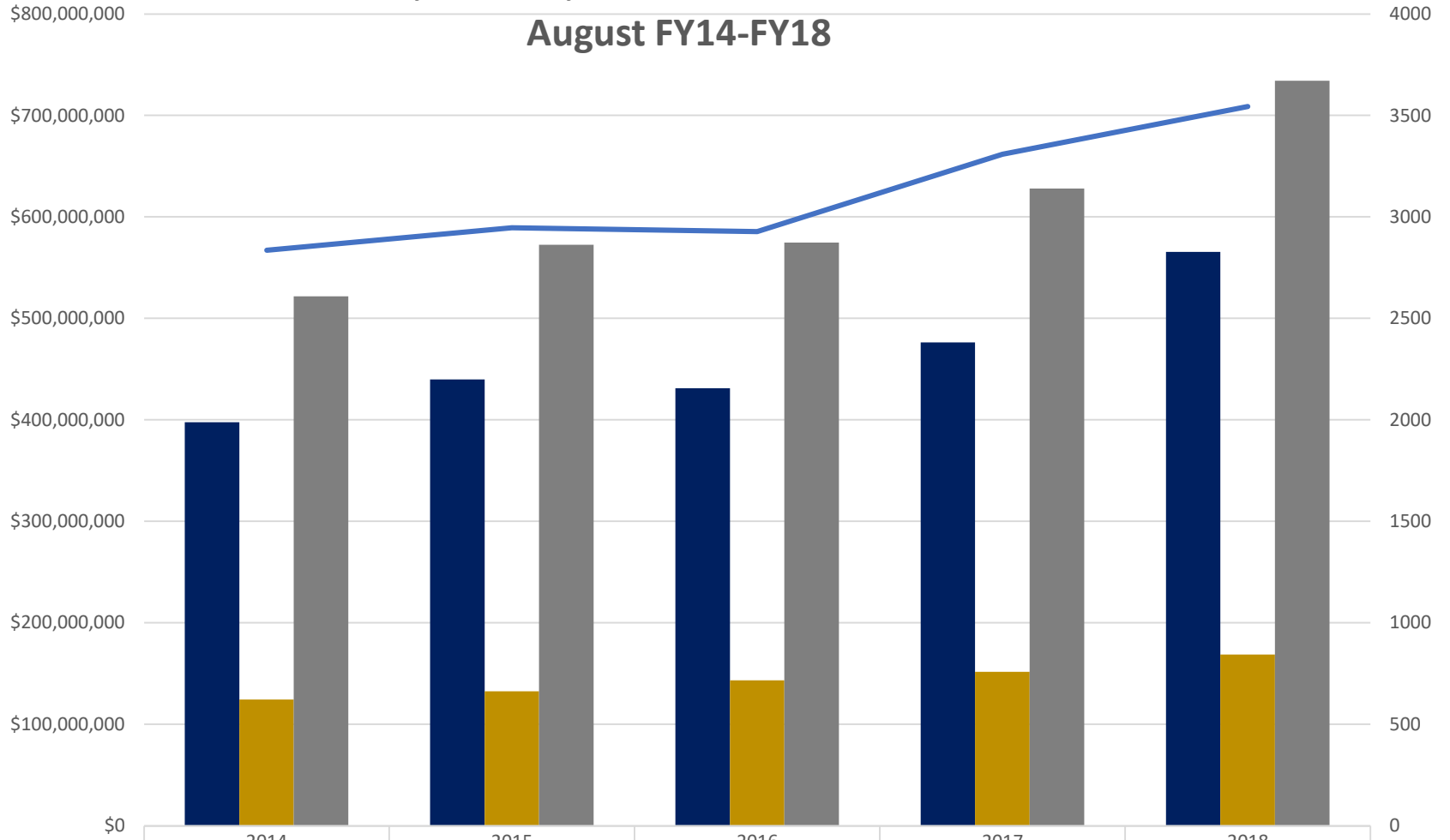


	2014	2015	2016	2017	2018
■ Direct Budget Amount	\$649,524,699	\$774,815,946	\$750,396,941	\$821,338,506	\$902,579,148
■ Indirect Budget Amount	\$229,814,014	\$252,821,756	\$263,858,710	\$278,966,936	\$294,561,849
■ Total Proposal	\$879,338,713	\$1,027,637,702	\$1,014,255,651	\$1,100,305,442	\$1,197,140,997
■ Proposals Processed Count	3831	3961	3959	4170	4410

Emory University - Award Results

Direct, Indirect, Total and Award Processed

August FY14-FY18

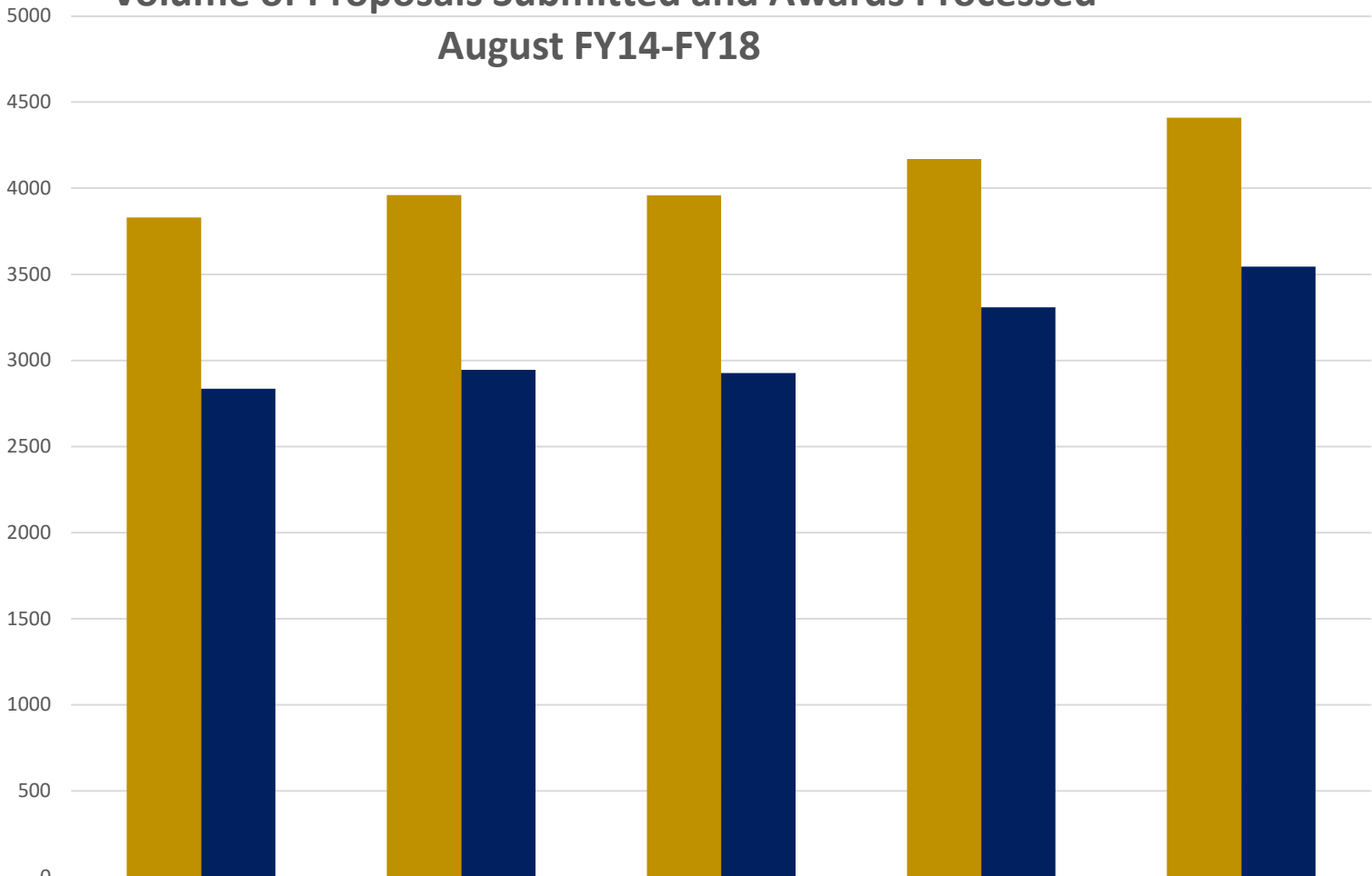


	2014	2015	2016	2017	2018
Direct (\$'s)	\$397,542,703	\$439,947,724	\$431,245,108	\$476,435,349	\$565,384,317
Indirect (\$'s)	\$124,284,486	\$132,461,813	\$143,348,346	\$151,584,070	\$168,657,740
Total Funding Total	\$521,827,189	\$572,409,537	\$574,593,454	\$628,019,419	\$734,042,057
Awards Processed	2836	2946	2927	3308	3545

Emory University - Award Results

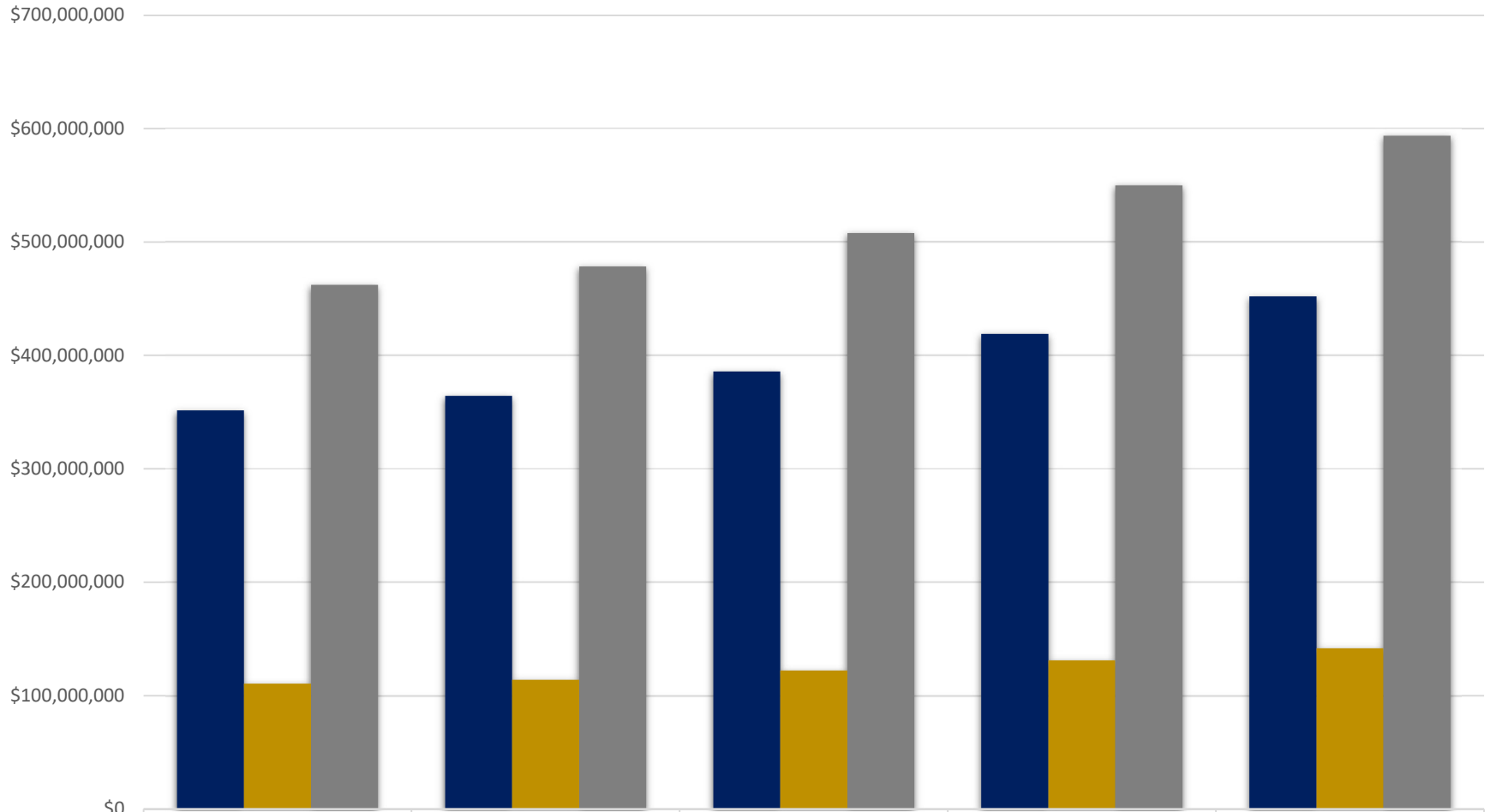
Volume of Proposals Submitted and Awards Processed

August FY14-FY18



	2014	2015	2016	2017	2018
■ Proposals Processed Count	3831	3961	3959	4170	4410
■ Awards Processed	2836	2946	2927	3308	3545

Emory University - Sponsored Research Expenditures Direct, Indirect and Total August FY14-FY18

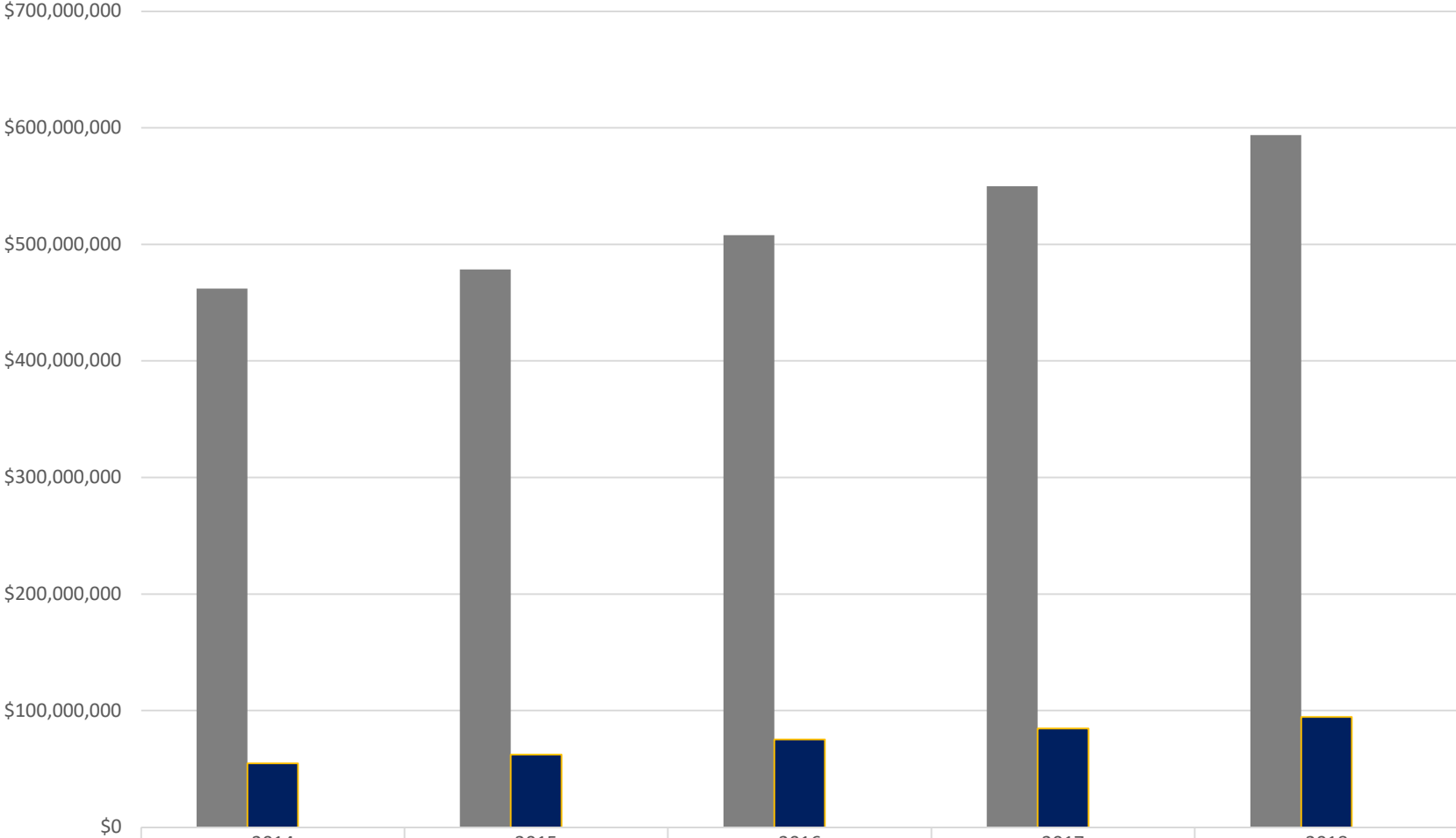


	2014	2015	2016	2017	2018
■ Direct (\$'s)	\$351,580,694	\$364,339,526	\$385,841,418	\$418,909,272	\$452,089,493
■ Indirect (\$'s)	\$110,562,282	\$113,993,779	\$122,082,147	\$130,995,337	\$141,648,258
■ Total Expenses	\$462,142,975	\$478,333,305	\$507,923,566	\$549,904,609	\$593,737,751

Emory University

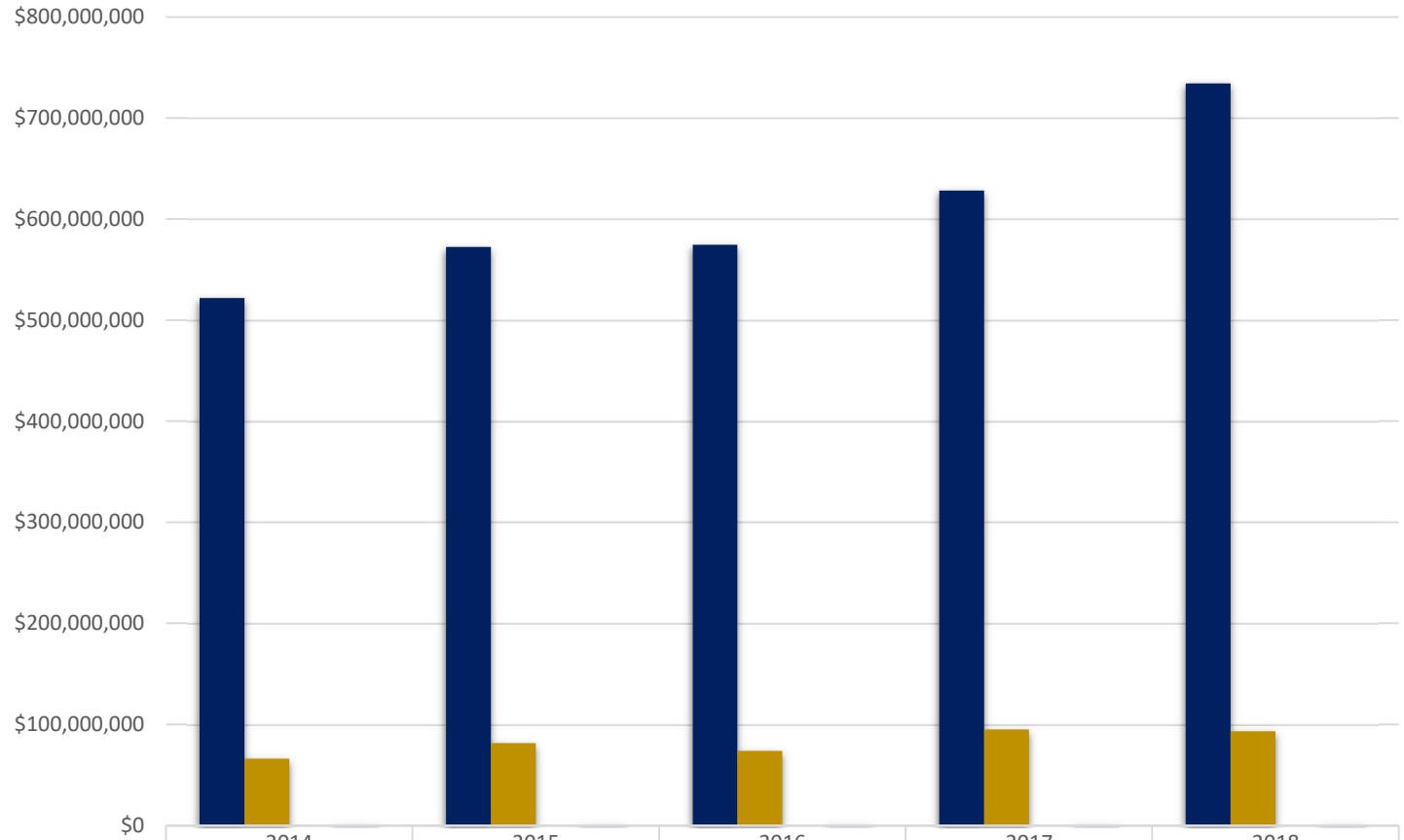
Sponsored Research Expenditures, Outgoing Sub-Awards

August FY14-FY18



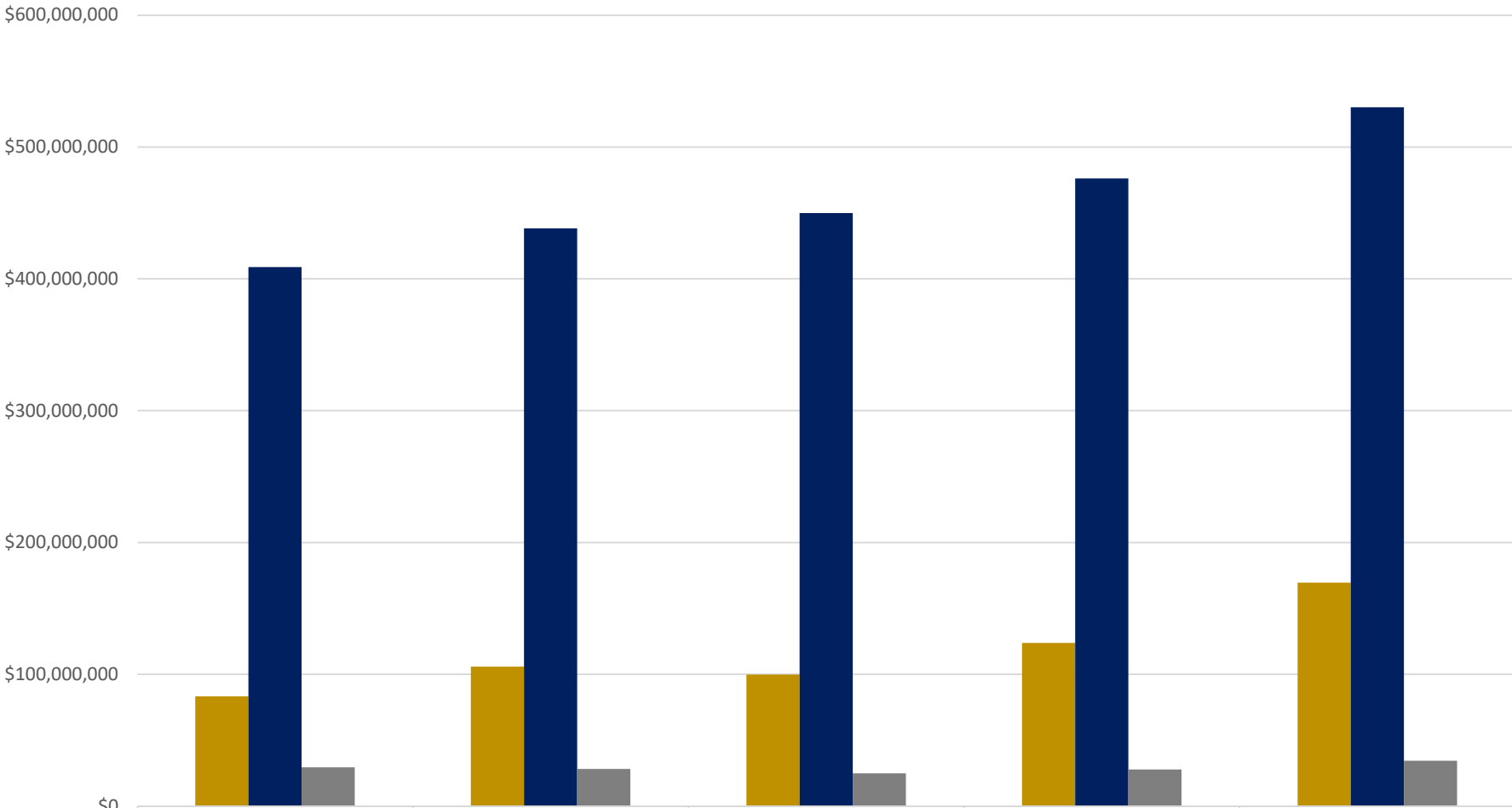
	2014	2015	2016	2017	2018
■ Total Expenses	\$462,142,975	\$478,333,305	\$507,923,566	\$549,904,609	\$593,737,751
■ Outgoing Sub-Awards	\$54,854,012	\$62,334,344	\$75,315,093	\$84,693,296	\$94,580,701
■ % of Expense Total	11.87%	13.03%	14.83%	15.40%	15.93%

Emory University Awards Incoming Sub-Awards Total Award Funding and Processed August FY14-FY18



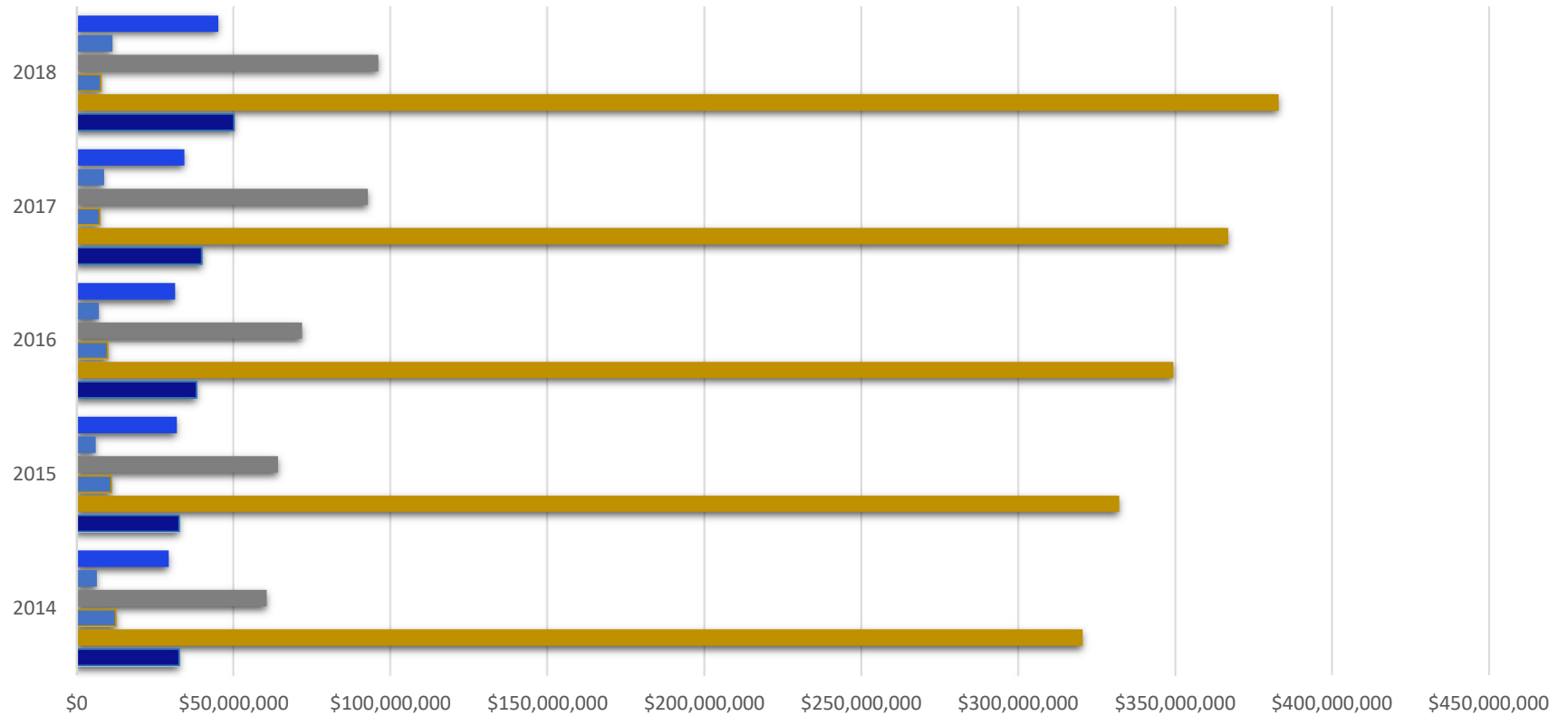
	2014	2015	2016	2017	2018
■ Total Award (Including Incoming Sub-Awards)	\$521,827,189	\$572,409,537	\$574,593,454	\$628,019,419	\$734,042,057
■ Total Incoming Sub-Awards	\$66,047,948	\$81,520,491	\$73,747,775	\$94,936,760	\$93,178,860
■ (Incoming Sub-Awards % of Total Award	12.66%	14.24%	12.83%	15.12%	12.69%
■ Awards Processed	2836	2946	2927	3308	3545

Emory University Award Results by Research Type August FY14-FY18



	2014	2015	2016	2017	2018
Other	\$83,418,841	\$105,819,632	\$99,849,475	\$123,879,574	\$169,479,685
Research	\$408,913,968	\$438,229,118	\$449,847,420	\$476,171,094	\$530,025,132
Training	\$29,494,380	\$28,360,787	\$24,896,559	\$27,968,752	\$34,537,241

Emory University Award Results by Sponsored Type August FY14-FY18



	2014	2015	2016	2017	2018
■ University	\$29,377,641	\$31,935,466	\$31,414,969	\$34,304,665	\$45,118,749
■ State	\$6,439,471	\$6,112,504	\$7,055,697	\$8,754,472	\$11,472,620
■ Private	\$60,572,396	\$64,166,171	\$71,797,070	\$92,849,440	\$96,103,878
■ Foreign	\$12,475,609	\$11,048,727	\$9,849,736	\$7,364,119	\$7,719,634
■ Federal	\$320,574,394	\$332,229,371	\$349,496,071	\$366,940,576	\$383,043,911
■ Corporate	\$32,691,253	\$32,706,607	\$38,186,414	\$39,872,379	\$50,107,295