

OFFICE OF RESEARCH ADMINISTRATION ANNUAL REPORT: FISCAL YEAR 2016



Dr. David L Wynes, Vice President of Research Administration

Executive Summary

Flexibility and innovation continue to be of great importance for research due to its dynamic nature. We are continually evaluating to improve processes and operations and this year has been no different, as we have guided many changes and improvements in Research Administration.

Over FY16, our focus has been on reorganizing both staff and tasks to build a stronger foundation for the administration of research at Emory. While addressing numerous federal regulatory changes and providing feedback to federal agencies on pending and proposed regulatory changes, ORA has continually sought opportunities to improve our ability to administer awards in as efficient manner as possible. Working collaboratively across Emory, a number of initiatives have been completed or are in process that will reduce administrative burden. These include improvements to the Compass System, streamlined transition of materials between RAS and central departments, improved reporting tools, development of a new training program for research administrators designed to meet Emory's new organization, and development of a leadership pipeline to train and develop future leaders in research administration.

This year, the focus will be on continuing to reduce administrative burden, within the constraints provided by regulatory requirements. Further review of processes, in depth reviews of roles and responsibilities, and town halls with researchers are anticipated to provide additional opportunities for identification of opportunities to improve our ability to provide support to Emory's research community.

Some highlights of FY16 are below:

We once again had a record year in FY16, having received \$574.6M in sponsored funding awards. ORA also processed over \$1 Billion in sponsored funding proposals for the 2nd year in a row. The volume of sponsored awards received by Emory University has increased by 77% since FY05 and this year marks the 7th year in a row of sponsored funding in excess of \$500M. Subcontracts issued continued to rise to the highest levels ever with a 26% increase in the last five years.

Federal awards made up 68% of funding. The National Institute of Health was, again, the top sponsor with 58% of the total sponsored funding, and 85% of all awards (by dollar) were government funded. The Bill and Melinda Gates Foundation was the 2nd highest ranked sponsor awarding 4.5% of Emory's total sponsored funding.

Implementation of Research Administration Services units remained a key University and ORA priority. We were able to maintain our pace of implementation, even with space and other obstacles, and all RAS Units are now fully launched. We are currently in the process of refining the incorporation the School of Nursing into the Public Health RAS as well as incorporating professional schools and units with a small number of external awards (e.g., Law, Business, Ethics Center, etc.) into the CAPS RAS.

EHSO is currently working in collaboration with leaders from Emory Health Care to develop a responsibility matrix for the full range of EHS functions in order to not only identify individuals and

units responsible for items but also to assure that all functions are identified with an administrative home. This is closely aligned with our ongoing development of Emory's Occupational Medicine program. Led by Dr. Scott Henderson, this program is evaluating existing programs as well as needs across the University and Health Care in order to assure that we are providing not only the necessary coverage but also collecting the necessary data to evaluate and improve our occupational health program.

Emory's IRB was recognized this past year for its outstanding operation through its AAHRPP reaccreditation. Particularly notable is the fact that the site visitors identified no deficiencies or even suggestions for improvement, which is an extremely rare and impressive occurrence.

ORA's multiyear engagement with LITS to advance research administration information technology has continued to progress. We have implemented the new BioRaft system for the biosafety program at EHSO, with other components to come in the next year, and are continuing on major upgrades for IACUC's TOPAZ as well as evaluating enhancements to SAM Kiosk, eIRB and eCOI. There are opportunities here that we will continue investigating in the coming year.

In 2015 we did an evaluation of the Contracts team and given the continued strong, national interest in academic and industry partnering at all levels, the reporting line for the industry contracting group was moved to the Office of Technology Transfer late in FY15. In FY16, OTT successfully integrated the Industry Contracting group into the OTT structure. A major accomplishment to emerge from this transition has been the creation of an improved report portal that greatly simplifies workload analysis and performance. This allows us to identify bottlenecks and implement process improvements. We can now track this information for individuals and the team as a whole while also making the process transparent to campus.

INSTITUTIONAL REPORTING, INTEGRATION, COMMUNICATION & EDUCATION
OFFICE OF SPONSORED PROGRAMS (OSP)
Kerry Peluso
Associate Vice President for Research Administration

Overview

Following a prior year of very high growth in FY15 and with a very competitive and uncertain funding environment, Emory's total awards received continued to grow (from last year) to \$574.6m. The number of proposals processed through OSP remained consistent with the level from FY15 with 3,959 totaling \$1.014b. The number of subcontracts issued by OSP has continued to increase in FY16 with a 2.22% increase from FY14 and a 38% increase from FY11.

FY16 was a period of adjustments and emerging opportunities for OSP. Redefining and clarifying roles and responsibilities was a large exercise following the restructuring with OTT and the post award Finance Grants and Contracts (FGC) unit. These organizational changes brought a number of changes for OSP. OSP continued to work closely with the RAS organization to further streamline processes and procedures. OSP also worked closely with the Division of Finance to design a new streamlined process for award setup in Compass as well as identifying other opportunities for improvements within Compass.

During FY16, ORA has more clearly defined areas of responsibilities with the creation of a group dedicated to reporting, communication, education and integration of activities (Institutional Reporting, Integration, Communication & Education –IRICE). This group handles institutional reporting related to research and research administration, research administration foundational education and related coordination, research administration communication and the integration of activities which includes the documentation of roles and responsibilities (and related activities/tools). This group works closely with OSP and the other departments involved in research administration at Emory (both within and outside of the Office of Research Administration).

During this period, significant effort has been provided to several other projects including the final implementation of Uniform Guidance (including implementation of an online elearning module), work on the development of a federal contracts toolkit, and the development of a new subrecipient monitoring program. The Compass Upgrade Project is anticipated to bring numerous improvements for pre and post award research administration. With a higher level of knowledge related to the PeopleSoft system at Emory and the additional insights gained by OSP/FGC and others speaking to other institutions/consultants, working with ORACLE and reviewing current configuration, OSP/Emory is now in a strong position to improve how the PeopleSoft System works for Emory. Significant improvements to the system were in development at the close of FY 16 with a planned implementation of November 2016.

OSP has continued to work closely with the RAS Team to develop new strategies to work efficiently

with the focus on how to best support our researchers. One area of focus has been developing an enhancement within Compass to communicate and track necessary proposal changes to RAS Units allowing both RAS and OSP to identify areas where additional education, communication, or process review may be needed. OSP and RAS also worked closely on handling the transition of HHS funded projects to the PMS sub-accounts. This required most ongoing HHS agency funded awards to have new Compass projects established for them at the time of continuing renewal. Working closely with RAS and FGC, a plan was developed to streamline this process and ensure that spending was able to continue on sponsored projects without unnecessary delays.

During FY17, with the final implementation of RAS and the Compass Upgrade, we look forward to expanded opportunities to improve processes and systems. Areas of heavy focus will include the continued the improvement of reporting options, more clearly defined roles and responsibilities across the research administration infrastructure, and a comprehensive redevelopment of the central research administration educational program which will better support the new research support structure within Emory.

KEY ACCOMPLISHMENTS

1. **Redevelop RAE Foundational Training Program:** Comprehensive redesign and plan for redevelopment of RAE Certification Program completed. Stakeholder group formed. Two modules went live and several others in production.

During FY16, Training completed:

- Provided 23 classes and 969 Emory Research Administrators attended these sessions.
 - This included 13 web facilitated courses including NCURA webinars, ERAZ online ELMS version, and RAE online prerequisite classes. 295 participated in these training opportunities.
 - Certified 54 staff in the RAE program.
2. **Organizational Changes: Managed transition of responsibilities between units as a result of reorganizations within Finance and ORA:** Non-ORA responsibilities have transitioned as planned to FInance. Have continued to work closely with RAS on the implementation of Units.
 3. **Manage implementation of Uniform Guidance at Emory:** Led the implementation, communication, education and policy revision issues related to the implementation of Uniform Guidance at Emory. Designed, developed, and implemented online Uniform Guidance elearning module.
 4. **Compass Upgrade: Participate in review, design, and development necessary for Compass Upgrade:** Participation includes participating in workflow analysis, development of new system functionality, project leadership participation, and communication initiatives
 5. **Executive and Strategic Dashboards: Develop dashboards on high level information regarding research proposals, awards and funding for executives and for the Strategic Advisory Board:** Additional dashboards and reporting tools were developed and implemented to communicate metrics to the Strategic Advisory Board. For executive dashboards, layout developed to be implemented in FY17.
 6. **Work collaboratively with the Council of Governmental Relations (COGR) and the Federal Demonstration Partnership (FDP): Represent Emory's concerns, address upcoming regulatory changes, and make efforts to reduce regulatory burden:** Emory joined the second cohort of the FDP

Expanded Clearinghouse Pilot with Holly Sommers, OSP Director, leading this initiative; Kerry Peluso serves on COGR's Board and Research & Regulatory Reform Committee and has been actively involved in a variety of initiatives including concerns related to, but not limited to, Single IRB, Common Rule, and the many issues related to the implementation of Uniform Guidance.

7. **Work closely with RAS and FGC to manage the DHHS payment management system transition:** OSP and RAS worked closely to ensure that the requirement so set up hundreds of new projects for existing awards was coordinated and handled smoothly resulting in no unnecessary loss of ability to spend funds on research.
8. **Complete subcontract/subaward manual, subrecipient monitoring program, and revised subaward template:** This goal was achieved in FY16 as efforts related to subaward/subcontracting processes shifted out of necessity toward addressing the Uniform Guidance requirements related to Subrecipient Monitoring. As part of the Uniform Guidance related work, revised subaward templates were drafted to ensure that all subaward documents issued conformed with UG requirements. The revised templates include the standard federal subaward template, the federal subaward template used for international/foreign subrecipient organizations, and the federal subaward templates used for conduct of multi-site clinical trials where an Emory faculty member is the Sponsor/Investigator.
9. **Finalize completion of OSP Policy and Procedure Manual to address changes necessitated through the roll out of RAS:** Revision to the OSP Policy and Procedure Manual will remain a goal in FY17. While much work had been done to finalize the manual with respect to the roll out of the RAS, the restructuring of the OSP Contracts group (with non-industry contracts remaining in OSP and industry contracts moving to OTT) will necessitate additional updates to the manual. Additionally, process changes related to the Compass Upgrade will now need to be captured in the OSP Policy and Procedures Manual as the award set-up process has significantly changed as part of the Compass Upgrade.
10. **Reduce average award setup time from 11 days to 10 days or less by improving efficiencies through revised procedures, tools and templates as well as other efforts to assist staff in improving setup time:** The average award set-up time for FY16 was ten (10) business days.

Funding Highlights and Milestones

- A total of \$574.6 million was awarded from all extramural sources of sponsored research and training in FY16, which reflected a .38 % increase from FY15.
- Of that total, \$431.3 million (76.06%) and \$132.6 million (24.9%) were awarded in direct and indirect costs, respectively. FY15 reflected a 77%-to-23% split.
- The School of Medicine received \$348.0 million reflecting approximately 60.6% of the total dollars awarded. The total for the School of Medicine represents a 4% decrease from FY15. Of this total, \$210.9 million was awarded from the National Institutes of Health, reflecting a 6.2% increase from FY15 in NIH Funding received by the School of Medicine.
- The Rollins School of Public Health received \$94.8 million reflecting approximately 16.5% of the total dollars awarded. This total represents an increase of 5.31% from FY15.
- The Yerkes National Primate Research Center received \$79.1 million reflecting approximately 13.8% of the total dollars awarded. This total represents an increase of 19% from FY15.

- Emory College received \$28.7 million reflecting approximately 5% of the total dollars awarded. This total represents a decrease of 8% from FY15.
- The Nell Hodgson Woodruff School of Nursing received \$15.1 million reflecting 2.6% of the total dollars awarded. This total represents an increase of 6% from FY15.
- The total funding in the Woodruff Health Sciences Center was \$540.2 million reflecting 94% of the total \$574.6 million awarded to the University.
- The federal government, Emory's largest sponsor, awarded \$389.7 million reflecting 67.8% of total dollars awarded. This was a 3.92% increase from FY15.
- The private sector, Emory's second largest sponsor, funded \$84.2 million in research (14.7% of the total dollars awarded). This reflected a 10.5% decrease from FY15.
- Third in providing research support was funding from corporations which granted \$47.5 million (8.3% of total). Corporate sponsored funding increased 6.1% from FY15.
- Of the federal agencies, the National Institutes of Health (NIH) was again Emory's largest sponsor of research awards. NIH awarded \$333 million (11.3% decrease from FY15). The NIH support accounted for 85.45% of total federal dollars obligated to Emory and 57.96% of all funding received.
- Since FY09, Emory has grown from \$484.3 million in FY09 to \$574.6 million in FY16; this represents an increase of 18.66%.
- The ten departments that with the highest level of awards received \$342.7 million or 59.6% of the total dollars awarded.
 - Department of Medicine with \$86.1 million (increased 10.27%)
 - Department of Pediatrics with \$49.0 million (decreased 5.5%)
 - Yerkes, Emory Vaccine Center with \$35.0 million (increased 53.16%)
 - Department of Pathology with \$26.1 million (decreased 26.94%)
 - Department of Neurology with \$23.5 million (increased 12.20%)
 - Department of Hematology/Oncology with \$23.3 million (increased 9.89%)
 - Department of Global Health Institute with \$21.5 million (increased > 100%)
 - Department of Global Health with \$20.7 million (decreased 5.53%)
 - Department of Epidemiology with \$20.7 million (increased 11.52%)
 - Department of Genetics with \$20.2 million (increased 18.02%)
- The total number of proposals submitted to all sponsors was 3,959 reflecting a .05% decrease from FY15. The total dollars requested decreased in FY16 to \$1,014.2 million, reflecting a 1.30% decrease from FY15 (\$1027.6 million).
- Of the \$1,014.2 million in proposals requested during FY16, \$722 million (71.2%) was requested from federal sources.
- A total of 1,104 subcontracts were issued by Emory on research grants and contracts during FY16. This was an increase of 2.22% from the amount issued in FY15 (1080) and an increase of 38% since FY11 (801).

Key Goals FY17

1. **Redevelop Research Administration at Emory (RAE) Foundational Training Program:** Lead/manage the completion of the redesign and development of the RAE Certification Program ensuring that much of the program is converted to online presentations so that it is readily accessible and ensures efficient use of staff time (those providing and receiving training). This includes the development of online eLearning modules.
2. **Compass Upgrade:** OSP will continue to be very actively involved in testing the Upgrade, as well as participate in development of training materials and redesign of business processes.
3. **Update the Research Administration Sponsored Programs Handbook:** Update the online handbook to reflect changes resulting from Compass Upgrade and implementation of Uniform Guidance.
4. **Federal Contracts Toolkit:** Lead and complete this initiative including completing the workflow map and process review, roles and responsibilities matrix with accompanying RACI doc, training, and actual toolkit.
5. **RAS Transition:** Continue to work closely with RAS to streamline processes and seek opportunities to improve efficiency.
6. **Roles & Responsibilities Portal:** Develop and implement an online portal for Roles and Responsibility documentation including R&R docs for Grants, Federal Contracts, Industry Contracts and Clinical Trials, and Training Grants.
7. **Work collaboratively with the Council of Governmental Relations (COGR) and the Federal Demonstration Partnership (FDP):** Represent Emory's concerns, address upcoming regulatory changes, and make efforts to reduce regulatory burden: Emory is participating in the second cohort of the FDP Expanded Clearinghouse Pilot with Holly Sommers leading this initiative; Kerry Peluso serves on COGR's Board and Research & Regulatory Reform Committee and has been actively involved in a variety of initiatives including concerns related to, but not limited to, Single IRB, Common Rule, and the many issues related to the implementation of Uniform Guidance.
8. **Identify alternative to SAM Kiosk:** Identify an alternative solution and work with IT and FGC to develop a timeline for development and implementation.

RESEARCH ADMINISTRATION SERVICES (RAS)
Kathleen Bienkowski
Associate Vice President for Research Administration

Overview

FY 2016 represented a milestone for Research Administration Services (RAS) as the implementation of the model was completed. RAS began the year with six units operational and launched the remaining three units in FY16. The three units launched in FY16 were:

1. ABOSS RAS Unit – Launched September 2015; This RAS unit services Anesthesiology, Brain Health, Orthopedics and Surgical Services
2. CAPS RAS Unit – Launched May 2016; CAPS stands for Colleges and Professional Schools; This RAS unit services Emory College of Arts and Sciences, Goizueta Business School, Emory University School of Law, Candler School of Theology, Laney Graduate School, the Provost's Office and various others areas across the university with sponsored research grants.
3. HSS RAS Unit – Launched June 2016; The HSS RAS unit stands for Hospital and Specialty Services and services several departments in the School of Medicine including Emergency Medicine, Obstetrics and Gynecology, Dermatology, Ophthalmology and Pathology.

In addition, the School of Nursing was assimilated into the RAS unit that services the Rollins School of Public Health. That RAS unit is now called PHN RAS which stands for Public Health/Nursing RAS.

A “RAS Celebration” commemorating the full launch of the model was held in late June at the Emory Conference center. President-elect Claire Sterk and EVP, Finance and Administration, Mike Mandl both attended and spoke at the event, recognizing the significant accomplishment and the benefit of the RAS model to the University.

In addition to completing the implementation, continuing to maintain and improve RAS operations was also primary goal in FY16. Consistent RAS branding, including a logo and a “tagline” (Expertise. Collaboration. Service), was established, which is a best practice in shared services operating models. The RAS Central Operations team continued to expand and apply data analytics and metrics to monitor and evaluate the performance of the RAS units using a flexible approach to accommodate unit-specific differences in daily operations. Significant changes to KPIs occurred during the past year driven by stakeholder feedback, the adoption of a more holistic view of the FSR process and a more comprehensive view of the entire research administration process at Emory. The distribution of pre- and post-award surveys was discontinued as the response rate continued to range between 10 and 20%, and on many occasions, the comments identified opportunities for improvement outside the scope of the RAS. Instead, the focus has shifted to gathering feedback and providing visibility into the entire research administration supply chain. In FY17 each RAS unit will host a Faculty Feedback Session with representatives from OSP, OTT, RAS, FGC, and the relevant school CBOs attending to provide an overview of their role in the research administration end-to-end process. Also in the sessions, Faculty members, Department Chairs and Department Administrators will have an opportunity to ask questions and provide feedback about the process.

As mentioned above, the process for completing Financial Status Reports (FSRs) was refined and finalized in early FY16. Interim and Quarterly FSRs are completed and submitted directly to the sponsor by the RAS units. Annual and Final FSRs are completed by the RAS units, but reviewed and submitted to the sponsor by FGC. The first seven RAS units have transitioned to this approach. The remaining two units transition one year after the launch date (anticipated conversion would occur in summer 2017). FGC and RAS have also begun reporting joint metrics for FSRs with the focus now on FSRs being submitted to the sponsor by the reporting deadline.

Improvement in the area of effort certification was also a significant accomplishment for RAS in this fiscal year. RAS units have consistently maintained the target of 95% pre-review forms for effort certification. In October of 2016, Emory was 100% compliant with effort certifications. This accomplishment has been recognized due, in large part, to the establishment of the RAS model.

Further expanding support to the RAS units, RAS Central developed Management Reports and Deficit Trackers, which are now distributed monthly for/to each RAS unit. The mature units have completed significant account clean up and are now stabilized. The newer units continue to strive towards stabilization.

Each RAS unit's pre-award manager leads pre-award workload monitoring. The number of proposals managed varies depending on the complexity, lead-time provided, and the level (representing knowledge and experience) of the pre-award administrator. Post-award workload is monitored via the reconciliation tracker, and volume varies depending on similar factors. RAS Central Operations is leading the development of a model to identify proposal and award complexity and RAS unit capacity that can be incorporated into the current model to better assess workload and recommend strategic allocation of resources to meet unit/faculty (PI) needs. Additional workload/capacity variables that may be considered include progress reports, invoicing, #of FSRs due, # of PACTs due, and # of individual faculty served.

Another key accomplishment in FY2016 for RAS is the successful management of the project related to the new NIH Payment Management System. NIH announced in July 2013 that payment for all grant awards would transition to Payment Management System (PMS) Subaccounts. Realizing the additional workload the transition to this new system represented, the Office of Research Administration determined that this would best be managed via a central project team. As such, the PMS Subaccount Transition Team was established in and managed by the Central RAS team. The project team assigned a new Emory award number to each NIH award impacted by the transition, resulting in new projects and smartkeys (now called speedtypes). There were 206 awards identified - 154 direct awards and 52 flow through awards from other sponsors. As part of the project, the team was also charged with closing out the old awards in Emory's system. The NIH Subaccount transition will be complete by early 2017 and this project is currently running successfully on schedule and under budget.

Staff training and development was, and will continue to be, an area of focus for RAS leadership and is aligned with Research Administration goals and objectives. RAS Training administered a training survey to all units in FY16. RAS compiled and presented the results to the leadership team. Based on survey findings, RAS Central developed the RAS Learning Strategy, which included a focus on leadership and professional development (including soft and technical skills), industry

knowledge and skills, and onboarding for new hires. Training deliverables included:

- Designed and executed a professional development series in partnership with Emory's L&OD team. RAS participants were selected by their directors based on the RAS talent planning strategy.
- RAS leadership nominated participants for Emory's Aspiring Leaders, Essentials of Leadership, Emerging Leaders, and ETL programs based on the talent planning work.
- Designed and implemented a series of four online onboarding modules for RAS new hires.
- Developed and launched the Proposal Development Toolkit.
- Revised existing training (updates to content and approach) in the budget adjustment, milestone, financial status reporting, progress reporting, and close out modules and resources.
- Initiated development of a new Award Management training series.
- Ensured RAS staff completed required Compass training to ensure access to Compass post-upgrade and a seamless transition.

RAS will continue to identify training needs across all of the RAS units and seek to provide quality training in an efficient and effective manner. Professional development will continue to be a focus in FY17 and RAS will continue to collaborate with ORA in the redesign of the RAE (Research Administration at Emory) program, which is expected to be complete by the end of FY17. Additional training will be developed and/or delivered including customer service training for RAS and modifications as necessary to reflect changes due to the Compass upgrade. Finally, RAS will develop and implement a plan to build RAS bench strength and succession plans and launch a quarterly "lunch and learn" series.

Consistent with the FY16 goals established, RAS completed the Health Check pilot in FY16. Health Checks were completed for the DOM RAS and the C&I RAS unit and resulting action plans were developed and executed. The full launch of the RAS Health Check process was postponed until FY17 due to Central Operations staffing transitions. The plan is that all remaining RAS units will complete a Health Check next fiscal year. We anticipate the results of these Health Checks will give us a complete picture of the "health" of each unit complimenting the KPIs. We will also announce a RAS of the year based on these results.

Lastly, in FY16, RAS initiated a project to build and deploy a model to ensure the effective support of Federal Contracts here at Emory. A project manager from RAS Central was assigned to the project, and the project team was formed. The team had several meetings to begin to discuss the current state process, identify gaps and clarify roles and responsibilities. In April, however, leadership of the project transitioned from RAS to ORA.

Challenges persist but are not insurmountable. RAS units continue to face operational challenges including, but not limited to, "orphaned activities;" and operationalizing RAS KPIs. As RAS units become more established and reach steady state, RAS Central can address new operating procedures, improve service, continue to focus on staff professional development, and increase consistency and compliance. RAS Central Operations will again conduct a formal review of standard operating procedures in FY17 as a key component of continuous quality improvement

and initiate additional new projects as the RAS structure continues to mature. RAS Central will also refine the KPIs and determine targets and step goals, including a revision of the reconciliation process/metric. Related to the award reconciliation process, RAS is looking forward to implementing new EBI reports that are in development which will automate the completion of the RAS reconciliation template and consolidate financial information for both sponsored and non-sponsored awards, providing PIs with a comprehensive view of their entire research portfolio. Other plans include: develop a RAS Tool for tracking actual effort, develop and deploy a model to effectively support T-Awards, and document/define a Customer Relationship Management Framework. We will also develop service level agreements for RAS functions.

Fiscal Year 2016				
	Proposals		Awards	
	Number	Direct Dollars	Number	Direct Dollars
RAS - ABOSS	507	\$ 83,191,472	460	\$ 52,341,210
RAS - Basic Science	578	\$ 103,187,957	314	\$ 57,359,119
RAS - Cancer and Imaging	413	\$ 75,229,860	466	\$ 25,518,315
RAS - College and Professional Schools	299	\$ 43,066,715	146	\$ 24,134,252
RAS - Hospital and Specialty Services	248	\$ 46,274,036	168	\$ 20,773,335
RAS - Medicine	495	\$ 108,170,095	499	\$ 65,803,110
RAS - Pediatrics	523	\$ 88,565,093	389	\$ 38,950,633
RAS - Public Health and Nursing	653	\$ 133,162,618	388	\$ 87,272,083
RAS - Yerkes	218	\$ 60,637,998	109	\$ 42,750,172
Non-RAS	25	\$ 8,911,125	26	\$ 16,368,337
RAS Total	3,934	\$741,485,844	2,939	\$414,902,229
University Total	3,959	\$750,396,969	2,965	\$431,270,566
RAS Percent of Total	99.4%	98.8%	99.1%	96.2%

OFFICE OF TECHNOLOGY TRANSFER (OTT)
Todd Sherer
Associate VP for Research and Executive Director OTT

Overview

2016 proved to be a very productive year for the Office of Technology Transfer. We completed our first year with the Industry Contracting Group incorporated within OTT. Altogether we executed a total of 2,144 contracts -- most of them with industry --on Emory's behalf. While material transfer and confidentiality agreements far outnumber other contract types, it is those other contracts that take the most time and effort to negotiate.

Not only have the two groups gotten to know each other much better, but we created additional tools that have improved our ability to more effectively manage our business. Industry funding continues to be crucial component in the support of the academic research enterprise and in 2016 we saw an all-time high of \$52.5M in funding from companies. Of this total, \$35.5M was received in support of clinical work needed for the approval of new therapies and medical devices.

Focusing on products, Emory sub-licensee Blue Earth Diagnostics received FDA approval for Axumin™ to diagnose recurrent prostate cancer. This technology was invented and disclosed in 1995 by Mark Goodman, PhD, from our Department of Radiology. On a similar note, Baxalta received European approval to market Obizur™ for acquired hemophilia this past year (U.S. FDA approval was received in 2014). This drug was invented by Pete Lollar, MD, and disclosed in 1992. Both of these stories highlight the long, risky approval process for new health care products.

Other Emory licensees had a successful year as well; notably, Clearside Biomedical enrolled its first patient in their Phase 3 trial for the treatment of macular edema and Emory start-up, Neurotrack, raised \$6.5M of venture funding. Additionally, Emory start-up, NeurOp, was named one of the five most interesting start-ups at JP Morgan's Healthcare Conference in San Francisco while Accutis closed a \$1M preferred, angel financing round. We remain hopeful that these companies can bring new products to market in the coming years.

In the new year the staff are eager to take on new challenges, in particular working to expand of our collaborations with industry. We look forward to leveraging expanded opportunities with industry and to more holistically assist and facilitate industry's support of Emory research. Additionally, that these synergies will better enable us to help technologies find translational research support, provide added licensing opportunities for promising technology, and to support the development of new start-up companies—all with the goal of advancing our technology to the market.

Highlights and Milestones

- Blue Earth Diagnostics received FDA approval for Axumin™. Axumin™ is the 1st FDA approved F18 PET imaging agent for use in patients with suspected recurrent prostate cancer.
- Clearside Biomedical completed its initial public offering. Clearside is in clinical

development with an ophthalmic microneedle technology.

- Todd Sherer (Industry Growth Award), Kevin Lei (Community Award), the EGL/Eurofin's agreement and the RFS Pharma/Cocrystal merger (Deal of the Year) were recognized at GaBIO's annual awards ceremony.

Company Milestones

- Baxalta, received European approval to market Obizur, an acquired hemophilia drug.
- GeoVax Labs, Inc. announces the filing of an Investigational New Drug (IND) application with the FDA for the conduct of the next human clinical trial of GeoVax's preventive HIV vaccine.
- Clearside Biomedical, Inc. announces that the first patient was enrolled in their Phase 3 clinical trial on its lead drug triamcinolone acetonide (TA) administered using suprachoroidal space (SCS™) drug administration for the treatment of macular edema associated with non-infectious uveitis.
- NeurOp named one of the five most interesting start-ups at J.P. Morgan's Healthcare Conference.
- Neurotrack, raised \$6.5M in venture funding. Neurotrack is developing eye-tracking technology to diagnose neurological problems.
- Accutis, Inc. closes a \$1 million preferred financing round, a private placement with a significant investment from the recently formed, Atlanta-based Bio/Med Investor Network.
- NIH awards the research team of Emory and Metacclipse Therapeutics \$2.4 million to develop a TNBC vaccine that uses membrane vesicles from the patient's own tumor. Metacclipse focuses on using the body's immune system to attack metastatic cancer cells.
- Virtually Better celebrated its 20th anniversary.
- AKESOgen makes the Inc's list of fastest growing private companies in the U.S. for the second year in a row.

Office Milestones

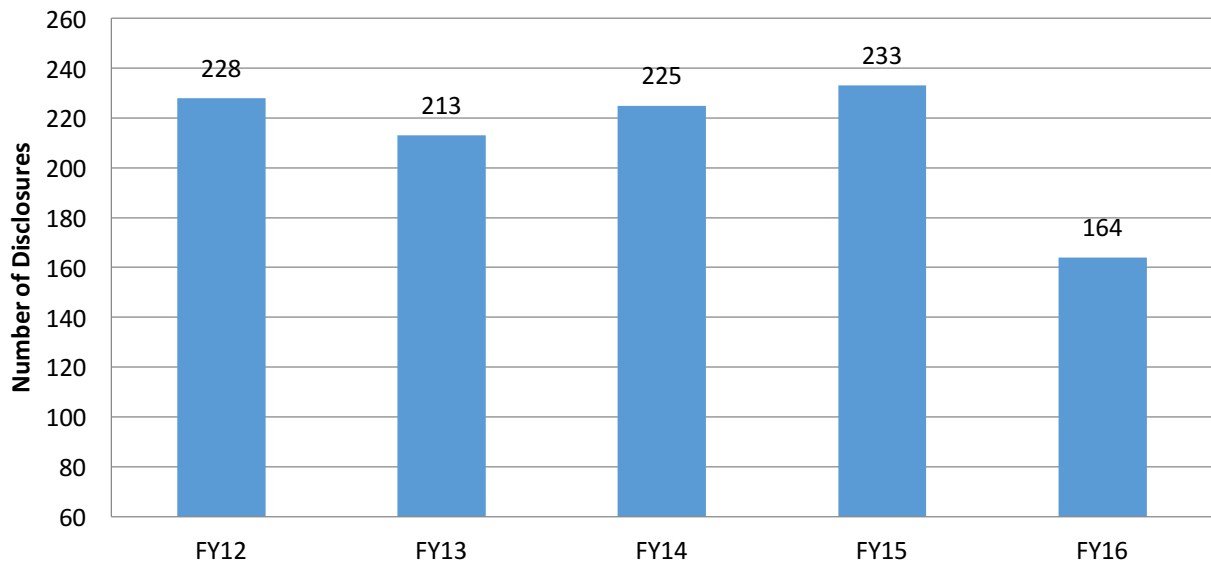
- A program, which engages expert consultants, was created to assist faculty founders to prepare and submit SBIR/STTR grants. There were five grants involved in this new program.
- The first year of overseeing the Industry Contracting Group has been completed and there were two significant milestones. One, the creation of a reporting portal that greatly simplifies workload analysis and performance. Two, the engagement of an external consultant who reviewed workflow, branding, and efficiencies in licensing and industry contracting.
- The second patient centered video about transcranial magnetic stimulation (TMS) therapy was released.
- Launch TechFeed: a subscription system to receive emails of recently added technologies matching a user's specified interests.

Statistical Milestones

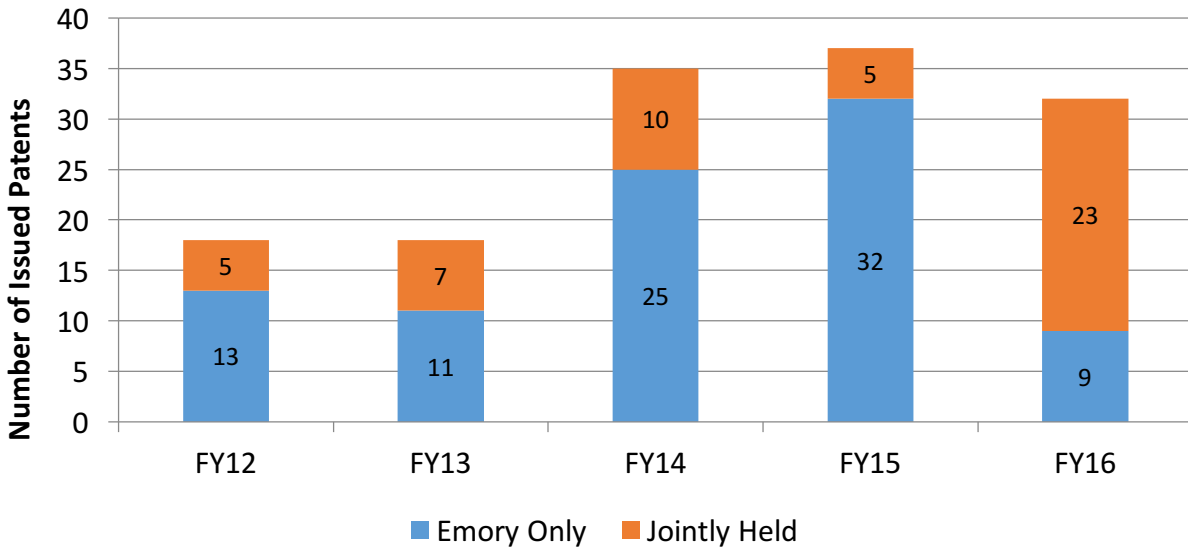
- Received the largest amount of past patent recovery of \$860,029, with the next highest in FY07 at \$447,385.
- Received the second largest amount of proof-of-principle funding of \$1,384,936 with the first in FY07 at \$1,774,973.
- The third highest number of patents issued at 32, with the previous highs being 37 and 35.

By the Numbers

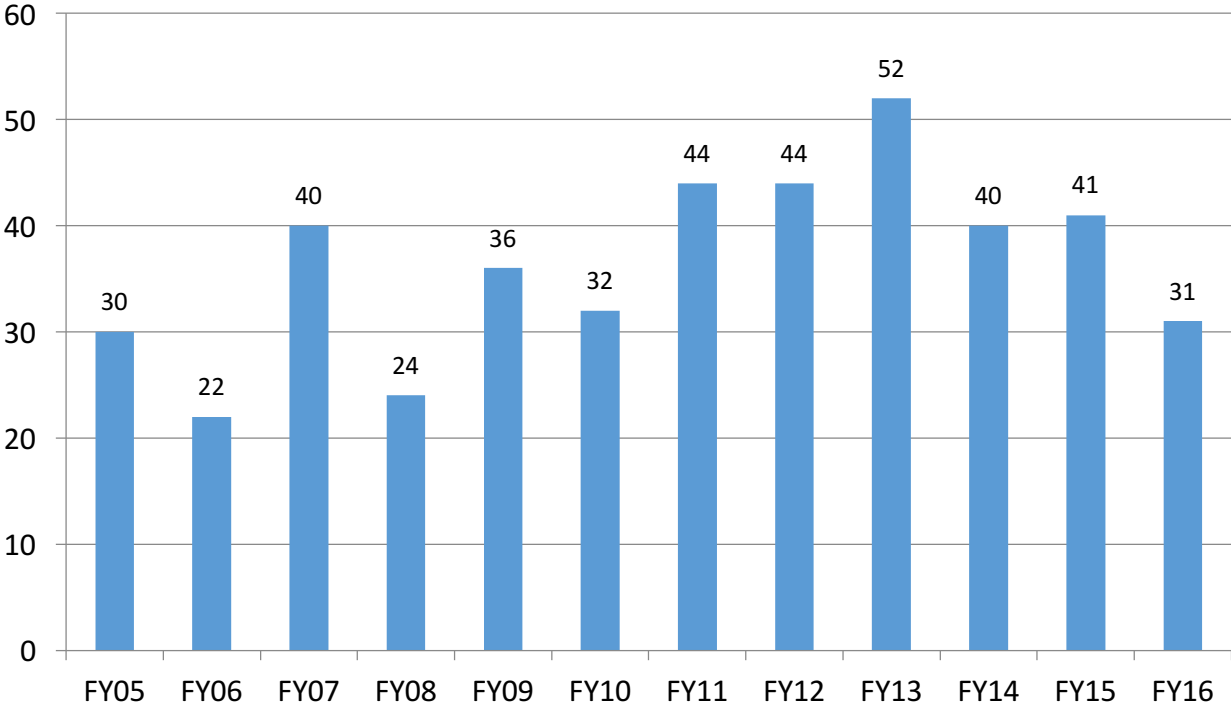
Number of Invention Disclosures



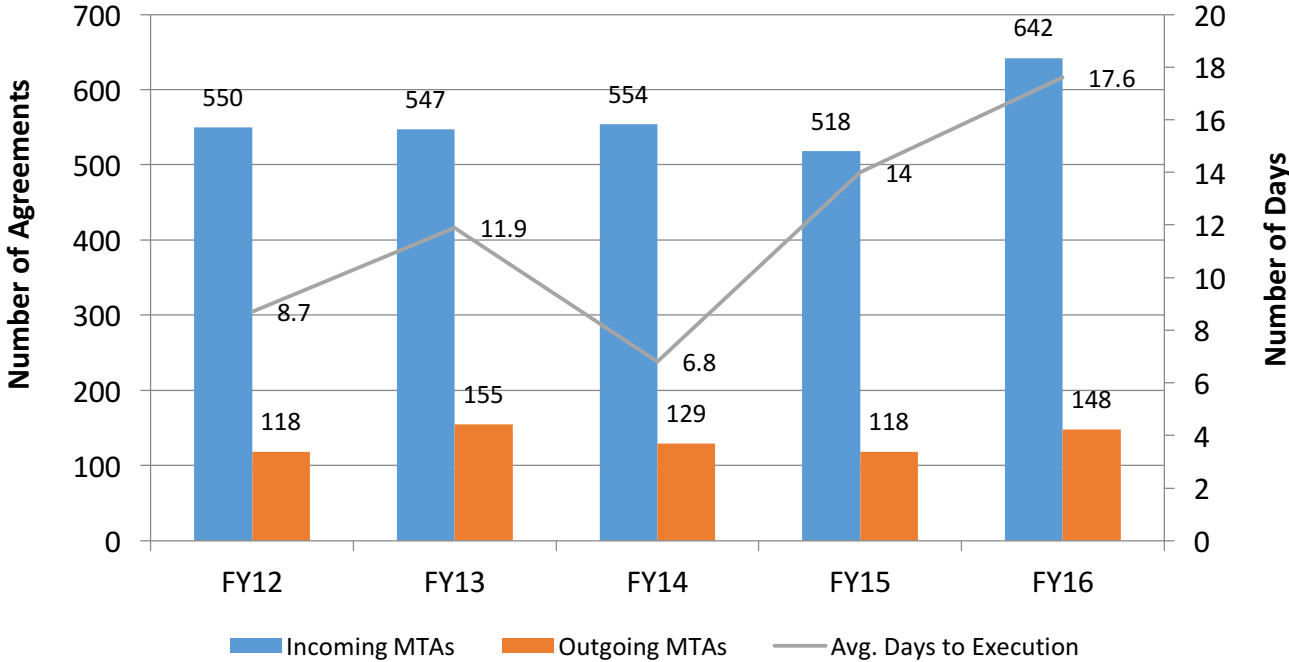
Number of U.S. Issued Patents



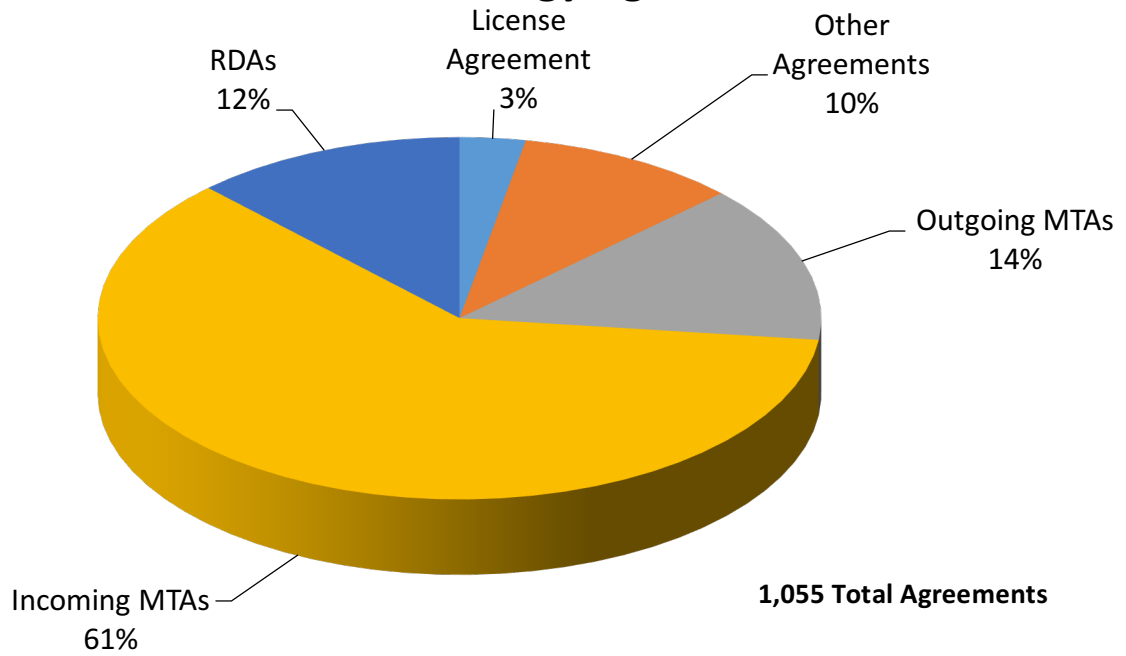
AUTM Reportable Agreements



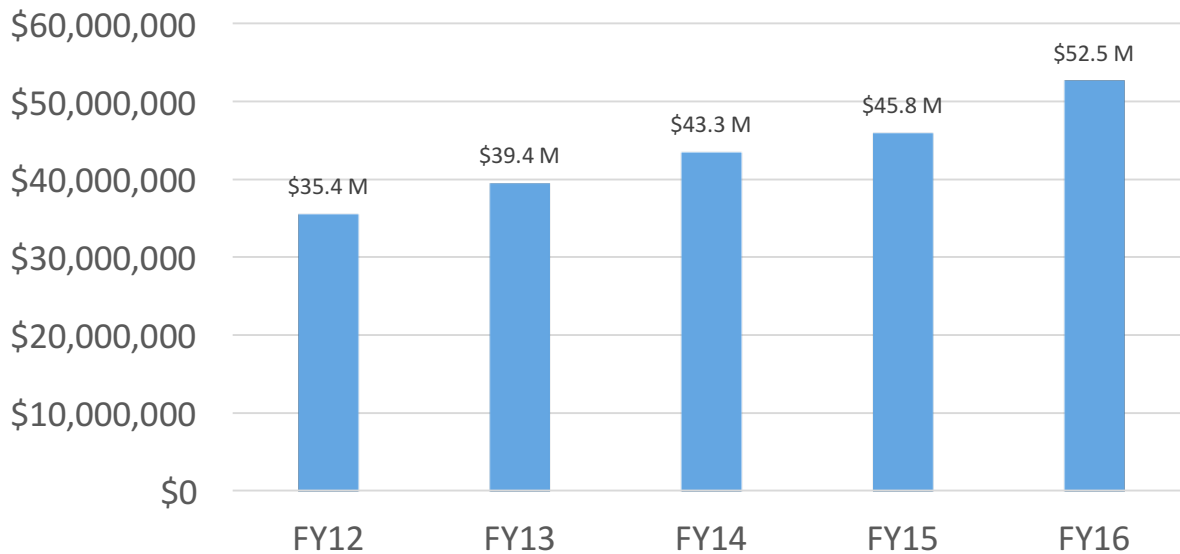
Material Transfer Agreements



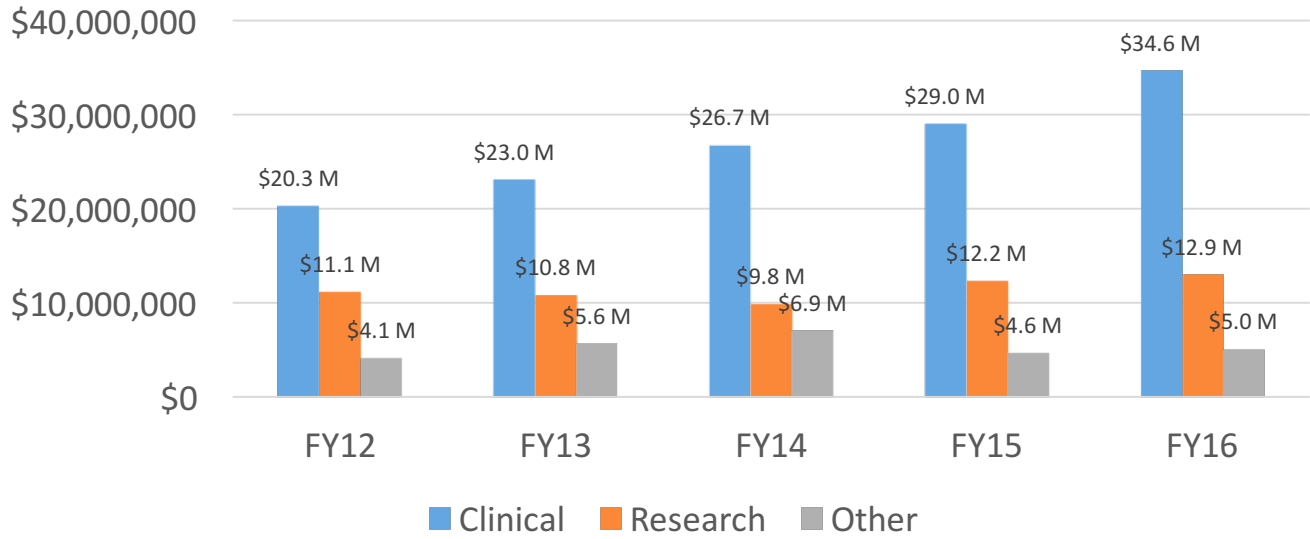
Network of Technology Agreements



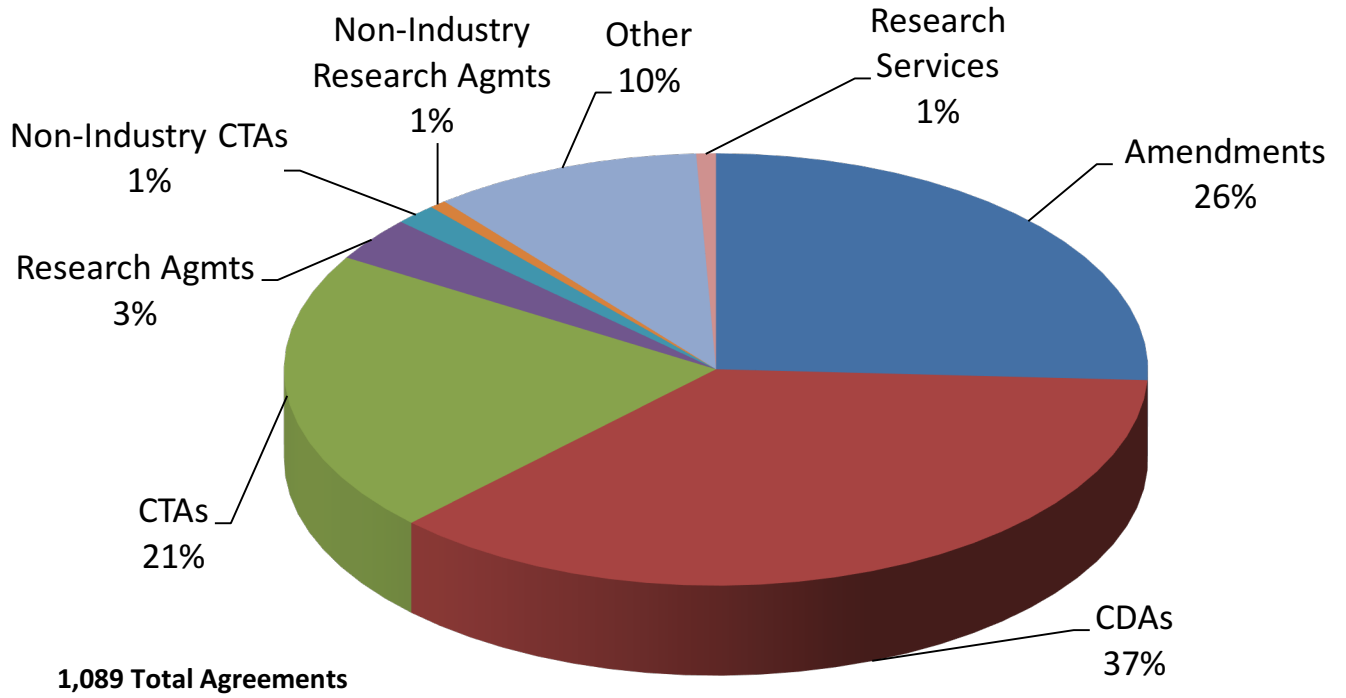
Corporate Funding



Corporate Funding by Type



Network of Outgoing Corporate Agreements



Summary of Expenditures and Revenues Since FY92

Fiscal Year	Total Patent Expenses	Reimbursed Patent Expenses	Reimbursed Past Patent Expenses	License Revenue *	Return on Patent Expense Investment **
Prior 2000	(\$7,728,977.34)	\$2,852,893.83		\$31,160,802.58	\$26,284,719.07
2000	(\$3,266,373.14)	\$671,767.20		\$10,671,921.65	\$8,077,315.71
2001	(\$4,568,569.50)	\$4,005,408.35		\$3,608,156.91	\$3,044,995.76
2002	(\$7,155,792.41)	\$889,586.94	\$145,248.51	\$29,557,916.39	\$23,436,959.43
2003	(\$2,565,067.46)	\$931,626.59	\$349,629.66	\$22,737,389.16	\$21,453,577.95
2004	(\$2,190,578.77)	\$835,926.24	\$234,408.31	\$22,517,830.24	\$21,397,586.02
2005	(\$1,852,482.44)	\$605,011.07	\$244,028.90	\$45,656,765.15	\$44,653,322.68
2005 ***				\$540,000,000.00	\$540,000,000.00
2006	(\$2,063,712.70)	\$951,051.43	\$199,565.42	\$17,769,294.77	\$16,856,198.92
2007	(\$2,453,499.56)	\$1,141,245.12	\$447,385.29	\$17,681,765.35	\$16,816,896.20
2008	(\$3,407,280.35)	\$1,996,440.95	\$159,154.30	\$19,020,361.20	\$17,768,676.10
2009	(\$3,114,110.79)	\$1,419,785.07	\$133,225.73	\$15,027,391.01	\$13,466,291.02
2010	(\$3,319,879.82)	\$1,849,685.53	\$127,178.28	\$14,382,136.46	\$12,886,311.94
2011	(\$3,586,175.60)	\$2,409,734.70	\$167,126.17	\$15,899,106.74	\$15,116,602.86
2012	(\$3,343,594.80)	\$2,095,020.52	\$208,089.82	\$25,630,179.86	\$24,559,683.76
2013	(\$2,674,550.02)	\$1,372,763.95	\$54,508.61	\$4,124,414.34	\$2,894,486.02
2014	(\$2,593,775.06)	\$1,311,112.08	\$83,103.49	\$9,816,203.06	\$8,546,207.91
2015	(\$2,331,229.99)	\$952,215.22	\$87,580.91	\$7,948,858.99	\$6,644,998.21
2016	(\$2,236,162.05)	\$860,029.23	\$274,979.23	\$6,589,923.16	\$5,488,770.21
Total	(\$60,451,812)	\$27,151,305	\$2,915,213	\$859,800,417	826,499,114

* License Revenue includes Emory's Share only; amounts distributed to other institutions not included.

** Return on Patent Expense Investment is equal to the sum of License Revenue, Reimbursed Past Patent Expenses, and Reimbursed Patent Expenses minus the Total Patent Expenses.

*** Revenue received in connection with the monetization of future FTC royalties.

Internal Distribution of Licensing Revenue for FY16

Directly to PI'S	\$2,098,038
PI Labs	\$1,036,824

College	\$0
College Departments	\$0
Chemistry	\$0

School of Medicine	\$494,274
School of Medicine Departments	\$536,312
SOM Department Breakout	
Biochemistry	\$2,027
Cardiology	\$254,099
Cell Biology	\$5,188
Medicine	\$5,280
Genetics	\$10,752
Micro/Immo	\$10,525
Neurology	\$16,315
Pathology	\$28,875
Pediatrics	\$90,566
Peds - VA	\$49,471
Pharmacology	\$1,596
Psychiatry	\$274
Radiation Oncology	\$18,315
Radiology	\$40,119
Surgery	\$2,920
	\$
	\$

Yerkes	\$405.
Yerkes Departments	\$668
Yerkes Department	
Microbiology	\$668
General University Share	\$1,029,620
Legal Expenses	\$ 0
Misc. Expenses	\$ 0
Total Distributed	\$5,196,141

**Industry Contracts
Turnaround Targets vs Actual FY16**

OTT-ICG: Median Contract Processing Times in Business Days

Agreement Type	PHASE 1: Received by ICG to 1 st Revision		PHASE 2: 1 st Revision to Negotiation Complete		PHASE 3: Negotiation Complete to Fully Executed*		Total Time For All Steps	
	Target	Actual	Target	Actual	Target	Actual	Target	Actual
Industry CTAs	4	5	20	20	5	2	29	27
Industry Research Agmt.	5	11	20	24	5	2	30	37
Research Services Agmt.	5	11	20	34	5	6	30	51
Confidentiality Agmt.	3	6	10	8	5	1	18	15
Amendments	3	2	5	1	5	4	13	7
Other	4	6	5	6	5	2	14	14

* Calculated from the date the partially-executed agreement is sent to sponsor until the fully-executed agreement is received back from sponsor.

Overview

Over the past ten years, the clinical research landscape has become increasingly complex and rapidly changing. Academic institutions face growing regulatory and compliance demands, mounting scrutiny and oversight, escalating costs, increasing competition and diminishing resources. OCR offers many services to support the clinical research enterprise through six functionally distinct teams: education and outreach, pre-award, data integration and integrity, clinicaltrials.gov, clinical research support services and clinical research financial management. These teams accomplish many functions across the clinical trials life cycle encompassing research participant safety, research billing compliance, clinicaltrials.gov compliance, and financial accountability. Both pre-award and post-award functions are performed within these teams, working closely with our colleagues across Emory University (EU), Emory Healthcare (EHC), and our affiliate institutions.

Our mission is to organize and enhance operational processes that support the efforts of the clinical research team and facilitate the timely initiation, execution, management and completion of clinical trials at Emory. OCR continuously evolves to meet the needs of our research community through continuous process improvement with a focus on high quality, efficiency, communication and transparency as evidenced in our accomplishments.

OCR: Education and Outreach Team

Function

The OCR education and outreach team is responsible for the content and coordination of Emory's mandatory clinical trials training for investigators, research nurses and clinical research coordinators (CRCs). The training includes regulations for human research protections, good clinical practice, research billing compliance and institutional policies. The team offers training for all investigators and coordinators including those new to Emory or new to research, and will consult with existing departments as needed or requested.

Accomplishments

- Transitioned mandatory "Key Concepts in Clinical Research for Investigators" on-line course to the CITI "Good Clinical Practice" (GCP) course, adhering to a new NIH policy requiring GCP training for investigators effective January 1, 2017. Recertification extended to every three years to harmonize with IRB and VA requirements. Limited the mandatory clinical trials training to those investigators of FDA-regulated clinical trials, eliminating unnecessary training for social-behavioral research teams. *1,621 investigators conducting active clinical trials have completed the mandatory training.*
- Transitioned the mandatory "Introduction to Clinical Research at Emory" on-line course to the CITI "Clinical Research Coordinator" course. Continued mandatory 2-day classroom course for CRCs and research nurses who are new to Emory or new to research. *1,310 CRCs have completed the mandatory training.*

- Completed Emory electronic medical record (EeMR) training for non-medication orders with 65 Winship CRCs to minimize compliance issues related to protocol deviations.
- Implemented clinical research training database in Redcap to provide a holistic view of training and credentialing records. Phase I encompasses OCR, EHC Credentialing, EU clinical research departments and CHOA. Phase II to include Grady and the VA.

Goals for FY17

- Continue to provide/conduct mandatory clinical trials training, Emory Research Management System (ERMS) training, AHA Basic Life Support Healthcare Provider certification/recertification and facilitate Research Matters seminar series.
- If Winship EeMR entry of non-medication orders is successful, may expand to all Emory CRCs and develop on-line training course.
- Develop and implement a mandatory training curriculum for EU licensed research nurses to document clinically relevant research information in EeMR using new research templates. Coordinate with EHC Credentialing & EHC IT to facilitate access to EeMR.
- Implement an intermediate level Financial Management course (requested by CRCs) to guide research team on interpretation of detailed financial information to enhance financial management and research billing compliance at the operational level.

Opportunities

- No formalized process for identifying learners that require mandatory training before IRB submission.
- Expansion of Redcap training and credentialing database to an Emory enterprise-wide system proposed by LITS to integrate with existing applications.

OCR: Pre-award Team

Function

The OCR pre-award team is responsible for laying the foundation for research billing compliance by developing the prospective reimbursement analysis (PRA) based upon the Medicare (CMS) regulations for qualifying clinical trials. This is completed for any human subjects research by an Emory investigator that includes EHC or Grady billable items and services. In addition, study budgets are developed for non-federal studies in conjunction with the research team to ensure the sponsor's budgets cover Emory's costs.

Accomplishments

- Completed 455 PRAs and 321 budgets with median of 17 days (mean of 20) in FY16 from receipt to submission in the EPEX routing system for non-federally funded studies including time spent by the OCR, sponsor and investigator. *Target = 20 days*
- Negotiated higher budgets than the sponsor's initial offer by a median of 20.6% (mean of 36.8%), equating to an additional \$13,129,274 if target enrollment met.
- In ongoing efforts to cover costs, updated EU Standard Research Fees Memo to be more comprehensive by adding some new fees such as Chemotherapy Order Sets, IND safety reports, data analytic reports and legal fees for international sites.
- Initiated process for reimbursement of study start-up fees to cover study team effort and administrative fees for studies withdrawn before contract execution.

Goals for FY17

- Continue to complete PRAs and budgets with a median turnaround time of 20 days for industry studies and 13 days for all studies, exploring process improvement initiatives to ensure high quality PRAs and budgets that cover costs.

Opportunities

- Transition the pre-award access database into ERMS to eliminate redundancy, increase consistency and improve workflow.
- Work closely with research partners to facilitate the pre-award budget process and decrease protracted budget negotiations.
- Transition PRA development for Grady fees to the Grady revenue cycle team.

OCR: Data Integration and Integrity Team

Function

The OCR data integration and integrity team maintains the authoritative list of active clinical trials and active research participants for Emory. The team provides clinically relevant research information for our EHC colleagues to facilitate the safety of patients participating in clinical trials. They upload the active clinical trials and study level documents to EeMR including the PRA, “Clinical Research Key Points” with 24 hour contact information and “Investigational Drug Data Sheet” for side effects and drug interactions. When a research participant is enrolled, the team flags them in EeMR as participating in a clinical trial and uploads the signed informed consent document. This flag triggers a 100% bill hold for these research participants until all charges are reviewed and adjudicated by the EHC Clinical Trials Billing Department.

Accomplishments

- As of September 12, 2016, there were 1,736 active clinical trials (per the NIH definition) conducted by Emory faculty with 16,207 research participants flagged as on-study.
- During FY16, 8,575 new participants were entered and flagged in EeMR as participating in a clinical trial; 6,561 signed informed consent documents were uploaded to EeMR, 663 PRAs (new and revised), 308 “Clinical Research Key Points” and 415 “Investigational Drug Data Sheets”. These study level documents were uploaded within 24-48 hours of notification of award to provide clinically relevant information at the point of service to support patient safety.
- Facilitated timely ERMS enrollment of each research participant on same day as consented by escalating monthly reports on late enrollment to PIs and departments based upon risk stratification due to the critical impact on patient safety and research billing compliance.

Goals for FY17

- Upon notification of an award by FGC, continue to enter studies and study level documents in EeMR within 24-48 hours.
- Upon ERMS notification by CRC, continue to enter research participants into EeMR on same day, which triggers 100% bill hold.

Opportunities

- Collaborate with EHC IT to allow NCT# from clinicaltrials.gov to be viewable for financial counselors to precertify patient insurance for clinical trial services.

OCR: ClinicalTrials.Gov Team

Function

The OCR ClinicalTrials.gov team identifies studies approved by an EU health sciences IRB to determine if the study has EHC billables requiring a PRA or if Emory is the sponsor of an investigator-initiated study that meets the FDA definition of an applicable clinical trial, follows NIH requirements, or meets the requirements of an ICMJE-governed journal for future publication. The team ensures these clinical trials are registered in ClinicalTrials.gov, study records are updated and results are reported as mandated. In addition, the team updates ERMS with the NCT number for all Emory clinical trials to facilitate Medicare billing and reimbursement.

Accomplishments

- Developed a database for tracking ClinicalTrials.gov studies to ensure maintenance of ClinicalTrials.gov requirements on behalf of Emory responsible parties. In FY16, the ClinicalTrials.gov team initiated registration for 94 studies and results reporting for 18 studies.
- As of August 31, 2016, Emory was listed as the sponsor in ClinicalTrials.gov for 784 studies with outstanding queries in 28 of these studies, significantly reducing the number of study records for Emory-owned studies requiring attention.
- Proactively reviewed eIRB database for health science studies approved by the IRB to determine if entered into ClinicalTrials.gov as required by FDAAA, NIH and ICMJE.

Goals for FY17

- Create a formal process for identification and notification to EU responsible parties of clinical trials potentially requiring registration, updates and results reporting in ClinicalTrials.gov per new FDAAA Final Rule and NIH Policy effective January 18, 2017.

Opportunities

- Facilitate education to study teams on upcoming changes and the importance of adherence to new Final Rule and NIH Policy for ClinicalTrials.gov.
- Maintain quarterly report of all PI-initiated studies including sponsor-investigator, IND/IDE holder, lead PI of multi-center trial, coordinating center, etc.

OCR: Clinical Research Support Services Team

Function

Based upon recommendations from Emory's Business Practice Improvement, executive administration approved a new two-year pilot for development of a Clinical Research Support Services program. Initially, the program will be limited in scope with 1 FTE and focused on non-federal human subjects research (funded through Emory University) that meets the NIH definition of a clinical trial and intersects with OCR, IRB and OTT. The team will assist investigators conducting clinical trials by effectively facilitating the Emory-required pre-award approval processes across departments, thereby accelerating study initiation while educating and guiding targeted faculty in the Emory-required approval processes. The team will prioritize need based on

whether faculty are new to research, new to Emory, junior faculty, investigators without coordinators or whether the research is PI-initiated or Phase 1.

Accomplishments

- Cultivated relationships with industry sponsors and CROs to facilitate the pre-award approval process, improve performance metrics, increase the pipeline of clinical trials and scientific collaboration with Emory including BMS, Quintiles, Celgene and more.
- Collaborated with EHC Nursing and Office of Quality to develop new 7-day process for EHC Nursing Approvals. Streamlined the process to exclude Winship outpatient studies since covered under existing policy. Worked closely with EHC IT to allow all EHC Unit Directors, Specialty Directors & Clinical Nurse Specialists to electronically approve clinical research to be conducted on their units, decreasing the workload for CRCs.
- Collaborated with IRB, EHC Nursing, Office of Quality and LITS to consolidate the Clinical Research Key Points, combining three separate forms into one and initiating the form electronically within the eIRB submission.
- Initiated development of Business Process Management System (BPMS) to create Clinical Trials (CT) Automation Workflow for tracking of pre-award approvals for industry-sponsored clinical trials managed by an ORA virtual working group.

Goals for FY17

- Complete initial draft of “Investigators’ Guide to Clinical Research” for ORA review by January 1, 2017. Expand and maintain “Investigator’s Guide to Clinical Research” to educate and guide faculty interested in conducting clinical research in the Emory-required approval processes.
- Distribute baseline then quarterly reports detailing performance metrics for ORA and faculty departments. Monitor pre-award approvals, noting any gaps/trends requiring facilitation of process improvement initiatives.
- If awarded, serve as network hub liaison team program manager for the Georgia Clinical and Translational Science Award (GaCTSA) and expand navigator concept to GaCTSA affiliate sites.

Opportunities

- Driven by independent and continuous data analysis, facilitate process improvement initiatives across the clinical research enterprise.
- Develop plan to minimize the causes for no/poor enrollment to clinical trials.
- Educate/facilitate concurrent submission in eIRB and EPEX to minimize startup delays.
- Facilitate study closeout process to communicate study closure or withdrawal across ORA, faculty departments and FGC.

OCR: Clinical Research Financial Management Team

Function

Standardize invoicing, accounts receivable and accounts payable processes for industry supported clinical trials. The team invoices the sponsor per the PRA; tracks payments owed by the sponsor for invoiceable and non-invoiceable items; receives checks directly from the sponsor; verifies monies are deposited in the correct study accounts; verifies accuracy of the charges debited to the grant account according to the PRA; provides monthly reports to the PIs, departments, and school;

and processes vendor payments, subject stipends and travel reimbursements. The team has received \$123,370,334 to date across all departments since its inception in 2009 for a total of 1,433 study accounts reviewed to date.

Accomplishments

- Successfully transitioned all SOM industry-supported studies to OCR, excluding pediatrics.
- During FY16, reviewed 941 total studies and 3,128 total research participants with invoicing activity with a 97.3% reconciliation rate. Received a total of \$27,950,106 owed from clinical trials during FY16 with another \$15,599,105 not yet received from outstanding non-federal invoices, non-invoiceable visits and monies withheld as of 8/31/2016. Also, paid \$3,100,085 in study expenses.
- Reconciled clinic and hospital charges for assigned grant accounts per the PRA utilizing the EHC clinical data warehouse.

Goals for FY17

- Continue baseline performance measures and random QA audits monthly for all departments to ensure 95% of all assigned studies are reviewed and reconciled within a 45 day cycle.
- Implement PeopleSoft software enhancement to download accounts receivable information nightly from the invoicing database into PeopleSoft as receivable information is not currently recorded in PeopleSoft until a payment is received.

Opportunities

- Design, test and transition the current Invoicing database from Access to ERMS with a SQL server to handle volume and improve functionality and reporting capabilities.

Annual OCR Scorecard for Fiscal Year 2016

As of September 12, 2016, there were 1,736 total **active clinical research studies** conducted by Emory faculty with 16,207 **participants** on-study (of which, 145 active research studies at **Grady** with 2,668 participants on-study). [Not included in the numbers above are 15 active clinical research studies (with 68 participants on-study) conducted at Saint Joseph's Hospital by non-Emory faculty entered by SJRI (not all SJH research studies are processed through SJRI).]

Education & Outreach Team:

- 69 educational seminars/courses with 1,651 attendees (475 attendees on-line & 1,176 attendees in-person) who were awarded 10,345 total CMEs/CEUs
- 1,621 of 1,759 investigators completed "Key Concepts in Clinical Research" course
- 1,310 of 1,369 coordinators/other key personnel completed "How to Conduct Clinical Research at Emory: The Basics" course
- Help Desk inquiries processed: 1,658

Pre-award Team:

- New studies submitted to OCR for review: 599
- Pre-award review completed (budget, PRA, OCR review needed and/or LOI): 578 studies
- PRAs completed: 455; Studies not needing PRA: 28
- Business days from receipt to submission for 321 externally funded studies¹ (all effort): 17 median; 20 mean
- Business days from receipt to submission for 321 externally funded studies¹ (OCR effort): 17 median; 20 mean
- Business days from receipt to submission for 578 all studies² (all effort): 13 median; 18 mean
- Business days from receipt to submission for 578 all studies² (OCR effort): 13 median; 17 mean
- Total \$ and % difference between OCR-negotiated sponsor budget and sponsor initial offer for 267 studies: \$13,129,274; 20.6% median; 36.8% mean

¹Externally funded studies include those industry or federally funded studies submitted through EPEX

²All studies include externally funded, non-negotiable studies, no OCR review needed, and LOIs (letters of intent for industry studies).

Data Integration and Integrity Team:

- On-Study Subjects: 8,575 added to PowerTrials
- Off-Study Subjects: 6,414 removed from PowerTrials
- Signed Informed Consent Documents: 5,590 uploaded to PowerChart
- Amended Signed Informed Consent Documents: 971 uploaded to PowerChart
- Clinical Research Key Points: 308 uploaded to EeMR; 95% compliant (average/year)
- IDS Drug Data Sheets: 415 uploaded to EeMR; 81% compliant (average/year)
- Clinical Research Studies: 442 activated in ERMS & PowerTrials
- PRAs: 414 uploaded to EeMR; Revised/Amended PRAs: 222 uploaded to EeMR
- As of August 31, 2016, Emory was listed as sponsor in clinicaltrials.gov for 784 studies (with 51 problem records in 28 of these studies).
 - Clinicaltrials.gov inquiries processed: 366 by ERMS activation study review for NCT numbers
 - OCR-initiated study registration for 94 studies and results entry for 18 studies

Invoicing Team:

- Total Studies Reviewed during FY16: 941; Total Research Participants with Invoicing Activity: 3,128; Reconciliation Rate: 97.32%
- Outstanding Non-Federal Invoices as of 8/31/2016: \$4,960,489
- Outstanding Non-Invoiceable Visits & Monies Withheld as of 8/31/2016: \$10,638,616
- Total Federal Encumbrances for FY16: \$285,660
- Total Received and Reconciled for FY16: \$27,950,106
- Received NOT Reconciled as of 8/31/2016: \$6,162,924
- Total Expenses Paid for FY16: \$3,100,085

INSTITUTIONAL ANIMAL CARE AND USE COMMITTEE (IACUC)

Larry Iten
Director, IACUC

Overview

The IACUC Office continues to facilitate several subcommittees of the IACUC including the Executive IACUC, the Noncompliance Investigation Subcommittee and policy subcommittees. During FY16, the IACUC continues to review and make revisions to the already existing policies as guidance from the agencies clarify the regulations. The IACUC Office is currently staffed with 5 full-time employees.

The TOPAZ Web P&R System includes all protocol data in electronic format allowing us to provide some historical data regarding protocol processing. On 9/1/2016, there were 581 approved protocols stored in the system. A total of 966 protocol submissions of all types (initial reviews, amendments, annual reviews and 3 year renewals) were processed by the IACUC Office and reviewed by the IACUC during the past 12 months. This reflects an decrease of 66 reviews of all types from the previous year so volume remains relatively steady. A total of 58 initial protocol submissions were processed during the last 12 months which is a decrease from 67 the previous year. The number of 3-Year Renewals remained steady with 79 renewal submissions down from 89 the previous year.

Protocol “submission to approval” times for all types of review continue to be tracked historically. A reduction in this time interval is the trend for which we strive. As long as we do not sacrifice the quality of review, the shorter the time interval is the better. After two years incorporating changes implemented by the new “Guide for the Care and Use of Laboratory Animals” and the new “AVMA Guidelines for Euthanasia”, we returned to the reducing time trend for some categories of review. The table below demonstrates the mean time interval in calendar days for each type of review:

Protocol Submission to Approval Intervals Means in Calendar Days

Types of Review	FY12	FY13	FY 14	FY 15	FY16
3 Year Renewal by Designated Member Review Process (IACUC meeting not required)	42	38	65	60	33
3 Year Renewal by Full Committee Review Process (IACUC meeting required)	56	46	57	57	59
Amendment submitted, Reviewed by IACUC Office only or the IACUC Office with Veterinarian	2	1	1	1	1
Amendment submitted, Reviewed by Full Committee Review process (IACUC meeting required)	24	17	19	19	19

Amendment submitted, Reviewed by Designated Member Review process (IACUC meeting not required)	32	28	40	38	22
Annual Review of Protocols with AWA regulated species	8	5	8	8	8
Initial Review by Designated Member Review Process (IACUC meeting not required)	43	44	43	42	35
Initial Review by Full Committee Review Process (IACUC meeting required)	60	52	59	59	75

The Post-approval Monitoring Program (PAM) continues to improve as increasing numbers of PAM reports are completed. Monthly reports of trends are reported to the IACUC by the Associate Director. Semiannual Site Inspections and Program Reviews were completed on time and were delivered to the Institutional Official in coordination with the Semiannual Reports. The USDA and OLAW annual reports were submitted on time. Our animal programs continue to be properly licensed and registered. The four-year renewal of the PHS Assurance was completed incorporating new guidance from OLAW regarding definitions of non-scientific IACUC members and jurisdictions of IACUCs. The former required an adjustment of membership; the latter required IACUC committee restructuring.

Our primary goal for FY17 is to implement the upgraded protocol review system TOPAZ Elements. The new system went live shortly into September 2016. The server housing this new software is now centrally located. The form has been completely overhauled incorporating 208 suggestions by research faculty. Both alpha and beta testing included IACUC staff, IACUC members, research faculty, research staff and IT. The new system and form allows for much better reporting capabilities, increased user-friendliness, available templates for standard procedures, more drop-down lists and less text fields, much less duplication and better organization for more effectiveness for both the research faculty as well as the IACUC reviewers. While our original “go live” date for the new form was scheduled for January 2016, technical delays resulted in a 9 month delay. This delay along with some additional database challenges, our goals for the enhancements of the Site Inspection and Post-approval Monitoring Program which depend upon protocol data from Elements were also delayed and have become two primary goals for FY17.

Overview

The Emory Institutional Review Board, an AAHRPP-accredited IRB, is made up of seven panels that review study submissions (including one panel dedicated to socio-behavioral research), and an eighth panel that reviews reports of noncompliance and unanticipated problems. We have approximately 110 members including Emory faculty, administrators, and community members. Of those, seven are faculty Co- or Vice-Chairs, who dedicate a portion of their time to doing expedited reviews, and running board meetings. Supporting the Committees is a staff of 21 full time employees, with varied backgrounds such as JD, MPH, MD, MDiv, and includes former clinical research personnel. Twelve of our staff are Certified IRB Professionals, the standard certification for our field.

In the past fiscal year, Emory IRB was successfully reaccredited by AAHRPP, the main quality indicator for Human Research Protection Programs. This represents rigorously high standards for not only the IRB, but for researchers and other oversight offices at Emory as well.

This past year has been marked by increased activity from the NIH's policy office, which has announced new single-IRB review and GCP training requirements for NIH studies. Meanwhile, the long-awaited overhaul of the Common Rule (i.e. DHHS's human subjects research regulations) has yet to be finalized. Reliance on central IRB's for multisite studies has continued to increase in advance of NIH or DHHS requirements.

FY16 Highlights

1. Our overall customer satisfaction rate is 4.35 out of 5 on our online survey, slightly lower than FY15 (previously 4.41). The link is offered on all emails from staff as well as upon completion of initial IRB approval. Satisfaction with IRB staff interactions is at 4.63 out of 5, higher than last year.
2. Our monthly webinars have continued to be well-attended, and are archived on our website.
3. The HIPAA structure underwent a major change this year, and the IRB happily adjusted our eIRB submission forms and review process to reflect the reduced scope of HIPAA in our hybrid covered entity.
4. The IRB collaborated with the Office of Compliance and CTAC to create new tools for investigators initiating their own clinical studies, to address an area of risk for the University.

FY 16 Data

- a) Number of active studies that undergo expedited review: 2,452 (small increase over last year)
- b) Number of active studies that undergo full board review: 1,623 (small increase over last year)

- c) Total active studies under Emory IRB review: 4,075 (vs. 3,761 in FY15)
- d) Number of new protocols submitted to the Emory IRB via the eIRB system in FY16: 1,388 (compared to 1,355 in FY15, 1,320 in FY14 and 1,306 in FY13)
- e) Number of amendments submitted to the IRB: 4,027 (vs 4,387 in FY15, 5,581 in FY14 and 6,151 in FY13; drop off was mainly due to the new process for submitting study staff change requests)
- f) Number continuing review applications submitted to the IRB: 3,216 (compared to 2,730 in FY15)
- g) New studies received during FY15
 - i) that required full board review: 307 (compared to 314 in FY15, 260 in FY14, and 292 in FY13)
 - ii) that were reviewed via expedited procedure: 668 (compared to 583 in FY15, 623 in FY14, and 646 in FY13)
- h) Submissions of exempt studies: 154 (compared to 169 in FY15, 107 in FY14 and 157 in FY13)
- i) Number of reports submitted to IRB (potential noncompliance and/or unanticipated problems): 609 (compared to 694 in FY15, and of which 283 were handled via administrative review only, as not potential UPs or serious/continuing noncompliance)
- j) Number of cases of noncompliance and/or unanticipated problems reviewed at full board: 54 (compared with 96 in FY15 and 54 in FY14)
- k) Number of those that were determined to be serious or continuing noncompliance: 4 (compared with 7 in FY15 and 8 in FY14)
- l) Number of those that were determined to represent an Unanticipated Problem Involving Risks to Subjects Or Others: 35 (compared with 30 in FY15, and 22 in FY14)
- m) Mean number of calendar days between new study receipt by IRB and¹:
 - (1) Full board approval: 57 mean, 50 median (vs 63 mean in FY15 and 58 in FY14)
 - (2) Expedited approval: 32 mean/26 median (vs 37 mean in FY15 and 35 mean in FY14)
 - (3) Exemption determination: 26 mean/22 median (vs 36 mean in F15 and 34 mean in FY14)
- n) Number of education/outreach presentations: approximately 21 outreach presentations, and monthly webinars

FY17 Goals

1. Adapt to increased use of Central IRB's while maintaining robust administrative tracking of studies at Emory

The IRB will leverage eIRB as a system of record for all Emory studies; while this duplicates some effort on the part of researchers who have to also submit to an external IRB, it facilitates verification that local Emory requirements are met, and allows allied Research

Administration and other University offices to access study information as required by institutional policies and inter-institutional IRB review agreements.

2. Maximize quality of incoming applications and efficiency of IRB review via a new online submission system and additional guidance for researchers.

Emory IRB plans to move to a new, and hopefully superior electronic submission system in the next year. As always, we will supplement the submission system with continuously improving guidance on our website. Planned additions are for genomic data sharing plans and certifications, research registries and repositories, reliance agreements and use of central IRBs, use of mobile technology and mobile medical apps, Scholarship of Teaching and Learning, and electronic signatures for informed consent (in collaboration with IT and Office of Compliance).

3. Ensure adequate representation on IRB Committees, and provide robust continuing education to IRB members

Member retention and training is more important than ever with the proliferation of new policies, guidance documents, and regulations, as well as the new technologies used in research.

4. Help create a dynamic ORA environment that improves the research community's satisfaction and productivity

We will continue our collaboration with OCR's Research Navigator, OCR, OSP, OTT, the various oversight committees, RAS units, departments, and sponsors to facilitate the pre-award process, with the aim of reducing unnecessary administrative burden on faculty researchers and identifying areas where we can improve the flow of communication.

5. Continue to accurately monitor turnaround times and workload indicators and modify workflow, staffing, and tools to improve efficiency when possible

We will continue to experiment with changes in workflows and division of duties among analysts, as volume of submissions remains steady or increases, while regulatory requirements to consider for different types of submissions become more complex.

CONFLICT OF INTEREST OFFICE
Brenda Seiton
Assistant Vice President for Research Administration

Overview

Accomplishments

Evaluate new COI software systems for implementation in FY17 or FY18.

We examined two systems: the AAMC Convey program and the Vivantech Kuali system. At the time, the AAMC Convey program had not been fully developed. AAMC has continued to work on the software. The system remains to be a disclosure system that can connect to an institutional software system such as the Huron system or our internally developed program, eCOI. The Vivantech Kuali system did not have the same capabilities of our current system and did not have any reports developed. Within the quarter of FY17, we entered discussions with BioRaft (the developers of the software solutions for EHSO) to describe the type of system that we are seeking. They reviewing this information to determine whether they would be interested in developing this type of commercial product. We will continue to evaluate systems simultaneously with other ORA units that are seeking an alternative system.

Develop reports from data download of current eCOI system that would assist Quality Assurance Program and support streamline procedures for transactional reporting. Our focus this year has been streamlining the transactional process. Working with ORA-IT, we developed a query that could be incorporated into the code of eCOI. A business case was prepared and approved in November 2016. When the software patch is developed, the result will be a considerable reduction of the forms that must be completed by faculty members. Over the last four years, 93-95% of the transactional forms result in a “no conflict” determination. Additionally, the COI Office will be able to use the query for more streamlined approach for Quality Assurance.

Revise University COI Policies & Procedures. In preparation for the AHRRP review, Joi Mindingall reviewed and revised Institutional COI Policy to ensure that it was consistent with current standards and reflected the current processes. The new policy was posted in February 2016.

Although the focus of Uniform Guidance changes in Conflict of Interest was on procurement, some agencies have also revised their procedures for reviewing individual financial interests. We are keeping abreast of changes in federal policies due the implementation of the Uniform Guidance. Joi also developed a new form for EPA proposals as a result of their policy. We are also keeping track of the changes that are being requested with the Request for Proposal instructions.

The office also assisted the Provost’s Office in developing a standard checklist that Deans’ Offices could use in reviewing faculty members’ consulting agreements.

Continue to provide training and expand as needed to meet campus needs.

The Sr. COI Specialists met with each RAS group to connect names with faces and to review policies and procedures where we have seen an inconsistent compliance rate. They continue to provide excellent training at the 2-day classroom Research Coordinator Course that is organized by the Office of Clinical Resource. We were recently informed that their lectures received some of the highest positive evaluations from attendees. Both Karly Taylor and Joi Mindingall developed

and presented a lecture to postdoctoral fellows that is part of the Responsible Conduct of Research course.

Assist with transition of Office of Research Compliance to University Compliance by determining whether ORA operational functions might be able to be absorbed with current staff's skill set.
 Karly Taylor developed a standard Memorandum of Understanding for the IACUC to be used when Emory partners with institutions sharing unique resources and equipment. Joi Mindingall and Brenda Seiton worked closely with IRB on central IRB agreements.

Goals for FY17

- Develop a triage system within eCOI to reduce the number of forms faculty must complete for research grant and contract proposals. Continue to evaluate vendor provided COI software programs.
- Revise University COI Procedures based upon changes in federal policy and regulations and changes in the eCOI software.
- Continue to provide training and expand as needed to meet campus needs and to ensure research staff and faculty understand their responsibilities in reporting financial interests related to research.
- Assist other ORA Units with development and review of regulatory documents.

COI Metrics

Year	2015-2016	2014-2015	2013-2014	2012-2013
Transactional Disclosures	18,616	20,308	18,315	18,356
No Conflict	18,389	20,116	17,644	17,626
Sent to COI	217	188	164	143
Individuals to COI review	99	81	84	73
Consulting Agreements	1,017	1,044	1,054	1186
Individuals reporting	493	500	493	570
Sent to COI	64	79	71	45
Individuals to COI review	55	57	59	41
Total Managed Cases	166	154	150	145
PHS	35	38	43	57
Total New Cases	84	56	64	
Individuals	39	36	37	68
PHS Cases	18	16	10	
FCOI Reports	19 New (14 subcontracts) 14 Annual (12 subcontracts)	6 New 17 Annual	7 New 33 Annual	36 (includes 5 subcontractors)
FCOI Individuals	14	12	22	19 (includes 3 subcontractors)
Training Presentations	27	19		30

ENVIRONMENTAL HEALTH AND SAFETY OFFICE (EHSO)
Patricia Olinger, RBP
Assistant Vice President, ORA and Executive Director, EHSO

Overview

Emory University Environmental Health & Safety Office provides customer support for issues related to biological safety, chemical safety, radiation safety, workplace safety, emergency preparedness and environmental protection. EHSO provides support through six specialties and functions, detailed in the following.

FY16 Highlights and Accomplishments by EHS Program

Environmental Health and Safety Management System (EHS-MS), Training and Communications

Emory's EHS-MS provides a systematic approach to managing EHS related risks and identifying opportunities to continually improve EHS performance. The system provides direction to ensure that corporate EHS values are consistently applied across the institution by providing a common framework that connects business planning, implementation, measurement and performance improvement that offers guidance in systematically managing Emory's EHS matters. An example of how this is applied is the progress made with Emory Healthcare during FY16 to assess the scope of EHSO services within the entire Emory Healthcare enterprise and identify any potential gaps

The Training and Communication programs are responsible for providing educational and outreach resources to educate and assist the Emory community in EHS matters. The recent merge of these programs under one umbrella enhances the continual improvement of the EHS-MS system. Resource growth during this transition resulted in a new resurgence in program development that was evident in FY16.

Accomplishments

- Relunched social media platforms and completed webpage redesign.
- Implemented RedCap for online secure web form submission.
- Online submission form and mobile technology for collecting and recording waste collection requests is near completion.
- Conducted a GAP analysis to determine opportunities for improvement.
- Integrated existing audit programs into EHS-MS methodologies.
- Simplified internal documentation to include development of an EHS-MS Manual, streamlining of required documentation, and updating 14 core documents.
- 10 safety educational videos were created.
- Reduced ELMS online training inquiries by designing and implementing new interactive online training testing format
- Designed 3D-Printed Employee of the Month trophy to increase staff engagement.
- EHSO program areas completed 52 Objectives and Targets and developed action plans for 17 new ones.

- Over 19,000 student and employee training completions in the areas of environmental compliance, and occupational safety and health occurred.
- Began developing short videos for EHS related training and communications. The Who is EHSO is a great example.
- Multiple internal processes and documents were re-evaluated and streamlined for efficiency
- Content and instructional design updates to 14 online and classroom trainings.
- 323% increase in new Twitter followers
- Redesigned Lab Rat Newsletter template for better readability
- Over 115 webpage updates
- Over 50 print and visual designs created (rack card, infographics, posters, newsletters, presentations)

Environmental Compliance

The Environmental Compliance Program (ECP) provides support and services to Emory University and parts of Emory Healthcare through compliance assistance with environmental regulatory requirements. Current locations supported include EU, EUH, Oxford, Yerkes Field Station, Johnson Road Facility, Grady Campus, Wesley Woods, EUHM, EUOSH, Briarcliff campus and Executive Park. This program evaluates and manages the environmental outcomes of Emory operations with the goal of minimizing environmental impact and in the interest of stewardship of resources. In pursuit of this goal, ECP implements best management practices beyond what is simply required by the regulations. Our Environmental professionals conduct regulatory compliance inspections covering numerous environmental regulations, assist Emory personnel with collecting, storing, managing, and shipping regulated waste, permit reviews, regulatory reporting requirements, underground storage tank management, and records retention, all with the goal of being “audit ready” should state or federal regulators visit Emory. Regulatory scope ECP addresses includes CAA, CWA (SPCC, NPDES, FOG), RCRA (hazardous waste and underground storage tanks), FIFRA, TSCA, CERCLA (EPCRA) and others. Our staff also provides internal logistics of Radioactive Material (RAM) to include receiving, processing and delivering incoming material, pickup and temporary storage of waste RAM for decay, and preparing waste for shipping by a contracted vendor; in addition to all recordkeeping requirements. ECP staff is the lead for spills and releases of regulated substances, and is trained in emergency preparedness and response. Our office interfaces with Emory’s Sustainability initiatives and serves as a technical resource to Emory personnel regarding environmental concerns or questions they may have.

Accomplishments

- Hazardous Waste Management
 - 2368 Hazardous Waste Collections
 - 138,765 lbs. Hazardous Waste disposed
 - 23,256 lbs. Waste Reduction efforts
 - 28,815 lbs. Universal Waste collected
 - 19,970 lbs. Spent fluorescent lamps recycled
 - 11,155 lbs. Used batteries recycled
 - 1.6 million mg DEA Controlled Substances destroyed and disposed
- Radioactive Material (RAM) Management

- 468 Packages procured and delivered 468 (value of over \$300,000)
- 168 Radioactive waste collections
- 1379.5 lbs. Radioactive waste shipped
- 3,857 lbs. Waste decayed on site:
- Conducted over 90 audits for Underground Storage Tanks, Above Ground Storage Tanks, pesticide use, stream management, and general mechanical areas.
- In 2009/2010 Emory participated in an EPA-sponsored PEER Audit initiative that provided regulatory relief for involved universities. This year the EPA signed a letter stating Emory had successfully completed this effort.
- The GA EPD conducted an unannounced Hazardous Waste regulatory inspection; Emory was in full compliance.
- Collaborated with Radiation Safety to remove two irradiator sources
- Successful upgrade of three Underground Storage Tanks at Emory University Hospital Midtown
- Nearing a successful closure of the Hazardous Site Response Act site on the Emory Campus. This will remove the site from the Hazardous Site Index after 20-years of remediation
- Completed beta version of a web-based system for requesting, tracking and recording regulated waste that is collected for disposal.
- Responded to 27 hazardous materials releases
- Provided Tier II Reports for 8 individual sites.
- Conducted 27 NPDES inspections

Radiation Safety

The purpose of the Radiation Safety program is to enable safe use of ionizing radiation at Emory University and protect staff, public, and environment from its harmful effects. The specific responsibilities of the Radiation Safety Office, to ensure that this purpose is being met, are based on the ALARA principle: to keep all exposures As Low As Reasonably Achievable. The Radiation Safety Office operates in collaboration with the physicians, staff, and management to provide policy and procedures, training, radiation protection measurements, facility support and customer service while maintaining compliance with applicable regulations.

Ionizing radiation is used for research, diagnosis and treatment in three basic forms at Emory: unsealed sources of radioactivity, sealed sources of radioactivity and radiation-producing machines. Radioactive materials are licensed by the Georgia Department of Natural Resources (DNR) via the Emory Broad Scope License GA 153-1 for Emory University, License GA 1442-1 for Emory Heart Centers and GA 1359-1 for Emory Southern Heart Specialists. All radioactive materials' receipt, use, and disposal is inventoried and recorded in the Radiation Safety database or the clinical department's patient record management systems. X-ray devices are regulated by the Georgia Department of Community Health.

Accomplishments

- Assisted in the recovery of two Cs-137 irradiators by the DOE's Offsite Source Recovery Program
- Assisted in the funding of new x-ray irradiator in EUH Blood Bank

- Supported new Intraoperative X-Ray Therapy machine at EUHM OR, including initial room surveys and training of personnel
- Hired two Environmental Health and Safety Specialists in support of Radiation Safety
- Researched disposal of Cs-137 seeds from Radiation Oncology
- Implemented online webform in RedCap for radiation badge requests
- Updated analytic equipment
- Renewed Emory Heart Center Radioactive Materials License GA 1442-1
- Passed two Georgia DNR inspections of broad scope license GA 153-1 (Increased Controls audit was performed separately)
- Established access authorization and background investigation program for 10CFR37 implementation
- Established training program for 10CFR37 implementation
- Facilitated shielding designs and initial surveys for new x-ray equipment and equipment relocations at Emory University Hospital Midtown, The Emory Clinic Buford Imaging Center, The Emory Clinic Cardiac Imaging Center, EUOSH, Yerkes, and Whiteford Dental Clinic
- 266 x-ray machine inspections
- 60 audits of clinical use of radioactive material
- 204 Human Research studies approved
- 489 Sealed Sources Inventory and Leak tested
- Decommissioned two Heart Centers- Cumming and Hiawassee- Transferred sources to Licenses
- 30 Non-Human Use Permits/Amendments reviewed and approved by the RSCII Committee
- Implemented cloud-based Quality Control Tracking System for Computed Tomography
- Utilized Radimetrics Enterprise platform to reduce median exam radiation doses by 12% in a healthcare system with over 100,000 Computed Tomography patients per year

Research/Biosafety

The Research Safety Office provides consulting services, training programs and regulatory compliance support to all University community members. This is accomplished by review of protocols using biological toxins, recombinant DNA, infectious agents or human cells, tissues, etc., and by providing Bloodborne Pathogen, Biosafety and Lab Safety Training to identified personnel, correcting lab signage, and conducting lab inspections (with overview on Biological, Chemical, Radiological and Laser hazards).

Accomplishments

Highlights of the year:

- EHSO transitioned to an electronic protocol management system, BioRAFT which will now house all documentation and communication related to biosafety protocols and their management.
- In addition to regular risk assessments, in FY2016 the Biosafety Officer(s) conducted risk assessments on an increased number of investigators initiating work with **Zika Virus** (ZIKV). A Biological Agent Reference Sheet for ZIKV was generated and reviewed by various members of the Biosafety Committee and Infectious Diseases specialists for

accuracy. Personnel working with ZIKV received specific in-person training provided by EHSO (or Yerkes) and the opportunity to consult with the occupational health physician. Between February and August of 2016, fourteen investigators have included ZIKV in their BIO registration in BioRAFT and 142 employees are approved for work involving ZIKV.

Other services

- Laboratory Inspection Validations
 - 316 (of 460) PIs
 - 35 (of 44) Departments
 - 9 DAR facilities
- New Signage created and posted in 257 Laboratories
- Research Radiation Program (70 active PIs)
 - 280 Quarterly inspections
 - 147 Geiger meter calibrations
- Decommissioning
 - 23 Laboratory spaces
 - 12 RAM permit closures
- Registrations
 - 21 Minors
 - 33 Volunteers
- Released 13 Newsletter editions
- Engineering Equipment Surveillance
 - 673 BSCs certified
 - 2453 CFH certifications
- Protocols Reviewed for Approval
 - 812 Biosafety
 - 240 Chemicals in Animals
- Risk Assessments
 - 12 Lab-specific
 - 142 ZIKV employee clearances
 - 79 follow-up reviews of accidents/incidents
- Laser Safety Program
 - 219 Devices registered with EHSO
 - 2 Hazard assessments performed

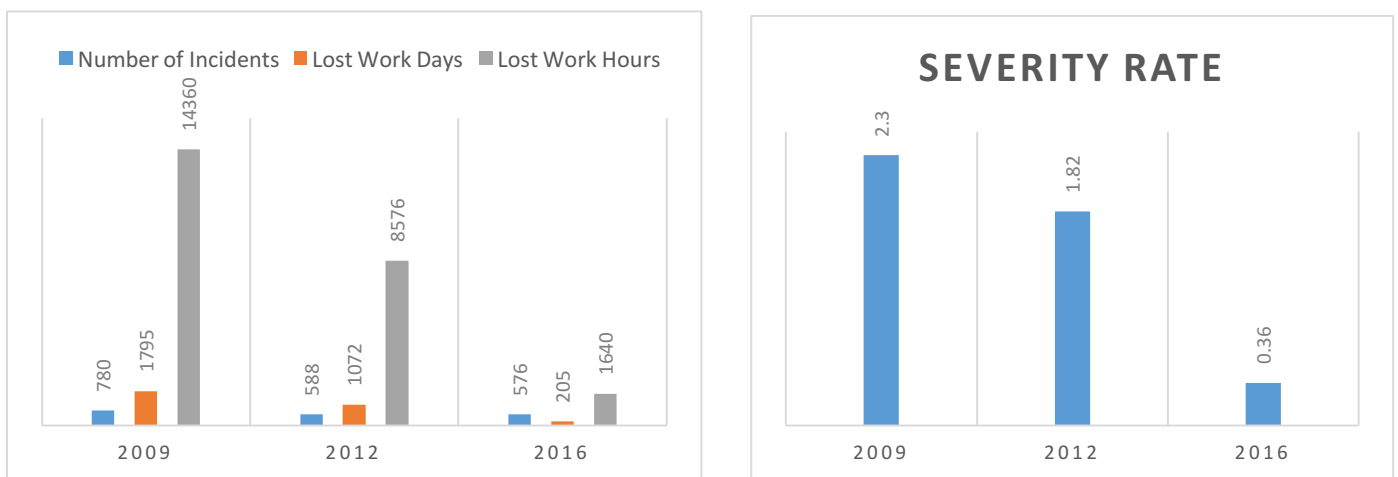
Safety and Industrial Hygiene Group

The Safety and Industrial Hygiene staff assists the Emory community in maintaining a workplace that is as free as practical of known safety and health hazards. Our Indoor Air Quality (IAQ) professionals are called upon to investigate various customer concerns ranging from foul odors and stagnant air to extreme temperatures, colds, and other sinus related issues. The work environments range from manholes to roof tops, steam plants to laboratories and landscape to residence halls. Our General Safety staff conducts accident investigations, ergonomic surveys, safety audits, and develop and implement safety programs and procedures for all of Emory. Our staff works closely with Campus Services, Healthcare, and University staff to control and eliminate safety hazards and train Emory employees. We also work closely with the Worker's Compensation staff to review and investigate accidents. We trend accidents to verify lagging indicators of hazardous conditions in order to evaluate and establish control strategies. We conduct safety audits and assessments to measure compliance.

General Safety Accomplishments

- Continuous reduction of time away from work due to injury.
 - A steady decrease in the number of recordable incidents can be observed, while there is a continuous increase in the number of non-recordable incidents most likely attributed to an increase in reporting of all incidents (no matter how small). Since all reported incidents are investigated, recommendations for remediations are made before a serious injury occurs.
 - The number of days spent away from work (restricted or lost work days) continues to have a steady decrease.
 - Our Severity Rating (total number of lost workdays divided by the total number of recordable incidents) went from 2.3 in 2009 to 0.36 in 2016.
 - Our top three accidents this year are needle sticks (SOM Residents), contusions and sprains/strains.

Figure 1: Incidents



- Safety and Industrial Hygiene Staff completed a third round of Occupational Safety and Health Administration (OSHA) 30-hr training for General Industry Safety and Health

Standards for Campus Services' Safety Liaisons. In addition, the OSHA-30 Hour training was extended to EHSO staff and healthcare staff.

- Developed a New Hire Training for Campus Services.
- Developed a Near Miss Reporting tool by teaming up with CEPAR, Student Health and Safety Alliance to purchase the LiveSafe app. The LiveSafe app includes near miss reporting as well as other safety resources (safe ride, emergency numbers...).
- Participated in the Safety Stand downs throughout Campus Services following the death of a Campus Services Maintenance Mechanic due to a fall from a ladder.

Industrial Hygiene

Accomplishments

- Collaborated with FSAP and Occupational Injury Management to develop a process for responding to ergonomic concerns.
- Revamped the laboratory formaldehyde sampling program.
- Assisted with the Boiler 10 replacement project in Campus Services. This involved confined space, heat stress, lockout tagout and asbestos.
- Collaborated with Campus Services to develop the Legionella Operations and Maintenance Program.

Yerkes Safety Office

The Yerkes National Primate Research Center conducts essential basic science and translational research to advance scientific understanding and to improve the health and well-being of humans and nonhuman primates. The Yerkes Environmental Health and Safety Office (YSO) is committed to providing an environment that is as hazard-free as possible and that reduces the risk of human injuries. The YSO is responsible for ongoing monitoring and implementation and oversight for the occupational health and safety programs at the Center. The YSO has 5 dedicated professional team members, the Training Coordinator, Containment Manager, Administrative Manager, Hazardous Waste Specialist and the Yerkes Safety Officer. The Yerkes Safety Officer is also a member of the Emory University's Environmental Health and Safety Office (EHSO):

Accomplishments:

- Zika work, in vitro and in vivo
- Conducted Zika training for greater than 120 individuals at Yerkes
- Facilitated occupational health consults for approximately 150 individuals
 - Animal Care, Vet Medicine, Facilities, Research, Behavioral Management and Safety staff at Yerkes
- Activated the ABSL-3 Nonhuman Primate facility (DFF)
 - Trained 50 individuals to work safely in the facility
- Converted ABSL-2 nhp housing to ABSL-2+ housing
- Developed/implemented/trained Yerkes wide and department specific SOPs for Zika work
- Reviewed/ Revised/Published 21 Yerkes SOPs
- Assisted with AAALAC program description for triannual review in 2017
- Worked with design team to design mosquito insectary at Yerkes
 - Collaborated with malaria researchers and Animal Resources to transport mosquitos from CDC to Yerkes

- Facilitated CDC import inspection first floor BSL-3 lab to import HIV
- Coordinated and completed decontamination, shut down and maintenance of first floor BSL+3 laboratory
- The Yerkes Safety Committee meet quarterly in 2016
 - Reviewed injury/illness/exposure reports, safety training, SOP reviews, lab inspections and near miss safety events
 - Conducted/reviewed fire drills, utility outages and conducted animal escape drills
- Conducted weekly inspections of (4) BSL-3 labs, (1) ABSL-3 rodent facility and (2) ABSL 2+ facilities
- Established Yerkes Biosafety level 3 containment subcommittee for BSL-3 laboratory users
 - The subcommittee will review BSL-3 polices, training and inspection reports
- Conducted onsite weekly Heath Assessments
 - New employees' health assessment, respirator medical clearance, ABSL-3/BSL-3 medical clearance and immunization updates
- Placed, read and documented greater than 600 TB test, include TST and T-spot
- Conducted 150 new employee/ contractor Orientation
- Conducted greater than 2500 training sessions for Yerkes personnel

Staff Participation and Professional Development

- Publications
 - Meyer E.L., Rengarajan K., Thompson M., Olinger P. Biosafety Lessons Learned When Zika Virus Met Academic Research. Applied Biosafety 1535676016660913, first published on August 1, 2016 doi:10.1177/1535676016660913
- Conferences where EHSO staff represented Emory through presentations (national and international)
 - Campus Safety Health and Environmental Management Association (CSHEMA)
 - American Biological Safety Association (ABSA)
 - Southeast Biological Safety Association (SEBSA)
 - American Association of Laboratory Animal Science
 - NIH Health and Safety Consortium
 - Preventing Biological Exposure Colloquium
 - 8th International Symposium of Biosafety and Biosecurity
- Industry Leadership Positions held by EHSO staff
 - CSHEMA: Past President, Board Member, and Community of Practice Co-Chair
 - CDC: External Advisory Board on Lab Safety to the Director of CDC and Lab Safety Leadership fellows program instructor
 - APLU/AAU Lab Safety Task Force
 - ISO 35001: Deputy Convener for the development of the ISO Biorisk Management Standard, Technical writing team and ISO Biorisk Management Standard
 - Occupational Health Colloquium: Preventing and Treating Biological Exposures Steering Committee
 - Task Force, Lentiviral Vector Post Exposure Treatment
 - Chair, National Primate Research Center Occupational Health and Safety Consortium
 - CT Quality and Safety Committee Co-Chair

- Reviewer for the ABSA journal “Applied Biosafety”

FY16 Challenges

- Keeping up with Healthcare support needs.
- Deficiencies in Learning Management System requires extensive staff hours to troubleshoot and overcome.
- Retaining staff well trained in academic EHS programs and meeting critical staff needs.
- OSHA Reporting
- Expansive enterprise creates difficulty in timely communications involving OSHA reporting.
- Unexpected research support requiring (Zika, Polio, Select Agents).

Goals for FY17

- Continue to evaluate and define our roles and responsibilities within EHC, TEC, and ESA. Streamline SLA process to better accommodate ever-changing EHC.
- Evaluate and improve EHS electronic interfaces
 - Continue to improve web navigation.
 - Convert forms to electronic format.
 - Implement newer iForm technology into inspections.
 - Continue implementation of web based data submission.
 - Begin to use smart technology in our interactions with others (i.e. embedded Q-codes in media, electronic polls within presentations, etc.)
- Improve internal and external communications
 - Use social media to increase visibility on campus.
 - Explore the use of scorecards and dashboards.
- Continued support for EHS-Management System for quality and process improvement
 - Re-evaluate our audit program(s) for effectiveness and efficiency.
 - Implement “corporate audit” component where applicable.
 - Continually evaluate and improve efficiency and effectiveness of EHSO processes.
 - Develop an EHSO EHS-MS scorecard or dashboard.
- Training and Development
 - Explore more efficient training platforms and LMSs.
 - Develop Training Needs Assessment for learners.
 - Continue to develop staff into world class personnel.

OFFICE OF RESEARCH ADMINISTRATION BUSINESS OPERATIONS (ORABO)

Melanie Lawrence

Director, Finance and Operations

The ORA Business Operations Team provides fiscal management, accounting, human resources support, operational support, website management, marketing, communication, training support and administrative support for all divisions of the Office of Research Administration. Our mission is to innovatively and proactively provide business and administrative services and solutions that support sustainable and efficient use of all resources.

Since implementation three years ago, we have successfully developed ORABO into a cohesive team running efficiently and effectively while streamlining processes and delivering high levels of customer services and excellence. Additionally, we have focused on process integration, which has provided us the opportunity to move to a more collaborative approach, integrated with the goals, mission and vision of ORA. This intentional collaborative focus has provided the opportunity to be a more proactive and strategic business partner with the departments we support.

FY16 Accomplishments

- Developed Leadership Pipeline for all of ORA for implementation in FY17
- Created recruitment process map in coordination with central recruitment
- Expanded monthly financial statements and departmental support
- Efficiency has created opportunities for employees to take on more and new scope: MTA's, RAS, etc...
- Conducted full equipment inventory and process for ongoing analysis
- Decreased the frequency of errors in expense reports and invoice payment from 8-12% pre-ORABO to 1-3% over the last year
- Reduce processing time for invoices, travel expenses, journals and pay request from 48 hours to 24 hours
- Enhanced ORA wide New Employee Orientation Training
- Enhanced exit interview process and analysis to determine trending causes leading to potential issues related to work processes, work conditions or working relationships.
- Three members graduated from HR programs: 1 Emerging Leader and 2 Aspiring Leaders

Opportunities and Goals for FY17:

- Focus on professional development and training plans for leadership and managers to implement leadership talent pipelines within ORA.
- Continue to evaluate and improve processing time and errors across business functions; particularly in Finance and HR
- Implement formal new employee onboarding feedback
- Complete IRB electronic document project

OFFICE OF RESEARCH ADMINISTRATION INFORMATION TECHNOLOGY

Wil Brown
Director, IT

Overview

Research Administration Information Technology (ORA-IT) serves as a technology facilitator, intermediary, and project liaison on behalf of ORA departments with the University's central IT division (LITS) and various third party vendors. ORA-IT also negotiates and monitors the ORA service level agreements with LITS and third party vendors for all ORA departments. Staff work in close collaboration with each ORA unit to understand their day-to-day activities, and long-term objectives. In addition, the team provides tiered application support and management for each of ORA's Enterprise-class IT applications. Likewise, ORA-IT works in close collaboration with the ORA units to establish IT procurement, management, and support priorities and requirements. ORA's suite of Enterprise-class IT applications include commercial systems such as Huron/Click for IRB operations, TOPAZ Web P&R for IACUC along with University developed systems for Conflict of Interest (eCOI), and SAM Kiosk.

Status of FY16 Goals

- Refactor OSP Contract web-based service
 - Migrated database to LITS hosted environment and removed the need for LITS: Client Services data mapping
- Migrate services to cloud-based hosting where possible
 - Leveraged 3rd party SaaS [Inteum, BioRAFT]
- Provide better data extraction methods to customers
 - Success with data managed by ORAIT such as provided data extractions to OSP, OTT, and Inteum Analytics for the generation of metrics surrounding OSP Contract data
 - Challenges with solutions created by LITS, Huron (eIRB) and Topaz
- Continue to develop an in-depth understanding of ORA business processes encapsulated in enterprise level applications
 - ORAIT Business Analysts have and continues to strive in working side-by-side with ORA units to identify solutions
- eCOI Triage
 - Business Case was approved by ITSC Governance and development is scheduled to start 2nd quarter FY17
- Topaz reimplementation (IACUC)
 - Partnered with DAR, LITS, and Yerkes to implement a centrally hosted Topaz environment, including, not limited to, IACUC Web P&R form thus eliminating the need for using VPN off-campus
 - HTML Element Form help aids was crafted due to technical limitations of Topaz

Other Accomplishments

- eIRB Shibboleth (eIRB authentication method)
- eIRB departmental and user standardization of PeopleSoft (reduction in manual intervention when creating accounts, allowing users to create eIRB accounts themselves)
- Provided support for numerous upgrades and updates for Patricia, Inteum, and other applications
- Provided services to IRB in building department-wide used forms such as Staff Change Request form expediting eIRB changes
- Built and modified several eIRB reports for IRB and OCR offices
- CAPA tracker service went into production
- OHSQ upgraded to provide more features and improving the user experience
- Created ORA contracts and grants export services
- Completed CBO pending grant award automated spreadsheet delivery
- Inteum Analytics ORA contracts data delivery web service
- KeyWatch box system implemented (facilitated easier access to IT resources for ORA Committee meetings and training resulting in freed support staff resources ~1 FTE)
- Partner with Finance in the eNOA transition from ComSquared to OnBase
- Assisted EHSO in analyzing web documents solutions, as well as sensitive data solutions such as RedCap
- Created a Web Content Managers Cascade working group for the division, with quarterly meetings
- Virtual faxes set up for ORA, IACUC, and OSP departments
- Worked with IRB and Contract Group regarding turnaround time of Subject Injury options
- ORA-IT component and equipment inventory
- Served on ORA Web Content Managers committee, Research Administration governance committee, Topaz Elements executive committee, OnBase steering committee, and IT Advisory committee

Strategic Challenges


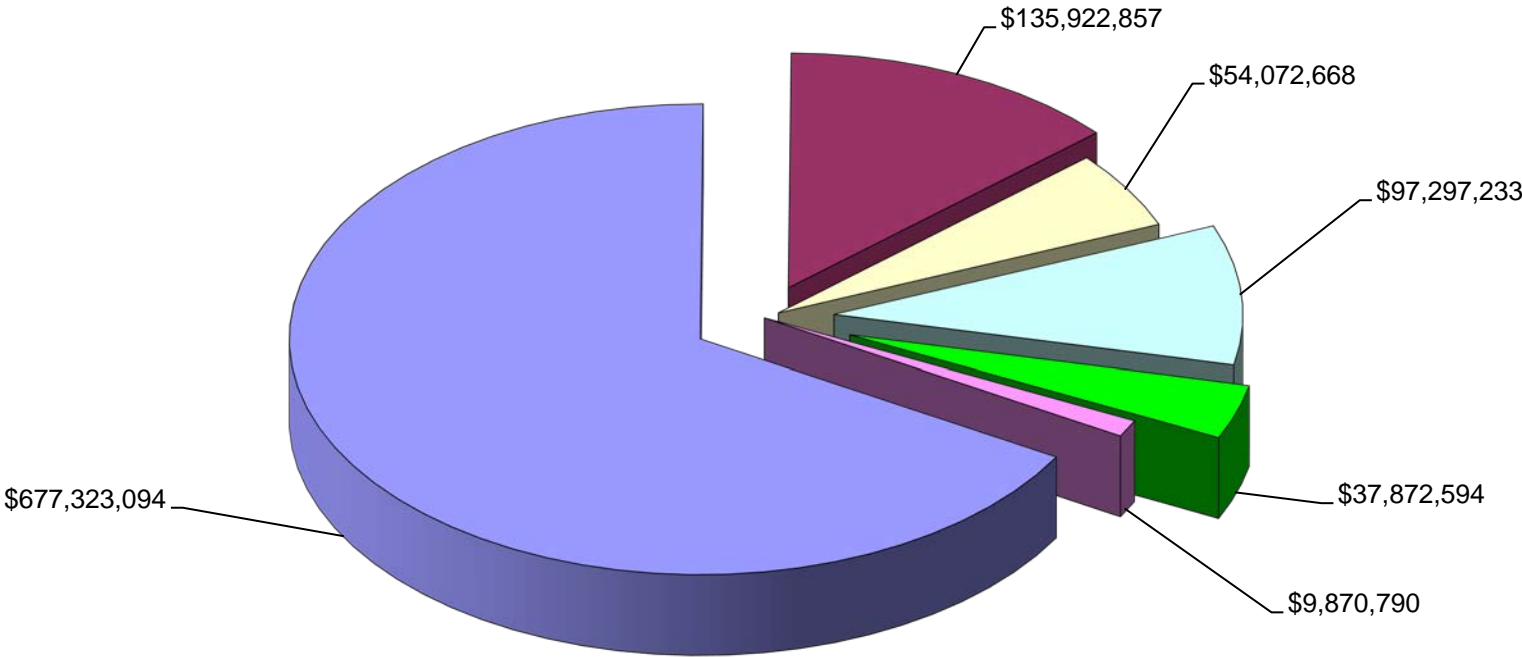
While demand for ResAdmin IT oversight, assistance, and support continues to increase within the Division, limited ORA-IT staffing resources continue to create needs to prioritize initiatives. The increasing paradigm shift to device independent, vendor provided, cloud based applications, continues to emphasize the need for management practices and strategic plans which actively embrace these trends and the benefits they embody. One specific area where innovation and planning are critical is in the purchase and delivery of business applications. SaaS, Software as a Service model should be leveraged where appropriate. An increasing desire to merge and aggregate operational data from various systems and present the resultant combined data in a device independent manner, continues to challenge the ORA-IT group. With the many disparate systems that currently comprise the ORA IT portfolio, a concerted effort, comprised of both technological and non-technological components, needs to be actively undertaken in order to successfully aggregate ORA data for management purposes. As always, much of ORA's technology success hinges on the appropriate mix of internal and vendor based applications and services. ORA-IT continually evaluates the blend in an effort to determine its appropriateness for addressing the demanding and changing business needs of ORA. Vendors represent key partners and ORA-IT continues to evaluate new and existing vendors to determine if the products and service offerings are kept current with technology trends, are

appropriately priced, fit within Emory's and ORA's technology architecture, and meet both current and future ORA operational needs. The top three items of strategic challenges are: Limited ORAIT personnel, Topaz Technologies, and LITS: Application Development.

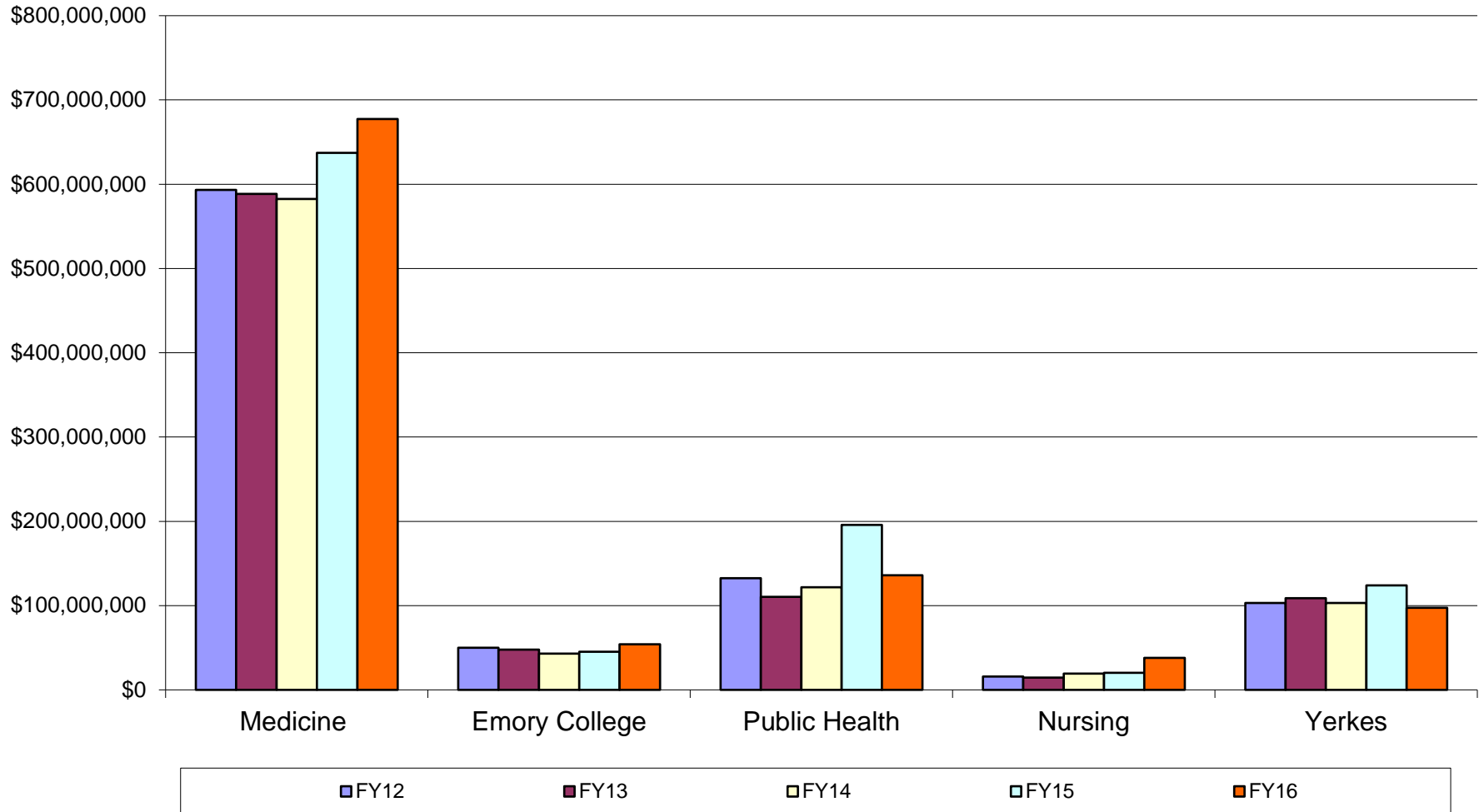
Goals for FY17

- Any ORA Data, Any Where, Any Time, On Any Platform, SECURELY
- Identify and start the implementation of a New eIRB and eCOI SaaS solution(s)
- eCOI Triage implementation
- Implementation of new BioRAFT modules
- Explore importation of ELSM data into BioRAFT
- Explore importation of training data into Elements (1st iteration)
- Elements upgrade for remaining IACUC features
- Stabilize DocAccell
- Partner with LITS, OSP, RAS, and FGC in migrating DocAccel to OnBase
- Partner with LITS and ORA units in the migration of ORA Network data storage to cloud-based storage
- Partner with LITS and EHSO in the migration from Blackboard to Canvas for EHSO Radiation Safety committees
- Improve communications with units
- Improve IT ordering and IT inventory
- Partner with LITS and EHSO in supporting the implementation of BioRAFT modules
- Partner with LITS and OTT in moving OTT documents to OnBase
- Partner with LITS and OSP to evaluate the replacement of SAM Kiosk (POC in BPMS)
- Partner with LITS and ORA units in the migration of ORA Network data storage to cloud-based storage
- Partner with SOM: DAR and IACUC in the development of IACUC reports

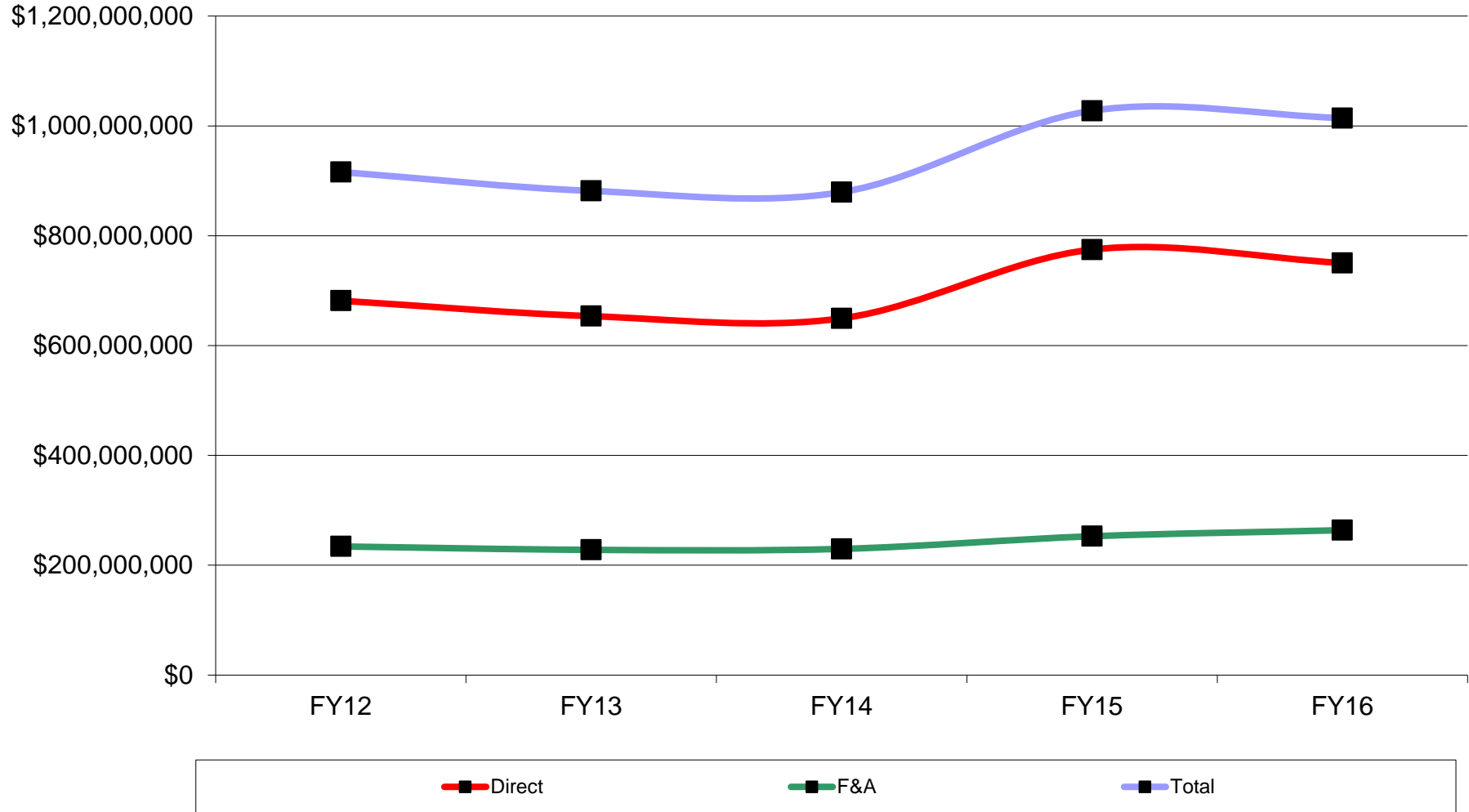
Total Dollars Requested \$1,014,255,650



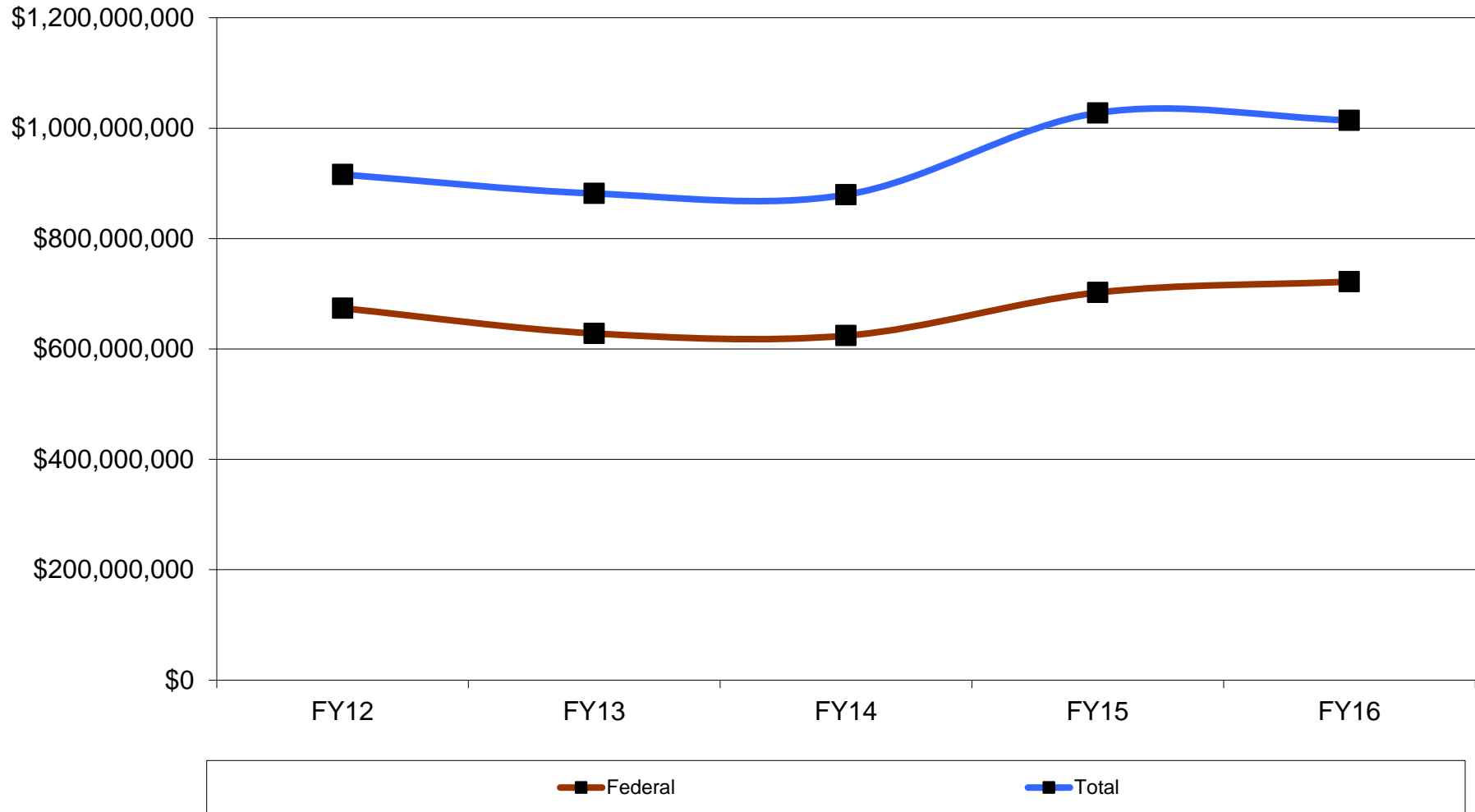
Total Sponsored Research Requested



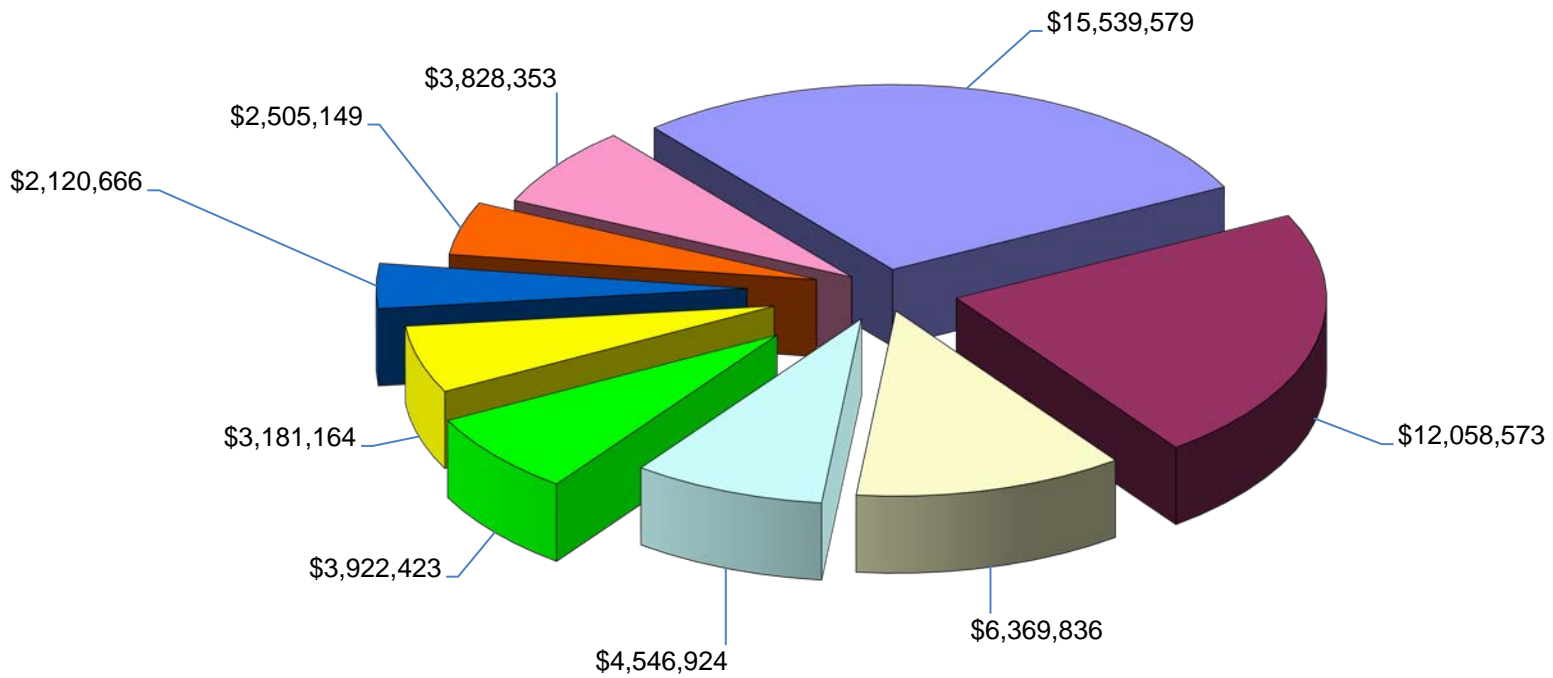
Growth in Sponsored Research Requested (Direct, F&A and Total)



Growth in Sponsored Research Requested (Federal and Total)

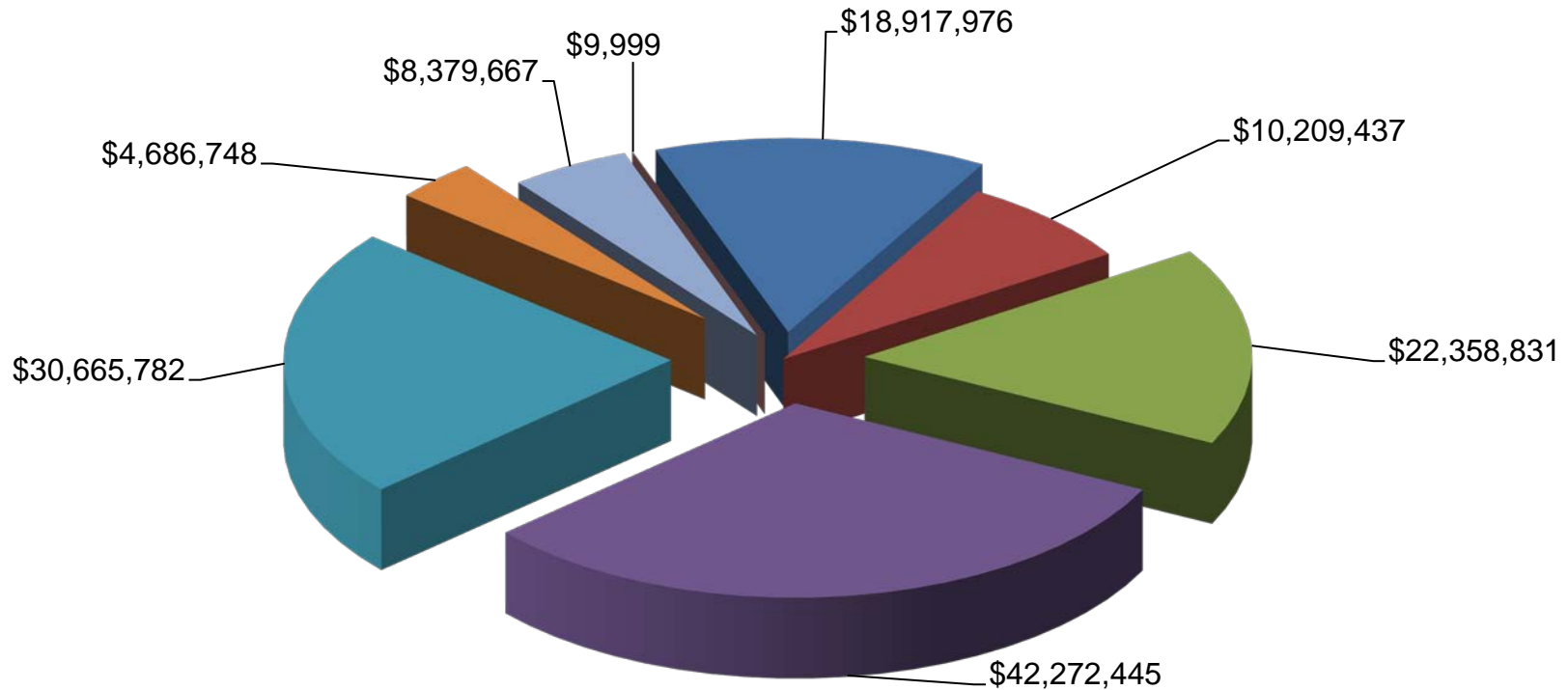


Emory College Total Dollars Requested \$54,072,668



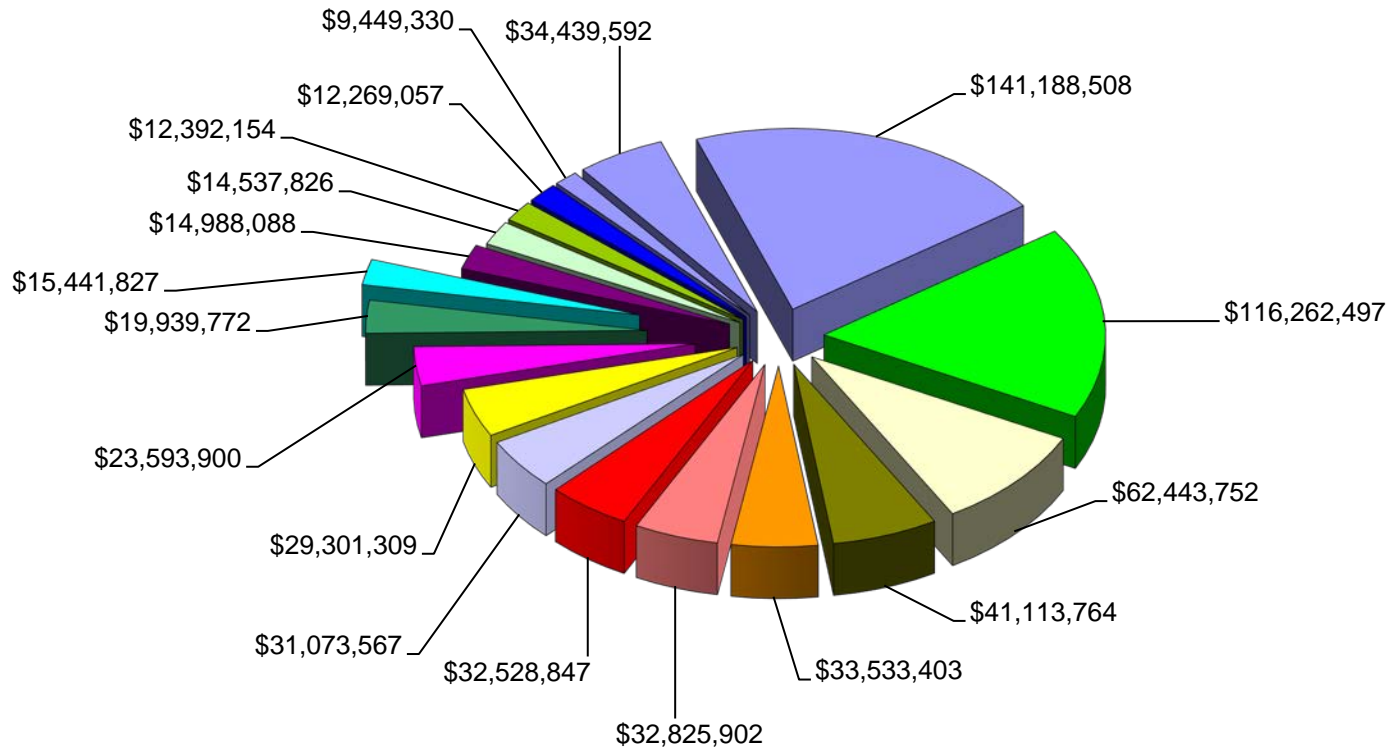
■ Chemistry \$15.6	■ Biology \$12.1	□ Psychology \$6.4
□ Physics \$4.5	■ Anthropology \$3.9	■ Environmental Science \$3.2
■ Sociology \$2.1	■ Mathematics & Computer Science \$2.5	■ All Others \$3.8

Rollins School of Public Health Total Dollars Requested \$135,922,857




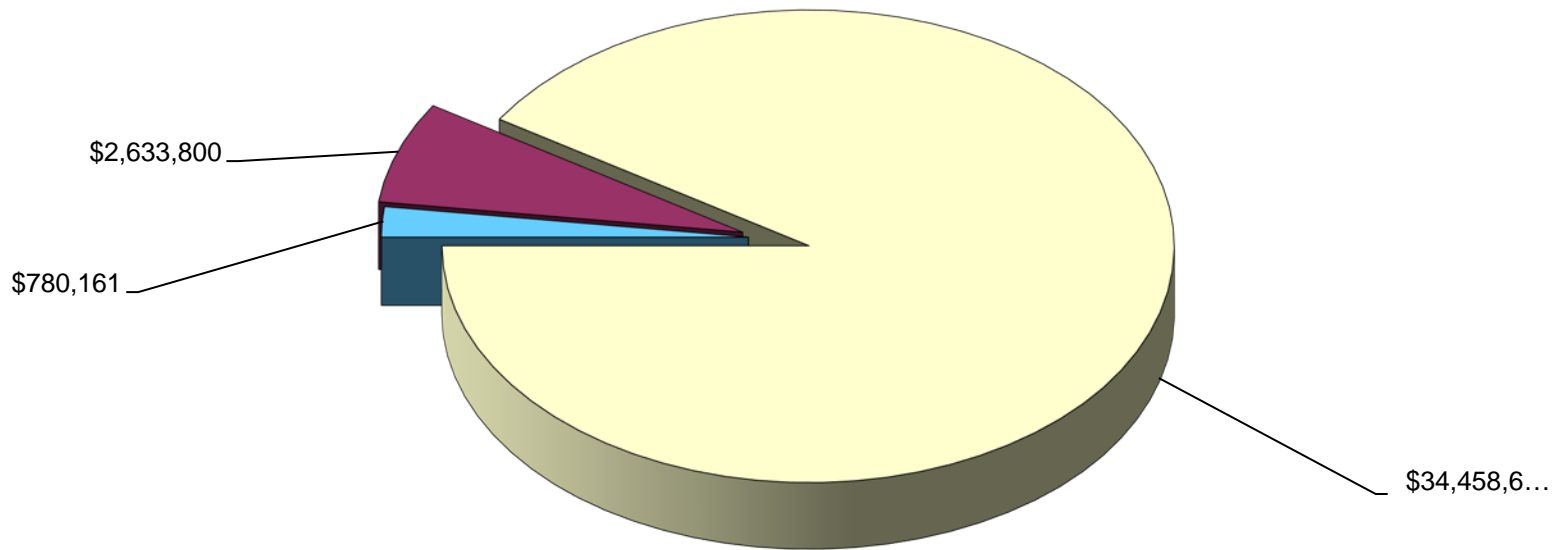
■ Beh. Science & Health Education \$18.9	■ Biostatistics \$10.2	■ Environmental & Occupational Health \$22.3
■ Epidemiology \$42.3	■ Global Health \$30.7	■ Global Health Institute \$4.7
■ Health Policy & Management \$6.8	■ SPH: Business Services \$.0010	

School of Medicine Total Dollars Requested \$677,323,094

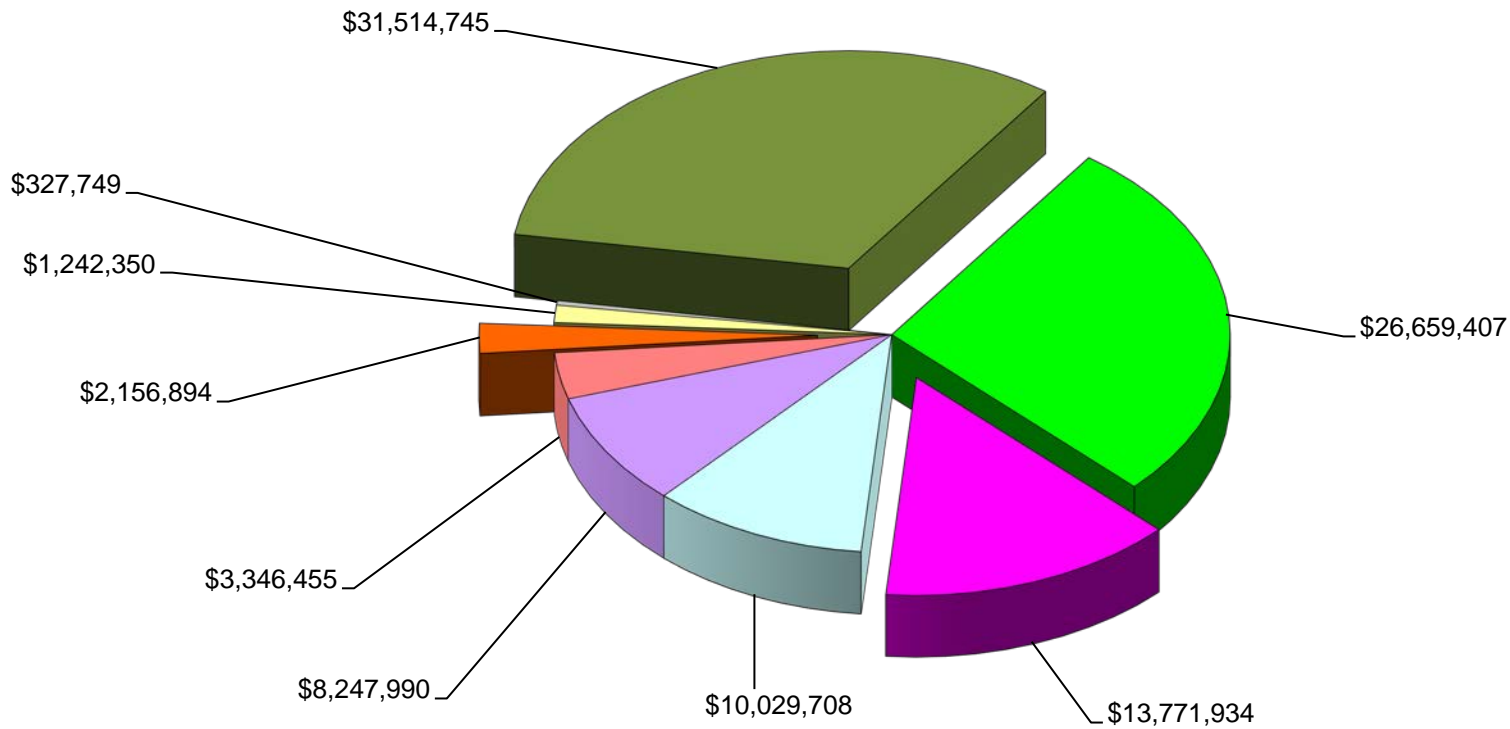


■ Medicine \$141.2	■ Pediatrics \$116.3	■ Hematology & Medical Oncology \$62.4
■ Pathology \$41.1	■ Radiology \$33.5	■ Neurology \$32.8
■ Surgery \$32.5	■ Genetics \$31.1	■ Microbiology & Immunology \$29.3
■ Pharmacology \$23.6	■ Psychiatry \$19.9	■ Physiology \$15.4
■ Cell Biology \$15.0	■ Biochemistry \$14.5	■ Neurosurgery \$12.4
■ Biomedical Engineering \$12.3	■ Ophthalmology \$9.4	■ All Others \$34.4

Nell Hodgson Woodruff School of Nursing Total Dollars Requested \$37,872,594

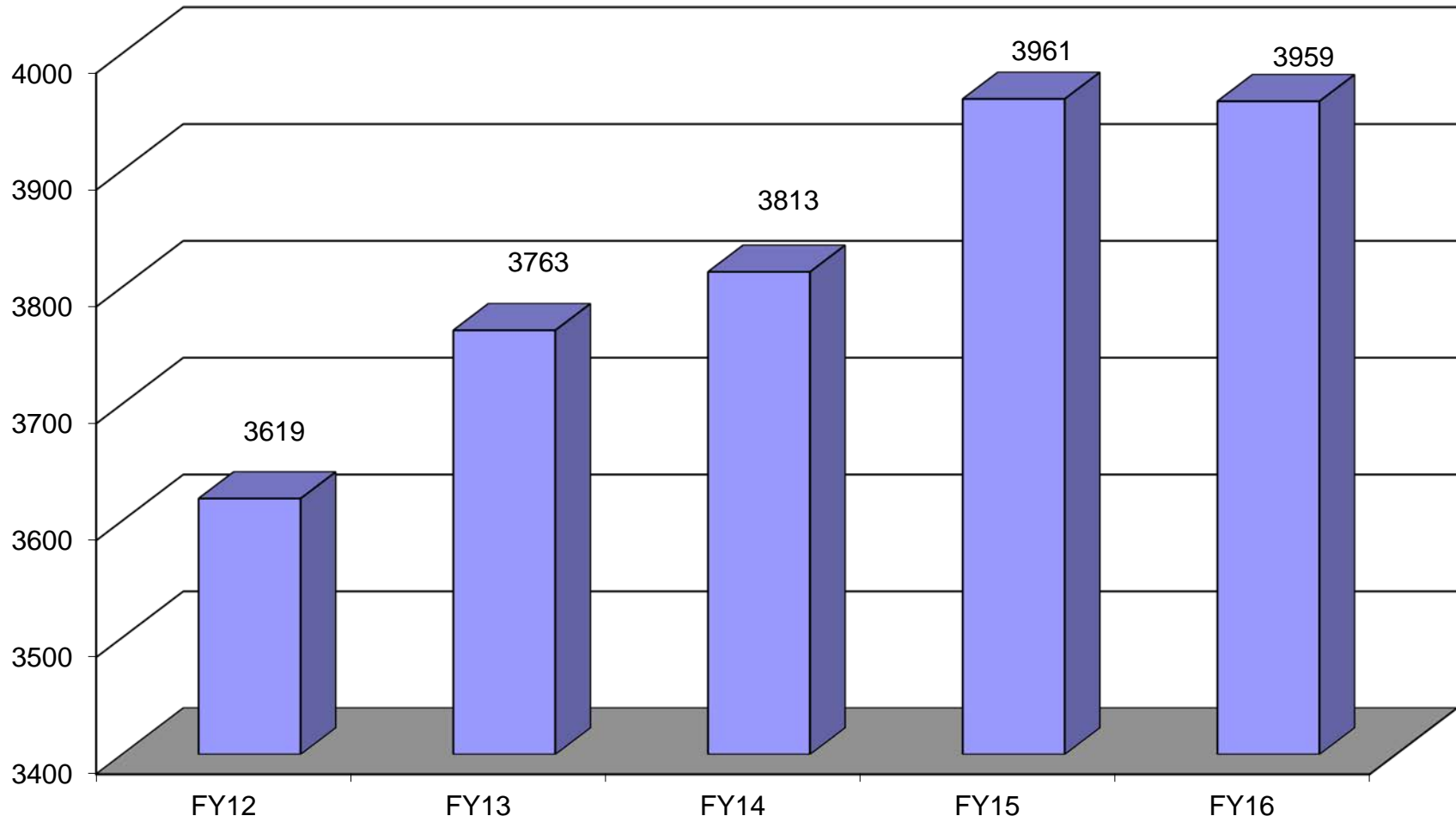


Yerkes National Research Primate Center Total Dollars Requested \$ 97,297,232

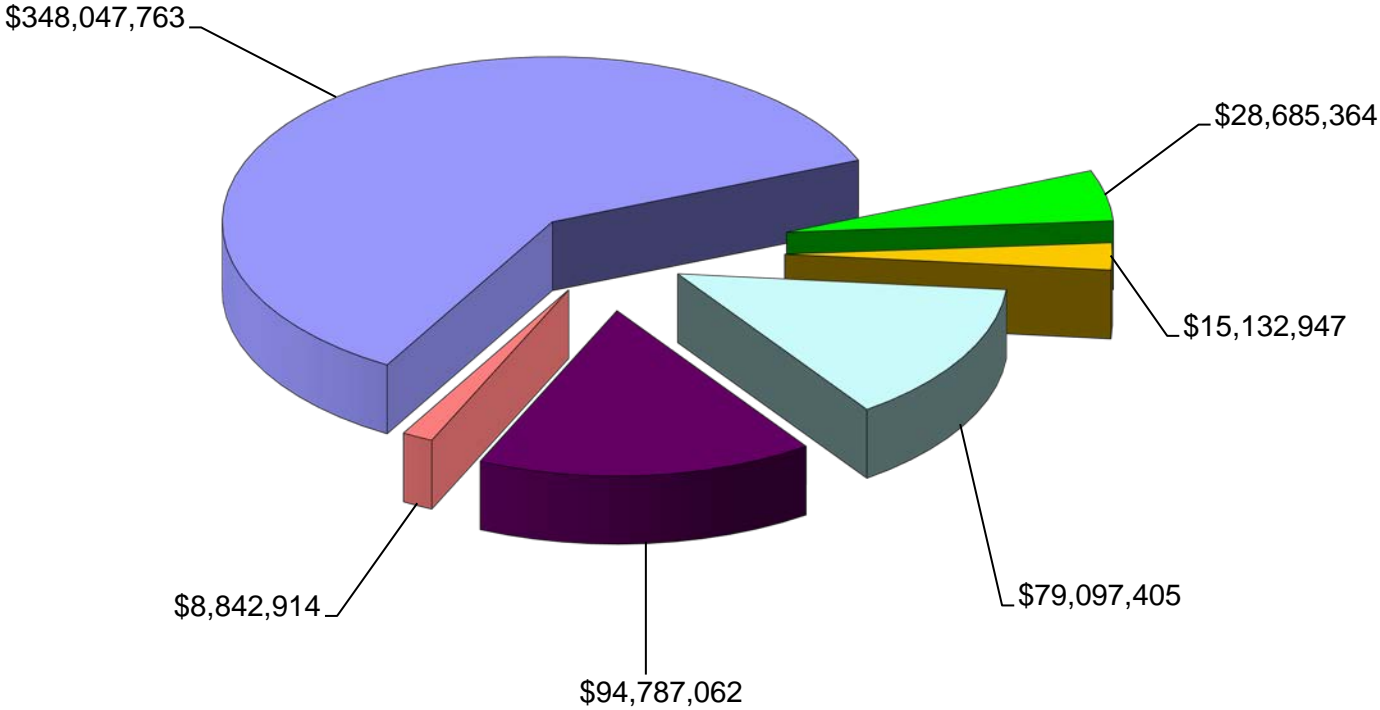


■ Division of Microbiology & Immunology \$31.5	■ Vaccine Research Center \$26.7	■ Dev. & Cog Neuroscience \$13.8
■ Division of Neuroscience \$10.0	■ Behavioral Neuroscience \$8.2	■ Sensory Motor Systems \$3.3
■ Emory Inst Drug Dev. \$2.2	■ Director's Office \$1.2	■ Other \$.3

Proposals (Processing Totals)

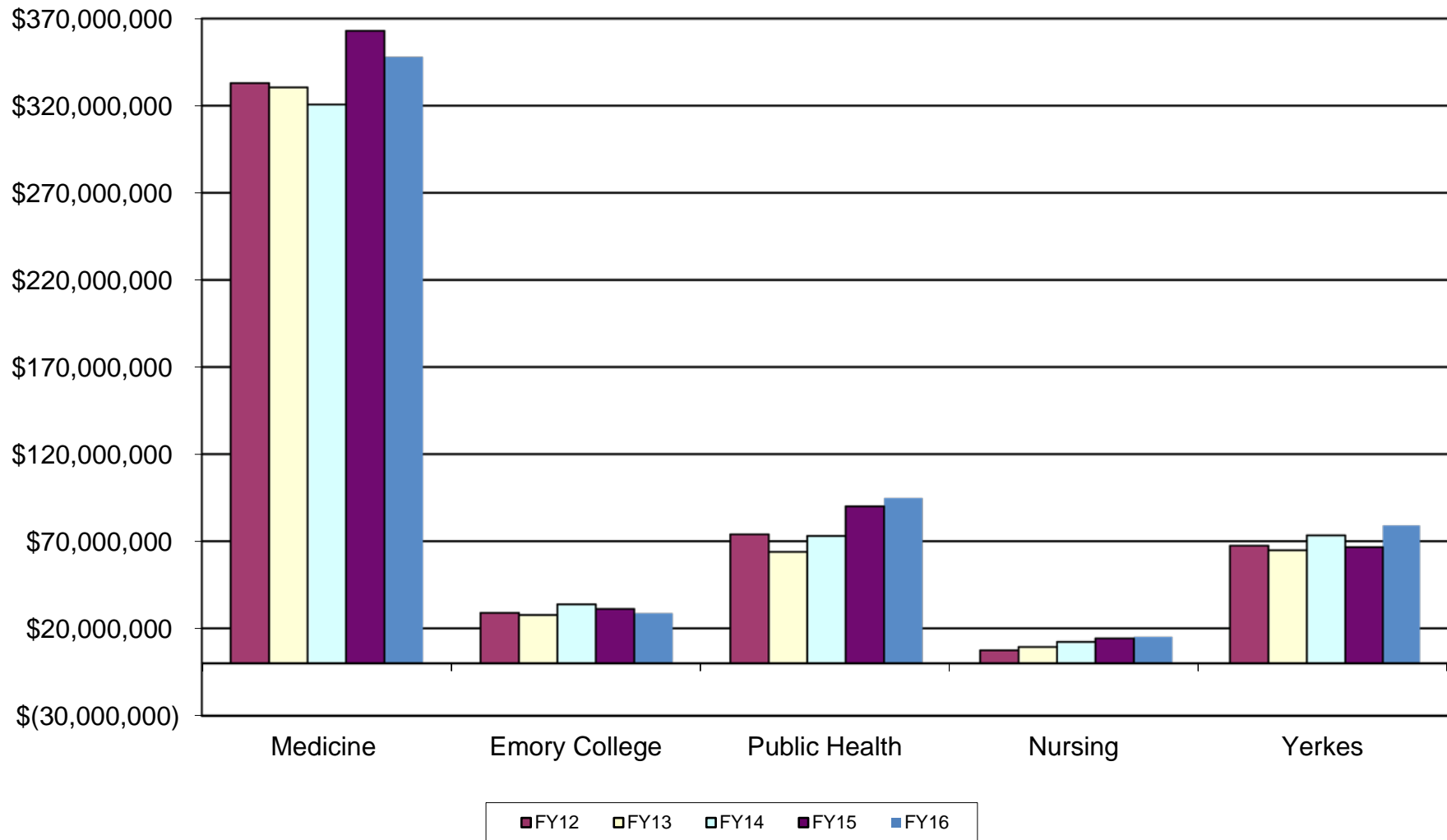


Total Sponsored Research \$574,593,454

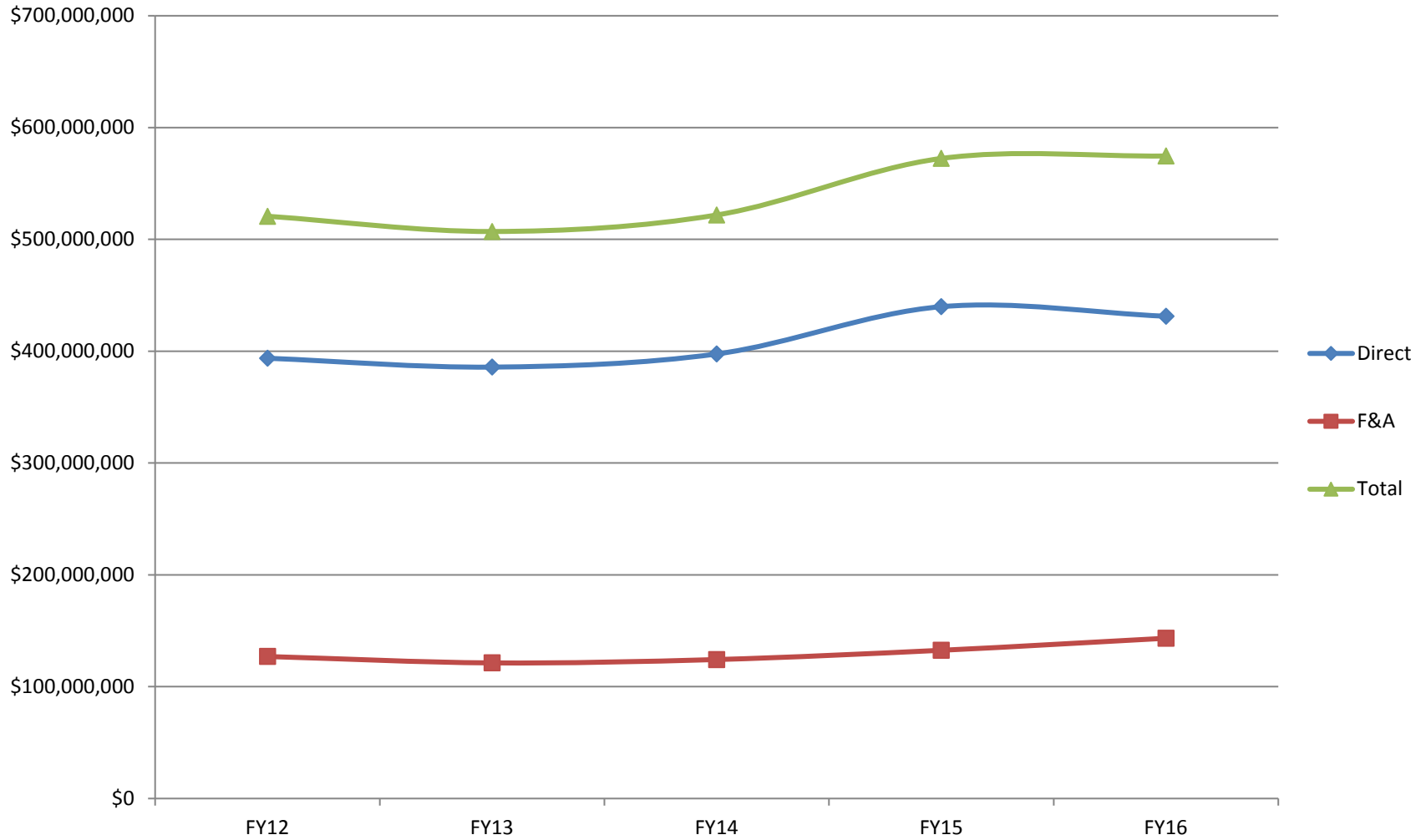


■ Medicine - \$348.0
 ■ Emory College - \$28.7
 ■ Nursing - \$15.1
 ■ Yerkes - \$79.1
 ■ Public Health - \$94.8
 ■ All Others - \$8.8

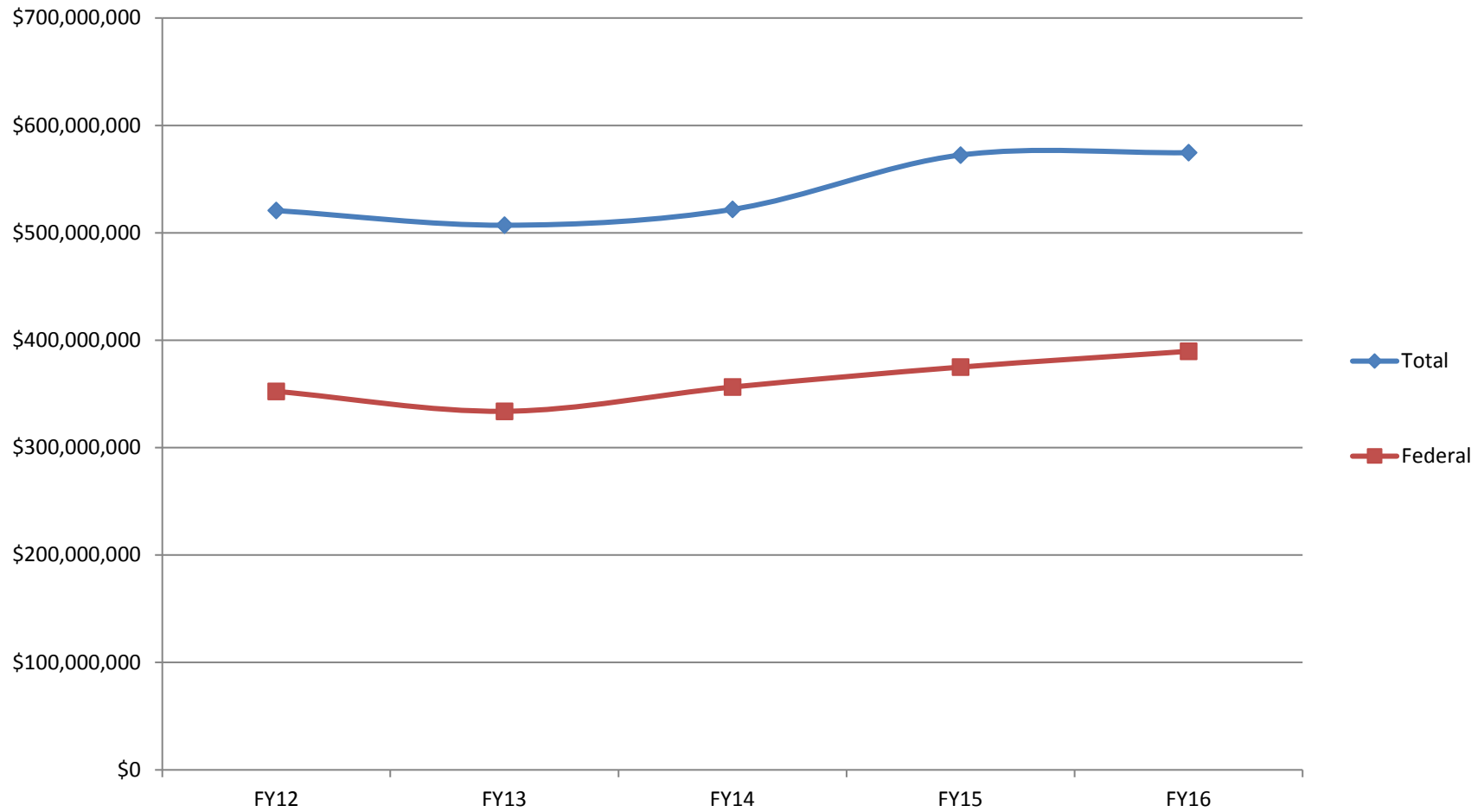
Total Sponsored Research Awarded



Total Sponsored Research Awards

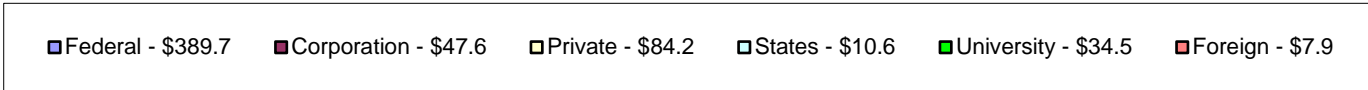
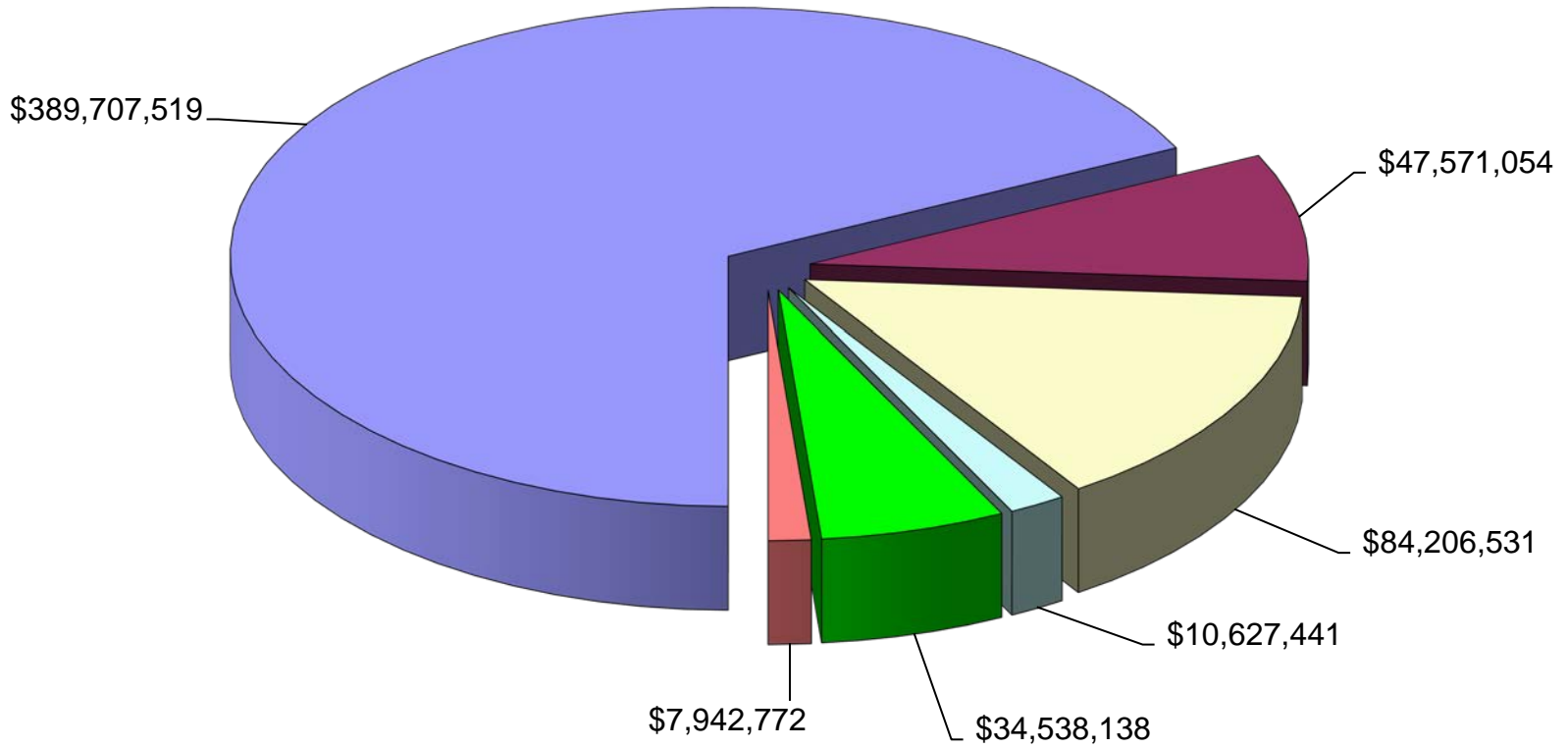


Growth in Sponsored Research (Emory's Obligations for R & D Awards)



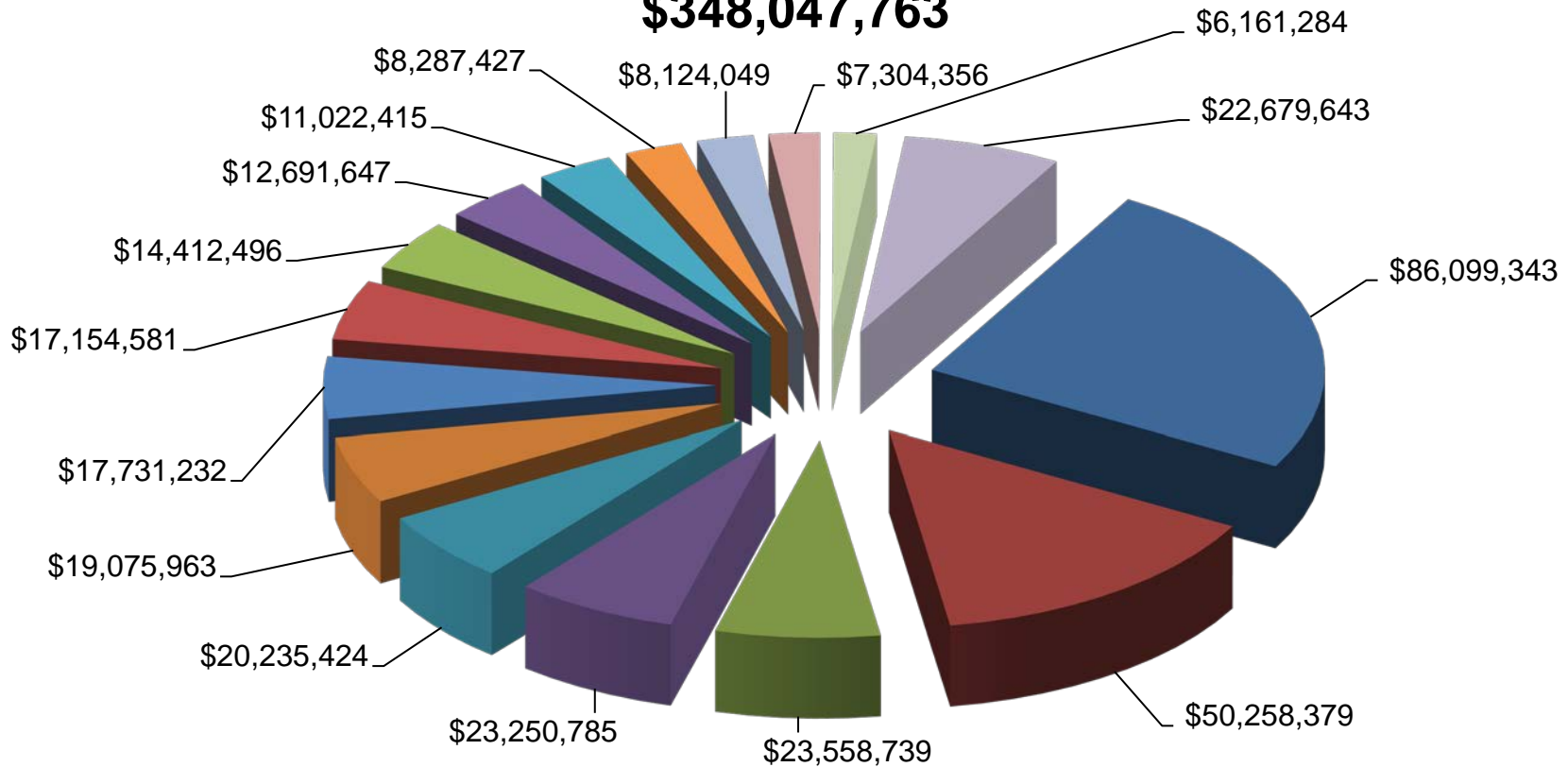
Office of Research Administration FY2016

Sources of Sponsored Research \$574,593,454



Office of Research Administration FY2016


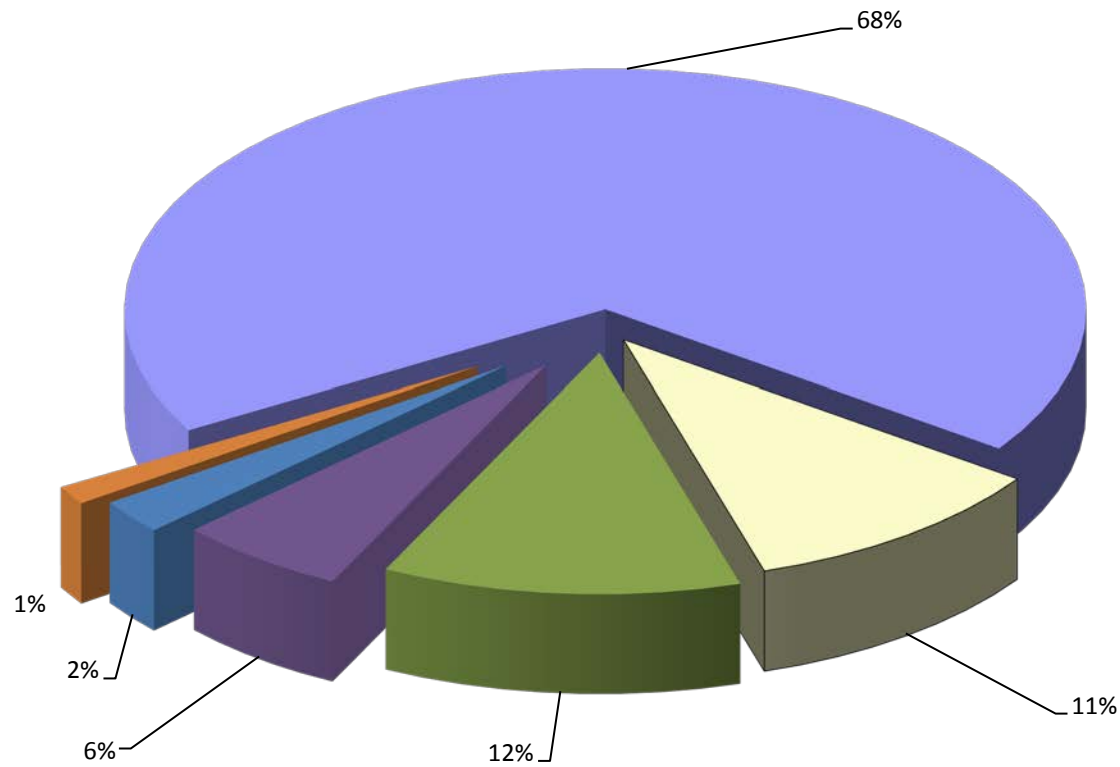
School of Medicine Total Research Awards \$348,047,763



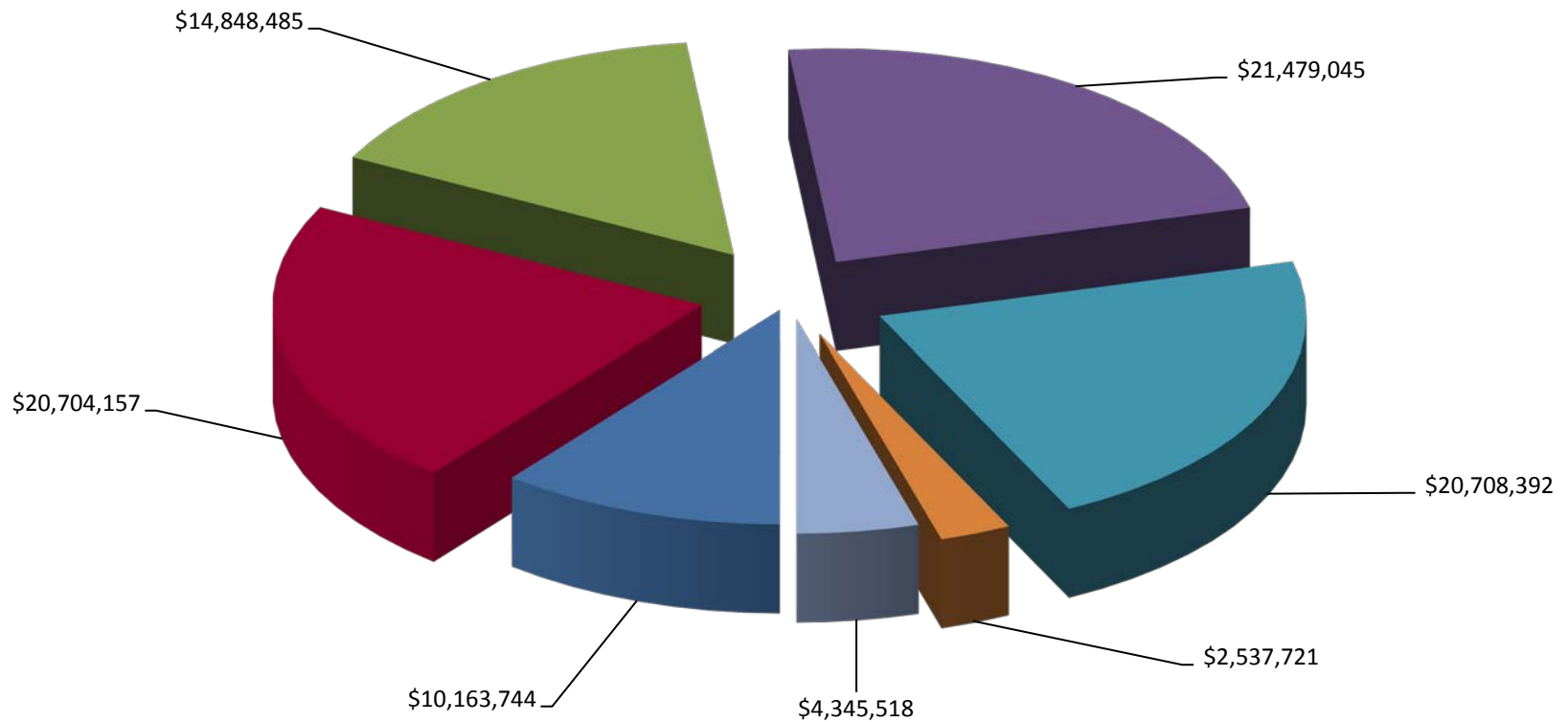
■ Medicine \$86.1	■ Pediatrics \$50.3	■ Neurology \$23.6	■ Hematology & Medical Oncology \$23.3
■ Human Genetics \$20.2	■ Pathology \$19.1	■ Surgery \$17.7	■ Micro/Immun: Admin \$17.2
■ Psychiatry \$14.4	■ Pharmacology \$12.7	■ Physiology \$11.0	■ Radiology \$8.3
■ Cell Biology \$8.1	■ Biochemistry \$7.3	■ ACTSI \$6.2	■ All Other \$22.7

Office of Research Administration FY2016

Sources of School of Medicine Funding

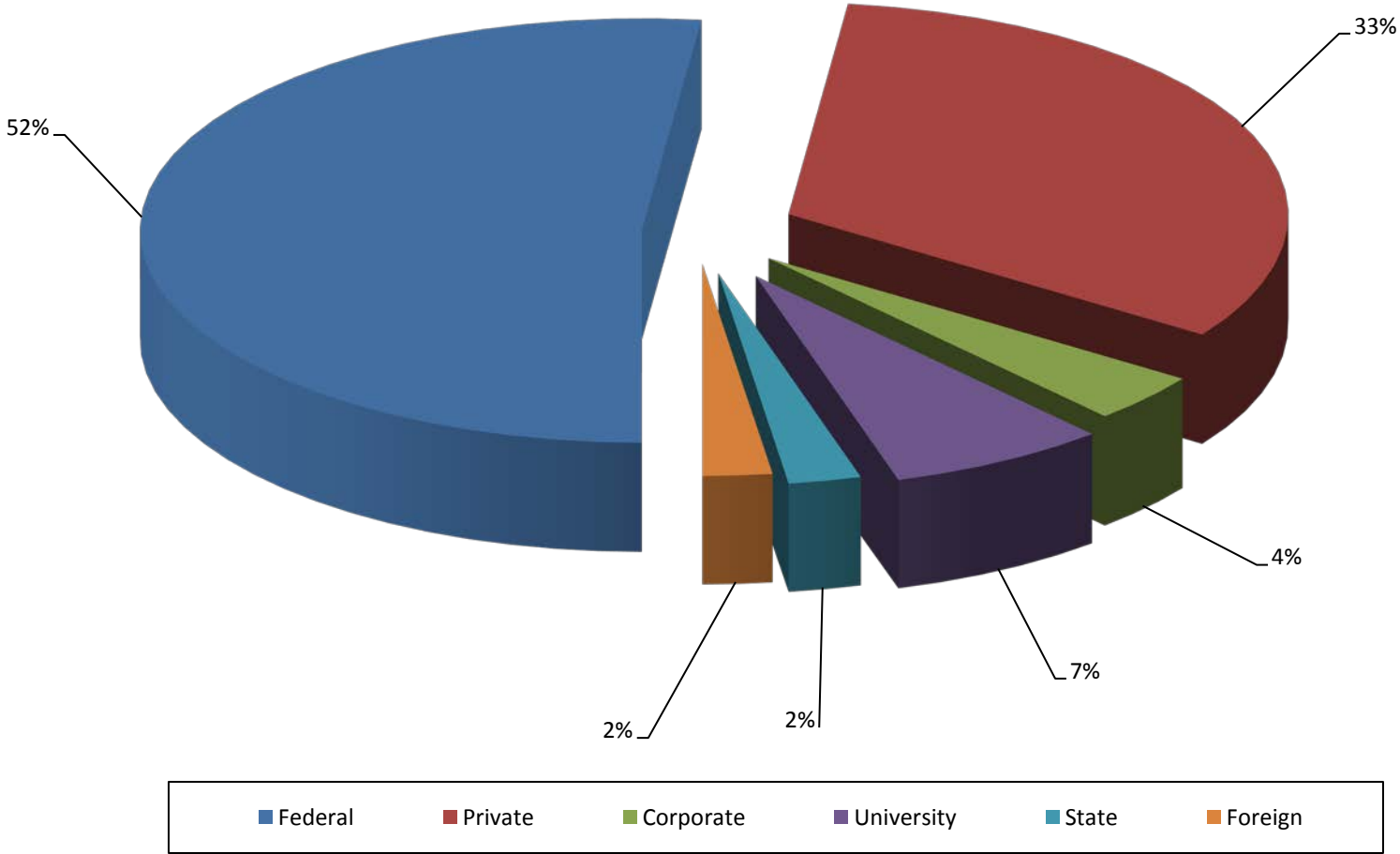


Rollins School of Public Health Total Research Awards \$94,787,062

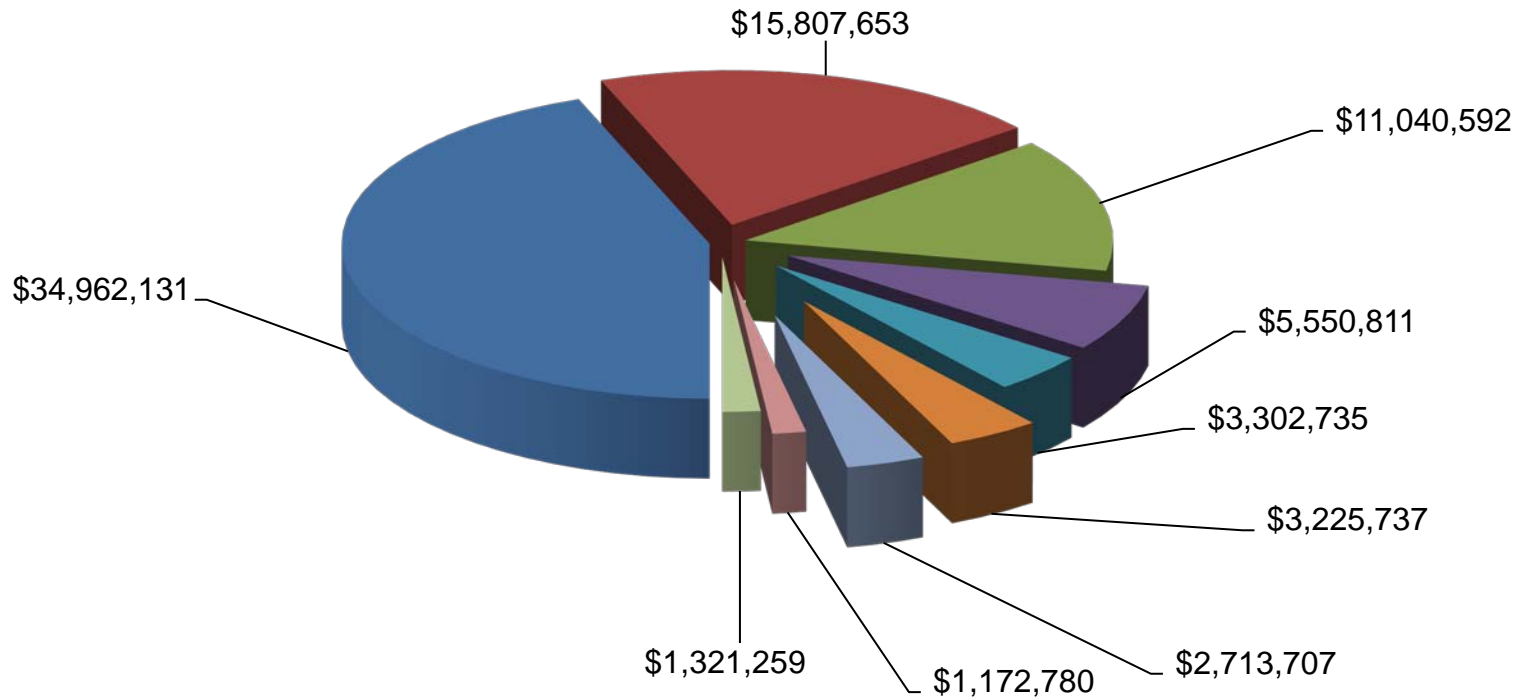


Beh. Science & Health Education \$10.2	Epidemiology \$20.7	Environmental & Occupational Health \$14.8
Global Health Institute \$21.5	Global Health \$20.7	Health Policy & Management \$2.5
Biostatistics \$4.3		

Sources of Rollins School of Public Health Funding



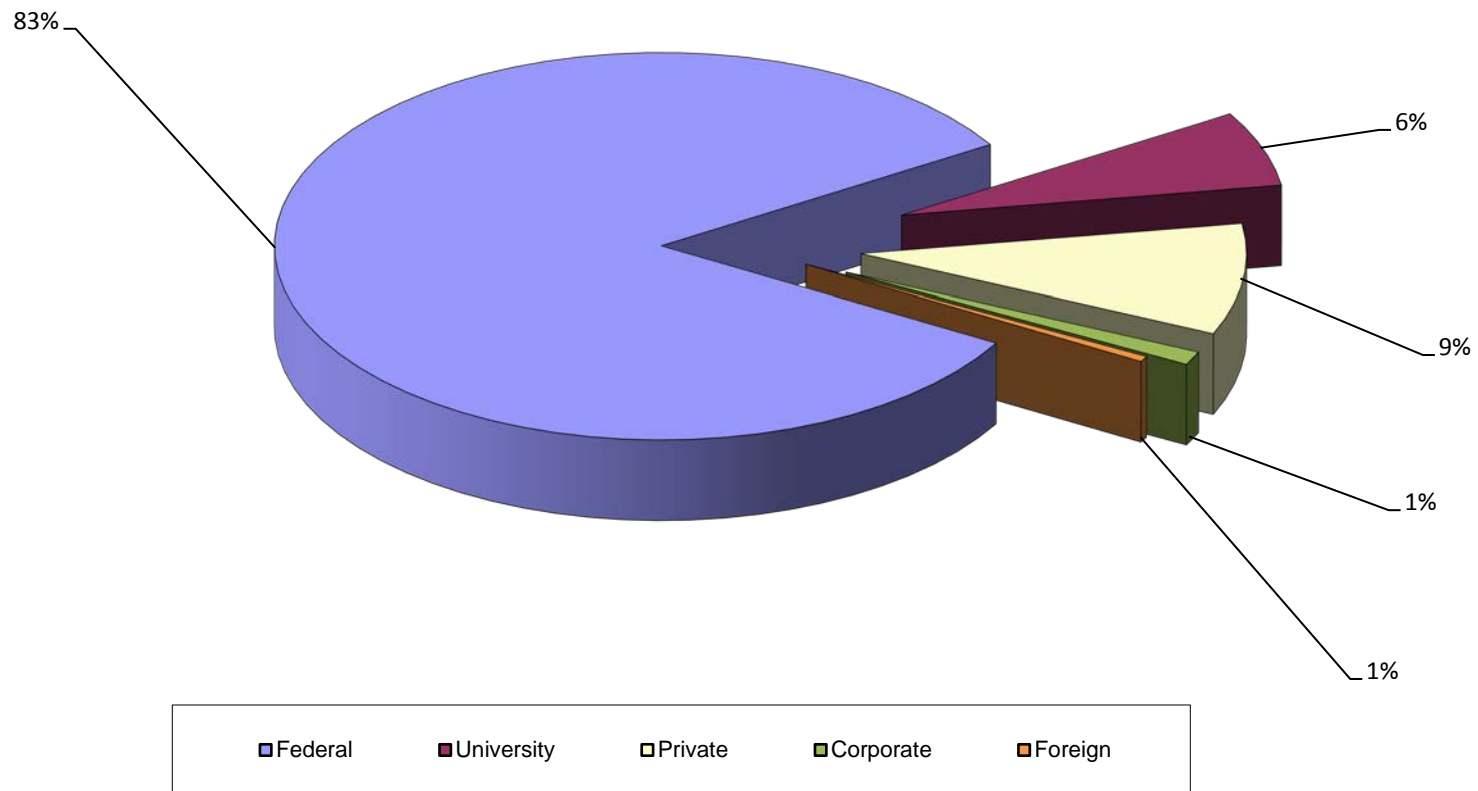
Yerkes National Research Primate Center Total Research Awards \$79,097,405



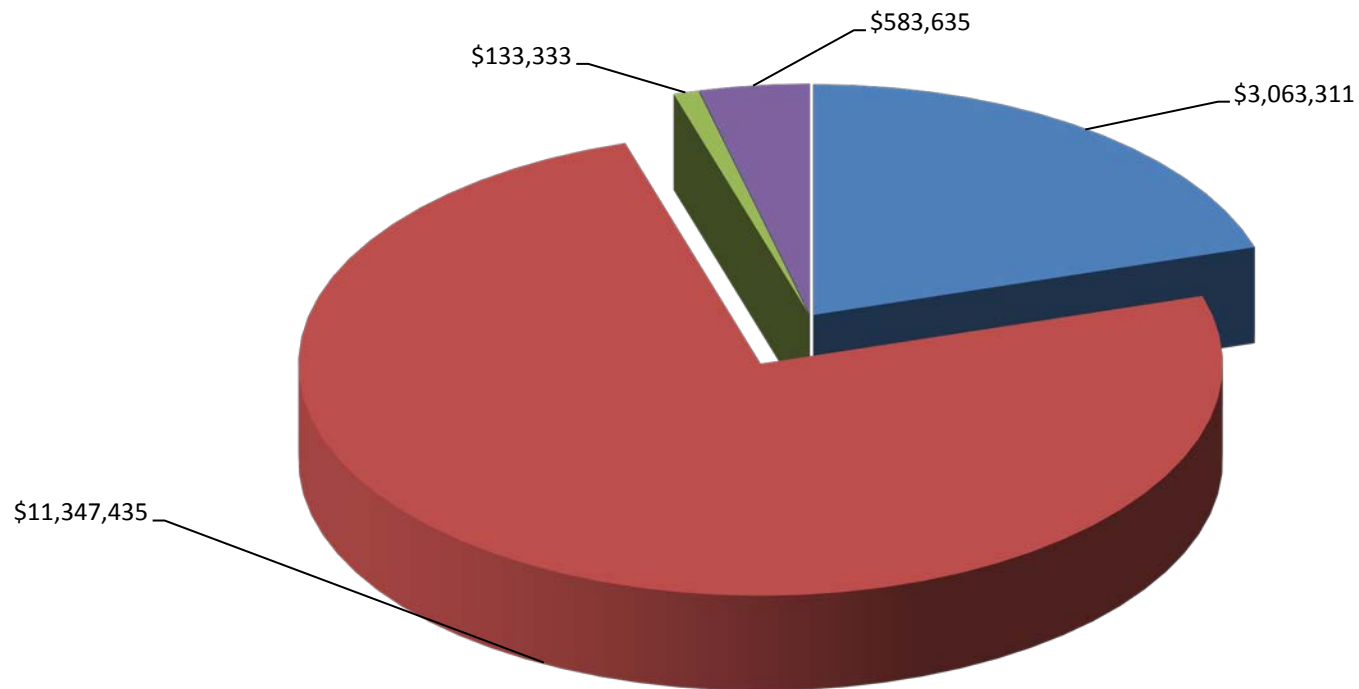
■ Vaccine Research Center \$35.0	■ Division of Microbiology & Immunology \$15.8	■ Director's Office \$11.0
■ Division of Dev & Cog Neuroscience \$5.6	■ Division of Neuroscience \$3.3	■ Behav Neuro & Psych Dis \$3.2
■ Emory Inst Drug \$2.7	■ Sensory Motor Systems \$1.2	■ All Other \$1.3

Office of Research Administration FY2016

Sources of Yerkes National Research Primate Center Funding

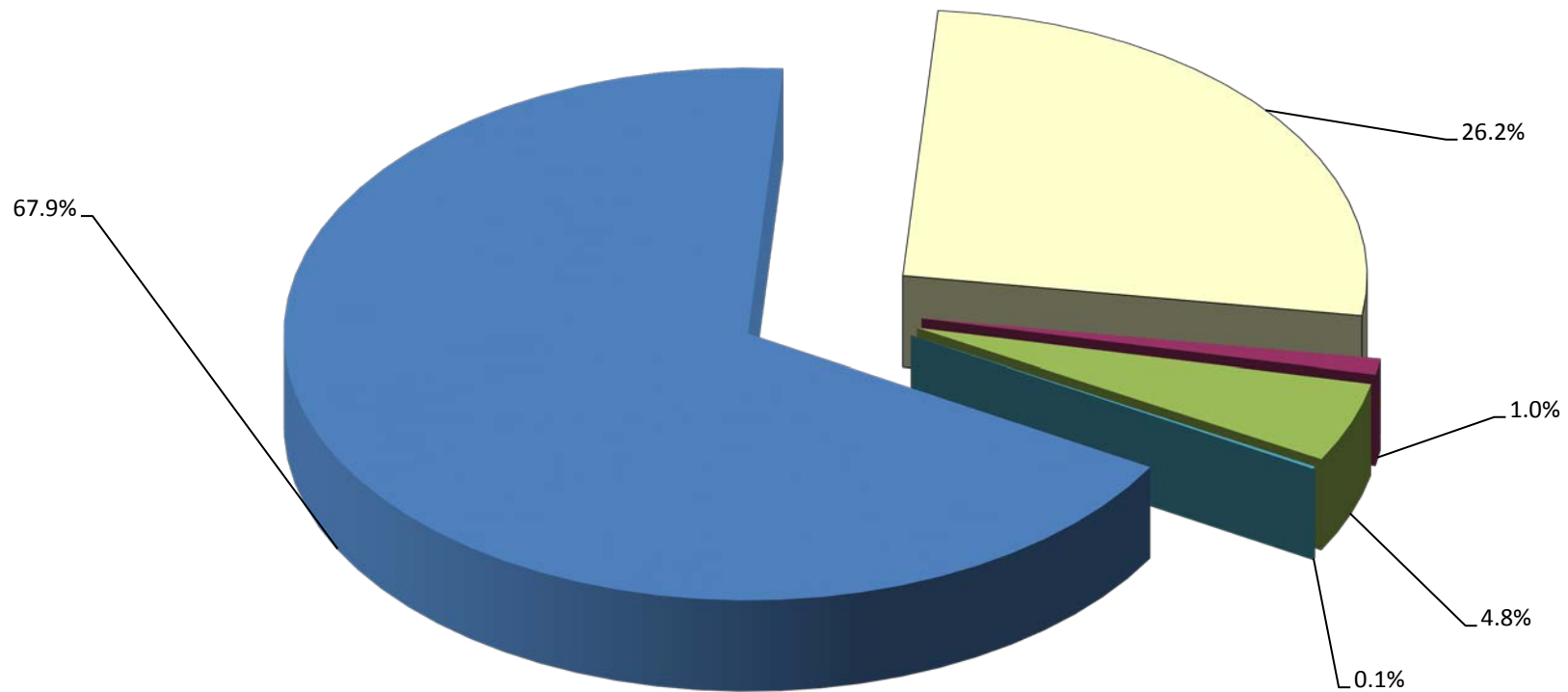


Nell Hodgson Woodruff School of Nursing Total Research Awards \$15,132,947



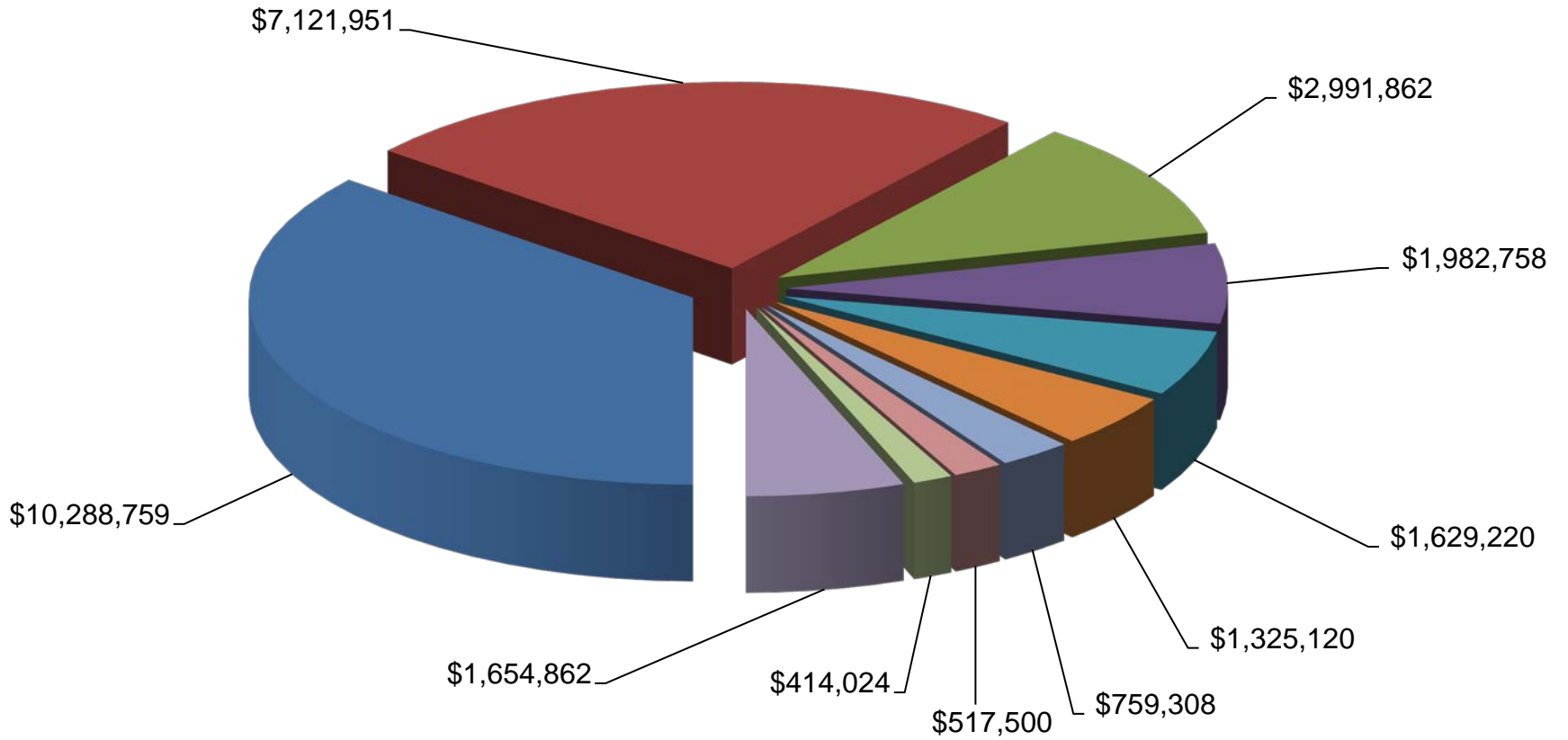
Deans Office \$3.1	Office of Academic Advancement \$11.3
Family and Community Health \$ 0.1	Nursng Research \$.0584

Sources of Nell Hodgson Woodruff School of Nursing Funding



Office of Research Administration FY2016

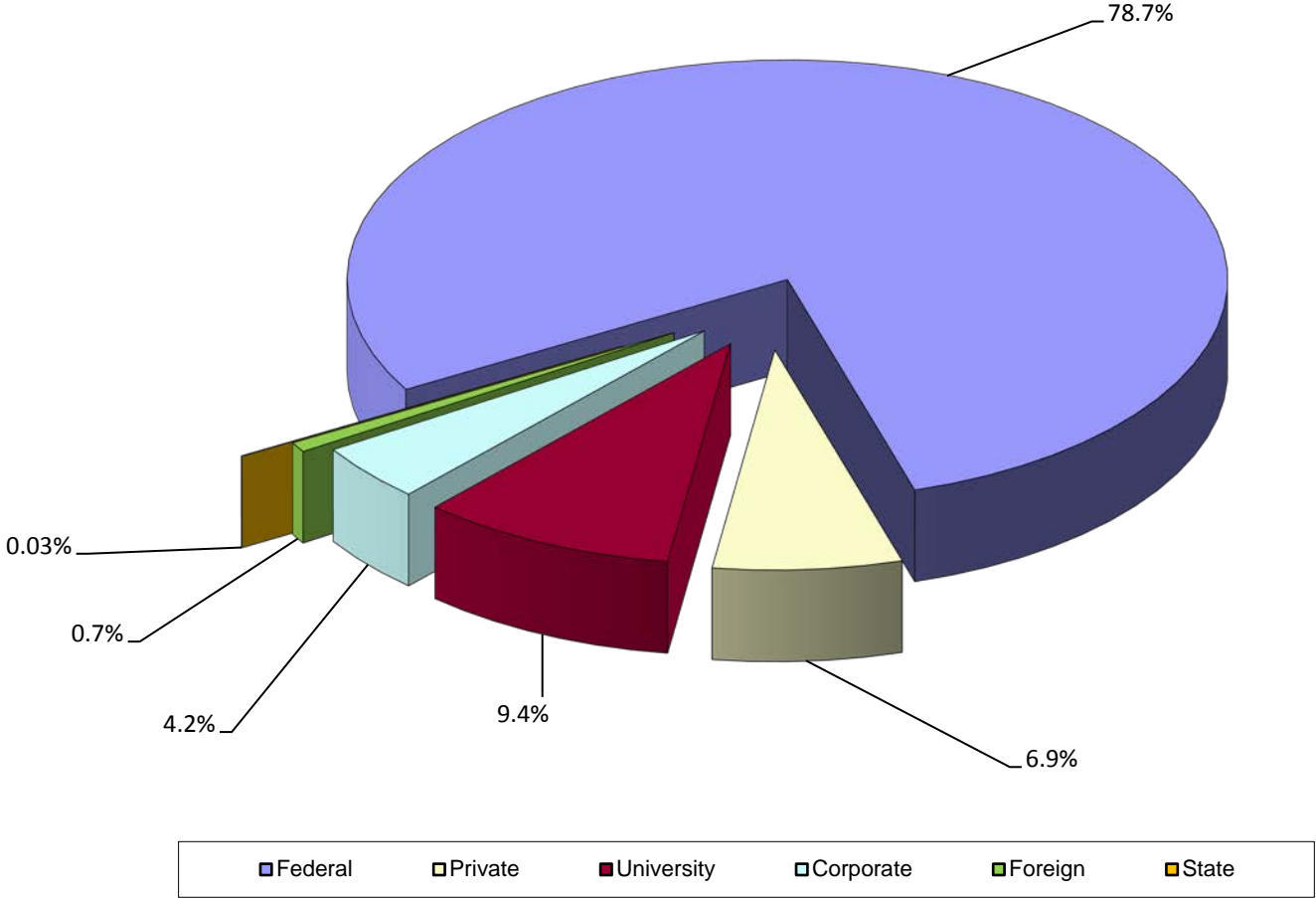
Emory College Total Research Awards \$ 28,685,364



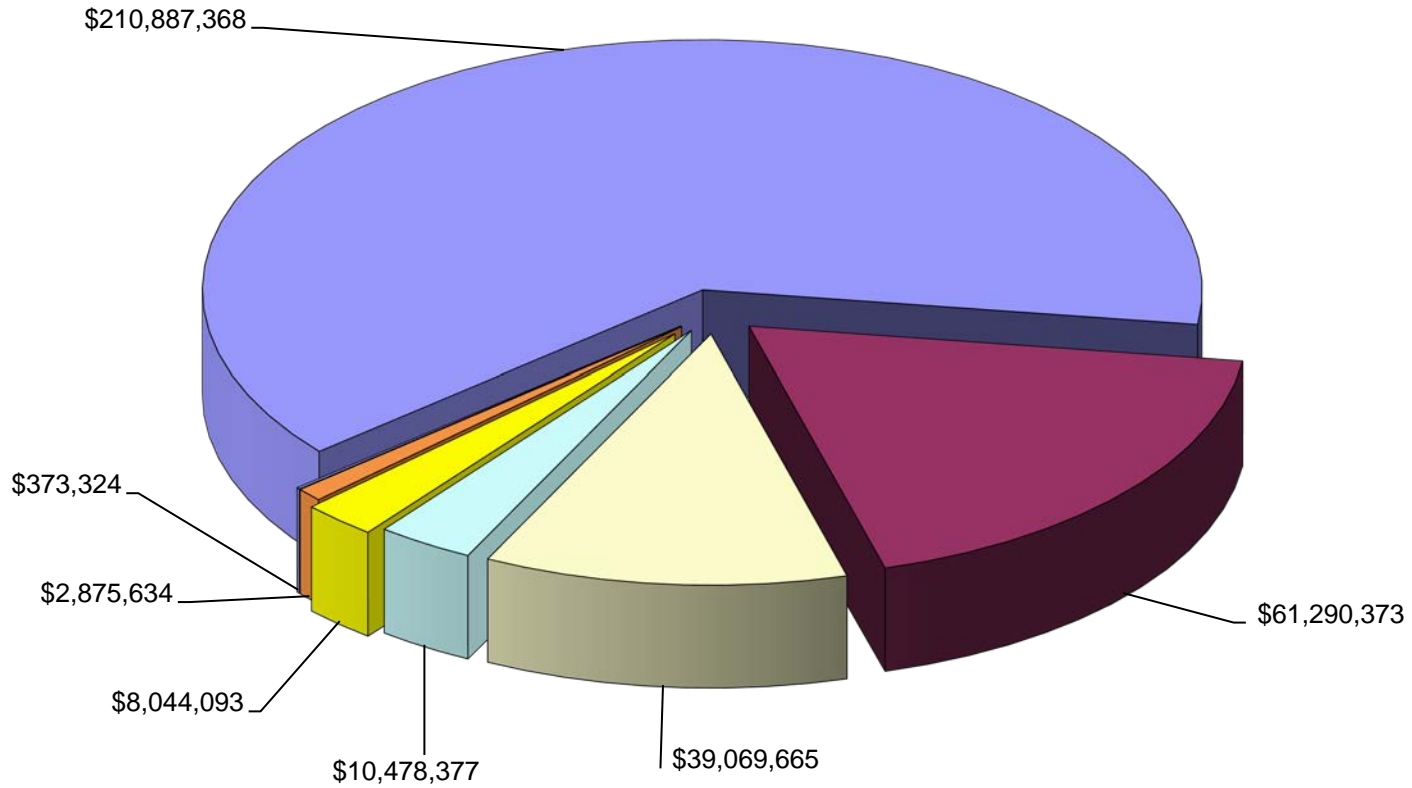
■ Chemistry \$10.3	■ Biology \$7.1	■ Psychology \$2.9
■ Mathematics & Computer Science \$1.98	■ Physics \$1.6	■ Anthropology \$1.3
■ Environmental Studies \$.759	■ Emory Tibet Partnership \$.517	■ Art History \$.414
■ All Others \$1.65		

Office of Research Administration FY2016

Sources of Emory College Funding

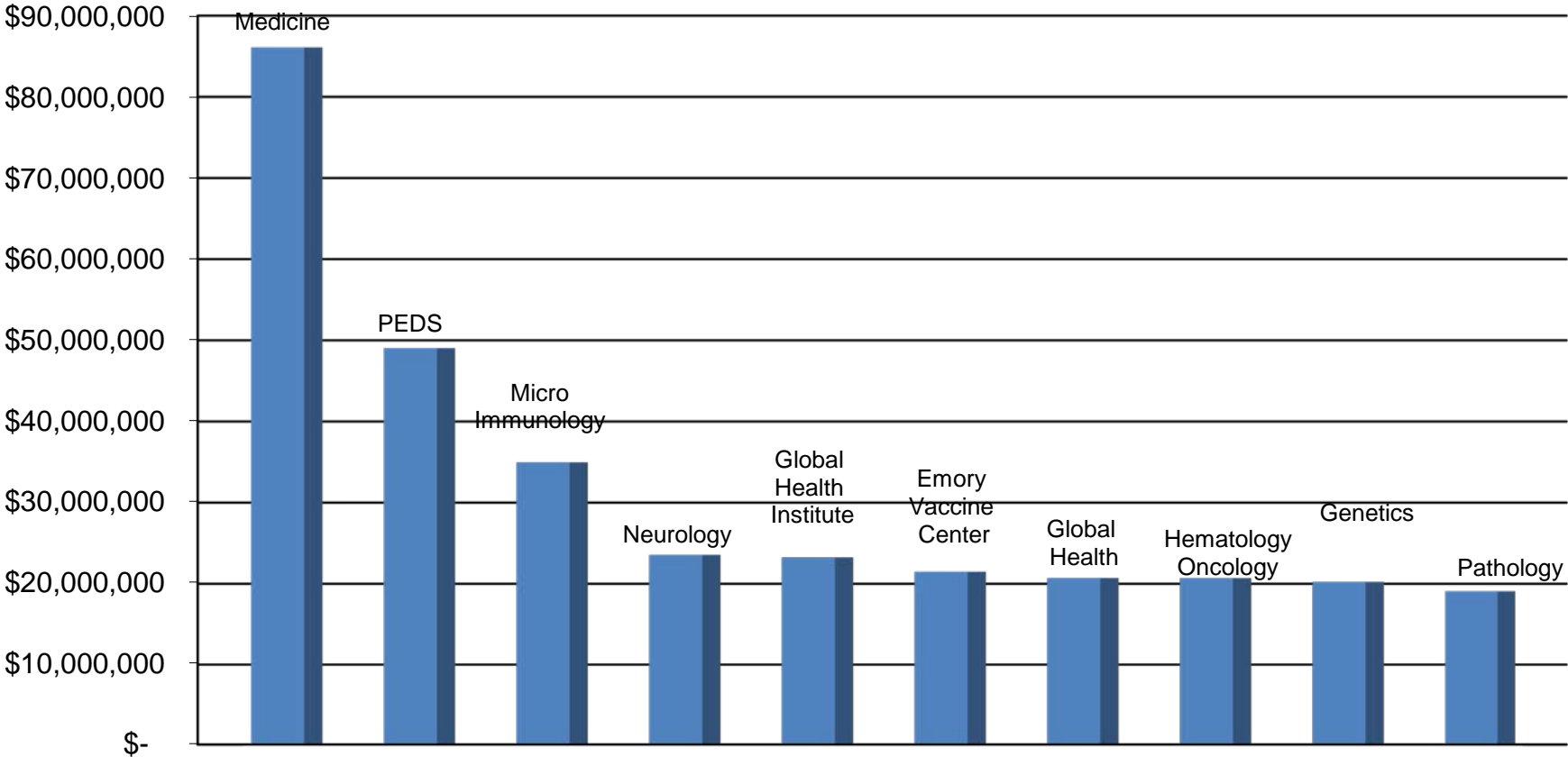


National Institutes of Health \$333,018,834



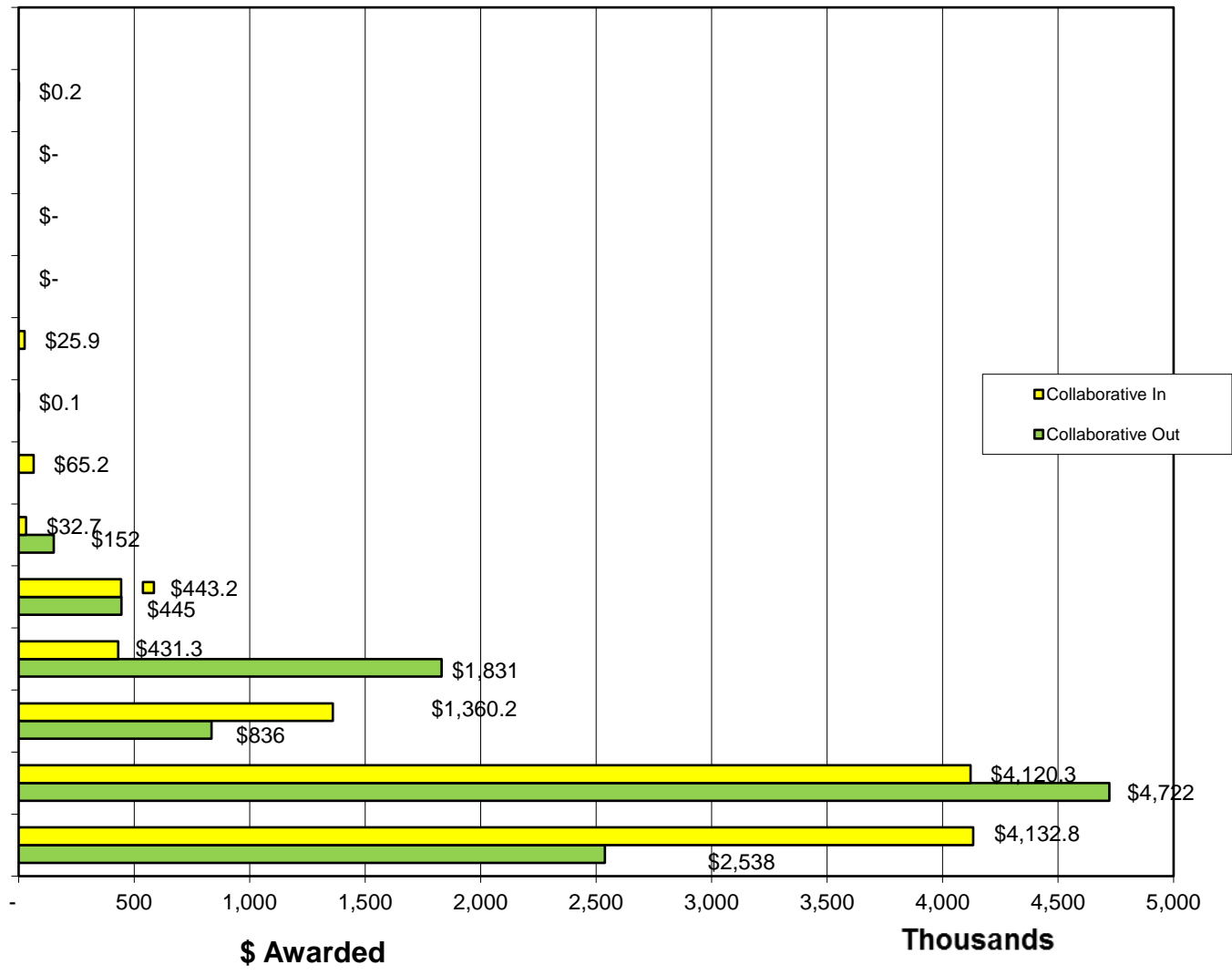
■ School of Medicine - \$210.9	■ Yerkes Primate Center - \$61.3	□ School of Public Health - \$39.1
□ Emory College - \$10.5	■ School of Nursing - \$8.0	■ Office of VP for Health Affairs - \$2.9
■ Laney Graduate School - \$.4		

Sponsored Research Awards 10 Largest Departments



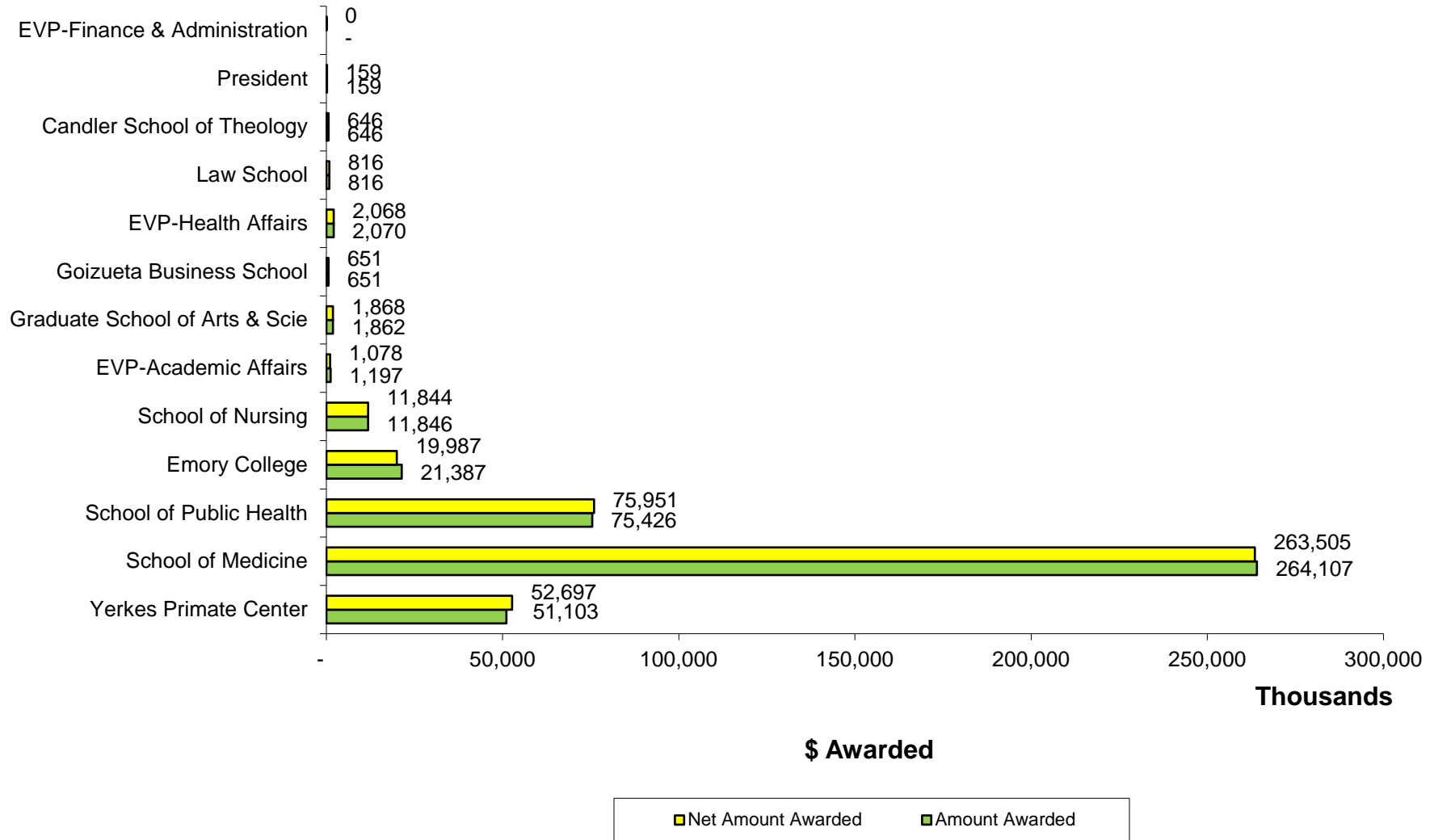
Collaborative Awards

Theology
 EVP-Finance & Administration
 President
 Candler School of Theology
 Law School
 EVP-Health Affairs
 Goizueta Business School
 Graduate School of Arts & Scie
 EVP-Academic Affairs
 School of Nursing
 Emory College
 School of Public Health
 School of Medicine
 Yerkes Primate Center



Total Awarded vs. Net Awarded Dollars

Net Awarded Dollars = Total Awarded Dollars +/- Collaborative Award Dollars



Top Sponsors (\$1 million or more)

Sponsor	Number Awarded	Dollars Awarded
NIH	782	\$333,018,834
BILL AND MELINDA GATES FOUNDATION	10	\$25,544,440
CENTERS FOR DISEASE CONTROL	87	\$16,828,620
NATL SCIENCE FOUNDATION	46	\$11,631,002
GEORGIA DEPT OF PUBLIC HEALTH	17	\$6,569,088
DEFENSE ADVANCED RESEARCH PROJECT AGENCY	7	\$5,198,430
US DEPARTMENT OF DEFENSE	9	\$5,106,646
HEALTH RESOURCES AND SERVICES ADMIN	13	\$4,493,539
GEORGIA INSTITUTE OF TECHNOLOGY	46	\$3,780,973
BRISTOL MYERS SQUIBB	20	\$3,597,917
GILEAD SCIENCES	19	\$3,292,240
US DEPT OF VETERANS AFFAIRS	64	\$2,999,900
PATIENT CENTERED OUTCOMES RESEARCH INSTI	8	\$2,833,978
ASSOC OF SCHOOLS & PGMS OF PUBLIC HEALTH	2	\$2,599,557
HEMOPHILIA OF GEORGIA	6	\$2,539,080
SCRIPPS RESEARCH INSTITUTE	8	\$2,337,014
CROHNS AND COLITIS FOUNDATION OF AMERICA	9	\$2,318,373
ASST SECTY FOR PREPAR. & RESPONSE BARDA	1	\$2,271,301
DUKE UNIVERSITY	35	\$2,059,780
BETH ISRAEL DEACONESS MEDICAL CENTER	8	\$2,035,236
UNIVERSITY OF MICHIGAN	34	\$1,852,047
GEORGIA STATE UNIVERSITY	20	\$1,812,919
GEORGIA DEPARTMENT OF BEHAVIORAL HEALTH	7	\$1,763,776

**Top Sponsors
(\$1 million or more)**

ATLANTA RESEARCH AND EDUCATION FDTN	17	\$1,656,619
CYSTIC FIBROSIS FOUNDATION THERPEU.	20	\$1,627,333
UNICEF United Nation's Children's Fund	3	\$1,578,275
MOUNT SINAI SCHOOL OF MEDICINE	19	\$1,473,813
JOHN TEMPLETON FOUNDATION	3	\$1,393,139
MICHAEL J FOX FDTN FOR PARKINSONS RES	7	\$1,253,541
JANSSEN RESEARCH & DEVELOPMENT LLC	6	\$1,240,045
DEFENSE THREAT REDUCTION AGENCY	3	\$1,211,710
ROBERT WOOD JOHNSON FOUNDATION	8	\$1,200,753
EDWARDS LIFESCIENCES	3	\$1,161,018
AMER HEART ASSOCIATION	21	\$1,150,502
FHI DEVELOPMENT 360 LLC	7	\$1,142,808
NOVARTIS PHARMACEUTICALS CORPORATION	13	\$1,101,426
FULTON COUNTY	4	\$1,082,259
AGENCY FOR HEALTHCARE RES AND QUALITY	5	\$1,068,850
NICO Corporation	1	\$1,047,247
FRED HUTCHINSON CANCER RESEARCH CENTER	13	\$1,035,353

Top Researchers (\$1 million or more)

Rank	Researcher	Total
1	Koplan, Jeffrey P.	\$21,409,045
2	Lewin, Jonathan	\$11,040,592
3	Miller, Gary W	\$10,444,432
4	Hunter, Eric	\$10,395,262
5	Pulendran, Bali	\$7,946,559
6	Hajjar, Ihab M	\$7,347,293
7	Ribner, Bruce S	\$7,244,514
8	Galinski, Mary R	\$6,487,960
9	Sullivan, Patrick Sean	\$6,415,271
10	Stephens, David Samuel	\$6,199,846
11	Ahmed, Rafi	\$6,091,798
12	Del Rio, Carlos	\$5,897,241
13	Tansey, Mariade Lourdes Gamez	\$5,086,902
14	Mulligan, Mark Joseph	\$4,976,101
15	Levey, Allan I	\$4,955,556
16	Silvestri, Guido	\$4,472,898
17	Larsen, Christian	\$4,277,553
18	Amara, Rama Rao	\$4,148,321
19	Orenstein, Walter A	\$4,143,880
20	Ward, Kevin C	\$4,056,052
21	Ye, Keqiang	\$3,841,699
22	Blumberg, Henry Michael	\$3,819,514
23	Altman, John D	\$3,589,941
24	Moe, Christine Lorraine	\$3,410,820
25	Yoon, Young Sup	\$3,363,459
26	Warren, Stephen Theodore	\$3,297,697
27	Meador, Kimford Jay	\$3,171,989

Top Researchers (\$1 million or more)

Rank	Researcher	Total
28	Roback,John Donald	\$3,112,299
29	Sanz,Ignacio	\$3,081,650
30	McCauley,Linda A	\$3,063,311
31	Kugathasan,Subramaniam	\$2,964,107
32	Fridovich-Keil,Judith L.	\$2,959,264
33	Klin,Ami	\$2,629,021
34	Paiardini,Mirko	\$2,600,884
35	Jinnah,Hyder A	\$2,570,369
36	Rapaport,Mark H	\$2,557,840
37	Curran Jr,Walter J	\$2,468,204
38	Lollar III,John Sherman	\$2,434,741
39	Taylor,W Robert	\$2,393,332
40	Kempton,Christine	\$2,323,178
41	Lennox,Jeffrey L	\$2,313,548
42	Wilson,Mark Edward	\$2,294,695
43	Painter,George R	\$2,270,328
44	Singh,Rani H	\$2,246,338
45	Jones,Dean P	\$2,241,925
46	Jacob,Jesse Thomas	\$2,200,719
47	Hess,Ellen J	\$2,191,468
48	Sibley,Lynn M	\$2,162,945
49	Lonial,Sagar	\$2,161,679
50	Antia,Rustom N	\$2,148,071
51	Davies,Huw M.L	\$1,986,328
52	Johnson,Robert P	\$1,966,732
53	Ramalingam,Suresh Sakkarai	\$1,966,253
54	Komro,Kelli	\$1,949,189

Top Researchers (\$1 million or more)

Rank	Researcher	Total
55	Allen, Susan	\$1,947,350
56	Smith, Alicia Kay	\$1,940,369
57	Joiner, Clinton	\$1,909,806
58	Taylor, Kathy Griendling	\$1,868,996
59	Ofotokun, Ighoverha	\$1,836,430
60	Jin, Peng	\$1,832,738
61	Buchman, Timothy G	\$1,748,529
62	Vaccarino, Laura V	\$1,734,273
63	Kuan, Chia-Yi	\$1,722,100
64	Fu, Haian	\$1,719,880
65	Boss, Jeremy M	\$1,699,970
66	Liotta, Dennis C	\$1,686,749
67	Corwin, Elizabeth J	\$1,671,761
68	Young, Larry J	\$1,669,862
69	Kalman, Daniel	\$1,659,890
70	Eaton, Molly Ellen	\$1,614,520
71	Lim, Sung Sam	\$1,551,575
72	Cooper, Hannah L.F.	\$1,531,917
73	Gross, Robert Elkan	\$1,529,271
74	English, Arthur W	\$1,524,140
75	Rogers, Martha F	\$1,519,042
76	Umpierrez, Guillermo E	\$1,516,395
77	Yang, Lily	\$1,503,055
78	Krishnamurti, Lakshmanan	\$1,492,773
79	Bassell, Gary J	\$1,489,192
80	Ansari, Aftab Ahmed	\$1,486,639
81	Omer, Saad Bin	\$1,480,125

Top Researchers (\$1 million or more)

Rank	Researcher	Total
82	Czaja, Mark J.	\$1,479,253
83	Iuvone, Paul Michael	\$1,469,881
84	Patzer, Rachel Elizabeth	\$1,466,906
85	Mayberg, Helen Susan	\$1,434,146
86	Grakoui, Arash	\$1,431,228
87	Tedesco, Lisa A.	\$1,426,000
88	Song, Xuezheng	\$1,409,609
89	Marcus, Adam I	\$1,387,618
90	Garraway, Sandra M	\$1,336,140
91	Rengarajan, Jyothi	\$1,328,716
92	Eaton, Douglas Charles	\$1,319,351
93	Weitzmann, Mervyn Neale	\$1,317,165
94	Jaeger, Dieter	\$1,308,438
95	Hambardzumyan, Dolores	\$1,288,358
96	Sorscher, Eric J	\$1,275,038
97	Sathian, Krishnankutty	\$1,269,973
98	Venkat Narayan, Kabayam M.	\$1,260,705
99	Suthar, Mehul S	\$1,235,054
100	Coopersmith, Craig Michael	\$1,227,897
101	Galipeau, Jacques	\$1,218,667
102	Evavold, Brian D	\$1,217,134
103	Dunham, Christine Michelle	\$1,215,427
104	Berkelman, Ruth Lyon	\$1,215,297
105	Waldrop-Valverde, Drenna	\$1,212,443
106	Shayakhmetov, Dmitry M	\$1,204,306
107	Rye, David Bruce	\$1,194,296
108	Mao, Zixu	\$1,186,968

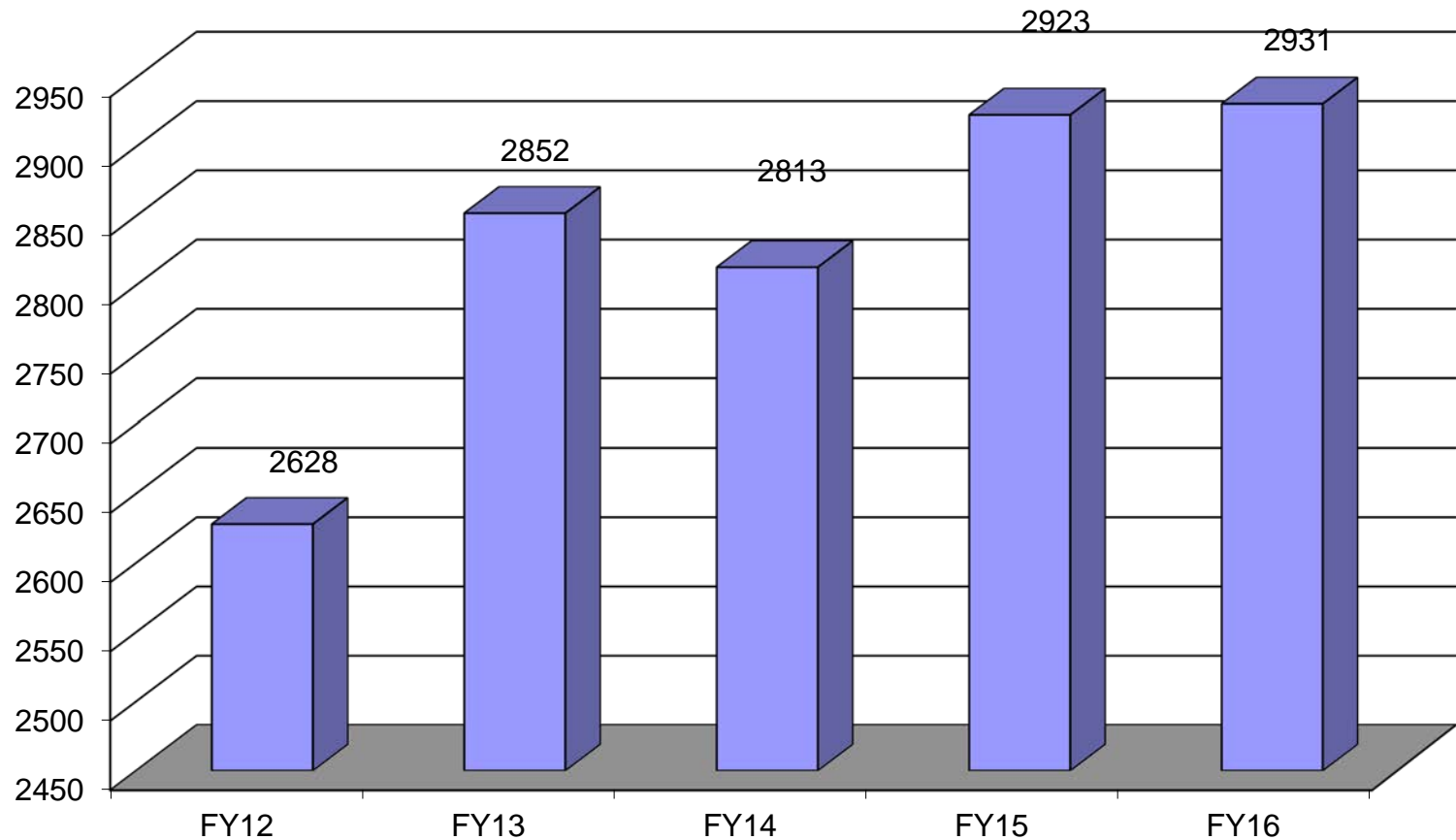
Top Researchers (\$1 million or more)

Rank	Researcher	Total
109	Trumbower,Randy D	\$1,185,336
110	Sanda,Martin G	\$1,173,917
111	Vidal Graniel,Jorge Eugenio	\$1,161,112
112	Hall,Randy A.	\$1,157,506
113	Krupinski,Elizabeth Anne	\$1,145,505
114	Buetefisch,Cathrin M	\$1,141,984
115	Shaw,Leslee J.	\$1,136,786
116	Neish,Andrew S	\$1,130,239
117	Farley,Monica M	\$1,128,968
118	Dingledine,Raymond	\$1,118,872
119	Traynelis,Stephen F	\$1,111,766
120	Breiman,Robert F	\$1,110,537
121	Lynn,David G.	\$1,091,500
122	Salaita,Khalid Shibly	\$1,091,008
123	Cohen,Jonathon	\$1,090,868
124	Deng,Xingming	\$1,084,200
125	Hartzell Jr.,Harrison C	\$1,068,908
126	Steenland,Nelson Kyle	\$1,065,005
127	Pradilla,Gustavo	\$1,047,247
128	Boise,Lawrence H	\$1,045,650
129	Gambello,Michael J	\$1,038,011
130	Skountzou,Ioanna	\$1,035,860
131	Miner,Kathleen Rae	\$1,034,366
132	Coles,Claire D	\$1,032,847
133	Spearman,Paul William	\$1,032,689
134	Adams,Andrew B	\$1,032,069
135	Babaliaros,Vasilis C.	\$1,028,870

Top Researchers (\$1 million or more)

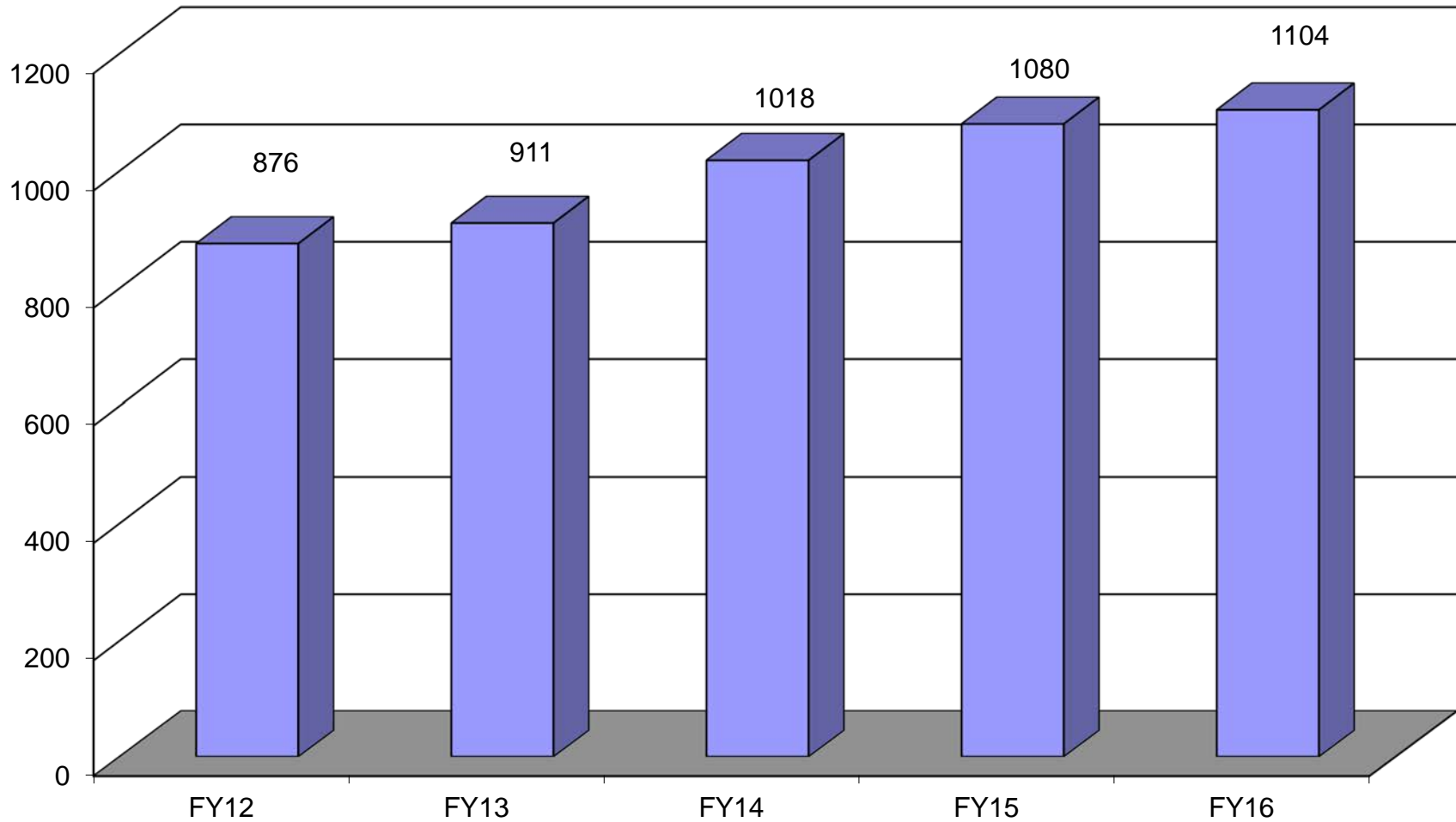
Rank	Researcher	Total
136	Chen,Jing	\$1,023,755
137	Li,Shihua	\$1,021,304
138	Druss,Benjamin G	\$1,021,199
139	Guidot,David M	\$1,019,531
140	McNabb,Scott J	\$1,017,500
141	Cooper,Max Dale	\$1,008,873

Awards (Processing Totals)



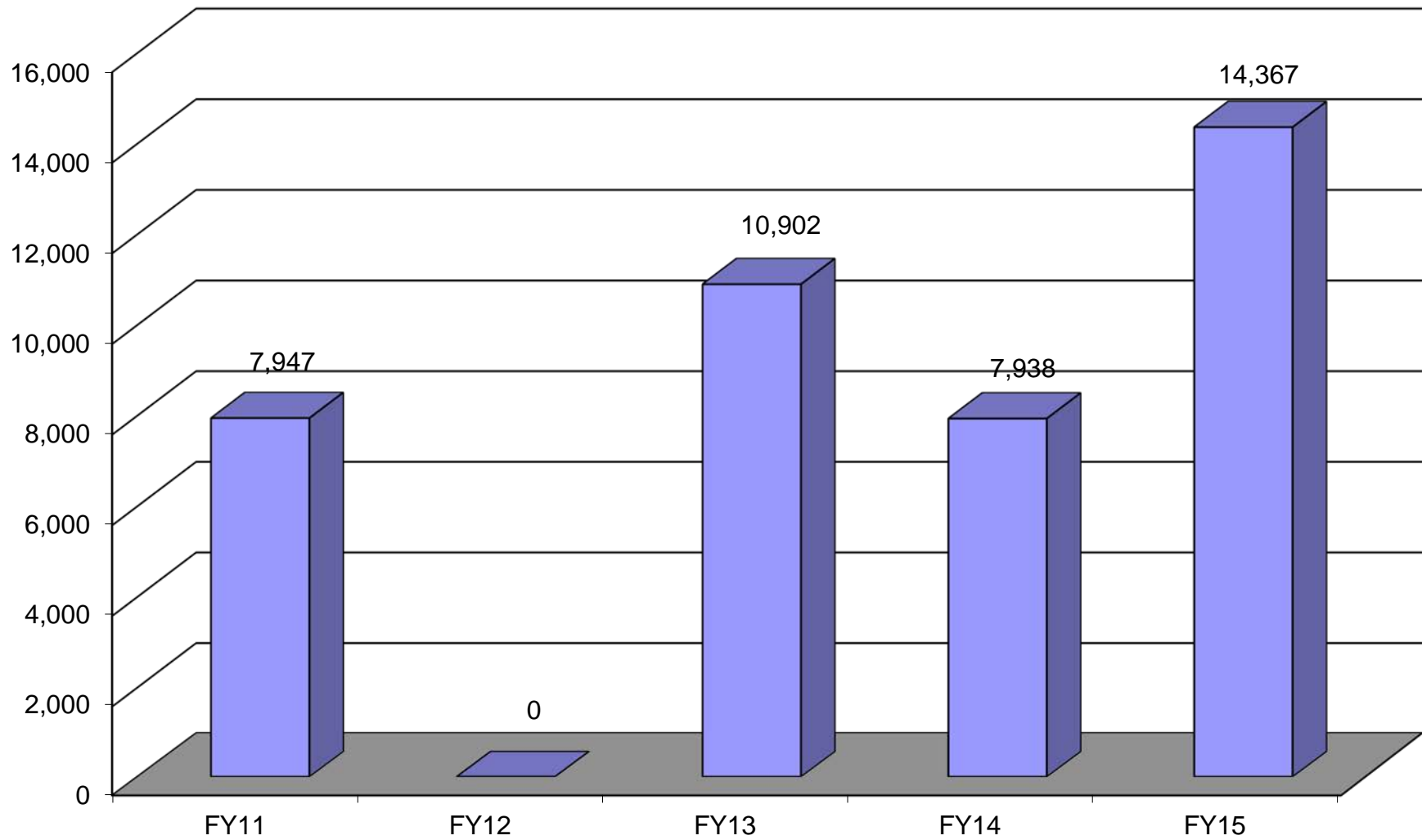
Note: The method of how the University accounts for the total number of awards received was changed in fiscal year 2013. Previous reports included the number of all award actions on clinical trials, which resulted in individual clinical trials being included multiple times. The reports have been changed to provide a more accurate count of awards received by the University, with each clinical trial now counted only once.

Subcontracts Issued by Emory Totals by Fiscal Year



Office of Research Administration FY2016

GrantForward (formerly IRIS) Searches



Office of Research Administration FY2016

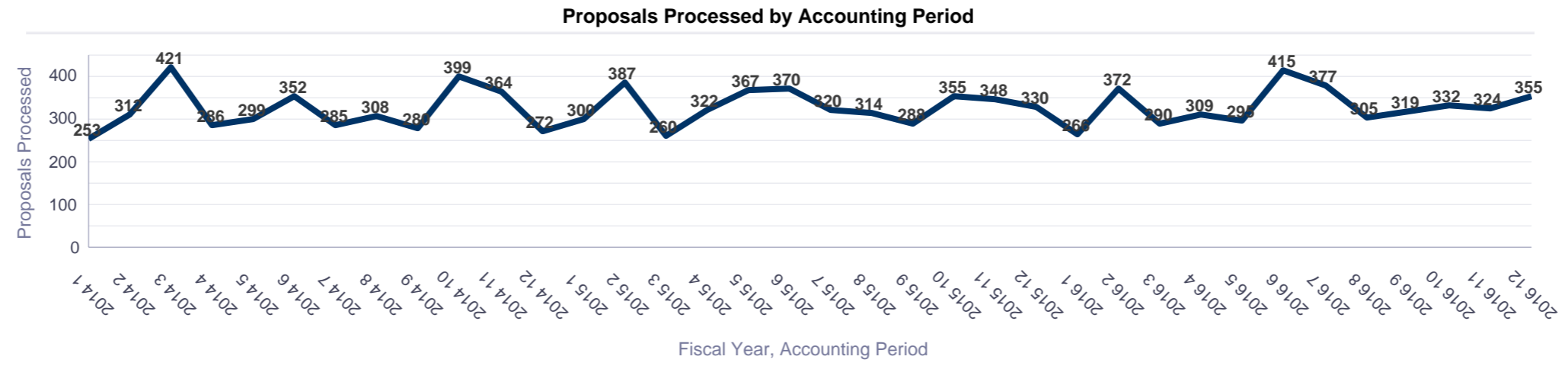
Report Prompts

Fiscal Year 2016	Operating Unit (All Column Values)	Proposal Type (All Column Values)	Sponsor (All Column Values)
Accounting Period <= 12	Department (All Column Values)	Purpose (All Column Values)	Principal Investigator (All Column Values)
		Proposal (All Column Values)	Agency Name (All Column Values)

Emory University Proposal Statistics

Fiscal Year : 2016
Period : 12

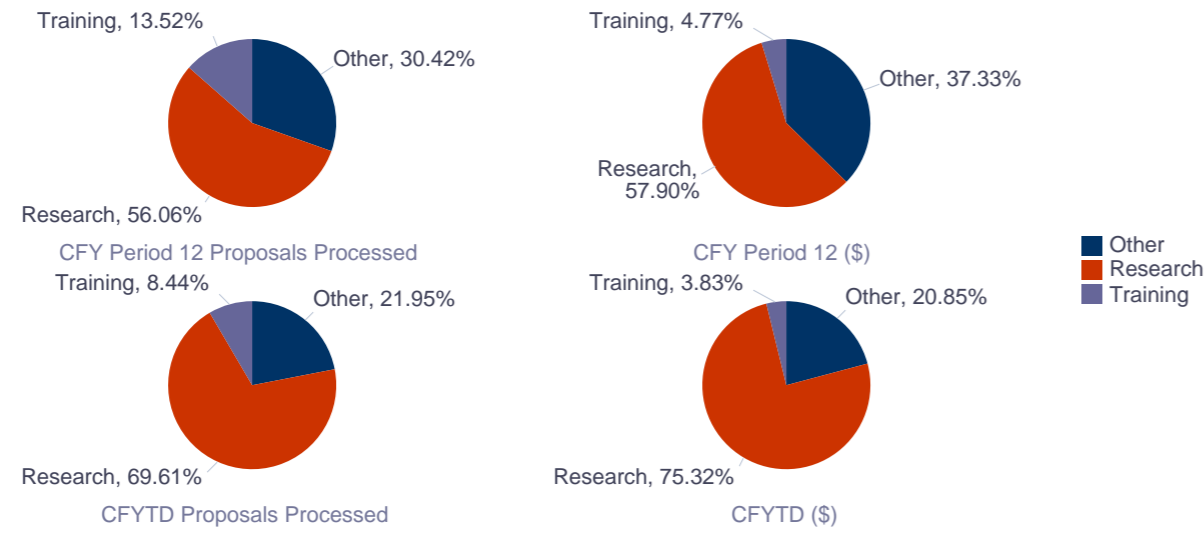
Proposals Processed



2014													2015												2016													
1	2	3	4	5	6	7	8	9	10	11	12	2014 Total	1	2	3	4	5	6	7	8	9	10	11	12	2015 Total	1	2	3	4	5	6	7	8	9	10	11	12	2016 Total
(SEP)	(OCT)	(NOV)	(DEC)	(JAN)	(FEB)	(MAR)	(APR)	(MAY)	(JUN)	(JUL)	(AUG)		(SEP)	(OCT)	(NOV)	(DEC)	(JAN)	(FEB)	(MAR)	(APR)	(MAY)	(JUN)	(JUL)	(AUG)		(SEP)	(OCT)	(NOV)	(DEC)	(JAN)	(FEB)	(MAR)	(APR)	(MAY)	(JUN)	(JUL)	(AUG)	
253	312	421	286	299	352	285	308	280	399	364	272	3831	300	387	260	322	367	370	320	314	288	355	348	330	3961	266	372	290	309	295	415	377	305	319	332	324	355	3959

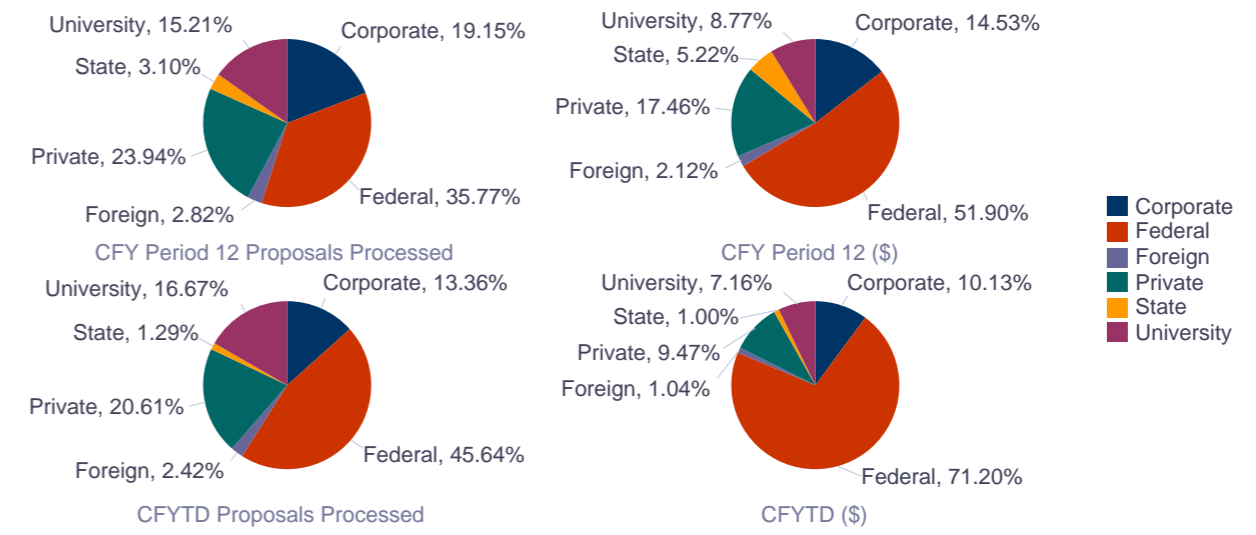
Statistic Summaries

Period 12, 2016 Proposals by Purpose Type



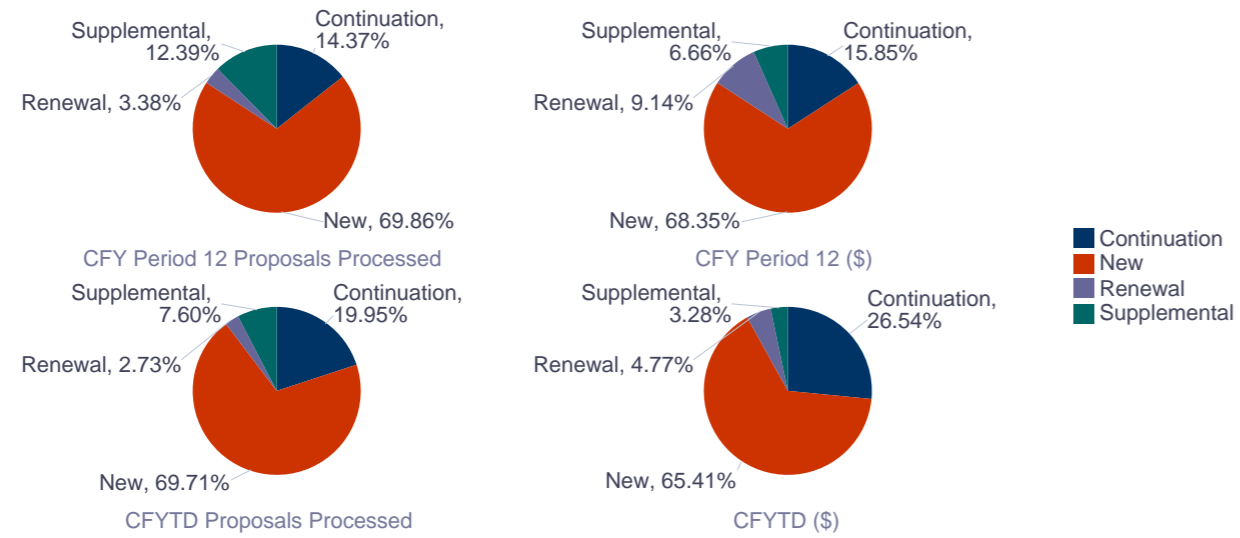
CFYTD Purpose Type	2016			
	CFY Period 12 Proposals Processed	CFY Period 12 (\$)	CFYTD Proposals Processed	CFYTD (\$)
Other	108	23,755,217	869	211,505,344
Research	199	36,837,661	2756	763,944,143
Training	48	3,034,635	334	38,806,163
Grand Total	355	63,627,513	3959	1,014,255,650

Period 12, 2016 Proposals by Sponsor Type



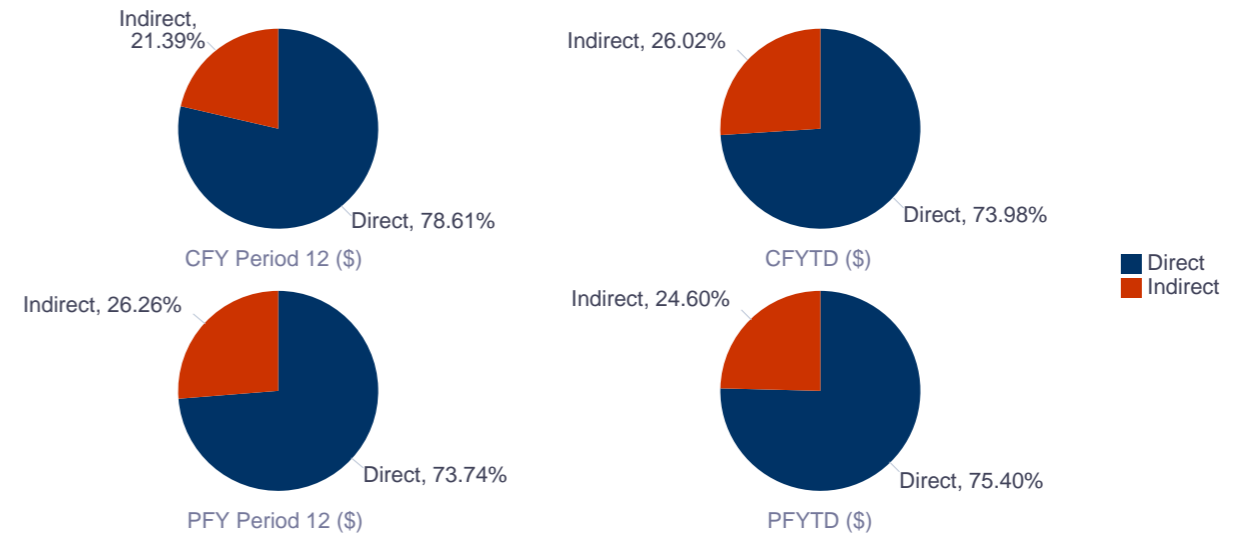
CFYTD Sponsor Type	2016			
	CFY Period 12 Proposals Processed	CFY Period 12 (\$)	CFYTD Proposals Processed	CFYTD (\$)
Corporate	68	9,247,015	529	102,786,086
Federal	127	33,019,637	1807	722,101,305
Foreign	10	1,349,373	96	10,560,754
Private	85	11,112,128	816	96,061,453
State	11	3,321,366	51	10,125,832
University	54	5,577,993	660	72,620,221
Grand Total	355	63,627,513	3959	1,014,255,650

Period 12, 2016 Proposals by Proposal Type



CFYTD Proposal Type	2016			
	CFY Period 12 Proposals Processed	CFY Period 12 (\$)	CFYTD Proposals Processed	CFYTD (\$)
Continuation	51	10,085,004	790	269,170,296
New	248	43,491,605	2760	663,399,019
Renewal	12	5,812,776	108	48,368,773
Supplemental	44	4,238,128	301	33,317,562
Grand Total	355	63,627,513	3959	1,014,255,650

Period 12, FYTD, PFYTD Proposed (\$)



Fiscal Year	2015		2016	
	Period 12 (\$)	FYTD (\$)	Period 12 (\$)	FYTD (\$)
Direct/Indirect				
Direct	55,308,012	774,815,946	50,017,509	750,396,940
Indirect	19,692,256	252,821,756	13,610,004	263,858,710
Grand Total	75,000,268	1,027,637,702	63,627,513	1,014,255,650

Emory University Proposal Statistics

Fiscal Year : 2016
 Period : 12

Summary

Fiscal Year	Period	Proposals Processed	Direct (\$)	Indirect (\$)	Total (\$)
2016	PD 01 - September	266	42,020,728	17,185,750	59,206,478
	PD 02 - October	372	69,716,356	27,271,477	96,987,833
	PD 03 - November	290	57,685,734	20,918,401	78,604,135
	PD 04 - December	309	43,624,317	14,823,359	58,447,676
	PD 05 - January	295	56,276,854	17,983,282	74,260,136
	PD 06 - February	415	73,183,226	29,130,559	102,313,785
	PD 07 - March	377	81,270,504	28,636,258	109,906,762
	PD 08 - April	305	55,818,732	17,950,220	73,768,952
	PD 09 - May	319	88,617,613	27,031,694	115,649,307
	PD 10 - June	332	69,233,565	26,830,892	96,064,457
	PD 11 - July	324	62,931,803	22,486,814	85,418,617
	PD 12 - August	355	50,017,509	13,610,004	63,627,513
2016 Total		3959	750,396,940	263,858,710	1,014,255,650
2015	PD 01 - September	300	46,116,487	18,132,344	64,248,831
	PD 02 - October	387	68,227,663	25,225,642	93,453,305
	PD 03 - November	260	53,941,417	19,138,978	73,080,395
	PD 04 - December	322	83,840,035	16,138,060	99,978,095
	PD 05 - January	367	60,969,595	18,384,497	79,354,092
	PD 06 - February	370	66,818,981	27,003,839	93,822,820
	PD 07 - March	320	74,260,059	24,123,893	98,383,952
	PD 08 - April	314	74,641,759	17,245,644	91,887,403
	PD 09 - May	288	65,507,917	23,832,003	89,339,920
	PD 10 - June	355	72,840,286	25,162,605	98,002,891
	PD 11 - July	348	52,343,735	18,741,995	71,085,730
	PD 12 - August	330	55,308,012	19,692,256	75,000,268
2015 Total		3961	774,815,946	252,821,756	1,027,637,702
2014	PD 01 - September	253	38,309,322	12,025,862	50,335,184
	PD 02 - October	312	44,952,681	14,604,694	59,557,375
	PD 03 - November	421	74,498,442	30,109,341	104,607,783
	PD 04 - December	286	33,084,572	11,531,349	44,615,921
	PD 05 - January	299	52,397,387	16,825,771	69,223,158
	PD 06 - February	352	63,326,669	24,555,539	87,882,208
	PD 07 - March	285	58,731,065	19,159,186	77,890,251
	PD 08 - April	308	52,336,021	18,178,640	70,514,661
	PD 09 - May	280	57,395,451	20,703,361	78,098,812
	PD 10 - June	399	78,288,777	30,205,709	108,494,486
	PD 11 - July	364	61,133,108	21,755,691	82,888,799
	PD 12 - August	272	35,071,204	10,158,872	45,230,076
2014 Total		3831	649,524,699	229,814,015	879,338,714
Grand Total		11751	2,174,737,586	746,494,481	2,921,232,067

Emory University Proposal Statistics

Fiscal Year : 2016
Period : 12

12/15/2016

Purpose

Fiscal Year	Purpose Type	Period	Proposals Processed	Direct (\$)	Indirect (\$)	Total (\$)	
2016	Other	PD 01 - September	58	5,794,173	1,431,288	7,225,461	
		PD 02 - October	70	11,506,860	3,023,235	14,530,095	
		PD 03 - November	75	9,694,463	2,927,225	12,621,688	
		PD 04 - December	63	8,142,614	1,773,237	9,915,851	
		PD 05 - January	66	9,512,381	2,348,593	11,860,974	
		PD 06 - February	81	12,000,817	3,292,903	15,293,720	
		PD 07 - March	88	19,542,037	4,266,708	23,808,745	
		PD 08 - April	69	16,981,018	3,693,631	20,674,649	
		PD 09 - May	74	28,336,722	5,655,732	33,992,454	
		PD 10 - June	52	13,777,967	3,574,004	17,351,971	
		PD 11 - July	65	15,807,469	4,667,049	20,474,518	
		PD 12 - August	108	19,389,476	4,365,741	23,755,217	
		Other Total		869	170,485,998	41,019,346	211,505,344
	Research	PD 01 - September	194	34,632,471	15,710,162	50,342,633	
		PD 02 - October	293	57,415,477	24,188,166	81,603,643	
		PD 03 - November	202	44,920,146	17,827,623	62,747,769	
		PD 04 - December	183	31,118,203	13,000,880	44,119,083	
		PD 05 - January	190	43,391,152	15,574,903	58,966,055	
		PD 06 - February	313	59,370,871	25,707,936	85,078,807	
		PD 07 - March	271	58,720,086	24,214,045	82,934,131	
		PD 08 - April	198	35,558,537	14,089,392	49,647,929	
		PD 09 - May	221	52,222,989	21,037,122	73,260,111	
		PD 10 - June	266	52,431,897	23,029,170	75,461,067	
		PD 11 - July	226	45,157,509	17,787,746	62,945,255	
		PD 12 - August	199	27,622,402	9,215,259	36,837,661	
		Research Total		2756	542,561,739	221,382,404	763,944,143
	Training	PD 01 - September	14	1,594,084	44,300	1,638,384	
		PD 02 - October	9	794,018	60,076	854,094	
		PD 03 - November	13	3,071,125	163,553	3,234,678	
		PD 04 - December	63	4,363,500	49,242	4,412,742	
		PD 05 - January	39	3,373,321	59,786	3,433,107	
		PD 06 - February	21	1,811,539	129,720	1,941,259	
		PD 07 - March	18	3,008,382	155,505	3,163,887	
		PD 08 - April	38	3,279,176	167,197	3,446,373	
		PD 09 - May	24	8,057,901	338,840	8,396,741	
		PD 10 - June	14	3,023,701	227,718	3,251,419	
		PD 11 - July	33	1,966,825	32,019	1,998,844	
		PD 12 - August	48	3,005,631	29,004	3,034,635	
		Training Total		334	37,349,203	1,456,960	38,806,163
	2016 Total		3959	750,396,940	263,858,710	1,014,255,650	
	2015	Other	PD 01 - September	73	9,676,381	2,743,741	12,420,122
			PD 02 - October	75	13,108,837	3,078,973	16,187,810
			PD 03 - November	60	13,279,911	3,074,589	16,354,500
			PD 04 - December	67	7,309,147	1,896,602	9,205,749
			PD 05 - January	75	14,127,072	2,539,260	16,666,332
PD 06 - February			67	7,295,883	1,707,478	9,003,361	
PD 07 - March			62	15,500,395	5,026,678	20,527,073	
PD 08 - April			84	33,548,298	4,424,160	37,972,458	
PD 09 - May			70	12,979,332	3,675,355	16,654,687	
PD 10 - June			73	12,015,528	2,834,154	14,849,682	
PD 11 - July			94	12,706,435	3,377,949	16,084,384	
PD 12 - August			100	19,458,015	5,192,584	24,650,599	
Other Total				900	171,005,236	39,571,523	210,576,759
Research		PD 01 - September	211	34,886,450	15,343,131	50,229,581	
		PD 02 - October	291	54,417,511	22,137,358	76,554,869	
		PD 03 - November	193	39,672,976	16,016,931	55,689,907	
		PD 04 - December	191	71,014,169	14,004,308	85,018,477	
		PD 05 - January	248	42,150,587	15,656,964	57,807,551	
		PD 06 - February	287	57,688,601	25,164,854	82,853,455	
		PD 07 - March	227	50,435,604	18,764,121	69,199,725	
		PD 08 - April	175	36,043,474	12,648,432	48,691,906	
		PD 09 - May	190	44,518,662	19,629,543	64,148,205	
		PD 10 - June	263	57,495,679	22,078,180	79,573,859	
		PD 11 - July	223	37,655,054	15,302,419	52,957,473	
		PD 12 - August	186	32,193,682	14,422,706	46,616,388	
		Research Total		2685	558,172,449	211,168,947	769,341,396
Training		PD 01 - September	16	1,553,656	45,472	1,599,128	
		PD 02 - October	21	701,315	9,311	710,626	
		PD 03 - November	7	988,530	47,458	1,035,988	
		PD 04 - December	64	5,516,718	237,150	5,753,868	
		PD 05 - January	44	4,691,936	188,273	4,880,209	

Emory University Proposal Statistics

Fiscal Year : 2016
Period : 12

Fiscal Year	Purpose Type	Period	Proposals Processed	Direct (\$)	Indirect (\$)	Total (\$)	
2015	Training	PD 06 - February	16	1,834,497	131,507	1,966,004	
		PD 07 - March	31	8,324,061	333,094	8,657,155	
		PD 08 - April	55	5,049,986	173,052	5,223,038	
		PD 09 - May	28	8,009,923	527,105	8,537,028	
		PD 10 - June	19	3,329,079	250,271	3,579,350	
		PD 11 - July	31	1,982,246	61,627	2,043,873	
		PD 12 - August	44	3,656,315	76,966	3,733,281	
		Training Total		376	45,638,262	2,081,286	47,719,548
2015 Total			3961	774,815,946	252,821,756	1,027,637,702	
2014	Other	PD 01 - September	84	8,842,257	1,969,930	10,812,187	
		PD 02 - October	75	6,158,208	1,523,281	7,681,489	
		PD 03 - November	83	11,674,628	2,946,546	14,621,174	
		PD 04 - December	84	6,548,067	1,728,130	8,276,197	
		PD 05 - January	45	8,199,134	2,210,575	10,409,709	
		PD 06 - February	67	8,414,846	2,229,115	10,643,961	
		PD 07 - March	61	20,537,138	5,348,978	25,886,116	
		PD 08 - April	63	7,276,438	1,922,761	9,199,199	
		PD 09 - May	46	5,301,969	1,129,287	6,431,256	
		PD 10 - June	76	13,511,274	3,568,928	17,080,202	
		PD 11 - July	65	13,939,759	3,023,422	16,963,181	
		PD 12 - August	67	8,764,735	2,100,614	10,865,349	
		Other Total		816	119,168,453	29,701,567	148,870,020
		Research	PD 01 - September	155	27,513,593	9,963,469	37,477,062
			PD 02 - October	221	37,111,516	13,020,659	50,132,175
			PD 03 - November	326	60,947,789	27,078,078	88,025,867
			PD 04 - December	148	23,246,762	9,761,771	33,008,533
			PD 05 - January	213	39,138,967	14,209,635	53,348,602
			PD 06 - February	273	53,752,970	22,285,587	76,038,557
			PD 07 - March	206	35,852,290	13,673,580	49,525,870
			PD 08 - April	196	41,210,317	16,145,283	57,355,600
			PD 09 - May	211	48,665,503	19,410,339	68,075,842
			PD 10 - June	302	62,430,913	26,499,010	88,929,923
			PD 11 - July	260	43,469,753	18,575,112	62,044,865
			PD 12 - August	147	22,430,827	8,012,534	30,443,361
			Research Total	2658	495,771,201	198,635,057	694,406,258
		Training	PD 01 - September	14	1,953,473	92,463	2,045,936
			PD 02 - October	16	1,682,957	60,754	1,743,711
			PD 03 - November	12	1,876,025	84,717	1,960,742
			PD 04 - December	54	3,289,743	41,448	3,331,191
			PD 05 - January	41	5,059,286	405,561	5,464,847
			PD 06 - February	12	1,158,853	40,837	1,199,690
			PD 07 - March	18	2,341,636	136,628	2,478,264
			PD 08 - April	49	3,849,267	110,596	3,959,863
			PD 09 - May	23	3,427,978	163,735	3,591,713
			PD 10 - June	21	2,346,590	137,771	2,484,361
			PD 11 - July	39	3,723,596	157,157	3,880,753
			PD 12 - August	58	3,875,642	45,724	3,921,366
			Training Total	357	34,585,046	1,477,391	36,062,437
	2014 Total			3831	649,524,699	229,814,015	879,338,714
	Grand Total			11751	2,174,737,586	746,494,481	2,921,232,067

Emory University Proposal Statistics

Fiscal Year : 2016
Period : 12

Sponsor

Fiscal Year	Sponsor Type	Period	Proposals Processed	Direct (\$)	Indirect (\$)	Total (\$)	
2016	Corporate	PD 01 - September	45	4,846,679	1,599,857	6,446,536	
		PD 02 - October	35	6,495,868	2,102,933	8,598,801	
		PD 03 - November	43	7,694,986	2,796,264	10,491,250	
		PD 04 - December	35	4,552,138	1,485,120	6,037,258	
		PD 05 - January	42	4,589,002	1,487,350	6,076,352	
		PD 06 - February	54	7,788,705	2,337,249	10,125,954	
		PD 07 - March	60	10,664,544	3,426,718	14,091,262	
		PD 08 - April	49	5,681,040	2,166,078	7,847,118	
		PD 09 - May	40	9,768,020	2,959,303	12,727,323	
		PD 10 - June	24	3,975,249	1,305,810	5,281,059	
		PD 11 - July	34	4,377,502	1,438,656	5,816,158	
		PD 12 - August	68	6,988,263	2,258,752	9,247,015	
		Corporate Total			529	77,421,996	25,364,090
	Federal	PD 01 - September	90	26,585,719	11,966,806	38,552,525	
		PD 02 - October	193	49,762,262	21,945,214	71,707,476	
		PD 03 - November	126	34,281,967	13,916,681	48,198,648	
		PD 04 - December	141	24,551,905	9,173,623	33,725,528	
		PD 05 - January	94	38,934,293	13,989,640	52,923,933	
		PD 06 - February	211	52,696,092	23,090,668	75,786,760	
		PD 07 - March	173	58,135,343	22,398,974	80,534,317	
		PD 08 - April	131	36,473,353	12,096,030	48,569,383	
		PD 09 - May	161	71,889,527	21,274,303	93,163,830	
		PD 10 - June	206	56,083,238	22,379,765	78,463,003	
		PD 11 - July	154	48,958,670	18,497,595	67,456,265	
		PD 12 - August	127	25,586,213	7,433,424	33,019,637	
		Federal Total			1807	523,938,582	198,162,723
	Foreign	PD 01 - September	5	216,613	59,708	276,321	
		PD 02 - October	8	467,316	131,002	598,318	
		PD 03 - November	13	1,225,989	317,284	1,543,273	
		PD 04 - December	8	465,621	115,283	580,904	
		PD 05 - January	8	1,102,252	289,177	1,391,429	
		PD 06 - February	10	892,816	259,553	1,152,369	
		PD 07 - March	9	713,181	226,334	939,515	
		PD 08 - April	6	474,844	171,025	645,869	
		PD 09 - May	6	411,514	90,508	502,022	
		PD 10 - June	5	538,771	128,768	667,539	
		PD 11 - July	8	819,062	94,760	913,822	
		PD 12 - August	10	1,191,103	158,270	1,349,373	
		Foreign Total			96	8,519,082	2,041,672
	Private	PD 01 - September	63	4,955,968	709,200	5,665,168	
		PD 02 - October	66	7,871,610	1,291,615	9,163,225	
		PD 03 - November	53	9,691,390	1,270,333	10,961,723	
		PD 04 - December	60	8,540,147	944,507	9,484,654	
		PD 05 - January	105	7,463,862	706,260	8,170,122	
		PD 06 - February	71	7,538,777	1,563,081	9,101,858	
		PD 07 - March	78	7,929,403	1,033,543	8,962,946	
		PD 08 - April	71	8,010,157	955,419	8,965,576	
		PD 09 - May	49	3,180,596	939,986	4,120,582	
		PD 10 - June	40	3,536,760	722,369	4,259,129	
		PD 11 - July	75	5,391,856	702,485	6,094,341	
		PD 12 - August	85	9,468,047	1,644,081	11,112,128	
		Private Total			816	83,578,574	12,482,879
	State	PD 01 - September	3	93,407	14,405	107,812	
		PD 02 - October	6	1,389,886	130,037	1,519,923	
		PD 03 - November	4	374,669	41,210	415,879	
		PD 04 - December	2	260,641	9,267	269,908	
		PD 05 - January	3	2,003,402	345,594	2,348,996	
		PD 06 - February	3	135,976	2,898	138,874	
		PD 07 - March	4	176,130	30,534	206,664	
		PD 08 - April	3	42,727	2,273	45,000	
		PD 09 - May	1	118,533	30,819	149,352	
		PD 10 - June	3	915,639	93,231	1,008,870	
		PD 11 - July	8	531,551	61,638	593,189	
		PD 12 - August	11	3,027,666	293,700	3,321,366	
		State Total			51	9,070,226	1,055,606
	University	PD 01 - September	60	5,322,342	2,835,774	8,158,116	
		PD 02 - October	64	3,729,414	1,670,676	5,400,090	
		PD 03 - November	51	4,416,734	2,576,629	6,993,363	
		PD 04 - December	63	5,253,865	3,095,559	8,349,424	
		PD 05 - January	43	2,184,043	1,165,261	3,349,304	
		PD 06 - February	66	4,130,860	1,877,110	6,007,970	

Emory University Proposal Statistics

Fiscal Year : 2016
Period : 12

Fiscal Year	Sponsor Type	Period	Proposals Processed	Direct (\$)	Indirect (\$)	Total (\$)
2016	University	PD 07 - March	53	3,651,903	1,520,155	5,172,058
		PD 08 - April	45	5,136,611	2,559,395	7,696,006
		PD 09 - May	62	3,249,424	1,736,775	4,986,199
		PD 10 - June	54	4,183,908	2,200,949	6,384,857
		PD 11 - July	45	2,853,161	1,691,680	4,544,841
		PD 12 - August	54	3,756,216	1,821,777	5,577,993
	University Total		660	47,868,481	24,751,740	72,620,221
2016 Total		3959	750,396,940	263,858,710	1,014,255,650	
2015	Corporate	PD 01 - September	36	4,334,905	1,361,548	5,696,453
		PD 02 - October	47	4,804,020	1,534,208	6,338,228
		PD 03 - November	34	7,916,122	2,459,097	10,375,219
		PD 04 - December	51	5,138,847	1,700,555	6,839,402
		PD 05 - January	38	6,395,015	1,815,482	8,210,497
		PD 06 - February	20	2,173,100	664,191	2,837,291
		PD 07 - March	33	6,789,353	1,988,605	8,777,958
		PD 08 - April	58	7,196,115	2,423,463	9,619,578
		PD 09 - May	44	7,649,536	2,389,528	10,039,064
		PD 10 - June	48	3,967,322	1,270,346	5,237,668
		PD 11 - July	56	4,483,855	1,443,551	5,927,406
		PD 12 - August	76	12,991,349	4,208,733	17,200,082
	Corporate Total		541	73,839,538	23,259,307	97,098,845
	Federal	PD 01 - September	90	26,196,982	10,600,840	36,797,822
		PD 02 - October	194	47,975,786	19,781,223	67,757,009
		PD 03 - November	130	37,159,042	14,381,987	51,541,029
		PD 04 - December	153	29,090,196	11,467,278	40,557,474
		PD 05 - January	120	34,791,363	12,518,415	47,309,778
		PD 06 - February	214	53,199,755	23,569,993	76,769,748
		PD 07 - March	155	56,773,025	19,443,290	76,216,315
		PD 08 - April	147	56,305,856	12,784,815	69,090,671
		PD 09 - May	124	47,620,773	18,105,655	65,726,428
		PD 10 - June	203	61,090,548	20,833,495	81,924,043
		PD 11 - July	149	34,686,604	13,634,793	48,321,397
		PD 12 - August	130	29,277,543	10,934,243	40,211,786
	Federal Total		1809	514,167,473	188,056,027	702,223,500
	Foreign	PD 01 - September	10	937,219	274,047	1,211,266
		PD 02 - October	9	1,622,125	421,335	2,043,460
		PD 03 - November	12	716,645	177,860	894,505
		PD 04 - December	3	82,025	3,295	85,320
		PD 05 - January	4	352,947	85,000	437,947
		PD 06 - February	17	1,931,139	333,602	2,264,741
		PD 07 - March	7	599,740	225,250	824,990
		PD 08 - April	10	436,617	82,491	519,108
		PD 09 - May	7	493,255	87,069	580,324
		PD 10 - June	3	46,627	18,837	65,464
		PD 11 - July	14	1,290,779	340,709	1,631,488
		PD 12 - August	13	1,921,961	589,450	2,511,411
	Foreign Total		109	10,431,079	2,638,945	13,070,024
	Private	PD 01 - September	83	6,155,769	1,048,892	7,204,661
		PD 02 - October	80	9,529,809	1,607,930	11,137,739
		PD 03 - November	46	4,118,123	636,394	4,754,517
		PD 04 - December	67	46,483,463	1,739,629	48,223,092
		PD 05 - January	147	15,176,200	2,248,126	17,424,326
		PD 06 - February	51	5,821,563	742,341	6,563,904
		PD 07 - March	77	6,078,943	1,053,609	7,132,552
		PD 08 - April	56	8,121,567	925,850	9,047,417
PD 09 - May		50	5,174,827	656,029	5,830,856	
PD 10 - June		40	4,031,638	1,383,038	5,414,676	
PD 11 - July		78	7,320,676	1,440,223	8,760,899	
PD 12 - August		60	6,813,980	2,184,631	8,998,611	
Private Total		835	124,826,560	15,666,692	140,493,252	
State	PD 01 - September	2	113,333	16,304	129,637	
	PD 02 - October	3	532,257	47,726	579,983	
	PD 03 - November	2	481,818	48,181	529,999	
	PD 04 - December	3	822,078	59,296	881,374	
	PD 05 - January	2	52,381	13,619	66,000	
	PD 06 - February	3	135,706	13,103	148,809	
	PD 07 - March	5	1,522,881	165,438	1,688,319	
	PD 08 - April	3	240,194	22,642	262,836	
	PD 09 - May	3	73,612	15,756	89,368	
	PD 10 - June	1	187,150	18,715	205,865	
	PD 11 - July	4	640,083	69,263	709,346	
	PD 12 - August	3	1,131,632	106,669	1,238,301	

Emory University Proposal Statistics

Fiscal Year : 2016
Period : 12

Fiscal Year	Sponsor Type	Period	Proposals Processed	Direct (\$)	Indirect (\$)	Total (\$)
2015	State Total		34	5,933,126	596,712	6,529,838
	University	PD 01 - September	79	8,378,278	4,830,713	13,208,991
		PD 02 - October	54	3,763,665	1,833,220	5,596,885
		PD 03 - November	36	3,549,667	1,435,459	4,985,126
		PD 04 - December	45	2,223,425	1,168,007	3,391,432
		PD 05 - January	56	4,201,691	1,703,855	5,905,546
		PD 06 - February	65	3,557,718	1,680,609	5,238,327
		PD 07 - March	43	2,496,117	1,247,701	3,743,818
		PD 08 - April	40	2,341,409	1,006,383	3,347,792
		PD 09 - May	60	4,495,914	2,577,966	7,073,880
		PD 10 - June	60	3,517,000	1,638,174	5,155,174
		PD 11 - July	47	3,921,738	1,813,456	5,735,194
		PD 12 - August	48	3,171,548	1,668,530	4,840,078
		University Total		633	45,618,171	22,604,073
2015 Total			3961	774,815,946	252,821,756	1,027,637,702
2014	Corporate	PD 01 - September	47	4,043,211	1,236,897	5,280,108
		PD 02 - October	38	2,372,891	809,418	3,182,309
		PD 03 - November	38	6,905,669	2,001,175	8,906,844
		PD 04 - December	58	6,881,668	2,518,187	9,399,855
		PD 05 - January	16	5,771,013	1,917,677	7,688,690
		PD 06 - February	30	3,623,830	1,023,777	4,647,607
		PD 07 - March	33	4,107,508	1,365,819	5,473,327
		PD 08 - April	37	5,004,102	1,533,680	6,537,782
		PD 09 - May	17	1,542,335	586,411	2,128,746
		PD 10 - June	46	7,639,214	2,453,296	10,092,510
		PD 11 - July	42	5,887,374	1,804,080	7,691,454
		PD 12 - August	37	4,260,761	1,105,643	5,366,404
		Corporate Total		439	58,039,574	18,356,060
	Federal	PD 01 - September	69	18,043,278	7,470,471	25,513,749
		PD 02 - October	106	27,886,343	10,687,930	38,574,273
		PD 03 - November	249	56,810,820	24,700,837	81,511,657
		PD 04 - December	122	19,056,069	7,084,769	26,140,838
		PD 05 - January	105	29,834,307	11,429,033	41,263,340
		PD 06 - February	190	49,188,137	21,223,625	70,411,762
		PD 07 - March	137	45,603,052	16,000,127	61,603,179
		PD 08 - April	139	36,127,460	13,102,699	49,230,159
		PD 09 - May	147	43,724,621	16,718,560	60,443,181
		PD 10 - June	228	58,090,583	24,934,957	83,025,540
		PD 11 - July	165	41,466,095	16,408,225	57,874,320
		PD 12 - August	125	21,740,975	6,814,738	28,555,713
		Federal Total		1782	447,571,738	176,575,971
	Foreign	PD 01 - September	7	857,477	227,230	1,084,707
		PD 02 - October	15	1,075,857	265,725	1,341,582
		PD 03 - November	8	477,694	80,136	557,830
		PD 04 - December	8	599,806	106,985	706,791
		PD 05 - January	10	2,545,167	576,038	3,121,205
		PD 06 - February	7	592,201	224,754	816,955
		PD 07 - March	6	258,751	132,102	390,853
		PD 08 - April	10	498,883	119,899	618,782
		PD 09 - May	7	288,618	16,986	305,604
		PD 10 - June	4	287,673	63,069	350,742
		PD 11 - July	10	1,398,811	282,389	1,681,200
		PD 12 - August	4	447,707	129,081	576,788
		Foreign Total		96	9,328,646	2,224,394
	Private	PD 01 - September	73	10,172,587	949,182	11,121,769
		PD 02 - October	88	8,726,316	756,435	9,482,751
		PD 03 - November	64	4,305,785	566,501	4,872,286
		PD 04 - December	64	3,240,875	395,553	3,636,428
PD 05 - January		121	11,110,425	1,463,581	12,574,006	
PD 06 - February		71	7,158,352	968,397	8,126,749	
PD 07 - March		70	6,427,231	741,688	7,168,919	
PD 08 - April		76	7,599,245	1,854,212	9,453,457	
PD 09 - May		58	8,086,681	1,705,707	9,792,388	
PD 10 - June		53	7,121,592	1,094,720	8,216,312	
PD 11 - July		93	7,051,856	1,279,122	8,330,978	
PD 12 - August		59	4,728,969	470,160	5,199,129	
Private Total			890	85,729,913	12,245,258	97,975,171
State	PD 01 - September	4	775,471	77,347	852,818	
	PD 02 - October	4	758,789	77,052	835,841	
	PD 03 - November	6	203,541	16,176	219,717	
	PD 04 - December	2	138,059	14,211	152,270	
	PD 05 - January	2	92,462	28,337	120,799	

Emory University Proposal Statistics

Fiscal Year : 2016
 Period : 12

Fiscal Year	Sponsor Type	Period	Proposals Processed	Direct (\$)	Indirect (\$)	Total (\$)
2014	State	PD 06 - February	3	408,484	39,756	448,240
		PD 07 - March	4	325,820	46,550	372,370
		PD 08 - April	1	100,000	0	100,000
		PD 09 - May	1	611,840	56,718	668,558
		PD 10 - June	8	1,329,531	132,871	1,462,402
		PD 11 - July	8	1,872,679	197,046	2,069,725
		PD 12 - August	2	48,280	20,787	69,067
	State Total		45	6,664,955	706,851	7,371,806
	University	PD 01 - September	53	4,417,298	2,064,735	6,482,033
		PD 02 - October	61	4,132,485	2,008,134	6,140,619
		PD 03 - November	56	5,794,934	2,744,516	8,539,450
		PD 04 - December	32	3,168,096	1,411,644	4,579,740
		PD 05 - January	45	3,044,014	1,411,105	4,455,119
		PD 06 - February	51	2,355,666	1,075,230	3,430,896
		PD 07 - March	35	2,008,704	872,900	2,881,604
		PD 08 - April	45	3,006,332	1,568,150	4,574,482
		PD 09 - May	50	3,141,356	1,618,979	4,760,335
		PD 10 - June	60	3,820,184	1,526,796	5,346,980
		PD 11 - July	46	3,456,293	1,784,829	5,241,122
PD 12 - August		45	3,844,513	1,618,463	5,462,976	
University Total		579	42,189,873	19,705,481	61,895,354	
2014 Total		3831	649,524,699	229,814,015	879,338,714	
Grand Total		11751	2,174,737,586	746,494,481	2,921,232,067	

Emory University Proposal Statistics

Fiscal Year : 2016
Period : 12

Proposal Type

Fiscal Year	Proposal Type	Period	Proposals Processed	Direct (\$)	Indirect (\$)	Total (\$)	
2016	Continuation	PD 01 - September	30	2,948,921	869,336	3,818,257	
		PD 02 - October	39	5,768,648	2,146,544	7,915,192	
		PD 03 - November	48	13,201,022	2,779,661	15,980,683	
		PD 04 - December	65	12,095,114	4,668,733	16,763,847	
		PD 05 - January	41	9,309,817	3,817,788	13,127,605	
		PD 06 - February	75	21,563,400	9,438,017	31,001,417	
		PD 07 - March	111	39,025,426	13,358,634	52,384,060	
		PD 08 - April	93	20,575,623	7,352,941	27,928,564	
		PD 09 - May	84	28,184,801	8,519,483	36,704,284	
		PD 10 - June	77	21,777,857	6,833,416	28,611,273	
		PD 11 - July	76	19,459,352	5,390,756	24,850,108	
		PD 12 - August	51	8,051,645	2,033,359	10,085,004	
		Continuation Total			790	201,961,628	67,208,668
	New	PD 01 - September	205	33,621,533	14,393,492	48,015,025	
		PD 02 - October	300	60,012,833	23,842,714	83,855,547	
		PD 03 - November	207	40,381,701	16,453,428	56,835,129	
		PD 04 - December	218	28,636,858	9,444,977	38,081,835	
		PD 05 - January	228	44,446,683	13,572,041	58,018,724	
		PD 06 - February	306	49,633,052	18,662,764	68,295,816	
		PD 07 - March	226	32,801,969	11,869,597	44,671,566	
		PD 08 - April	174	31,221,927	9,546,296	40,768,223	
		PD 09 - May	198	49,300,044	16,054,536	65,354,580	
		PD 10 - June	236	44,402,669	18,970,599	63,373,268	
		PD 11 - July	214	37,985,532	14,652,168	52,637,700	
		PD 12 - August	248	33,369,417	10,122,188	43,491,605	
		New Total			2760	485,814,219	177,584,800
	Renewal	PD 01 - September	12	3,516,680	1,518,627	5,035,307	
		PD 02 - October	7	2,100,108	499,643	2,599,751	
		PD 03 - November	13	2,866,875	1,248,498	4,115,373	
		PD 04 - December	8	1,318,207	451,533	1,769,740	
		PD 05 - January	7	2,127,441	437,502	2,564,943	
		PD 06 - February	2	66,666	13,037	79,703	
		PD 07 - March	13	3,231,822	1,724,734	4,956,556	
		PD 08 - April	6	2,170,249	237,889	2,408,138	
		PD 09 - May	12	9,331,802	2,008,549	11,340,351	
		PD 10 - June	3	1,155,218	230,522	1,385,740	
		PD 11 - July	13	4,220,378	2,080,019	6,300,397	
		PD 12 - August	12	4,966,790	845,986	5,812,776	
		Renewal Total			108	37,072,234	11,296,539
	Supplemental	PD 01 - September	19	1,933,594	404,295	2,337,889	
		PD 02 - October	26	1,834,766	782,576	2,617,342	
		PD 03 - November	22	1,236,137	436,814	1,672,951	
		PD 04 - December	18	1,574,138	258,116	1,832,254	
		PD 05 - January	19	392,914	155,951	548,865	
		PD 06 - February	32	1,920,108	1,016,741	2,936,849	
PD 07 - March		27	6,211,287	1,683,293	7,894,580		
PD 08 - April		32	1,850,932	813,094	2,664,026		
PD 09 - May		25	1,800,965	449,126	2,250,091		
PD 10 - June		16	1,897,821	796,355	2,694,176		
PD 11 - July		21	1,266,541	363,871	1,630,412		
PD 12 - August		44	3,629,657	608,471	4,238,128		
Supplemental Total				301	25,548,859	7,768,703	33,317,562
2016 Total			3959	750,396,940	263,858,710	1,014,255,650	
2015	Continuation	PD 01 - September	25	3,657,216	1,264,925	4,922,141	
		PD 02 - October	26	5,502,536	2,807,039	8,309,575	
		PD 03 - November	30	6,644,462	1,989,774	8,634,236	
		PD 04 - December	54	11,488,127	4,369,706	15,857,833	
		PD 05 - January	51	9,596,853	3,869,520	13,466,373	
		PD 06 - February	83	18,430,004	7,353,004	25,783,008	
		PD 07 - March	64	28,796,817	10,702,415	39,499,232	
		PD 08 - April	75	36,585,533	6,752,245	43,337,778	
		PD 09 - May	86	23,897,298	11,066,272	34,963,570	
		PD 10 - June	81	25,322,636	7,261,789	32,584,425	
		PD 11 - July	68	11,947,894	4,602,557	16,550,451	
		PD 12 - August	39	6,929,242	1,254,781	8,184,023	
		Continuation Total			682	188,798,616	63,294,027
	New	PD 01 - September	228	30,602,509	12,499,882	43,102,391	
		PD 02 - October	340	59,563,421	21,918,044	81,481,465	
		PD 03 - November	186	37,682,426	13,580,788	51,263,214	
		PD 04 - December	250	68,691,712	10,322,786	79,014,498	
		PD 05 - January	287	38,687,809	12,344,855	51,032,664	

Emory University Proposal Statistics

Fiscal Year : 2016
Period : 12

Fiscal Year	Proposal Type	Period	Proposals Processed	Direct (\$)	Indirect (\$)	Total (\$)
2015	New	PD 06 - February	255	43,721,585	18,292,576	62,014,161
		PD 07 - March	211	34,554,328	9,834,811	44,389,139
		PD 08 - April	203	31,151,919	9,077,132	40,229,051
		PD 09 - May	154	25,097,075	7,099,336	32,196,411
		PD 10 - June	235	43,702,367	17,254,466	60,956,833
		PD 11 - July	231	35,130,756	12,465,793	47,596,549
		PD 12 - August	252	41,959,583	16,161,961	58,121,544
	New Total		2832	490,545,489	160,852,430	651,397,919
	Renewal	PD 01 - September	17	8,918,804	3,118,457	12,037,261
		PD 02 - October	5	876,222	226,515	1,102,737
		PD 03 - November	27	7,031,120	3,067,296	10,098,416
		PD 04 - December	10	3,351,938	1,328,071	4,680,009
		PD 05 - January	10	7,354,829	1,710,162	9,064,991
		PD 06 - February	12	3,016,561	1,039,229	4,055,790
		PD 07 - March	19	4,590,417	1,926,487	6,516,904
		PD 08 - April	4	2,018,106	450,284	2,468,390
		PD 09 - May	10	9,680,921	3,318,649	12,999,570
		PD 10 - June	5	1,222,393	78,696	1,301,089
		PD 11 - July	15	2,247,300	1,070,842	3,318,142
		PD 12 - August	5	1,557,557	291,882	1,849,439
	Renewal Total		139	51,866,169	17,626,570	69,492,739
	Supplemental	PD 01 - September	30	2,937,958	1,249,080	4,187,038
		PD 02 - October	16	2,285,484	274,044	2,559,528
		PD 03 - November	17	2,583,410	501,120	3,084,530
		PD 04 - December	8	308,258	117,497	425,755
		PD 05 - January	19	5,330,104	459,960	5,790,064
		PD 06 - February	20	1,650,832	319,030	1,969,862
		PD 07 - March	26	6,318,497	1,660,180	7,978,677
		PD 08 - April	32	4,886,201	965,983	5,852,184
		PD 09 - May	38	6,832,623	2,347,746	9,180,369
		PD 10 - June	34	2,592,890	567,654	3,160,544
		PD 11 - July	34	3,017,785	602,803	3,620,588
		PD 12 - August	34	4,861,631	1,983,632	6,845,263
Supplemental Total			308	43,605,673	11,048,729	54,654,402
2015 Total		3961	774,815,946	252,821,756	1,027,637,702	
2014	Continuation	PD 01 - September	24	3,794,506	930,174	4,724,680
		PD 02 - October	32	7,958,794	2,721,653	10,680,447
		PD 03 - November	49	9,545,795	3,053,871	12,599,666
		PD 04 - December	48	8,761,151	3,358,902	12,120,053
		PD 05 - January	43	10,310,729	4,234,606	14,545,335
		PD 06 - February	69	23,976,704	10,229,729	34,206,433
		PD 07 - March	66	24,255,117	8,250,102	32,505,219
		PD 08 - April	85	23,846,288	8,518,520	32,364,808
		PD 09 - May	85	23,775,304	8,041,882	31,817,186
		PD 10 - June	75	19,198,066	6,443,221	25,641,287
		PD 11 - July	71	14,991,395	4,559,325	19,550,720
		PD 12 - August	19	2,068,234	526,617	2,594,851
		Continuation Total		666	172,482,082	60,868,602
	New	PD 01 - September	190	29,236,830	9,280,315	38,517,145
		PD 02 - October	251	33,540,984	11,382,136	44,923,120
		PD 03 - November	321	53,157,672	22,725,229	75,882,901
		PD 04 - December	215	23,531,253	7,892,816	31,424,069
		PD 05 - January	235	34,112,454	11,155,609	45,268,063
		PD 06 - February	261	37,088,725	13,778,365	50,867,090
		PD 07 - March	191	28,935,805	9,375,246	38,311,051
		PD 08 - April	201	25,281,980	8,337,643	33,619,623
		PD 09 - May	168	28,257,123	10,458,922	38,716,045
		PD 10 - June	297	53,124,720	22,038,328	75,163,048
		PD 11 - July	246	34,236,768	13,422,035	47,658,803
		PD 12 - August	231	31,018,685	9,124,219	40,142,904
		New Total		2807	411,522,999	148,970,863
	Renewal	PD 01 - September	12	4,401,099	1,531,438	5,932,537
		PD 02 - October	10	1,413,028	347,960	1,760,988
		PD 03 - November	26	9,856,049	3,912,322	13,768,371
		PD 04 - December	3	104,352	38,880	143,232
		PD 05 - January	14	6,118,395	1,291,441	7,409,836
		PD 06 - February	9	1,615,516	269,889	1,885,405
		PD 07 - March	15	5,143,128	1,413,820	6,556,948
PD 08 - April		4	860,943	349,012	1,209,955	
PD 09 - May		13	4,723,924	2,003,761	6,727,685	
PD 10 - June		4	1,440,697	271,609	1,712,306	
PD 11 - July		23	6,676,874	2,261,990	8,938,864	

Emory University Proposal Statistics

Fiscal Year : 2016
 Period : 12

Fiscal Year	Proposal Type	Period	Proposals Processed	Direct (\$)	Indirect (\$)	Total (\$)
2014	Renewal	PD 12 - August	7	928,819	135,800	1,064,619
	Renewal Total		140	43,282,823	13,827,922	57,110,745
	Supplemental	PD 01 - September	27	876,887	283,935	1,160,822
		PD 02 - October	19	2,039,876	152,945	2,192,821
		PD 03 - November	25	1,938,926	417,919	2,356,845
		PD 04 - December	20	687,815	240,751	928,566
		PD 05 - January	7	1,855,810	144,115	1,999,925
		PD 06 - February	13	645,724	277,556	923,280
		PD 07 - March	13	397,016	120,018	517,034
		PD 08 - April	18	2,346,812	973,465	3,320,277
		PD 09 - May	14	639,100	198,796	837,896
		PD 10 - June	23	4,525,294	1,452,551	5,977,845
		PD 11 - July	24	5,228,071	1,512,341	6,740,412
		PD 12 - August	15	1,055,467	372,236	1,427,703
	Supplemental Total		218	22,236,795	6,146,628	28,383,423
2014 Total			3831	649,524,699	229,814,015	879,338,714
Grand Total			11751	2,174,737,586	746,494,481	2,921,232,067

Emory University Proposal Statistics

Fiscal Year : 2016
Period : 12

12/15/2016

Operating Unit

Fiscal Year	Operating Unit	Period	Proposals Processed	Direct (\$)	Indirect (\$)	Total (\$)
2016	10000- Emory College	PD 01 - September	18	1,690,642	778,857	2,469,499
		PD 02 - October	29	3,283,684	1,257,604	4,541,288
		PD 03 - November	37	4,251,797	1,656,860	5,908,657
		PD 04 - December	16	2,271,026	709,404	2,980,430
		PD 05 - January	22	1,534,930	307,817	1,842,747
		PD 06 - February	32	5,412,176	1,875,501	7,287,677
		PD 07 - March	21	2,723,781	1,077,568	3,801,349
		PD 08 - April	14	1,780,146	410,779	2,190,925
		PD 09 - May	13	2,821,043	837,279	3,658,322
		PD 10 - June	18	3,030,974	1,219,608	4,250,582
		PD 11 - July	30	7,346,303	2,011,378	9,357,681
		PD 12 - August	33	4,880,177	903,334	5,783,511
		10000- Emory College Total			283	41,026,679
11000- Graduate School of Arts & Scie	PD 01 - September	1	1,200	0	1,200	
	PD 05 - January	1	1,054,531	50,788	1,105,319	
	PD 06 - February	1	17,986	7,014	25,000	
	PD 07 - March	1	1,000	0	1,000	
	PD 09 - May	1	99,480	0	99,480	
	PD 11 - July	1	253,059	116,481	369,540	
11000- Graduate School of Arts & Scie Total			6	1,427,256	174,283	1,601,539
12000- Law School	PD 01 - September	1	100,000	0	100,000	
	PD 02 - October	1	66,000	0	66,000	
	PD 04 - December	1	140,000	0	140,000	
	PD 05 - January	3	102,000	0	102,000	
	PD 06 - February	1	100,000	0	100,000	
	PD 08 - April	1	30,000	0	30,000	
	PD 11 - July	1	92,222	9,222	101,444	
	PD 12 - August	1	52,000	0	52,000	
12000- Law School Total			10	682,222	9,222	691,444
14000- Candler School of Theology	PD 05 - January	1	95,544	9,554	105,098	
	PD 06 - February	1	667,709	66,771	734,480	
14000- Candler School of Theology Total			2	763,253	76,325	839,578
16000- Goizueta Business School	PD 03 - November	1	2,000	0	2,000	
	PD 04 - December	2	329,000	0	329,000	
	PD 06 - February	2	144,201	35,113	179,314	
	PD 10 - June	1	10,000	0	10,000	
16000- Goizueta Business School Total			6	485,201	35,113	520,314
18000- Oxford College	PD 08 - April	1	19,993	0	19,993	
18000- Oxford College Total			1	19,993	0	19,993
20000- School of Medicine	PD 01 - September	185	30,936,898	12,418,209	43,355,107	
	PD 02 - October	267	51,588,611	19,799,145	71,387,756	
	PD 03 - November	201	40,170,288	14,071,856	54,242,144	
	PD 04 - December	203	25,730,231	7,177,475	32,907,706	
	PD 05 - January	216	33,837,253	10,466,242	44,303,495	
	PD 06 - February	295	46,685,184	17,722,901	64,408,085	
	PD 07 - March	283	64,844,255	22,798,004	87,642,259	
	PD 08 - April	222	33,775,229	10,543,800	44,319,029	
	PD 09 - May	204	55,286,001	15,382,478	70,668,479	
	PD 10 - June	236	49,644,029	18,205,657	67,849,686	
	PD 11 - July	212	40,889,114	14,271,134	55,160,248	
	PD 12 - August	233	32,035,324	9,043,777	41,079,101	
20000- School of Medicine Total			2757	505,422,416	171,900,678	677,323,094
22000- School of Public Health	PD 01 - September	39	4,361,958	1,057,609	5,419,567	
	PD 02 - October	45	8,922,561	3,638,802	12,561,363	
	PD 03 - November	33	4,984,248	1,952,642	6,936,890	
	PD 04 - December	44	5,212,726	1,563,609	6,776,335	
	PD 05 - January	31	9,363,211	2,140,334	11,503,545	
	PD 06 - February	45	10,939,932	3,964,988	14,904,920	
	PD 07 - March	47	7,572,086	2,299,031	9,871,117	
	PD 08 - April	41	7,320,535	2,826,183	10,146,718	
	PD 09 - May	65	17,575,199	5,276,005	22,851,204	
	PD 10 - June	44	10,348,886	4,007,289	14,356,175	
	PD 11 - July	54	8,200,526	2,978,377	11,178,903	
	PD 12 - August	61	7,164,528	2,251,591	9,416,119	
22000- School of Public Health Total			549	101,966,397	33,956,460	135,922,857
24000- School of Nursing	PD 01 - September	5	123,089	25,575	148,664	
	PD 02 - October	10	1,218,596	488,220	1,706,816	
	PD 03 - November	5	4,794,945	753,636	5,548,581	
	PD 04 - December	7	2,127,853	439,308	2,567,161	
	PD 05 - January	9	1,063,820	406,708	1,470,528	
	PD 06 - February	10	665,935	135,145	801,080	

Emory University Proposal Statistics

Fiscal Year : 2016
Period : 12

Fiscal Year	Operating Unit	Period	Proposals Processed	Direct (\$)	Indirect (\$)	Total (\$)	
2016	24000- School of Nursing	PD 07 - March	9	3,035,749	539,750	3,575,499	
		PD 08 - April	7	8,927,112	1,483,043	10,410,155	
		PD 09 - May	14	2,588,033	1,038,880	3,626,913	
		PD 10 - June	18	2,864,917	1,165,589	4,030,506	
		PD 11 - July	2	1,020,377	165,466	1,185,843	
		PD 12 - August	9	2,773,729	27,120	2,800,849	
	24000- School of Nursing Total			105	31,204,154	6,668,440	37,872,594
	28000- Yerkes Primate Center	PD 01 - September	16	4,780,393	2,895,147	7,675,540	
		PD 02 - October	19	4,621,797	2,081,814	6,703,611	
		PD 03 - November	12	3,443,894	2,483,407	5,927,301	
		PD 04 - December	34	7,229,565	4,857,480	12,087,045	
		PD 05 - January	11	8,877,521	4,406,934	13,284,455	
		PD 06 - February	24	7,033,719	4,525,096	11,558,815	
		PD 07 - March	16	3,093,633	1,921,905	5,015,538	
		PD 08 - April	19	3,965,717	2,686,415	6,652,132	
		PD 09 - May	20	8,497,326	3,541,206	12,038,532	
		PD 10 - June	12	2,218,892	1,675,063	3,893,955	
		PD 11 - July	21	5,029,620	2,934,756	7,964,376	
		PD 12 - August	18	3,111,751	1,384,182	4,495,933	
	28000- Yerkes Primate Center Total			222	61,903,828	35,393,405	97,297,233
	60000- President	PD 04 - December	1	545,455	54,545	600,000	
	60000- President Total			1	545,455	54,545	600,000
	62000- EVP-Finance & Administration	PD 06 - February	1	35,971	14,029	50,000	
62000- EVP-Finance & Administration Total			1	35,971	14,029	50,000	
65000- EVP-Academic Affairs	PD 06 - February	2	80,413	0	80,413		
	PD 11 - July	2	100,583	0	100,583		
65000- EVP-Academic Affairs Total			4	180,996	0	180,996	
68000- EVP-Health Affairs	PD 01 - September	1	26,547	10,353	36,900		
	PD 02 - October	1	15,108	5,892	21,000		
	PD 03 - November	1	38,562	0	38,562		
	PD 04 - December	1	38,461	21,538	59,999		
	PD 05 - January	1	348,045	194,905	542,950		
	PD 06 - February	1	1,400,000	784,001	2,184,001		
	PD 09 - May	2	1,750,531	955,846	2,706,377		
	PD 10 - June	3	1,115,867	557,686	1,673,553		
PD 11 - July	1	0	0	0			
68000- EVP-Health Affairs Total			12	4,733,121	2,530,221	7,263,342	
2016 Total			3959	750,396,940	263,858,710	1,014,255,650	
2015	10000- Emory College	PD 01 - September	21	1,420,948	526,617	1,947,565	
		PD 02 - October	34	2,963,127	1,044,185	4,007,312	
		PD 03 - November	24	3,153,246	1,203,487	4,356,733	
		PD 04 - December	25	2,451,361	917,122	3,368,483	
		PD 05 - January	31	3,201,015	1,066,697	4,267,712	
		PD 06 - February	25	4,534,305	1,713,775	6,248,080	
		PD 07 - March	22	2,681,162	790,545	3,471,707	
		PD 08 - April	16	2,278,881	324,963	2,603,844	
		PD 09 - May	23	2,921,572	886,427	3,807,999	
		PD 10 - June	19	2,410,303	888,697	3,299,000	
		PD 11 - July	21	2,480,885	1,052,924	3,533,809	
		PD 12 - August	20	3,427,485	776,661	4,204,146	
	10000- Emory College Total			281	33,924,288	11,192,100	45,116,388
	11000- Graduate School of Arts & Scie	PD 01 - September	1	4,000	0	4,000	
		PD 07 - March	2	28,875	0	28,875	
		PD 08 - April	2	1,075,726	72,715	1,148,441	
		PD 12 - August	2	288,691	94,633	383,324	
	11000- Graduate School of Arts & Scie Total			7	1,397,292	167,348	1,564,640
	12000- Law School	PD 01 - September	1	105,000	0	105,000	
		PD 02 - October	1	55,000	0	55,000	
		PD 03 - November	1	47,818	4,782	52,600	
		PD 05 - January	2	101,000	0	101,000	
		PD 07 - March	1	64,800	0	64,800	
12000- Law School Total			6	373,618	4,782	378,400	
16000- Goizueta Business School	PD 04 - December	1	2,000	0	2,000		
	PD 06 - February	1	574,849	0	574,849		
	PD 12 - August	1	18,473	0	18,473		
16000- Goizueta Business School Total			3	595,322	0	595,322	
20000- School of Medicine	PD 01 - September	212	30,853,953	11,098,461	41,952,414		
	PD 02 - October	272	47,988,741	17,498,046	65,486,787		
	PD 03 - November	188	41,344,285	15,325,568	56,669,853		
	PD 04 - December	230	29,772,214	8,533,609	38,305,823		
	PD 05 - January	264	39,797,136	11,352,469	51,149,605		
	PD 06 - February	256	40,442,697	16,184,896	56,627,593		

Emory University Proposal Statistics

Fiscal Year : 2016
Period : 12

Fiscal Year	Operating Unit	Period	Proposals Processed	Direct (\$)	Indirect (\$)	Total (\$)	
2015	20000- School of Medicine	PD 07 - March	222	52,217,950	16,854,275	69,072,225	
		PD 08 - April	226	43,855,649	11,281,270	55,136,919	
		PD 09 - May	180	37,673,023	11,223,721	48,896,744	
		PD 10 - June	247	48,230,091	16,872,736	65,102,827	
		PD 11 - July	247	30,652,159	10,370,739	41,022,898	
		PD 12 - August	231	36,236,526	11,422,479	47,659,005	
	20000- School of Medicine Total			2775	479,064,425	158,018,269	637,082,694
	22000- School of Public Health	PD 01 - September	39	5,466,686	2,176,448	7,643,134	
		PD 02 - October	53	12,192,036	3,858,251	16,050,287	
		PD 03 - November	35	7,100,877	1,503,848	8,604,725	
		PD 04 - December	32	44,024,289	2,149,158	46,173,447	
		PD 05 - January	42	11,042,320	2,265,501	13,307,821	
		PD 06 - February	57	12,537,852	4,398,047	16,935,899	
		PD 07 - March	50	9,130,910	2,305,885	11,436,795	
		PD 08 - April	46	22,819,696	3,524,715	26,344,411	
		PD 09 - May	42	4,514,242	1,396,060	5,910,302	
		PD 10 - June	63	15,915,656	4,116,623	20,032,279	
		PD 11 - July	48	12,033,860	4,348,918	16,382,778	
		PD 12 - August	43	5,657,126	1,367,508	7,024,634	
	22000- School of Public Health Total			550	162,435,551	33,410,962	195,846,513
	24000- School of Nursing	PD 01 - September	6	384,501	63,346	447,847	
		PD 02 - October	11	2,194,399	1,007,695	3,202,094	
		PD 03 - November	2	186,731	63,436	250,167	
		PD 04 - December	9	1,722,317	766,736	2,489,053	
		PD 05 - January	7	608,218	246,254	854,472	
		PD 06 - February	6	972,170	269,374	1,241,544	
		PD 07 - March	11	1,284,548	283,407	1,567,955	
		PD 08 - April	6	2,156,810	399,558	2,556,368	
		PD 09 - May	18	1,959,202	871,743	2,830,945	
		PD 10 - June	8	1,705,582	855,506	2,561,088	
		PD 11 - July	12	1,396,321	249,021	1,645,342	
		PD 12 - August	7	434,524	118,993	553,517	
	24000- School of Nursing Total			103	15,005,323	5,195,069	20,200,392
	28000- Yerkes Primate Center	PD 01 - September	20	7,881,399	4,267,472	12,148,871	
		PD 02 - October	16	2,834,360	1,817,465	4,651,825	
		PD 03 - November	10	2,108,461	1,037,857	3,146,318	
		PD 04 - December	22	5,345,428	3,523,402	8,868,830	
		PD 05 - January	20	6,161,107	3,453,576	9,614,683	
		PD 06 - February	22	6,576,693	3,807,384	10,384,077	
PD 07 - March		12	8,851,814	3,889,781	12,741,595		
PD 08 - April		18	2,454,997	1,642,423	4,097,420		
PD 09 - May		24	18,404,577	9,440,285	27,844,862		
PD 10 - June		16	4,281,092	2,378,677	6,659,769		
PD 11 - July		20	5,780,511	2,720,393	8,500,904		
PD 12 - August		26	9,245,187	5,911,982	15,157,169		
28000- Yerkes Primate Center Total			226	79,925,625	43,890,697	123,816,322	
62000- EVP-Finance & Administration	PD 10 - June	1	162,487	0	162,487		
62000- EVP-Finance & Administration Total			1	162,487	0	162,487	
65000- EVP-Academic Affairs	PD 05 - January	1	58,800	0	58,800		
	PD 06 - February	1	153,487	59,860	213,347		
	PD 09 - May	1	35,300	13,767	49,067		
65000- EVP-Academic Affairs Total			3	247,587	73,627	321,214	
68000- EVP-Health Affairs	PD 04 - December	3	522,426	248,033	770,459		
	PD 06 - February	2	1,026,928	570,503	1,597,431		
	PD 10 - June	1	135,075	50,366	185,441		
68000- EVP-Health Affairs Total			6	1,684,429	868,902	2,553,331	
2015 Total			3961	774,815,946	252,821,756	1,027,637,702	
2014	10000- Emory College	PD 01 - September	9	1,168,120	394,263	1,562,383	
		PD 02 - October	23	2,868,452	540,662	3,409,114	
		PD 03 - November	41	5,107,256	2,110,197	7,217,453	
		PD 04 - December	29	2,843,610	848,285	3,691,895	
		PD 05 - January	23	2,594,512	672,103	3,266,615	
		PD 06 - February	23	3,406,925	1,281,954	4,688,879	
		PD 07 - March	23	3,486,590	866,536	4,353,126	
		PD 08 - April	16	2,466,648	500,236	2,966,884	
		PD 09 - May	13	1,945,552	472,589	2,418,141	
		PD 10 - June	18	2,555,910	709,611	3,265,521	
		PD 11 - July	18	2,718,821	1,070,892	3,789,713	
		PD 12 - August	19	1,783,465	625,933	2,409,398	
	10000- Emory College Total			255	32,945,860	10,093,261	43,039,121
	11000- Graduate School of Arts & Scie	PD 04 - December	1	2,000	0	2,000	
		PD 06 - February	1	3,638	2,037	5,675	

Emory University Proposal Statistics

Fiscal Year : 2016
Period : 12

Fiscal Year	Operating Unit	Period	Proposals Processed	Direct (\$)	Indirect (\$)	Total (\$)	
2014	11000- Graduate School of Arts & Scie	PD 07 - March	1	176,000	98,560	274,560	
		PD 08 - April	1	1,000	0	1,000	
		PD 09 - May	1	78,731	0	78,731	
		PD 10 - June	3	123,575	0	123,575	
		PD 11 - July	3	357,127	95,176	452,303	
		PD 12 - August	7	859,823	0	859,823	
	11000- Graduate School of Arts & Scie Total			18	1,601,894	195,773	1,797,667
	12000- Law School	PD 01 - September	2	119,920	3,494	123,414	
		PD 02 - October	2	85,000	0	85,000	
		PD 03 - November	2	85,000	0	85,000	
PD 04 - December		2	210,000	0	210,000		
PD 07 - March		1	2,000	0	2,000		
PD 08 - April		1	100,000	0	100,000		
PD 10 - June	3	121,787	4,734	126,521			
12000- Law School Total			13	723,707	8,228	731,935	
14000- Candler School of Theology	PD 01 - September	1	418,263	41,826	460,089		
	PD 07 - March	1	4,000	0	4,000		
	PD 10 - June	1	45,000	0	45,000		
	PD 12 - August	1	454,545	45,455	500,000		
14000- Candler School of Theology Total			4	921,808	87,281	1,009,089	
16000- Goizueta Business School	PD 02 - October	1	53,185	29,784	82,969		
	PD 03 - November	1	70,000	19,740	89,740		
	PD 07 - March	1	100,000	0	100,000		
	PD 09 - May	1	132,210	74,038	206,248		
	PD 10 - June	1	168,750	42,188	210,938		
16000- Goizueta Business School Total			5	524,145	165,750	689,895	
18000- Oxford College	PD 05 - January	1	12,000	0	12,000		
	PD 12 - August	1	75,900	19,734	95,634		
18000- Oxford College Total			2	87,900	19,734	107,634	
20000- School of Medicine	PD 01 - September	185	23,688,071	7,487,723	31,175,794		
	PD 02 - October	220	34,398,146	10,830,377	45,228,523		
	PD 03 - November	280	54,994,662	21,276,403	76,271,065		
	PD 04 - December	183	21,539,349	7,347,790	28,887,139		
	PD 05 - January	220	36,536,024	10,706,809	47,242,833		
	PD 06 - February	253	43,452,069	16,551,716	60,003,785		
	PD 07 - March	183	34,554,593	10,769,791	45,324,384		
	PD 08 - April	205	31,619,714	10,022,775	41,642,489		
	PD 09 - May	186	36,447,416	11,268,092	47,715,508		
	PD 10 - June	283	53,128,504	20,872,273	74,000,777		
	PD 11 - July	243	39,590,319	12,969,465	52,559,784		
	PD 12 - August	201	25,239,545	7,207,304	32,446,849		
20000- School of Medicine Total			2642	435,188,412	147,310,518	582,498,930	
22000- School of Public Health	PD 01 - September	31	4,916,853	2,235,064	7,151,917		
	PD 02 - October	36	3,799,592	1,190,150	4,989,742		
	PD 03 - November	60	9,322,978	3,621,563	12,944,541		
	PD 04 - December	48	5,368,650	1,446,509	6,815,159		
	PD 05 - January	36	8,959,983	2,842,746	11,802,729		
	PD 06 - February	43	9,463,462	2,937,983	12,401,445		
	PD 07 - March	45	8,603,807	2,630,027	11,233,834		
	PD 08 - April	48	5,431,958	1,614,164	7,046,122		
	PD 09 - May	47	9,106,772	3,268,621	12,375,393		
	PD 10 - June	59	13,130,510	5,097,921	18,228,431		
	PD 11 - July	66	9,751,938	2,646,885	12,398,823		
	PD 12 - August	23	3,339,933	930,654	4,270,587		
22000- School of Public Health Total			542	91,196,435	30,462,287	121,658,722	
24000- School of Nursing	PD 01 - September	12	2,919,915	142,705	3,062,620		
	PD 02 - October	18	1,525,127	516,578	2,041,705		
	PD 03 - November	12	1,706,355	650,507	2,356,862		
	PD 04 - December	4	109,647	12,811	122,458		
	PD 05 - January	7	456,900	49,746	506,646		
	PD 06 - February	5	241,996	88,225	330,221		
	PD 07 - March	9	1,548,223	360,783	1,909,006		
	PD 08 - April	10	384,466	37,025	421,491		
	PD 09 - May	7	2,230,769	1,136,404	3,367,173		
	PD 10 - June	9	3,550,416	528,664	4,079,080		
	PD 11 - July	9	451,080	92,116	543,196		
	PD 12 - August	4	524,403	0	524,403		
24000- School of Nursing Total			106	15,649,297	3,615,564	19,264,861	
28000- Yerkes Primate Center	PD 01 - September	11	4,779,140	1,565,645	6,344,785		
	PD 02 - October	11	2,162,596	1,463,822	3,626,418		
	PD 03 - November	23	3,142,046	2,422,654	5,564,700		
	PD 04 - December	16	2,546,124	1,643,648	4,189,772		

Emory University Proposal Statistics

Fiscal Year : 2016
 Period : 12

Fiscal Year	Operating Unit	Period	Proposals Processed	Direct (\$)	Indirect (\$)	Total (\$)	
2014	28000- Yerkes Primate Center	PD 05 - January	12	3,837,968	2,554,367	6,392,335	
		PD 06 - February	25	5,747,368	3,136,503	8,883,871	
		PD 07 - March	20	10,135,852	4,433,489	14,569,341	
		PD 08 - April	26	11,579,907	5,891,590	17,471,497	
		PD 09 - May	25	7,454,001	4,483,617	11,937,618	
		PD 10 - June	17	4,213,752	2,570,089	6,783,841	
		PD 11 - July	25	8,263,823	4,881,157	13,144,980	
		PD 12 - August	15	2,772,759	1,324,376	4,097,135	
	28000- Yerkes Primate Center Total			226	66,635,334	36,370,957	103,006,291
	60000- President	PD 03 - November	1	55,753	2,665	58,418	
		PD 10 - June	1	4,000	0	4,000	
	60000- President Total			2	59,753	2,665	62,418
	62000- EVP-Finance & Administration	PD 10 - June	2	946,574	212,229	1,158,803	
	62000- EVP-Finance & Administration Total			2	946,574	212,229	1,158,803
	65000- EVP-Academic Affairs	PD 04 - December	1	50,000	0	50,000	
		PD 08 - April	1	752,329	112,850	865,179	
		PD 12 - August	1	20,832	5,416	26,248	
	65000- EVP-Academic Affairs Total			3	823,161	118,266	941,427
	68000- EVP-Health Affairs	PD 01 - September	2	299,040	155,142	454,182	
		PD 02 - October	1	60,584	33,321	93,905	
		PD 03 - November	1	14,391	5,612	20,003	
		PD 04 - December	2	415,193	232,306	647,499	
PD 06 - February		2	1,011,211	557,121	1,568,332		
PD 07 - March		1	120,000	0	120,000		
PD 10 - June	2	300,000	168,000	468,000			
68000- EVP-Health Affairs Total			11	2,220,419	1,151,502	3,371,921	
2014 Total			3831	649,524,699	229,814,015	879,338,714	
Grand Total			11751	2,174,737,586	746,494,481	2,921,232,067	

Emory University Proposal Statistics

Fiscal Year : 2016
Period : 12

12/15/2016

Operating Unit - 3 Year

Operating Unit	Purpose Type	Direct/Indirect	FTYD Period	CFY	CFYTD (\$)	Variance (%)	PFY	PFYTD (\$)	Variance (%)	2YPFY	2YPFYTD (\$)	3 Year Average (%)
10000- Emory College	Other	Direct	<= 12	2016	3,310,158	30.07	2015	2,544,864	-12.13	2014	2,896,301	8.97
		Indirect	<= 12	2016	427,799	1.26	2015	422,472	166.15	2014	158,735	83.71
	Other Total				3,737,957	25.97		2,967,336	-2.87		3,055,036	11.55
	Research	Direct	<= 12	2016	34,808,495	22.76	2015	28,354,040	10.05	2014	25,764,735	16.41
		Indirect	<= 12	2016	12,436,642	16.99	2015	10,630,724	9.20	2014	9,735,479	13.09
	Research Total				47,245,137	21.19		38,984,764	9.82		35,500,214	15.50
	Training	Direct	<= 12	2016	2,908,027	-3.88	2015	3,025,385	-29.39	2014	4,284,824	-16.64
		Indirect	<= 12	2016	181,548	30.70	2015	138,904	-30.22	2014	199,047	0.24
	Training Total				3,089,575	-2.36		3,164,289	-29.43		4,483,871	-15.90
	10000- Emory College Total				54,072,668	19.85		45,116,388	4.83		43,039,121	12.34
11000- Graduate School of Arts & Scie	Other	Direct	<= 12	2016	254,259	-10.06	2015	282,691	0.37	2014	281,661	-4.85
		Indirect	<= 12	2016	116,481	23.09	2015	94,633	-0.57	2014	95,176	11.26
	Other Total				370,740	-1.74		377,324	0.13		376,837	-0.81
	Research	Direct	<= 12	2016	18,986	-88.88	2015	170,661	-37.65	2014	273,711	-63.26
		Indirect	<= 12	2016	7,014		2015	0	-100.00	2014	100,597	
	Research Total				26,000	-84.77		170,661	-54.41		374,308	-69.59
	Training	Direct	<= 12	2016	1,154,011	22.25	2015	943,940	-9.80	2014	1,046,522	6.23
		Indirect	<= 12	2016	50,788	-30.15	2015	72,715		2014	0	
	Training Total				1,204,799	18.51		1,016,655	-2.85		1,046,522	7.83
	11000- Graduate School of Arts & Scie Total				1,601,539	2.36		1,564,640	-12.96		1,797,667	-5.30
12000- Law School	Other	Direct	<= 12	2016	442,222	18.36	2015	373,618	-33.72	2014	563,707	-7.68
		Indirect	<= 12	2016	9,222	92.85	2015	4,782	-41.88	2014	8,228	25.48
	Other Total				451,444	19.30		378,400	-33.84		571,935	-7.27
	Research	Direct	<= 12	2016	140,000		2015	0		2014	160,000	
		Indirect	<= 12	2016	0		2015	0		2014	0	
	Research Total				140,000			0			160,000	
	Training	Direct	<= 12	2016	100,000		2015	0		2014	0	
		Indirect	<= 12	2016	0		2015	0		2014	0	
	Training Total				100,000			0			0	
	12000- Law School Total				691,444	82.73		378,400	-48.30		731,935	17.21
14000- Candler School of Theology	Other	Direct	<= 12	2016	95,544		2015	0		2014	876,808	
		Indirect	<= 12	2016	9,554		2015	0		2014	87,281	
	Other Total				105,098			0			964,089	
	Research	Direct	<= 12	2016	667,709		2015	0		2014	45,000	
		Indirect	<= 12	2016	66,771		2015	0		2014	0	
	Research Total				734,480			0			45,000	
14000- Candler School of Theology Total				839,578			0			1,009,089		
16000- Goizueta Business School	Other	Direct	<= 12	2016	329,000	-42.77	2015	574,849	334.80	2014	132,210	146.02
		Indirect	<= 12	2016	0		2015	0	-100.00	2014	74,038	
	Other Total				329,000	-42.77		574,849	178.72		206,248	67.97
	Research	Direct	<= 12	2016	156,201	662.96	2015	20,473	-94.78	2014	391,935	284.09
		Indirect	<= 12	2016	35,113		2015	0	-100.00	2014	91,712	
	Research Total				191,314	834.47		20,473	-95.77		483,647	369.35
16000- Goizueta Business School Total				520,314	-12.60		595,322	-13.71		689,895	-13.15	
18000- Oxford College	Research	Direct	<= 12	2016	19,993		2015	0		2014	75,900	
		Indirect	<= 12	2016	0		2015	0		2014	19,734	
	Research Total				19,993			0			95,634	
	Training	Direct	<= 12	2016	0		2015	0		2014	12,000	
		Indirect	<= 12	2016	0		2015	0		2014	0	
	Training Total				0			0			12,000	
18000- Oxford				19,993			0			107,634		

Emory University Proposal Statistics

Fiscal Year : 2016
Period : 12

Operating Unit	Purpose Type	Direct/Indirect	FTYD Period	CFY	CFYTD (\$)	Variance (%)	PFY	PFYTD (\$)	Variance (%)	ZYPFY	ZYPFYTD (\$)	3 Year Average (%)
College Total												
20000- School of Medicine	Other	Direct	<= 12	2016	137,983,649	12.59	2015	122,552,818	26.51	2014	96,873,253	19.55
		Indirect	<= 12	2016	36,867,948	15.69	2015	31,867,837	31.92	2014	24,157,675	23.80
	Other Total				174,851,597	13.23		154,420,655	27.59		121,030,928	20.41
	Research	Direct	<= 12	2016	342,868,640	5.10	2015	326,243,638	2.88	2014	317,112,064	3.99
		Indirect	<= 12	2016	134,131,572	7.40	2015	124,889,846	2.03	2014	122,401,756	4.72
	Research Total				477,000,212	5.73		451,133,484	2.64		439,513,820	4.19
	Training	Direct	<= 12	2016	24,570,127	-18.82	2015	30,267,968	42.75	2014	21,203,095	11.96
		Indirect	<= 12	2016	901,158	-28.51	2015	1,260,586	67.83	2014	751,087	19.66
	Training Total				25,471,285	-19.21		31,528,554	43.61		21,954,182	12.20
	20000- School of Medicine Total				677,323,094	6.32		637,082,694	9.37		582,498,930	7.84
22000- School of Public Health	Other	Direct	<= 12	2016	12,522,612	-65.68	2015	36,492,906	396.97	2014	7,343,115	165.64
		Indirect	<= 12	2016	2,434,726	-40.77	2015	4,110,652	112.34	2014	1,935,901	35.78
	Other Total				14,957,338	-63.16		40,603,558	337.58		9,279,016	137.21
	Research	Direct	<= 12	2016	84,004,888	-29.80	2015	119,659,350	52.30	2014	78,566,283	11.25
		Indirect	<= 12	2016	31,303,600	7.99	2015	28,987,530	3.26	2014	28,071,224	5.63
	Research Total				115,308,488	-22.43		148,646,880	39.39		106,637,507	8.48
	Training	Direct	<= 12	2016	5,438,897	-13.44	2015	6,283,295	18.84	2014	5,287,037	2.70
		Indirect	<= 12	2016	218,134	-30.26	2015	312,780	-31.28	2014	455,162	-30.77
	Training Total				5,657,031	-14.24		6,596,075	14.87		5,742,199	0.32
	22000- School of Public Health Total				135,922,857	-30.60		195,846,513	60.98		121,658,722	15.19
24000- School of Nursing	Other	Direct	<= 12	2016	12,993,481	2,090.58	2015	593,152	-14.86	2014	696,664	1037.86
		Indirect	<= 12	2016	986,535	4,268.87	2015	22,581	-87.00	2014	173,711	2090.94
	Other Total				13,980,016	2,170.47		615,733	-29.26		870,375	1070.61
	Research	Direct	<= 12	2016	16,063,550	36.60	2015	11,759,245	-11.96	2014	13,356,108	12.32
		Indirect	<= 12	2016	5,584,810	13.34	2015	4,927,404	44.93	2014	3,399,780	29.14
	Research Total				21,648,360	29.73		16,686,649	-0.41		16,755,888	14.66
	Training	Direct	<= 12	2016	2,147,123	-19.07	2015	2,652,926	66.17	2014	1,596,525	23.55
		Indirect	<= 12	2016	97,095	-60.38	2015	245,084	482.52	2014	42,073	211.07
	Training Total				2,244,218	-22.56		2,898,010	76.86		1,638,598	27.15
	24000- School of Nursing Total				37,872,594	87.48		20,200,392	4.86		19,264,861	46.17
28000- Yerkes Primate Center	Other	Direct	<= 12	2016	1,649,011	-77.48	2015	7,322,041	-21.94	2014	9,380,590	-49.71
		Indirect	<= 12	2016	26,166	-99.12	2015	2,974,939	-0.92	2014	3,002,545	-50.02
	Other Total				1,675,177	-83.73		10,296,980	-16.85		12,383,135	-50.29
	Research	Direct	<= 12	2016	59,223,798	-15.56	2015	70,138,836	25.03	2014	56,099,701	4.73
		Indirect	<= 12	2016	35,359,002	-13.47	2015	40,864,541	22.58	2014	33,338,390	4.55
	Research Total				94,582,800	-14.79		111,003,377	24.11		89,438,091	4.66
	Training	Direct	<= 12	2016	1,031,019	-58.17	2015	2,464,748	113.39	2014	1,155,042	27.61
		Indirect	<= 12	2016	8,237	-83.92	2015	51,217	70.60	2014	30,022	-6.66
	Training Total				1,039,256	-58.69		2,515,965	112.31		1,185,064	26.81
	28000- Yerkes Primate Center Total				97,297,233	-21.42		123,816,322	20.20		103,006,291	-0.61
60000- President	Other	Direct	<= 12	2016	545,455		2015	0		2014	59,753	
		Indirect	<= 12	2016	54,545		2015	0		2014	2,665	
	Other Total				600,000			0			62,418	
60000- President Total				600,000			0			62,418		
62000- EVP-Finance & Administration	Other	Direct	<= 12	2016	35,971		2015	0		2014	0	
		Indirect	<= 12	2016	14,029		2015	0		2014	0	
	Other Total				50,000			0			0	
	Research	Direct	<= 12	2016	0		2015	162,487	-82.83	2014	946,574	
		Indirect	<= 12	2016	0		2015	0	-100.00	2014	212,229	
Research Total				0			162,487	-85.98		1,158,803		
62000- EVP-Finance &				50,000	-69.23		162,487	-85.98		1,158,803	-77.60	

Emory University Proposal Statistics

Fiscal Year : 2016
Period : 12

Operating Unit	Purpose Type	Direct/Indirect	FTYD Period	CFY	CFYTD (\$)	Variance (%)	PFY	PFYTD (\$)	Variance (%)	ZYPFY	2YPFYTD (\$)	3 Year Average (%)
Administration Total												
65000- EVP-Academic Affairs	Other	Direct	<= 12	2016	100,583	-46.72	2015	188,787	277.57	2014	50,000	115.43
		Indirect	<= 12	2016	0	-100.00	2015	73,627		2014	0	
	Other Total				100,583	-61.67		262,414	424.83		50,000	181.58
	Research	Direct	<= 12	2016	80,413	36.76	2015	58,800	-92.39	2014	773,161	-27.82
		Indirect	<= 12	2016	0		2015	0	-100.00	2014	118,266	
	Research Total				80,413	36.76		58,800	-93.40		891,427	-28.32
65000- EVP-Academic Affairs Total					180,996	-43.65		321,214	-65.88		941,427	-54.77
68000- EVP-Health Affairs	Other	Direct	<= 12	2016	224,053	181.79	2015	79,510	452.50	2014	14,391	317.15
		Indirect	<= 12	2016	72,341		2015	0	-100.00	2014	5,612	
	Other Total				296,394	272.78		79,510	297.49		20,003	285.13
	Research	Direct	<= 12	2016	4,509,068	180.95	2015	1,604,919	-27.25	2014	2,206,028	76.85
		Indirect	<= 12	2016	2,457,880	182.87	2015	868,902	-24.17	2014	1,145,890	79.35
	Research Total				6,966,948	181.63		2,473,821	-26.20		3,351,918	77.72
68000- EVP-Health Affairs Total					7,263,342	184.47		2,553,331	-24.28		3,371,921	80.09
Grand Total					1,014,255,650	-1.30		1,027,637,702	16.86		879,338,714	7.78

Emory University Proposal Statistics

Fiscal Year : 2016
Period : 12

Department - 3 Year

Operating Unit	Department	Purpose Type	Direct/Indirect	FTYD Period	CFY	CFYTD (\$)	Variance (%)	PFY	PFYTD (\$)	Variance (%)	2YPFY	2YPFYTD (\$)	3 Year Average (%)
10000- Emory College	830060- ECAS: Dean of the College	Other	Direct	<= 12	2016	0		2015	56,355		2014	0	
			Indirect	<= 12	2016	0		2015	0		2014	0	
		Other Total				0			56,355			0	
	830060- ECAS: Dean of the College Total					0			56,355			0	
	830802- ECAS: CIPA Summer Programs	Training	Direct	<= 12	2016	0		2015	0		2014	18,000	
			Indirect	<= 12	2016	0		2015	0		2014	0	
		Training Total				0			0			18,000	
	830802- ECAS: CIPA Summer Programs Total					0			0			18,000	
	831000- ECAS: Biology	Other	Direct	<= 12	2016	0		2015	115,406	26.18	2014	91,460	
			Indirect	<= 12	2016	0		2015	11,858	-62.47	2014	31,595	
		Other Total				0		127,264	3.42		123,055		
		Research	Direct	<= 12	2016	7,809,282	19.35	2015	6,543,299	18.61	2014	5,516,756	18.98
			Indirect	<= 12	2016	3,034,114	10.37	2015	2,749,006	20.11	2014	2,288,685	15.24
		Research Total			10,843,396	16.69		9,292,305	19.05		7,805,441	17.87	
		Training	Direct	<= 12	2016	1,189,982	60.64	2015	740,760	-38.78	2014	1,209,927	10.93
			Indirect	<= 12	2016	25,195	26.17	2015	19,969	-40.64	2014	33,638	-7.23
		Training Total			1,215,177	59.74		760,729	-38.83		1,243,565	10.46	
		831000- ECAS: Biology Total					12,058,573	18.45		10,180,298	10.99		9,172,061
	831010- ECAS: Chemistry	Other	Direct	<= 12	2016	1,254,981	21.95	2015	1,029,086	-29.17	2014	1,452,852	-3.61
			Indirect	<= 12	2016	0		2015	0	-100.00	2014	1,189	
		Other Total				1,254,981	21.95		1,029,086	-29.23		1,454,041	-3.64
		Research	Direct	<= 12	2016	10,394,754	27.74	2015	8,137,624	-10.04	2014	9,046,271	8.85
			Indirect	<= 12	2016	3,544,844	45.85	2015	2,430,464	-22.44	2014	3,133,562	11.71
		Research Total			13,939,598	31.90		10,568,088	-13.23		12,179,833	9.33	
		Training	Direct	<= 12	2016	320,000	46.68	2015	218,169	35.09	2014	161,497	40.88
			Indirect	<= 12	2016	25,000		2015	0		2014	0	
		Training Total			345,000	58.13		218,169	35.09		161,497	46.61	
		831010- ECAS: Chemistry Total					15,539,579	31.52		11,815,342	-14.35		13,795,371
	831020- ECAS: Math & Computer Science	Other	Direct	<= 12	2016	39,900	42.43	2015	28,013	366.88	2014	6,000	204.66
			Indirect	<= 12	2016	1,975	-43.81	2015	3,515	251.50	2014	1,000	103.84
Other Total					41,875	32.82		31,528	350.40		7,000	191.61	
Research		Direct	<= 12	2016	1,736,367	52.88	2015	1,135,763	-34.81	2014	1,742,198	9.04	
		Indirect	<= 12	2016	726,907	21.18	2015	599,849	-9.40	2014	662,075	5.89	
Research Total				2,463,274	41.93		1,735,612	-27.81		2,404,273	7.06		
Training		Direct	<= 12	2016	0		2015	97,788		2014	0		
		Indirect	<= 12	2016	0		2015	22,158		2014	0		
Training Total				0			119,946			0			
831020- ECAS: Math & Computer Science Total					2,505,149	32.75		1,887,086	-21.74		2,411,273	5.51	
831030- ECAS: Physics	Other	Direct	<= 12	2016	0		2015	114,889		2014	0		
		Indirect	<= 12	2016	0		2015	0		2014	0		
	Other Total				0		114,889			0			
	Research	Direct	<= 12	2016	3,014,858	15.96	2015	2,599,859	30.32	2014	1,995,006	23.14	
		Indirect	<= 12	2016	1,001,599	-7.51	2015	1,082,917	14.81	2014	943,196	3.65	
	Research Total			4,016,457	9.06		3,682,776	25.34		2,938,202	17.20		
	Training	Direct	<= 12	2016	441,469		2015	0		2014	0		
		Indirect	<= 12	2016	88,998		2015	0		2014	0		
	Training Total			530,467			0			0			
	831030- ECAS: Physics Total					4,546,924	19.73		3,797,665	29.25		2,938,202	24.49
832000- ECAS: Anthropology	Other	Direct	<= 12	2016	894,040	125.16	2015	397,071		2014	0		
		Indirect	<= 12	2016	280,081	80.86	2015	154,857		2014	0		
	Other Total				1,174,121	112.73		551,928			0		
	Research	Direct	<= 12	2016	1,949,455	22.37	2015	1,593,075	187.53	2014	554,058	104.95	
		Indirect	<= 12	2016	798,847	15.08	2015	694,146	190.59	2014	238,874	102.84	
	Research Total			2,748,302	20.16		2,287,221	188.45		792,932	104.31		
	Training	Direct	<= 12	2016	0		2015	140,833	117.31	2014	64,808		

Emory University Proposal Statistics

Fiscal Year : 2016
Period : 12

Operating Unit	Department	Purpose Type	Direct/Indirect	FTYD Period	CFY	CFYTD (\$)	Variance (%)	PFY	PFYTD (\$)	Variance (%)	2YPFY	2YPFYTD (\$)	3 Year Average (%)	
10000- Emory College	832000- ECAS: Anthropology	Training	Indirect	<= 12	2016	0		2015	0	-100.00	2014	14,468		
		Training Total				0			140,833	77.65		79,276		
		832000- ECAS: Anthropology Total					3,922,423	31.63		2,979,982	241.66		872,208	136.64
	832010- ECAS: Economics	Research	Direct	<= 12	2016	337,426	-39.64	2015	559,067	-12.46	2014	638,660	-26.05	
			Indirect	<= 12	2016	143,696	-50.55	2015	290,565	1.48	2014	286,337	-24.53	
		Research Total				481,122	-43.37		849,632	-8.15		924,997	-25.76	
		Training	Direct	<= 12	2016	0		2015	0		2014	59,100		
			Indirect	<= 12	2016	0		2015	0		2014	0		
		Training Total					0			0			59,100	
	832010- ECAS: Economics Total						481,122	-43.37		849,632	-13.66		984,097	-28.52
	832020- ECAS: Educational Studies	Research	Direct	<= 12	2016	0		2015	0		2014	16,000		
			Indirect	<= 12	2016	0		2015	0		2014	0		
		Research Total					0			0			16,000	
	832020- ECAS: Educational Studies Total						0					16,000		
	832030- ECAS: Environmental Science	Other	Direct	<= 12	2016	0		2015	0		2014	112,750		
			Indirect	<= 12	2016	0		2015	0		2014	0		
		Other Total					0			0			112,750	
		Research	Direct	<= 12	2016	2,224,345	-14.56	2015	2,603,286	50.47	2014	1,730,093	17.96	
			Indirect	<= 12	2016	655,978	10.23	2015	595,088	44.16	2014	412,805	27.19	
		Research Total				2,880,323	-9.94		3,198,374	49.25		2,142,898	19.66	
		Training	Direct	<= 12	2016	275,841	510.40	2015	45,190	14.41	2014	39,500	262.40	
	Indirect		<= 12	2016	25,000		2015	0		2014	0			
	Training Total					300,841	565.72		45,190	14.41		39,500	290.06	
	832030- ECAS: Environmental Science Total						3,181,164	-1.92		3,243,564	41.32		2,295,148	19.70
	832050- ECAS: History	Other	Direct	<= 12	2016	0		2015	71,858	3492.90	2014	2,000		
			Indirect	<= 12	2016	0		2015	28,025		2014	0		
		Other Total					0		99,883	4894.15			2,000	
Research		Direct	<= 12	2016	64,032	2.89	2015	62,233	26.82	2014	49,071	14.86		
		Indirect	<= 12	2016	35,858		2015	0	-100.00	2014	19,640			
Research Total					99,890	60.51		62,233	-9.43		68,711	25.54		
Training		Direct	<= 12	2016	0		2015	80,332	301.66	2014	20,000			
	Indirect	<= 12	2016	0		2015	0		2014	0				
Training Total					0		80,332	301.66			20,000			
832050- ECAS: History Total						99,890	-58.80		242,448	167.28		90,711	54.24	
832060- ECAS: Political Science	Other	Direct	<= 12	2016	117,682	-22.74	2015	152,329		2014	0			
		Indirect	<= 12	2016	16,947	-39.72	2015	28,115		2014	0			
	Other Total				134,629	-25.39		180,444				0		
	Research	Direct	<= 12	2016	172,646	-69.91	2015	573,716	8.61	2014	528,253	-30.65		
		Indirect	<= 12	2016	12,088	-89.06	2015	110,500	70.08	2014	64,970	-9.49		
	Research Total				184,734	-73.00		684,216	15.34		593,223	-28.83		
	Training	Direct	<= 12	2016	39,680		2015	0		2014	0			
Indirect		<= 12	2016	15,475		2015	0		2014	0				
Training Total					55,155			0			0			
832060- ECAS: Political Science Total						374,518	-56.69		864,659	45.76		593,223	-5.46	
832070- ECAS: Psychology	Other	Direct	<= 12	2016	0		2015	0		2014	58,586			
		Indirect	<= 12	2016	0		2015	0		2014	1,422			
	Other Total					0		0				60,008		
	Research	Direct	<= 12	2016	4,099,702	48.45	2015	2,761,761	-7.62	2014	2,989,692	20.41		
		Indirect	<= 12	2016	1,903,199	46.94	2015	1,295,259	-6.55	2014	1,385,971	20.20		
	Research Total				6,002,901	47.96		4,057,020	-7.28		4,375,663	20.34		
	Training	Direct	<= 12	2016	365,055	-6.34	2015	389,774	16.52	2014	334,500	5.09		
Indirect		<= 12	2016	1,880	-82.98	2015	11,048		2014	0				
Training Total					366,935	-8.45		400,822	19.83		334,500	5.69		
832070- ECAS: Psychology Total						6,369,836	42.89		4,457,842	-6.55		4,770,171	18.17	
832080- ECAS: Sociology	Research	Direct	<= 12	2016	1,943,458	225.75	2015	596,607	226.87	2014	182,521	226.31		

Emory University Proposal Statistics

Fiscal Year : 2016
Period : 12

Operating Unit	Department	Purpose Type	Direct/Indirect	FTYD Period	CFY	CFYTD (\$)	Variance (%)	PFY	PFYTD (\$)	Variance (%)	2YPFY	2YPFYTD (\$)	3 Year Average (%)	
10000- Emory College	832080- ECAS: Sociology	Research	Indirect	<= 12	2016	177,208	-45.95	2015	327,851	234.50	2014	98,012	94.28	
		Research Total				2,120,666	129.40		924,458	229.54		280,533	179.47	
		832080- ECAS: Sociology Total				2,120,666	129.40		924,458	229.54		280,533	179.47	
	832090- ECAS: Women's Studies	Research	Direct	<= 12	2016	189,207	4,630.18	2015	4,000			2014	0	
			Indirect	<= 12	2016	93,986		2015	0			2014	0	
		Research Total				283,193	6,979.83		4,000			0	0	
	832090- ECAS: Women's Studies Total				283,193	6,979.83		4,000			0	0		
	833000- ECAS: African American Studies	Other	Direct	<= 12	2016	169,113	10.54	2015	152,982			2014	0	
			Indirect	<= 12	2016	55,887	18.87	2015	47,015			2014	0	
		Other Total				225,000	12.50		199,997			0	0	
	833000- ECAS: African American Studies Total				225,000	12.50		199,997			0	0		
	833010- ECAS: Art History	Other	Direct	<= 12	2016	75,861		2015	0			2014	0	
			Indirect	<= 12	2016	20,300		2015	0			2014	0	
		Other Total				96,161			0			0	0	
		Research	Direct	<= 12	2016	0		2015	152,465	1.18	2014	150,689		
			Indirect	<= 12	2016	0		2015	22,159	4.94	2014	21,115		
		Research Total				0			174,624	1.64		171,804		
	Training	Direct	<= 12	2016	70,000		2015	0			2014	0		
		Indirect	<= 12	2016	0		2015	0			2014	0		
	Training Total				70,000			0			0	0		
	833010- ECAS: Art History Total					166,161	-4.85		174,624	1.64		171,804	-1.60	
	833020- ECAS: Classics	Other	Direct	<= 12	2016	122,012	-17.75	2015	148,348			2014	0	
			Indirect	<= 12	2016	36,603	124.34	2015	16,316			2014	0	
		Other Total				158,615	-3.67		164,664			0	0	
		Research	Direct	<= 12	2016	0		2015	6,000			2014	0	
			Indirect	<= 12	2016	0		2015	0			2014	0	
		Research Total				0			6,000			0	0	
Training	Direct	<= 12	2016	0		2015	35,000			2014	0			
	Indirect	<= 12	2016	0		2015	0			2014	0			
Training Total				0			35,000			0	0			
833020- ECAS: Classics Total					158,615	-22.88		205,664			0	0		
833030- ECAS: Comparative Literature	Training	Direct	<= 12	2016	0		2015	0			2014	45,000		
		Indirect	<= 12	2016	0		2015	0			2014	0		
	Training Total				0			0			45,000	0		
833030- ECAS: Comparative Literature Total					0		0			45,000	0			
833040- ECAS: English	Other	Direct	<= 12	2016	0		2015	203,229			2014	0		
		Indirect	<= 12	2016	0		2015	104,848			2014	0		
	Other Total				0			308,077			0	0		
	Research	Direct	<= 12	2016	0		2015	45,000	-54.45	2014	98,790			
Indirect		<= 12	2016	0		2015	0	-100.00	2014	55,322				
Research Total				0			45,000	-70.80		154,112				
833040- ECAS: English Total					0		353,077	129.10		154,112				
833050- Film & Media Studies	Other	Direct	<= 12	2016	15,969	-22.23	2015	20,534			2014	0		
		Indirect	<= 12	2016	6,228	-5.13	2015	6,565			2014	0		
	Other Total				22,197	-18.09		27,099			0	0		
	Training	Direct	<= 12	2016	0		2015	21,381			2014	0		
Indirect		<= 12	2016	0		2015	11,760			2014	0			
Training Total				0			33,141			0	0			
833050- Film & Media Studies Total					22,197	-63.15		60,240			0	0		
833070- ECAS: German Studies	Other	Direct	<= 12	2016	0		2015	54,764			2014	0		
		Indirect	<= 12	2016	0		2015	21,358			2014	0		
	Other Total				0			76,122			0	0		
833070- ECAS: German Studies Total					0		76,122			0	0			
833080- ECAS: Institute Liberal Arts	Research	Direct	<= 12	2016	116,403		2015	0			2014	2,000		
		Indirect	<= 12	2016	51,207		2015	0			2014	0		

Emory University Proposal Statistics

Fiscal Year : 2016
Period : 12

Operating Unit	Department	Purpose Type	Direct/Indirect	FTYD Period	CFY	CFYTD (\$)	Variance (%)	PFY	PFYTD (\$)	Variance (%)	2YPFY	2YPFYTD (\$)	3 Year Average (%)
10000- Emory College	833080- ECAS: Institute Liberal Arts	Research Total				167,610			0			2,000	
	833080- ECAS: Institute Liberal Arts Total					167,610			0			2,000	
	833090- ECAS: MESAS	Other	Direct	<= 12	2016	13,200		2015	0		2014	564,764	
			Indirect	<= 12	2016	0		2015	0		2014	19,581	
		Other Total				13,200			0			584,345	
		Research	Direct	<= 12	2016	0		2015	64,941	-48.47	2014	126,034	
			Indirect	<= 12	2016	0		2015	16,885	-48.47	2014	32,769	
		Research Total				0			81,826	-48.47		158,803	
		Training	Direct	<= 12	2016	25,000	-79.52	2015	122,078	0.88	2014	121,009	-39.32
			Indirect	<= 12	2016	0	-100.00	2015	30,018	2.00	2014	29,430	-49.00
		Training Total				25,000	-83.56		152,096	1.10		150,439	-41.23
		833090- ECAS: MESAS Total				38,200	-83.67		233,922	-73.82		893,587	-78.75
	833100- ECAS: Music	Training	Direct	<= 12	2016	60,000		2015	0		2014	0	
			Indirect	<= 12	2016	0		2015	0		2014	0	
		Training Total				60,000			0			0	
		833100- ECAS: Music Total				60,000			0			0	
	833110- ECAS: Philosophy	Research	Direct	<= 12	2016	79,159	-20.89	2015	100,065	26.08	2014	79,365	2.59
			Indirect	<= 12	2016	20,581	-59.61	2015	50,954	146.93	2014	20,635	43.66
		Research Total				99,740	-33.96		151,019	51.02		100,000	8.53
		Training	Direct	<= 12	2016	80,000		2015	0		2014	0	
			Indirect	<= 12	2016	0		2015	0		2014	0	
		Training Total				80,000			0			0	
		833110- ECAS: Philosophy Total				179,740	19.02		151,019	51.02		100,000	35.02
	833120- ECAS: Religion	Other	Direct	<= 12	2016	75,000		2015	0		2014	0	
			Indirect	<= 12	2016	0		2015	0		2014	0	
		Other Total				75,000			0			0	
		Research	Direct	<= 12	2016	5,800		2015	0		2014	0	
			Indirect	<= 12	2016	0		2015	0		2014	0	
		Research Total				5,800			0			0	
		Training	Direct	<= 12	2016	0		2015	135,697	273.17	2014	36,364	
		Indirect	<= 12	2016	0		2015	0	-100.00	2014	3,636		
	Training Total				0			135,697	239.25		40,000		
	833120- ECAS: Religion Total				80,800	-40.46		135,697	239.25		40,000	99.39	
834010- ECAS: Ctr Science Education	Training	Direct	<= 12	2016	0		2015	993,383	-52.74	2014	2,101,869		
		Indirect	<= 12	2016	0		2015	43,951	-60.24	2014	110,550		
	Training Total				0			1,037,334	-53.11		2,212,419		
	834010- ECAS: Ctr Science Education Total				0			1,037,334	-53.11		2,212,419		
834020- ECAS: Neurosci & Behav Biology	Other	Direct	<= 12	2016	65,606		2015	0		2014	0		
		Indirect	<= 12	2016	9,778		2015	0		2014	0		
	Other Total				75,384			0			0		
	Training	Direct	<= 12	2016	0		2015	5,000		2014	0		
		Indirect	<= 12	2016	0		2015	0		2014	0		
	Training Total				0			5,000			0		
	834020- ECAS: Neurosci & Behav Biology Total				75,384	1,407.68		5,000			0		
835080- ECAS: Democracy & Citizenship	Other	Direct	<= 12	2016	0		2015	0		2014	2,000		
		Indirect	<= 12	2016	0		2015	0		2014	0		
	Other Total				0			0			2,000		
	Training	Direct	<= 12	2016	41,000		2015	0		2014	73,250		
		Indirect	<= 12	2016	0		2015	0		2014	7,325		
	Training Total				41,000			0			80,575		
	835080- ECAS: Democracy & Citizenship Total				41,000			0			82,575		
836150- ECAS: J W Johnson Institute	Other	Direct	<= 12	2016	250,000		2015	0		2014	0		
		Indirect	<= 12	2016	0		2015	0		2014	0		
	Other Total				250,000			0			0		
	836150- ECAS: J W Johnson Institute Total				250,000			0			0		

Emory University Proposal Statistics

Fiscal Year : 2016
Period : 12

Operating Unit	Department	Purpose Type	Direct/Indirect	FTYD Period	CFY	CFYTD (\$)	Variance (%)	PFY	PFYTD (\$)	Variance (%)	2YPFY	2YPFYTD (\$)	3 Year Average (%)
10000- Emory College	837010- ECAS: Ctr Humanistic Inquiry	Other	Direct	<= 12	2016	216,794		2015	0		2014	0	
			Indirect	<= 12	2016	0		2015	0		2014	0	
		Other Total				216,794			0			0	
		837010- ECAS: Ctr Humanistic Inquiry Total				216,794			0			0	
	837060- ECAS: Emory Tibet Partnership	Other	Direct	<= 12	2016	0		2015	0		2014	428,689	
			Indirect	<= 12	2016	0		2015	0		2014	64,303	
		Other Total				0			0			492,992	
		837060- ECAS: Emory Tibet Partnership Total				0			0			492,992	
	837070- ECAS: Ctr Study Human Health	Other	Direct	<= 12	2016	0		2015	0		2014	177,200	
			Indirect	<= 12	2016	0		2015	0		2014	39,645	
		Other Total				0			0			216,845	
		Research	Direct	<= 12	2016	671,600	-17.62	2015	815,279	155.35	2014	319,278	68.86
			Indirect	<= 12	2016	236,530	-35.21	2015	365,081	410.52	2014	71,511	187.66
		Research Total				908,130	-23.06		1,180,360	202.05			390,789
	837070- ECAS: Ctr Study Human Health Total				908,130	-23.06		1,180,360	94.26		607,634	35.60	
	10000- Emory College Total				54,072,668	19.85		45,116,388	4.83		43,039,121	12.34	
11000- Graduate School of Arts & Scie	861000- GRS: Dean's Office	Other	Direct	<= 12	2016	254,259	-8.77	2015	278,691	-0.35	2014	279,661	-4.56
			Indirect	<= 12	2016	116,481	23.09	2015	94,633	-0.57	2014	95,176	11.26
		Other Total				370,740	-0.69		373,324	-0.40		374,837	-0.55
	Research	Direct	<= 12	2016	17,986	-89.22	2015	166,786	167.95	2014	62,245	39.37	
		Indirect	<= 12	2016	7,014		2015	0	-100.00	2014	2,037		
	Research Total				25,000	-85.01		166,786	159.46		64,282	37.22	
	Training	Direct	<= 12	2016	99,480		2015	0		2014	43,000		
		Indirect	<= 12	2016	0		2015	0		2014	0		
	Training Total				99,480			0			43,000		
		861000- GRS: Dean's Office Total				495,220	-8.31		540,110	12.03		482,119	1.86
	861300- GRS: Student Development	Other	Direct	<= 12	2016	0		2015	4,000		2014	0	
			Indirect	<= 12	2016	0		2015	0		2014	0	
		Other Total				0			4,000			0	
		Research	Direct	<= 12	2016	0		2015	3,875	-97.80	2014	176,000	
Indirect			<= 12	2016	0		2015	0	-100.00	2014	98,560		
Research Total					0			3,875	-98.59		274,560		
Training	Direct	<= 12	2016	1,054,531		2015	0		2014	0			
	Indirect	<= 12	2016	50,788		2015	0		2014	0			
Training Total				1,105,319			0			0			
	861300- GRS: Student Development Total				1,105,319	13,935.80		7,875	-97.13		274,560	6919.33	
861600- GRS: Special Funding	Training	Direct	<= 12	2016	0		2015	0		2014	522,667		
		Indirect	<= 12	2016	0		2015	0		2014	0		
	Training Total				0			0			522,667		
	861600- GRS: Special Funding Total				0			0			522,667		
862100- GRS: GDBBS	Training	Direct	<= 12	2016	0		2015	908,940	2840.41	2014	30,912		
		Indirect	<= 12	2016	0		2015	72,715		2014	0		
	Training Total				0			981,655	3075.64		30,912		
	862100- GRS: GDBBS Total				0			981,655	3075.64		30,912		
862120- GRS: GDBBS GMB	Training	Direct	<= 12	2016	0		2015	0		2014	59,647		
		Indirect	<= 12	2016	0		2015	0		2014	0		
	Training Total				0			0			59,647		
	862120- GRS: GDBBS GMB Total				0			0			59,647		
862140- GRS: GDBBS NS	Training	Direct	<= 12	2016	0		2015	0		2014	119,200		
		Indirect	<= 12	2016	0		2015	0		2014	0		
	Training Total				0			0			119,200		
	862140- GRS: GDBBS NS Total				0			0			119,200		
862190- GRS: GDBBS_Cancer_Biology	Training	Direct	<= 12	2016	0		2015	0		2014	69,009		
		Indirect	<= 12	2016	0		2015	0		2014	0		
	Training Total				0			0			69,009		

Emory University Proposal Statistics

Fiscal Year : 2016
Period : 12

Operating Unit	Department	Purpose Type	Direct/Indirect	FTYD Period	CFY	CFYTD (\$)	Variance (%)	PFY	PFYTD (\$)	Variance (%)	2YPFY	2YPFYTD (\$)	3 Year Average (%)
11000- Graduate School of Arts & Scie	862190- GRS: _GDBBS_ Cancer_ Biology Total					0			0			69,009	
	862200- GRS: Nursing	Research	Direct	<= 12	2016	0		2015	0		2014	1,000	
			Indirect	<= 12	2016	0		2015	0		2014	0	
		Research Total				0			0			1,000	
		Training	Direct	<= 12	2016	0		2015	0		2014	172,087	
			Indirect	<= 12	2016	0		2015	0		2014	0	
		Training Total				0			0			172,087	
	862200- GRS: Nursing Total					0			0			173,087	
	863500- GRS: Art History	Training	Direct	<= 12	2016	0		2015	25,000		2014	0	
			Indirect	<= 12	2016	0		2015	0		2014	0	
		Training Total				0			25,000			0	
	863500- GRS: Art History Total					0			25,000			0	
	863730- GRS: Women's Studies	Research	Direct	<= 12	2016	1,000		2015	0		2014	0	
			Indirect	<= 12	2016	0		2015	0		2014	0	
		Research Total				1,000			0			0	
	863730- GRS: Women's Studies Total					1,000			0			0	
	864000- GRS: Business	Training	Direct	<= 12	2016	0		2015	0		2014	30,000	
			Indirect	<= 12	2016	0		2015	0		2014	0	
		Training Total				0			0			30,000	
	864000- GRS: Business Total					0			0			30,000	
	865000- GRS: Religion	Training	Direct	<= 12	2016	0		2015	10,000		2014	0	
			Indirect	<= 12	2016	0		2015	0		2014	0	
		Training Total				0			10,000			0	
	865000- GRS: Religion Total					0			10,000			0	
	866100- GRS: Development Practice M	Research	Direct	<= 12	2016	0		2015	0		2014	34,466	
			Indirect	<= 12	2016	0		2015	0		2014	0	
		Research Total				0			0			34,466	
	866100- GRS: Development Practice M Total					0			0			34,466	
868400- GRS:Institute Develop Nations	Other	Direct	<= 12	2016	0		2015	0		2014	2,000		
		Indirect	<= 12	2016	0		2015	0		2014	0		
	Other Total				0			0			2,000		
868400- GRS:Institute Develop Nations Total					0			0			2,000		
11000- Graduate School of Arts & Scie Total						1,601,539	2.36		1,564,640	-12.96		1,797,667	-5.30
12000- Law School	881420- School of Law	Other	Direct	<= 12	2016	442,222	18.36	2015	373,618	-33.72	2014	563,707	-7.68
			Indirect	<= 12	2016	9,222	92.85	2015	4,782	-41.88	2014	8,228	25.48
		Other Total				451,444	19.30		378,400	-33.84		571,935	-7.27
		Research	Direct	<= 12	2016	140,000		2015	0		2014	160,000	
			Indirect	<= 12	2016	0		2015	0		2014	0	
		Research Total				140,000			0			160,000	
	Training	Direct	<= 12	2016	100,000		2015	0		2014	0		
		Indirect	<= 12	2016	0		2015	0		2014	0		
	Training Total				100,000			0			0		
	881420- School of Law Total					691,444	82.73		378,400	-48.30		731,935	17.21
12000- Law School Total					691,444	82.73		378,400	-48.30		731,935	17.21	
14000- Candler School of Theology	885070- THEO: Graduate Div of Religion	Other	Direct	<= 12	2016	0		2015	0		2014	4,000	
			Indirect	<= 12	2016	0		2015	0		2014	0	
		Other Total				0			0			4,000	
	885070- THEO: Graduate Div of Religion Total					0			0			4,000	
	885520- Candler School Of Theology	Other	Direct	<= 12	2016	95,544		2015	0		2014	872,808	
			Indirect	<= 12	2016	9,554		2015	0		2014	87,281	
Other Total					105,098			0			960,089		
Research	Direct	<= 12	2016	667,709		2015	0		2014	45,000			
	Indirect	<= 12	2016	66,771		2015	0		2014	0			

Emory University Proposal Statistics

Fiscal Year : 2016
Period : 12

Operating Unit	Department	Purpose Type	Direct/Indirect	FTYD Period	CFY	CFYTD (\$)	Variance (%)	PFY	PFYTD (\$)	Variance (%)	2YPFY	2YPFYTD (\$)	3 Year Average (%)
14000- Candler School of Theology	885520- Candler School Of Theology	Research Total				734,480			0			45,000	
	885520- Candler School Of Theology Total					839,578			0			1,005,089	
14000- Candler School of Theology Total						839,578			0			1,009,089	
16000- Goizueta Business School	872090- GBS: Faculty Support / Resrch	Other	Direct	<= 12	2016	329,000	-42.77	2015	574,849	334.80	2014	132,210	146.02
			Indirect	<= 12	2016	0		2015	0	-100.00	2014	74,038	
		Other Total				329,000	-42.77		574,849	178.72		206,248	67.97
		Research	Direct	<= 12	2016	156,201	662.96	2015	20,473	-94.78	2014	391,935	284.09
			Indirect	<= 12	2016	35,113		2015	0	-100.00	2014	91,712	
		Research Total					191,314	834.47		20,473	-95.77		483,647
872090- GBS: Faculty Support / Resrch Total					520,314	-12.60		595,322	-13.71		689,895	-13.15	
16000- Goizueta Business School Total					520,314	-12.60		595,322	-13.71		689,895	-13.15	
18000- Oxford College	851999- Oxford College	Research	Direct	<= 12	2016	19,993		2015	0		2014	75,900	
			Indirect	<= 12	2016	0		2015	0		2014	19,734	
		Research Total				19,993			0			95,634	
		Training	Direct	<= 12	2016	0		2015	0		2014	12,000	
			Indirect	<= 12	2016	0		2015	0		2014	0	
		Training Total				0			0			12,000	
851999- Oxford College Total					19,993			0			107,634		
18000- Oxford College Total					19,993			0			107,634		
20000- School of Medicine	720615- SOM: GME: Grad Medicine Educ	Research	Direct	<= 12	2016	0		2015	0		2014	50,000	
			Indirect	<= 12	2016	0		2015	0		2014	0	
		Research Total				0			0			50,000	
		Training	Direct	<= 12	2016	0		2015	0		2014	50,000	
			Indirect	<= 12	2016	0		2015	0		2014	0	
		Training Total				0			0			50,000	
	720615- SOM: GME: Grad Medicine Educ Total				0			0			100,000		
	720810- SOM: Div of Animal Resources	Other	Direct	<= 12	2016	0		2015	500,000		2014	0	
			Indirect	<= 12	2016	0		2015	0		2014	0	
		Other Total				0			500,000			0	
Research		Direct	<= 12	2016	7,500		2015	0		2014	0		
		Indirect	<= 12	2016	0		2015	0		2014	0		
Research Total					7,500			0			0		
Training	Direct	<= 12	2016	5,000	0.00	2015	5,000	0.00	2014	5,000	0.00		
	Indirect	<= 12	2016	0		2015	0		2014	0			
Training Total				5,000	0.00		5,000	0.00		5,000	0.00		
720810- SOM: Div of Animal Resources Total					12,500	-97.52		505,000	10000.00		5,000	4951.24	
720820- SOM: ACTSI	Other	Direct	<= 12	2016	4,426,667	-0.68	2015	4,456,919	-0.03	2014	4,458,053	-0.35	
		Indirect	<= 12	2016	720,932	2.42	2015	703,877	-0.96	2014	710,693	0.73	
	Other Total				5,147,599	-0.26		5,160,796	-0.15		5,168,746	-0.20	
	Research	Direct	<= 12	2016	687,381	2.46	2015	670,845	0.01	2014	670,786	1.24	
		Indirect	<= 12	2016	43,122	3.17	2015	41,799	2.04	2014	40,964	2.60	
	Research Total				730,503	2.51		712,644	0.13		711,750	1.32	
	Training	Direct	<= 12	2016	240,597	1.08	2015	238,034	1.06	2014	235,539	1.07	
		Indirect	<= 12	2016	9,144	1.62	2015	8,998	1.60	2014	8,856	1.61	
	Training Total				249,741	1.10		247,032	1.08		244,395	1.09	
	720820- SOM: ACTSI Total					6,127,843	0.12		6,120,472	-0.07		6,124,891	0.02
721005- SOM: OMESA: MD/PhD Admin	Research	Direct	<= 12	2016	0		2015	0		2014	31,750		
		Indirect	<= 12	2016	0		2015	0		2014	7,280		
Research Total				0			0			39,030			
721005- SOM: OMESA: MD/PhD Admin Total					0		0			39,030			
722010- SOM: Transplant Center	Research	Direct	<= 12	2016	0		2015	40,000		2014	0		
		Indirect	<= 12	2016	0		2015	22,400		2014	0		

Emory University Proposal Statistics

Fiscal Year : 2016
Period : 12

Operating Unit	Department	Purpose Type	Direct/Indirect	FTYD Period	CFY	CFYTD (\$)	Variance (%)	PFY	PFYTD (\$)	Variance (%)	2YPFY	2YPFYTD (\$)	3 Year Average (%)
20000- School of Medicine	722010- SOM: Transplant Center	Research Total				0			62,400			0	
	722010- SOM: Transplant Center Total					0			62,400			0	
	723000- SOM: Biochem: Admin	Other	Direct	<= 12	2016	316,766	323.49	2015	74,799		2014	0	
			Indirect	<= 12	2016	29,648		2015	0		2014	0	
		Other Total				346,414	363.13		74,799			0	
		Research	Direct	<= 12	2016	9,130,987	-16.23	2015	10,900,201	10.84	2014	9,834,563	-2.70
			Indirect	<= 12	2016	4,247,600	-16.39	2015	5,080,501	8.13	2014	4,698,539	-4.13
		Research Total				13,378,587	-16.28		15,980,702	9.96		14,533,102	-3.16
		Training	Direct	<= 12	2016	812,825	-56.62	2015	1,873,618	90.60	2014	983,026	16.99
			Indirect	<= 12	2016	0	-100.00	2015	57,437		2014	0	
		Training Total				812,825	-57.91		1,931,055	96.44		983,026	19.27
		723000- SOM: Biochem: Admin Total				14,537,826	-19.17		17,986,556	15.92		15,516,128	-1.63
	724000- SOM: BME: Admin	Other	Direct	<= 12	2016	100,000		2015	0		2014	164,274	
			Indirect	<= 12	2016	0		2015	0		2014	9,942	
		Other Total				100,000			0			174,216	
		Research	Direct	<= 12	2016	8,555,856	4.21	2015	8,209,837	52.29	2014	5,390,820	28.25
			Indirect	<= 12	2016	2,978,638	-2.71	2015	3,061,672	43.64	2014	2,131,557	20.46
		Research Total				11,534,494	2.33		11,271,509	49.84		7,522,377	26.09
		Training	Direct	<= 12	2016	618,333	-32.89	2015	921,336	71.16	2014	538,297	19.14
			Indirect	<= 12	2016	16,230	-51.60	2015	33,535	0.83	2014	33,260	-25.39
		Training Total				634,563	-33.54		954,871	67.06		571,557	16.76
		724000- SOM: BME: Admin Total				12,269,057	0.35		12,226,380	47.87		8,268,150	24.11
	724200- SOM: BMI: Admin	Other	Direct	<= 12	2016	77,288	93.36	2015	39,972	-56.70	2014	92,306	18.33
			Indirect	<= 12	2016	30,143	93.36	2015	15,589	-56.70	2014	35,999	18.33
		Other Total				107,431	93.36		55,561	-56.70		128,305	18.33
		Research	Direct	<= 12	2016	2,390,292	-11.83	2015	2,710,996	18.28	2014	2,291,919	3.23
			Indirect	<= 12	2016	981,742	-5.90	2015	1,043,337	7.96	2014	966,441	1.03
		Research Total				3,372,034	-10.18		3,754,333	15.22		3,258,360	2.52
		Training	Direct	<= 12	2016	11,500		2015	0		2014	0	
			Indirect	<= 12	2016	920		2015	0		2014	0	
		Training Total				12,420			0			0	
		724200- SOM: BMI: Admin Total				3,491,885	-8.35		3,809,894	12.50		3,386,665	2.07
	724500- SOM: Cell Biology: Admin	Other	Direct	<= 12	2016	4,348		2015	0		2014	460,818	
		Indirect	<= 12	2016	0		2015	0		2014	0		
	Other Total				4,348			0			460,818		
	Research	Direct	<= 12	2016	9,945,310	14.27	2015	8,703,329	-18.11	2014	10,627,553	-1.92	
		Indirect	<= 12	2016	4,303,746	15.50	2015	3,726,338	-26.00	2014	5,035,659	-5.25	
	Research Total				14,249,056	14.64		12,429,667	-20.64		15,663,212	-3.00	
	Training	Direct	<= 12	2016	734,684	28.84	2015	570,235	-17.49	2014	691,092	5.68	
		Indirect	<= 12	2016	0		2015	0		2014	0		
	Training Total				734,684	28.84		570,235	-17.49		691,092	5.68	
	724500- SOM: Cell Biology: Admin Total				14,988,088	15.29		12,999,902	-22.69		16,815,121	-3.70	
725000- SOM: Hum Gen: Admin	Other	Direct	<= 12	2016	1,344,812	-48.25	2015	2,598,722	21.77	2014	2,134,145	-13.24	
		Indirect	<= 12	2016	425,285	-31.10	2015	617,214	29.35	2014	477,148	-0.87	
	Other Total				1,770,097	-44.96		3,215,936	23.15		2,611,293	-10.90	
	Research	Direct	<= 12	2016	14,431,639	-22.40	2015	18,597,453	5.98	2014	17,548,340	-8.21	
		Indirect	<= 12	2016	6,506,990	-9.46	2015	7,186,904	8.97	2014	6,595,253	-0.24	
	Research Total				20,938,629	-18.79		25,784,357	6.80		24,143,593	-6.00	
	Training	Direct	<= 12	2016	862,384	49.23	2015	577,899	-8.77	2014	633,475	20.23	
		Indirect	<= 12	2016	53,073		2015	0		2014	0		
	Training Total				915,457	58.41		577,899	-8.77		633,475	24.82	
	725000- SOM: Hum Gen: Admin Total				23,624,183	-20.13		29,578,192	8.00		27,388,361	-6.07	
725005- SOM: Hum Gen: Medical Genetics	Other	Direct	<= 12	2016	3,445,448	130.80	2015	1,492,857	251.22	2014	425,051	191.01	
		Indirect	<= 12	2016	741,388	106.25	2015	359,460	200.17	2014	119,752	153.21	
	Other Total				4,186,836	126.03		1,852,317	240.00		544,803	183.01	

Emory University Proposal Statistics

Fiscal Year : 2016
Period : 12

Operating Unit	Department	Purpose Type	Direct/Indirect	FTYD Period	CFY	CFYTD (\$)	Variance (%)	PFY	PFYTD (\$)	Variance (%)	2YPFY	2YPFYTD (\$)	3 Year Average (%)	
20000- School of Medicine	725005- SOM: Hum Gen: Medical Genetics	Research	Direct	<= 12	2016	2,008,358	420.03	2015	386,198	-76.59	2014	1,649,448	171.72	
			Indirect	<= 12	2016	951,652	667.77	2015	123,950	-77.59	2014	553,057	295.09	
		Research Total				2,960,010	480.23		510,148	-76.84		2,202,505	201.69	
		Training	Direct	<= 12	2016	268,890	-2.22	2015	275,000	142.97	2014	113,182	70.38	
			Indirect	<= 12	2016	33,648	236.48	2015	10,000	46.67	2014	6,818	141.58	
		Training Total				302,538	6.15		285,000	137.50		120,000	71.83	
		725005- SOM: Hum Gen: Medical Genetics Total					7,449,384	181.38		2,647,466	-7.67		2,867,307	86.86
	725500- SOM: Micro/Immun: Admin	Other	Direct	<= 12	2016	0			2015	97,034	1.48	2014	95,617	
			Indirect	<= 12	2016	0			2015	7,763	1.49	2014	7,649	
		Other Total				0			104,797	1.48		103,266		
		Research	Direct	<= 12	2016	19,133,371	1.10	2015	18,924,720	-26.63	2014	25,794,992	-12.77	
			Indirect	<= 12	2016	8,055,198	13.41	2015	7,102,519	-17.74	2014	8,634,079	-2.16	
		Research Total				27,188,569	4.46		26,027,239	-24.40		34,429,071	-9.97	
		Training	Direct	<= 12	2016	2,063,569	12.80	2015	1,829,434	15.44	2014	1,584,809	14.12	
	Indirect		<= 12	2016	49,171	-2.39	2015	50,376	-23.38	2014	65,748	-12.89		
	Training Total				2,112,740	12.39		1,879,810	13.89		1,650,557	13.14		
	725500- SOM: Micro/Immun: Admin Total					29,301,309	4.60		28,011,846	-22.58		36,182,894	-8.99	
	726000- SOM: Pharmacology: Admin	Research	Direct	<= 12	2016	15,099,987	8.97	2015	13,857,176	-9.21	2014	15,262,754	-0.12	
			Indirect	<= 12	2016	7,522,807	16.25	2015	6,471,491	-10.52	2014	7,232,568	2.86	
		Research Total				22,622,794	11.29		20,328,667	-9.63		22,495,322	0.83	
		Training	Direct	<= 12	2016	944,564	104.35	2015	462,226	-73.48	2014	1,743,231	15.43	
			Indirect	<= 12	2016	26,542	104.99	2015	12,948	-69.78	2014	42,843	17.61	
	Training Total				971,106	104.37		475,174	-73.40		1,786,074	15.49		
	726000- SOM: Pharmacology: Admin Total					23,593,900	13.41		20,803,841	-14.32		24,281,396	-0.46	
	726500- SOM: Physiology: Admin	Other	Direct	<= 12	2016	10,000			2015	0		2014	35,155	
			Indirect	<= 12	2016	0			2015	0		2014	0	
		Other Total				10,000			0			35,155		
Research		Direct	<= 12	2016	10,702,799	1.58	2015	10,536,396	3.67	2014	10,163,198	2.63		
		Indirect	<= 12	2016	4,555,084	15.48	2015	3,944,603	-8.29	2014	4,301,068	3.59		
Research Total					15,257,883	5.36		14,480,999	0.12		14,464,266	2.74		
Training		Direct	<= 12	2016	173,944	-59.99	2015	434,728	-75.61	2014	1,782,120	-67.80		
	Indirect	<= 12	2016	0		2015	0	-100.00	2014	113,185				
Training Total				173,944	-59.99		434,728	-77.06		1,895,305	-68.53			
726500- SOM: Physiology: Admin Total					15,441,827	3.53		14,915,727	-9.02		16,394,726	-2.75		
730000- SOM: Anesthesiology: Admin	Other	Direct	<= 12	2016	169,543	-5.69	2015	179,768	-75.59	2014	736,549	-40.64		
		Indirect	<= 12	2016	35,758	-12.05	2015	40,656	-85.10	2014	272,853	-48.57		
	Other Total				205,301	-6.86		220,424	-78.16		1,009,402	-42.51		
	Research	Direct	<= 12	2016	1,835,180	21.34	2015	1,512,404	-14.30	2014	1,764,857	3.52		
		Indirect	<= 12	2016	771,255	26.60	2015	609,193	55.96	2014	390,614	41.28		
	Research Total				2,606,435	22.85		2,121,597	-1.57		2,155,471	10.64		
	Training	Direct	<= 12	2016	72,072	-40.66	2015	121,456	27.24	2014	95,456	-6.71		
Indirect		<= 12	2016	0		2015	0		2014	0				
Training Total				72,072	-40.66		121,456	27.24		95,456	-6.71			
730000- SOM: Anesthesiology: Admin Total					2,883,809	17.06		2,463,477	-24.44		3,260,328	-3.69		
730500- SOM: Dermatology: Admin	Other	Direct	<= 12	2016	35,807	-90.42	2015	373,906	340.53	2014	84,877	125.05		
		Indirect	<= 12	2016	10,743	-91.42	2015	125,188	391.65	2014	25,463	150.11		
	Other Total				46,550	-90.67		499,094	352.32		110,340	130.83		
	Research	Direct	<= 12	2016	2,471,159	300.94	2015	616,342	-60.12	2014	1,545,320	120.41		
		Indirect	<= 12	2016	1,252,474	347.89	2015	279,640	-55.48	2014	628,179	146.20		
	Research Total				3,723,633	315.59		895,982	-58.78		2,173,499	128.41		
	Training	Direct	<= 12	2016	4,560		2015	0		2014	5,000			
Indirect		<= 12	2016	0		2015	0		2014	0				
Training Total				4,560			0			5,000				
730500- SOM: Dermatology: Admin Total					3,774,743	170.58		1,395,076	-39.05		2,288,839	65.76		

Emory University Proposal Statistics

Fiscal Year : 2016
Period : 12

Operating Unit	Department	Purpose Type	Direct/Indirect	FTYD Period	CFY	CFYTD (\$)	Variance (%)	PFY	PFYTD (\$)	Variance (%)	2YPFY	2YPFYTD (\$)	3 Year Average (%)	
20000- School of Medicine	731000- SOM: Emerg Med: Admin	Other	Direct	<= 12	2016	351,501	-83.89	2015	2,182,264	38.12	2014	1,579,994	-22.89	
			Indirect	<= 12	2016	92,644	-67.84	2015	288,071	-20.63	2014	362,928	-44.23	
		Other Total				444,145	-82.02		2,470,335	27.15		1,942,922	-27.44	
		Research	Direct	<= 12	2016	3,140,731	84.50	2015	1,702,260	-28.89	2014	2,393,924	27.81	
			Indirect	<= 12	2016	1,096,344	86.47	2015	587,958	-43.17	2014	1,034,671	21.65	
		Research Total				4,237,075	85.01		2,290,218	-33.20		3,428,595	25.90	
		Training	Direct	<= 12	2016	548,600	1,109.33	2015	45,364	-6.16	2014	48,340	551.59	
			Indirect	<= 12	2016	40,000		2015	0		2014	0		
		Training Total				588,600	1,197.50		45,364	-6.16		48,340	595.67	
		731000- SOM: Emerg Med: Admin Total					5,269,820	9.65		4,805,917	-11.33		5,419,857	-0.84
	731500- SOM: FPM: Admin	Other	Direct	<= 12	2016	17,272			2015	0		2014	0	
			Indirect	<= 12	2016	1,728			2015	0		2014	0	
		Other Total				19,000			0			0		
	731500- SOM: FPM: Admin Total					19,000			0			0		
	731505- SOM: FPM: PA Program	Training	Direct	<= 12	2016	350,000	8,613.79	2015	4,017			2014	0	
			Indirect	<= 12	2016	0		2015	0		2014	0		
		Training Total				350,000	8,613.79		4,017			0		
	731505- SOM: FPM: PA Program Total					350,000	8,613.79		4,017			0		
	731510- SOM: FPM: AIDS Training	Other	Direct	<= 12	2016	0		2015	366,408	-83.92	2014	2,278,069		
			Indirect	<= 12	2016	0		2015	21,551	-79.54	2014	105,327		
		Other Total				0		387,959	-83.72		2,383,396			
		Training	Direct	<= 12	2016	0		2015	4,657,654		2014	0		
			Indirect	<= 12	2016	0		2015	122,347		2014	0		
	Training Total				0		4,780,001			0				
	731510- SOM: FPM: AIDS Training Total					0		5,167,960	116.83		2,383,396			
	731525- SOM: FPM: Family Medicine	Research	Direct	<= 12	2016	0		2015	63,817		2014	0		
			Indirect	<= 12	2016	0		2015	0		2014	0		
Research Total					0		63,817			0				
731525- SOM: FPM: Family Medicine Total					0		63,817			0				
732010- SOM: GYN OB: Family Planning	Other	Direct	<= 12	2016	173,883	-54.64	2015	383,322	1509.78	2014	23,812	727.57		
		Indirect	<= 12	2016	20,018	-58.38	2015	48,094	676.84	2014	6,191	309.23		
	Other Total				193,901	-55.05		431,416	1337.91		30,003	641.43		
	Research	Direct	<= 12	2016	548,855	227.91	2015	167,377	-1.57	2014	170,049	113.17		
		Indirect	<= 12	2016	41,339	339.31	2015	9,410	0.00	2014	9,410	169.65		
	Research Total				590,194	233.84		176,787	-1.49		179,459	116.18		
	Training	Direct	<= 12	2016	310,819	-5.54	2015	329,048	-23.87	2014	432,216	-14.70		
Indirect		<= 12	2016	0		2015	0		2014	0				
Training Total				310,819	-5.54		329,048	-23.87		432,216	-14.70			
732010- SOM: GYN OB: Family Planning Total					1,094,914	16.82		937,251	46.06		641,678	31.44		
732015- SOM: GYN OB: General	Research	Direct	<= 12	2016	0		2015	22,839		2014	0			
		Indirect	<= 12	2016	0		2015	6,441		2014	0			
	Research Total				0		29,280			0				
	Training	Direct	<= 12	2016	0		2015	10,000		2014	0			
		Indirect	<= 12	2016	0		2015	0		2014	0			
Training Total				0		10,000			0					
732015- SOM: GYN OB: General Total					0		39,280			0				
732020- SOM: GYN OB: GYN Oncology	Research	Direct	<= 12	2016	0		2015	69,122	-30.80	2014	99,890			
		Indirect	<= 12	2016	0		2015	19,492	35.02	2014	14,436			
	Research Total				0		88,614	-22.49		114,326				
732020- SOM: GYN OB: GYN Oncology Total					0		88,614	-22.49		114,326				
732025- SOM: GYN OB: FPM & RS	Other	Direct	<= 12	2016	0		2015	75,238		2014	0			
		Indirect	<= 12	2016	0		2015	22,572		2014	0			
	Other Total				0		97,810			0				
	Research	Direct	<= 12	2016	150,000		2015	0		2014	0			

Emory University Proposal Statistics

Fiscal Year : 2016
Period : 12

Operating Unit	Department	Purpose Type	Direct/Indirect	FTYD Period	CFY	CFYTD (\$)	Variance (%)	PFY	PFYTD (\$)	Variance (%)	2YPFY	2YPFYTD (\$)	3 Year Average (%)
20000- School of Medicine	732025- SOM: GYN OB: FPM & RS	Research	Indirect	<= 12	2016	84,000		2015	0		2014	0	
		Research Total				234,000			0			0	
		732025- SOM: GYN OB: FPM & RS Total					234,000	139.24		97,810			0
	732030- SOM: GYN OB: Adoles Repro Hlth	Other	Direct	<= 12	2016	295,713	-59.50	2015	730,133	-9.26	2014	804,656	-34.38
			Indirect	<= 12	2016	54,287	-54.71	2015	119,867	-14.56	2014	140,298	-34.64
		Other Total				350,000	-58.82		850,000	-10.05		944,954	-34.44
		Research	Direct	<= 12	2016	0		2015	0		2014	5,000	
		Indirect	<= 12	2016	0		2015	0		2014	0		
	Research Total				0			0			5,000		
	732030- SOM: GYN OB: Adoles Repro Hlth Total					350,000	-58.82		850,000	-10.52		949,954	-34.67
	732035- SOM: GYN OB: Maternal Fetal	Other	Direct	<= 12	2016	0		2015	0		2014	112,754	
			Indirect	<= 12	2016	0		2015	0		2014	16,913	
		Other Total				0			0			129,667	
		Research	Direct	<= 12	2016	0		2015	0		2014	3,900	
		Indirect	<= 12	2016	0		2015	0		2014	1,100		
	Research Total				0			0			5,000		
	732035- SOM: GYN OB: Maternal Fetal Total					0			0			134,667	
	732050- SOM: GYN OB: Repro Endo Infert	Research	Direct	<= 12	2016	60,218		2015	0		2014	0	
			Indirect	<= 12	2016	0		2015	0		2014	0	
		Research Total				60,218			0			0	
	732050- SOM: GYN OB: Repro Endo Infert Total					60,218			0			0	
	732055- SOM: GYN OB: Research	Other	Direct	<= 12	2016	318,182	960.61	2015	30,000	-78.00	2014	136,364	441.30
			Indirect	<= 12	2016	31,818		2015	0	-100.00	2014	13,636	
		Other Total				350,000	1,066.67		30,000	-80.00		150,000	493.33
		Research	Direct	<= 12	2016	1,006,901	26.44	2015	796,377	86.91	2014	426,075	56.67
		Indirect	<= 12	2016	499,218	33.06	2015	375,182	78.70	2014	209,950	55.88	
	Research Total				1,506,119	28.56		1,171,559	84.20		636,025	56.38	
732055- SOM: GYN OB: Research Total					1,856,119	54.48		1,201,559	52.87		786,025	53.67	
732060- SOM: GYN OB: Specialty	Other	Direct	<= 12	2016	388,122		2015	0		2014	0		
		Indirect	<= 12	2016	116,386		2015	0		2014	0		
	Other Total				504,508			0			0		
732060- SOM: GYN OB: Specialty Total					504,508			0			0		
732500- SOM: HMO: Med Onc	Other	Direct	<= 12	2016	18,287,742	66.03	2015	11,014,920	77.43	2014	6,208,076	71.73	
		Indirect	<= 12	2016	5,521,976	67.75	2015	3,291,826	74.43	2014	1,887,174	71.09	
	Other Total				23,809,718	66.42		14,306,746	76.73		8,095,250	71.58	
	Research	Direct	<= 12	2016	9,489,054	7.16	2015	8,854,975	-6.74	2014	9,495,029	0.21	
	Indirect	<= 12	2016	4,695,182	17.83	2015	3,984,624	-6.32	2014	4,253,377	5.76		
	Research Total				14,184,236	10.47		12,839,599	-6.61		13,748,406	1.93	
	Training	Direct	<= 12	2016	569,823	-56.28	2015	1,303,411	114.47	2014	607,733	29.09	
Indirect	<= 12	2016	21,815	-76.23	2015	91,787	306.86	2014	22,560	115.31			
Training Total				591,638	-57.59		1,395,198	121.36		630,293	31.88		
732500- SOM: HMO: Med Onc Total					38,585,591	35.19		28,541,543	27.00		22,473,950	31.09	
732510- SOM: HMO: Hematology	Other	Direct	<= 12	2016	2,845,189	-53.39	2015	6,104,384	184.77	2014	2,143,621	65.69	
		Indirect	<= 12	2016	818,273	-55.74	2015	1,848,950	182.30	2014	654,948	63.28	
	Other Total				3,663,462	-53.94		7,953,334	184.19		2,798,569	65.13	
	Research	Direct	<= 12	2016	3,835,471	-12.43	2015	4,379,831	52.95	2014	2,863,533	20.26	
	Indirect	<= 12	2016	1,546,120	-19.20	2015	1,913,424	61.65	2014	1,183,661	21.23		
Research Total				5,381,591	-14.49		6,293,255	55.50		4,047,194	20.51		
732510- SOM: HMO: Hematology Total					9,045,053	-36.51		14,246,588	108.11		6,845,763	35.80	
732520- SOM: HMO: BMT	Other	Direct	<= 12	2016	8,312,868	65.47	2015	5,023,740	31.26	2014	3,827,393	48.36	
		Indirect	<= 12	2016	2,473,746	65.46	2015	1,495,072	77.51	2014	842,258	71.48	
	Other Total				10,786,614	65.47		6,518,812	39.60		4,669,651	52.53	
Research	Direct	<= 12	2016	2,675,020	-30.75	2015	3,862,722	-16.15	2014	4,606,794	-23.45		

Emory University Proposal Statistics

Fiscal Year : 2016
Period : 12

Operating Unit	Department	Purpose Type	Direct/Indirect	FTYD Period	CFY	CFYTD (\$)	Variance (%)	PFY	PFYTD (\$)	Variance (%)	2YPFY	2YPFYTD (\$)	3 Year Average (%)
20000- School of Medicine	732520- SOM: HMO: BMT	Research	Indirect	<= 12	2016	997,695	-35.48	2015	1,546,353	0.59	2014	1,537,337	-17.45
		Research Total				3,672,715	-32.10		5,409,075	-11.96		6,144,131	-22.03
		Training	Direct	<= 12	2016	338,424	-0.86	2015	341,362	25.01	2014	273,065	12.08
			Indirect	<= 12	2016	15,355		2015	0	-100.00	2014	10,800	
		Training Total				353,779	3.64		341,362	20.26		283,865	11.95
	732520- SOM: HMO: BMT Total						14,813,108	20.73		12,269,249	10.56	11,097,647	15.65
	732540- SOM: HMO: Admin	Research	Direct	<= 12	2016	0		2015	27,420	0.78	2014	27,208	
			Indirect	<= 12	2016	0		2015	15,355	0.78	2014	15,236	
		Research Total				0			42,775	0.78		42,444	
	732540- SOM: HMO: Admin Total						0			42,775	0.78	42,444	
	733000- SOM: Medicine: Admin	Other	Direct	<= 12	2016	0		2015	32,438	-90.97	2014	359,106	
			Indirect	<= 12	2016	0		2015	994	-98.56	2014	68,868	
		Other Total				0			33,432	-92.19		427,974	
		Research	Direct	<= 12	2016	64,977		2015	0		2014	0	
			Indirect	<= 12	2016	36,387		2015	0		2014	0	
		Research Total				101,364			0			0	
		Training	Direct	<= 12	2016	0		2015	0		2014	5,000	
			Indirect	<= 12	2016	0		2015	0		2014	0	
		Training Total				0			0			5,000	
		733000- SOM: Medicine: Admin Total						101,364	203.19		33,432	-92.28	432,974
	733005- SOM: Medicine: Cardiology	Other	Direct	<= 12	2016	10,686,046	-33.60	2015	16,094,135	0.70	2014	15,981,535	-16.45
			Indirect	<= 12	2016	2,685,691	-44.59	2015	4,847,233	0.57	2014	4,819,627	-22.01
		Other Total				13,371,737	-36.15		20,941,368	0.67		20,801,162	-17.74
Research		Direct	<= 12	2016	11,084,564	-21.00	2015	14,031,399	-12.45	2014	16,027,581	-16.73	
		Indirect	<= 12	2016	3,279,468	-46.53	2015	6,133,823	-3.82	2014	6,377,686	-25.18	
Research Total					14,364,032	-28.77		20,165,222	-10.00		22,405,267	-19.38	
Training		Direct	<= 12	2016	3,230,796	80.52	2015	1,789,736	-5.13	2014	1,886,472	37.70	
		Indirect	<= 12	2016	139,662	274.33	2015	37,310	-11.15	2014	41,990	131.59	
Training Total					3,370,458	84.48		1,827,046	-5.26		1,928,462	39.61	
733005- SOM: Medicine: Cardiology Total						31,106,226	-27.55		42,933,636	-4.88	45,134,891	-16.21	
733010- SOM: Medicine: Digestive Dis	Other	Direct	<= 12	2016	1,465,857	-30.52	2015	2,109,900	855.92	2014	220,719	412.70	
		Indirect	<= 12	2016	450,247	-29.14	2015	635,399	760.15	2014	73,871	365.50	
	Other Total				1,916,104	-30.20		2,745,299	831.91		294,590	400.85	
	Research	Direct	<= 12	2016	3,275,216	29.72	2015	2,524,845	69.65	2014	1,488,228	49.69	
		Indirect	<= 12	2016	1,540,142	52.57	2015	1,009,468	38.57	2014	728,512	45.57	
	Research Total				4,815,358	36.25		3,534,313	59.44		2,216,740	47.84	
	Training	Direct	<= 12	2016	0		2015	80,118		2014	0		
		Indirect	<= 12	2016	0		2015	0		2014	0		
Training Total				0			80,118			0			
733010- SOM: Medicine: Digestive Dis Total						6,731,461	5.85		6,359,730	153.24	2,511,330	79.54	
733015- SOM: Medicine: Endocrinology	Other	Direct	<= 12	2016	1,159,570	-34.59	2015	1,772,735	-39.38	2014	2,924,500	-36.99	
		Indirect	<= 12	2016	398,776	-30.95	2015	577,496	-32.46	2014	855,042	-31.70	
	Other Total				1,558,346	-33.69		2,350,231	-37.82		3,779,542	-35.76	
	Research	Direct	<= 12	2016	5,371,585	39.29	2015	3,856,381	-11.34	2014	4,349,679	13.97	
		Indirect	<= 12	2016	2,323,447	48.52	2015	1,564,384	-13.85	2014	1,815,972	17.33	
	Research Total				7,695,032	41.95		5,420,765	-12.08		6,165,651	14.94	
	Training	Direct	<= 12	2016	5,000	-98.54	2015	343,599	-50.50	2014	694,077	-74.52	
		Indirect	<= 12	2016	0	-100.00	2015	26,313	-37.14	2014	41,858	-68.57	
Training Total				5,000	-98.65		369,912	-49.74		735,935	-74.19		
733015- SOM: Medicine: Endocrinology Total						9,258,378	13.73		8,140,908	-23.78	10,681,129	-5.03	
733020- SOM: Medicine: Geriatrics	Other	Direct	<= 12	2016	236,805	226.09	2015	72,619	-35.98	2014	113,432	95.06	
		Indirect	<= 12	2016	65,042	2,631.71	2015	2,381	-90.55	2014	25,198	1270.58	
	Other Total				301,847	302.46		75,000	-45.90		138,630	128.28	
	Research	Direct	<= 12	2016	1,249,993	-18.18	2015	1,527,791	169.71	2014	566,464	75.76	
		Indirect	<= 12	2016	489,973	167.14	2015	183,411	-17.57	2014	222,502	74.79	

Emory University Proposal Statistics

Fiscal Year : 2016
Period : 12

Operating Unit	Department	Purpose Type	Direct/Indirect	FTYD Period	CFY	CFYTD (\$)	Variance (%)	PFY	PFYTD (\$)	Variance (%)	2YPFY	2YPFYTD (\$)	3 Year Average (%)	
20000- School of Medicine	733020- SOM: Medicine: Geriatrics	Research Total				1,739,966	1.68		1,711,202	116.89		788,966	59.29	
		Training	Direct	<= 12	2016	50,962	-55.30	2015	114,000	-77.04	2014	496,621	-66.17	
			Indirect	<= 12	2016	5,096		2015	0	-100.00	2014	21,569		
		Training Total				56,058	-50.83		114,000	-78.00		518,190	-64.41	
		733020- SOM: Medicine: Geriatrics Total				2,097,871	10.40		1,900,202	31.43		1,445,786	20.92	
	733025- SOM: Medicine: Infectious Dis	Other	Direct	<= 12	2016	28,691,997	168.54	2015	10,684,613	62.00	2014	6,595,258	115.27	
			Indirect	<= 12	2016	8,506,493	145.18	2015	3,469,548	189.75	2014	1,197,415	167.46	
			Other Total				37,198,490	162.81		14,154,161	81.63		7,792,673	122.22
		Research	Direct	<= 12	2016	18,140,775	11.79	2015	16,227,643	94.65	2014	8,336,902	53.22	
			Indirect	<= 12	2016	6,016,610	22.45	2015	4,913,546	111.37	2014	2,324,656	66.91	
			Research Total				24,157,385	14.27		21,141,189	98.29		10,661,558	56.28
		Training	Direct	<= 12	2016	2,969,244	-24.12	2015	3,912,927	277.81	2014	1,035,687	126.85	
	Indirect		<= 12	2016	231,002	-35.67	2015	359,084	477.11	2014	62,221	220.72		
		Training Total				3,200,246	-25.09		4,272,011	289.10		1,097,908	132.01	
		733025- SOM: Medicine: Infectious Dis Total				64,556,121	63.15		39,567,362	102.37		19,552,138	82.76	
	733030- SOM: Medicine: Nephrology	Other	Direct	<= 12	2016	214,095	-89.16	2015	1,974,940	547.12	2014	305,187	228.98	
			Indirect	<= 12	2016	31,702	-94.68	2015	595,671	601.38	2014	84,928	253.35	
			Other Total				245,797	-90.44		2,570,611	558.94		390,115	234.25
		Research	Direct	<= 12	2016	5,278,966	-9.54	2015	5,835,649	35.84	2014	4,295,918	13.15	
			Indirect	<= 12	2016	2,027,521	-16.39	2015	2,425,028	41.09	2014	1,718,795	12.35	
			Research Total				7,306,487	-11.55		8,260,677	37.34		6,014,713	12.90
		Training	Direct	<= 12	2016	97,300	-81.16	2015	516,362	92.78	2014	267,847	5.81	
	Indirect		<= 12	2016	7,784	-77.11	2015	34,006	63.96	2014	20,740	-6.57		
		Training Total				105,084	-80.91		550,368	90.71		288,587	4.90	
		733030- SOM: Medicine: Nephrology Total				7,657,368	-32.72		11,381,656	70.04		6,693,415	18.66	
	733035- SOM: Medicine: Pulmonary	Other	Direct	<= 12	2016	2,130,771	6.95	2015	1,992,215	76.53	2014	1,128,560	41.74	
			Indirect	<= 12	2016	639,410	12.81	2015	566,824	76.74	2014	320,714	44.77	
		Other Total				2,770,181	8.25		2,559,039	76.57		1,449,274	42.41	
Research		Direct	<= 12	2016	6,283,535	-40.94	2015	10,639,838	31.25	2014	8,106,376	-4.85		
		Indirect	<= 12	2016	2,565,478	-23.67	2015	3,361,219	2.58	2014	3,276,595	-10.55		
		Research Total				8,849,013	-36.80		14,001,057	23.00		11,382,971	-6.90	
Training		Direct	<= 12	2016	679,925	-35.54	2015	1,054,766	56.59	2014	673,590	10.53		
	Indirect	<= 12	2016	21,219	-53.92	2015	46,048	-14.17	2014	53,648	-34.04			
	Training Total				701,144	-36.31		1,100,814	51.37		727,238	7.53		
	733035- SOM: Medicine: Pulmonary Total				12,320,338	-30.24		17,660,910	30.25		13,559,483	0.00		
733040- SOM: Medicine: Rheumatology	Other	Direct	<= 12	2016	737,753	-37.39	2015	1,178,407	-19.39	2014	1,461,854	-28.39		
		Indirect	<= 12	2016	210,637	-44.15	2015	377,170	-2.46	2014	386,675	-23.31		
		Other Total				948,390	-39.03		1,555,577	-15.85		1,848,529	-27.44	
	Research	Direct	<= 12	2016	830,255	12.35	2015	738,972	-27.95	2014	1,025,588	-7.80		
		Indirect	<= 12	2016	280,463	5.59	2015	265,624	-26.93	2014	363,509	-10.67		
		Research Total				1,110,718	10.56		1,004,596	-27.68		1,389,097	-8.56	
	Training	Direct	<= 12	2016	0		2015	8,000		2014	0			
Indirect		<= 12	2016	0		2015	0		2014	0				
	Training Total				0		8,000		0		0			
	733040- SOM: Medicine: Rheumatology Total				2,059,108	-19.82		2,568,173	-20.68		3,237,626	-20.25		
733045- SOM: Medicine: General Med	Other	Direct	<= 12	2016	128,074	10.67	2015	115,727	-92.43	2014	1,529,059	-40.88		
		Indirect	<= 12	2016	45,485	0.78	2015	45,134	-84.88	2014	298,418	-42.05		
		Other Total				173,559	7.89		160,861	-91.20		1,827,477	-41.65	
	Research	Direct	<= 12	2016	884,339	-74.76	2015	3,503,164	87.70	2014	1,866,412	6.47		
		Indirect	<= 12	2016	373,965	-69.90	2015	1,242,424	37.92	2014	900,843	-15.99		
		Research Total				1,258,304	-73.48		4,745,588	71.49		2,767,255	-1.00	
	Training	Direct	<= 12	2016	341,481	-45.87	2015	630,894		2014	0			
Indirect		<= 12	2016	28,019	-44.49	2015	50,472		2014	0				
	Training Total				369,500	-45.77		681,366			0			

Emory University Proposal Statistics

Fiscal Year : 2016
Period : 12

Operating Unit	Department	Purpose Type	Direct/Indirect	FTYD Period	CFY	CFYTD (\$)	Variance (%)	PFY	PFYTD (\$)	Variance (%)	2YPFY	2YPFYTD (\$)	3 Year Average (%)	
20000- School of Medicine	733045- SOM: Medicine: General Med Total					1,801,364	-67.76		5,587,815	21.61		4,594,732	-23.07	
	733050- SOM: Medicine: Hospital Med	Other	Direct	<= 12	2016	9,885	-92.55	2015	132,719		2014	0		
		Other	Indirect	<= 12	2016	2,965	-92.55	2015	39,816		2014	0		
		Other Total				12,850	-92.55		172,535			0		
	Research	Direct	<= 12	2016	96,884	35.96	2015	71,259		2014	0			
		Research	Indirect	<= 12	2016	0		2015	0		2014	0		
		Research Total				96,884	35.96		71,259			0		
		733050- SOM: Medicine: Hospital Med Total					109,734	-54.99		243,794			0	
	733060- SOM: Medicine: Immunology	Other	Direct	<= 12	2016	215,576	311.48	2015	52,390	-52.03	2014	109,214	129.73	
		Other	Indirect	<= 12	2016	84,074	186.57	2015	29,338	-7.40	2014	31,683	89.58	
		Other Total				299,650	266.64		81,728	-41.99		140,897	112.32	
	Research	Direct	<= 12	2016	2,190,593	487.18	2015	373,068	-86.65	2014	2,794,345	200.27		
		Research	Indirect	<= 12	2016	898,932	332.54	2015	207,826	-71.87	2014	738,681	130.34	
		Research Total				3,089,525	431.86		580,894	-83.56		3,533,026	174.15	
	Training	Direct	<= 12	2016	0		2015	61,541	-8.75	2014	67,445			
		Training	Indirect	<= 12	2016	0		2015	0		2014	0		
		Training Total				0		61,541	-8.75		67,445			
		733060- SOM: Medicine: Immunology Total					3,389,175	368.01		724,163	-80.64		3,741,368	143.68
	733500- SOM: Neurology: Central	Research	Direct	<= 12	2016	167,705		2015	0		2014	0		
		Research	Indirect	<= 12	2016	13,416		2015	0		2014	0		
		Research Total				181,121			0			0		
		733500- SOM: Neurology: Central Total					181,121			0			0	
	733505- SOM: Neurology: Admin	Other	Direct	<= 12	2016	2,882,308	-33.81	2015	4,354,653	-13.56	2014	5,038,026	-23.69	
		Other	Indirect	<= 12	2016	896,977	-31.36	2015	1,306,762	-14.07	2014	1,520,690	-22.71	
		Other Total				3,779,285	-33.24		5,661,415	-13.68		6,558,716	-23.46	
	Research	Direct	<= 12	2016	3,623,505	71.49	2015	2,112,955	-15.61	2014	2,503,926	27.94		
		Research	Indirect	<= 12	2016	1,486,891	92.95	2015	770,591	-38.40	2014	1,250,962	27.28	
		Research Total				5,110,396	77.23		2,883,546	-23.21		3,754,888	27.01	
	Training	Direct	<= 12	2016	0		2015	594,794	105.34	2014	289,667			
		Training	Indirect	<= 12	2016	0		2015	40,096	105.46	2014	19,515		
		Training Total				0		634,890	105.35		309,182			
		733505- SOM: Neurology: Admin Total					8,889,681	-3.16		9,179,851	-13.58		10,622,786	-8.37
	733510- SOM: Neurology: Epilepsy	Other	Direct	<= 12	2016	74,578	-33.14	2015	111,548	-58.89	2014	271,328	-46.02	
Other		Indirect	<= 12	2016	29,085	-28.13	2015	40,471	-56.84	2014	93,767	-42.49		
	Other Total				103,663	-31.81		152,019	-58.36		365,095	-45.09		
Research	Direct	<= 12	2016	3,364,365	53.30	2015	2,194,564	-25.28	2014	2,937,008	14.01			
	Research	Indirect	<= 12	2016	369,367	122.88	2015	165,725	-37.04	2014	263,238	42.92		
	Research Total				3,733,732	58.19		2,360,289	-26.25		3,200,246	15.97		
Training	Direct	<= 12	2016	57,072		2015	0		2014	0				
	Training	Indirect	<= 12	2016	0		2015	0		2014	0			
	Training Total				57,072		0		0		0			
	733510- SOM: Neurology: Epilepsy Total					3,894,467	55.02		2,512,308	-29.54		3,565,341	12.74	
733515- SOM: Neurology: Sleep	Other	Direct	<= 12	2016	30,573		2015	0		2014	0			
	Other	Indirect	<= 12	2016	9,172		2015	0		2014	0			
	Other Total				39,745			0			0			
Research	Direct	<= 12	2016	677,421	4.48	2015	648,389	-5.98	2014	689,620	-0.75			
	Research	Indirect	<= 12	2016	273,125	4.89	2015	260,387	-3.26	2014	269,150	0.82		
	Research Total				950,546	4.60		908,776	-5.21		958,770	-0.31		
Training	Direct	<= 12	2016	0		2015	0		2014	109,924				
	Training	Indirect	<= 12	2016	0		2015	0		2014	0			
	Training Total				0		0		0		109,924			
	733515- SOM: Neurology: Sleep Total					990,291	8.97		908,776	-14.96		1,068,694	-3.00	
733520- SOM: Neurology: Movement Disor	Other	Direct	<= 12	2016	1,223,881	-28.69	2015	1,716,360	39.92	2014	1,226,684	5.61		
	Other	Indirect	<= 12	2016	336,759	-30.32	2015	483,325	38.76	2014	348,322	4.22		

Emory University Proposal Statistics

Fiscal Year : 2016
Period : 12

Operating Unit	Department	Purpose Type	Direct/Indirect	FTYD Period	CFY	CFYTD (\$)	Variance (%)	PFY	PFYTD (\$)	Variance (%)	2YPFY	2YPFYTD (\$)	3 Year Average (%)
20000- School of Medicine	733520- SOM: Neurology: Movement Disor	Other Total				1,560,640	-29.05		2,199,685	39.66		1,575,006	5.31
		Research	Direct	<= 12	2016	2,996,416	-4.77	2015	3,146,395	6.27	2014	2,960,873	0.75
			Indirect	<= 12	2016	1,002,501	0.77	2015	994,813	17.59	2014	846,010	9.18
		Research Total				3,998,917	-3.44		4,141,208	8.78		3,806,883	2.67
		Training	Direct	<= 12	2016	25,000	-85.47	2015	172,000	129.33	2014	75,000	21.93
			Indirect	<= 12	2016	0	-100.00	2015	18,000		2014	0	
	Training Total				25,000	-86.84		190,000	153.33		75,000	33.25	
	733520- SOM: Neurology: Movement Disor Total					5,584,557	-14.49		6,530,893	19.68		5,456,889	2.60
	733525- SOM: Neurology: Neuro-Rehab	Other	Direct	<= 12	2016	163,995	73.10	2015	94,739	-84.50	2014	611,249	-5.70
			Indirect	<= 12	2016	21,531	35.00	2015	15,949	-90.58	2014	169,293	-27.79
		Other Total				185,526	67.61		110,688	-85.82		780,542	-9.10
		Research	Direct	<= 12	2016	597,077	-73.09	2015	2,218,630	24.61	2014	1,780,411	-24.24
			Indirect	<= 12	2016	292,529	-70.30	2015	985,073	14.64	2014	859,254	-27.83
		Research Total				889,606	-72.23		3,203,703	21.37		2,639,665	-25.43
	Training Total				67,040	0.00		67,040	-52.72		141,808	-26.36	
	733525- SOM: Neurology: Neuro-Rehab Total					1,142,172	-66.22		3,381,431	-5.07		3,562,016	-35.65
	733530- SOM: Neurology: Cog Neurobehav	Other	Direct	<= 12	2016	1,401,448	114.29	2015	653,983	-59.26	2014	1,605,452	27.51
			Indirect	<= 12	2016	482,164	299.31	2015	120,749	-80.71	2014	626,126	109.30
		Other Total				1,883,612	143.13		774,732	-65.28		2,231,578	38.92
		Research	Direct	<= 12	2016	3,176,911	217.50	2015	1,000,597	-48.87	2014	1,956,864	84.32
			Indirect	<= 12	2016	1,272,642	513.83	2015	207,327	-60.37	2014	523,133	226.73
		Research Total				4,449,553	268.36		1,207,924	-51.29		2,479,997	108.54
	Training Total				0	0.00		156,324	0.00		0	0.00	
	733530- SOM: Neurology: Cog Neurobehav Total					6,333,165	196.08		2,138,980	-54.60		4,711,575	70.74
	733535- SOM: Neurology: Neuromuscular	Other	Direct	<= 12	2016	953,013	245.22	2015	276,056	-44.85	2014	500,588	100.19
			Indirect	<= 12	2016	304,827	223.97	2015	94,091	-39.35	2014	155,140	92.31
Other Total					1,257,840	239.82		370,147	-43.55		655,728	98.13	
Research		Direct	<= 12	2016	379,449	-67.72	2015	1,175,373	710.53	2014	145,013	321.41	
		Indirect	<= 12	2016	39,806	-79.90	2015	198,043	2016.97	2014	9,355	968.54	
Research Total					419,255	-69.47		1,373,416	789.70		154,368	360.11	
Training Total				60,810	1.95		59,647	0.00		0	0.00		
733535- SOM: Neurology: Neuromuscular Total					1,737,905	-3.62		1,803,210	122.59		810,096	59.49	
733545- SOM: Neurology: Stroke	Other	Direct	<= 12	2016	771,376	-38.24	2015	1,248,946	125.22	2014	554,539	43.49	
		Indirect	<= 12	2016	173,468	-48.61	2015	337,534	258.72	2014	94,095	105.05	
	Other Total				944,844	-40.44		1,586,480	144.59		648,634	52.07	
	Research	Direct	<= 12	2016	1,198,275	1.96	2015	1,175,216	-26.94	2014	1,608,625	-12.49	
		Indirect	<= 12	2016	464,979	-18.59	2015	571,185	-26.85	2014	780,817	-22.72	
	Research Total				1,663,254	-4.76		1,746,401	-26.91		2,389,442	-15.84	
Training Total				0	0.00		0	0.00		65,000	0.00		
733545- SOM: Neurology: Stroke Total					2,608,098	-21.75		3,332,881	7.41		3,103,076	-7.17	
733570- SOM: Neurology: Neuropsych	Other	Direct	<= 12	2016	93,037	181.59	2015	33,040	24.16	2014	26,611	102.87	
		Indirect	<= 12	2016	14,912	46.45	2015	10,182	43.33	2014	7,104	44.89	
	Other Total				107,949	149.75		43,222	28.20		33,715	88.98	
	Research	Direct	<= 12	2016	1,026,686	27.23	2015	806,984	-36.02	2014	1,261,259	-4.40	
Indirect		<= 12	2016	329,811	81.68	2015	181,538	-34.32	2014	276,383	23.68		
Research Total				1,356,497	37.22		988,522	-35.71		1,537,642	0.76		

Emory University Proposal Statistics

Fiscal Year : 2016
Period : 12

Operating Unit	Department	Purpose Type	Direct/Indirect	FTYD Period	CFY	CFYTD (\$)	Variance (%)	PFY	PFYTD (\$)	Variance (%)	2YPFY	2YPFYTD (\$)	3 Year Average (%)
20000- School of Medicine	733570- SOM: Neurology: Neuropsych Total					1,464,446	41.94		1,031,744	-34.34		1,571,357	3.80
	734000- SOM: Neurosurgery: Admin	Other	Direct	<= 12	2016	2,509,685	64.21	2015	1,528,350	125.43	2014	677,982	94.82
			Indirect	<= 12	2016	631,843	320.01	2015	150,437	-35.39	2014	232,830	142.31
		Other Total				3,141,528	87.13		1,678,787	84.32		910,812	85.72
		Research	Direct	<= 12	2016	4,161,658	-9.65	2015	4,606,020	21.19	2014	3,800,523	5.77
			Indirect	<= 12	2016	1,624,931	12.68	2015	1,442,055	7.88	2014	1,336,663	10.28
		Research Total				5,786,589	-4.32		6,048,075	17.73		5,137,186	6.70
		Training	Direct	<= 12	2016	3,357,796	6,834.73	2015	48,420	-33.55	2014	72,864	3400.59
	Indirect		<= 12	2016	106,241	4,742.34	2015	2,194		2014	0		
	Training Total				3,464,037	6,744.03		50,614	-30.54		72,864	3356.75	
	734000- SOM: Neurosurgery: Admin Total					12,392,154	59.33		7,777,476	27.07		6,120,862	43.20
	734500- SOM: Ophthal: Admin	Other	Direct	<= 12	2016	2,886,889	49.92	2015	1,925,609	57.99	2014	1,218,813	53.96
			Indirect	<= 12	2016	915,353	86.93	2015	489,687	19.27	2014	410,576	53.10
		Other Total				3,802,242	57.42		2,415,296	48.23		1,629,389	52.83
		Research	Direct	<= 12	2016	2,851,083	5.56	2015	2,700,837	75.87	2014	1,535,686	40.72
			Indirect	<= 12	2016	1,107,610	5.02	2015	1,054,653	43.06	2014	737,202	24.04
		Research Total				3,958,693	5.41		3,755,490	65.23		2,272,888	35.32
		Training	Direct	<= 12	2016	60,794		2015	0		2014	0	
	Indirect		<= 12	2016	0		2015	0		2014	0		
	Training Total				60,794			0			0		
	734500- SOM: Ophthal: Admin Total					7,821,729	26.75		6,170,786	58.13		3,902,277	42.44
	734502- SOM: Ophthal: Chairman	Other	Direct	<= 12	2016	0		2015	527,480		2014	0	
			Indirect	<= 12	2016	0		2015	158,244		2014	0	
		Other Total				0		685,724			0		
		Research	Direct	<= 12	2016	165,279		2015	0		2014	0	
			Indirect	<= 12	2016	92,556		2015	0		2014	0	
	Research Total				257,835			0			0		
	734502- SOM: Ophthal: Chairman Total					257,835	-62.40		685,724			0	
	734506- SOM: Ophthal: Dept Research	Research	Direct	<= 12	2016	0		2015	376,956	43.78	2014	262,183	
			Indirect	<= 12	2016	0		2015	207,326	77.74	2014	116,645	
		Research Total				0		584,282	54.23		378,828		
		Training	Direct	<= 12	2016	326,642		2015	0		2014	630,410	
			Indirect	<= 12	2016	13,715		2015	0		2014	30,961	
Training Total				340,357			0			661,371			
734506- SOM: Ophthal: Dept Research Total					340,357	-41.75		584,282	-43.83		1,040,199	-42.79	
734508- SOM: Ophthal: Basic Research	Research	Direct	<= 12	2016	500,000	-50.75	2015	1,015,250	-39.94	2014	1,690,378	-45.35	
		Indirect	<= 12	2016	280,000	-47.12	2015	529,500	-20.11	2014	662,804	-33.62	
	Research Total				780,000	-49.51		1,544,750	-34.35		2,353,182	-41.93	
734508- SOM: Ophthal: Basic Research Total					780,000	-49.51		1,544,750	-34.35		2,353,182	-41.93	
734520- SOM: Ophthal: Cornea	Other	Direct	<= 12	2016	0		2015	328,961		2014	0		
		Indirect	<= 12	2016	0		2015	98,688		2014	0		
	Other Total				0		427,649			0			
734520- SOM: Ophthal: Cornea Total					0		427,649			0			
734524- SOM: Ophthal: Glaucoma	Other	Direct	<= 12	2016	0		2015	0		2014	361,362		
		Indirect	<= 12	2016	0		2015	0		2014	108,546		
	Other Total				0		0			469,908			
734524- SOM: Ophthal: Glaucoma Total					0		0			469,908			
734526- SOM: Ophthal: Neurology	Other	Direct	<= 12	2016	0		2015	0		2014	107,407		
		Indirect	<= 12	2016	0		2015	0		2014	32,222		
	Other Total				0		0			139,629			
	Research	Direct	<= 12	2016	0		2015	0		2014	172,675		
		Indirect	<= 12	2016	0		2015	0		2014	14,723		
Research Total				0		0			187,398				

Emory University Proposal Statistics

Fiscal Year : 2016
Period : 12

Operating Unit	Department	Purpose Type	Direct/Indirect	FTYD Period	CFY	CFYTD (\$)	Variance (%)	PFY	PFYTD (\$)	Variance (%)	2YPFY	2YPFYTD (\$)	3 Year Average (%)	
20000- School of Medicine	734526- SOM: Ophthal: Neurology Total					0			0			327,026		
	734528- SOM: Ophthal: Oculo-Pathology	Other	Direct	<= 12	2016	0		2015	0		2014	2,480		
		Other	Indirect	<= 12	2016	0		2015	0		2014	967		
	Other Total					0			0			3,447		
	Research	Direct	<= 12	2016	0		2015	0		2014	276,123			
		Indirect	<= 12	2016	0		2015	0		2014	138,232			
	Research Total					0			0			414,355		
	Training	Direct	<= 12	2016	0		2015	0		2014	50,000			
		Indirect	<= 12	2016	0		2015	0		2014	0			
	Training Total					0			0			50,000		
	734528- SOM: Ophthal: Oculo-Pathology Total						0			0		467,802		
	734532- SOM: Ophthal: Pediatric	Other	Direct	<= 12	2016	142,990	439.37	2015	26,511	-87.01	2014	204,134	176.18	
		Other	Indirect	<= 12	2016	28,831	262.52	2015	7,953	-89.28	2014	74,161	86.62	
	Other Total					171,821	398.56		34,464	-87.62		278,295	155.47	
	734532- SOM: Ophthal: Pediatric Total						171,821	398.56		34,464	-87.62		278,295	155.47
	734534- SOM: Ophthal: Retina	Other	Direct	<= 12	2016	59,682	-69.75	2015	197,290	247.75	2014	56,734	89.00	
		Other	Indirect	<= 12	2016	17,905	-69.75	2015	59,187	247.75	2014	17,020	89.00	
	Other Total					77,587	-69.75		256,477	247.75		73,754	89.00	
	734534- SOM: Ophthal: Retina Total						77,587	-69.75		256,477	247.75		73,754	89.00
	735000- SOM: Orthopaedics: Admin	Other	Direct	<= 12	2016	522,615	-20.24	2015	655,275	58.10	2014	414,472	18.93	
		Other	Indirect	<= 12	2016	158,343	-12.74	2015	181,461	51.09	2014	120,105	19.17	
	Other Total					680,958	-18.62		836,736	56.52		534,577	18.95	
	Research	Direct	<= 12	2016	1,306,131	153.33	2015	515,575	99.09	2014	258,972	126.21		
		Indirect	<= 12	2016	244,734	118.45	2015	112,030	229.90	2014	33,959	174.18		
	Research Total					1,550,865	147.11		627,605	114.25		292,931	130.68	
	Training	Direct	<= 12	2016	30,000		2015	0		2014	0			
		Indirect	<= 12	2016	0		2015	0		2014	0			
	Training Total					30,000			0			0		
	735000- SOM: Orthopaedics: Admin Total					2,261,824	54.46		1,464,341	76.96		827,508	65.71	
	735500- SOM: Otolaryngology:Admin	Other	Direct	<= 12	2016	94,456	6,700.27	2015	1,389	-99.07	2014	149,607	3300.60	
Other		Indirect	<= 12	2016	28,337	7,749.58	2015	361	-99.38	2014	58,347	3825.10		
Other Total					122,793	6,916.73		1,750	-99.16		207,954	3408.78		
Research	Direct	<= 12	2016	262,094	-68.58	2015	834,236	-17.27	2014	1,008,404	-42.93			
	Indirect	<= 12	2016	109,176	-75.77	2015	450,611	-13.64	2014	521,768	-44.70			
Research Total					371,270	-71.10		1,284,847	-16.03		1,530,172	-43.57		
Training	Direct	<= 12	2016	35,000	-90.58	2015	371,564	23.85	2014	300,000	-33.36			
	Indirect	<= 12	2016	0	-100.00	2015	38,405	60.02	2014	24,000	-19.99			
Training Total					35,000	-91.46		409,969	26.53		324,000	-32.46		
735500- SOM: Otolaryngology:Admin Total					529,063	-68.82		1,696,566	-17.73		2,062,126	-43.27		
736000- SOM: Pathology: Admin	Other	Direct	<= 12	2016	1,658,364	-69.66	2015	5,466,205	822.58	2014	592,489	376.46		
	Other	Indirect	<= 12	2016	213,523	-68.07	2015	668,685	205.84	2014	218,642	68.88		
Other Total					1,871,887	-69.49		6,134,890	656.34		811,131	293.43		
Research	Direct	<= 12	2016	27,185,844	6.11	2015	25,619,934	-2.24	2014	26,206,643	1.94			
	Indirect	<= 12	2016	11,426,853	21.49	2015	9,405,957	-7.66	2014	10,186,368	6.91			
Research Total					38,612,697	10.24		35,025,891	-3.76		36,393,011	3.24		
Training	Direct	<= 12	2016	618,917	-69.60	2015	2,036,203	131.42	2014	879,857	30.91			
	Indirect	<= 12	2016	10,263	-87.66	2015	83,180	297.88	2014	20,906	105.11			
Training Total					629,180	-70.31		2,119,383	135.29		900,763	32.49		
736000- SOM: Pathology: Admin Total					41,113,764	-5.01		43,280,165	13.58		38,104,904	4.29		
736500- SOM: Peds: Administration	Research	Direct	<= 12	2016	1,238,625	118.94	2015	565,750	-13.46	2014	653,747	52.74		
	Research	Indirect	<= 12	2016	382,636	336.30	2015	87,700	-6.47	2014	93,765	164.92		
Research Total					1,621,261	148.11		653,450	-12.58		747,512	67.76		
736500- SOM: Peds: Administration Total					1,621,261	148.11		653,450	-12.58		747,512	67.76		

Emory University Proposal Statistics

Fiscal Year : 2016
Period : 12

Operating Unit	Department	Purpose Type	Direct/Indirect	FTYD Period	CFY	CFYTD (\$)	Variance (%)	PFY	PFYTD (\$)	Variance (%)	2YPFY	2YPFYTD (\$)	3 Year Average (%)
20000- School of Medicine	736502- SOM: Peds: PCOG	Research	Direct	<= 12	2016	2,396,546	8.78	2015	2,203,023	17.94	2014	1,867,912	13.36
			Indirect	<= 12	2016	1,164,847	19.03	2015	978,652	110.37	2014	465,199	64.70
		Research Total				3,561,393	11.93		3,181,675	36.37		2,333,111	24.15
		Training	Direct	<= 12	2016	128,500	50.13	2015	85,594	-45.81	2014	157,966	2.16
			Indirect	<= 12	2016	0		2015	0		2014	0	
		Training Total				128,500	50.13		85,594	-45.81		157,966	2.16
	736502- SOM: Peds: PCOG Total					3,689,893	12.94		3,267,269	31.16		2,491,077	22.05
	736504- SOM: Peds: Neonatology	Other	Direct	<= 12	2016	54,181	-86.39	2015	397,992	414.81	2014	77,308	164.21
			Indirect	<= 12	2016	5,160	-93.57	2015	80,239	189.66	2014	27,701	48.05
		Other Total				59,341	-87.59		478,231	355.42		105,009	133.91
		Research	Direct	<= 12	2016	1,203,167	-20.99	2015	1,522,756	-43.92	2014	2,715,542	-32.46
			Indirect	<= 12	2016	310,421	-51.09	2015	634,708	-53.12	2014	1,353,872	-52.11
		Research Total				1,513,588	-29.84		2,157,464	-46.98		4,069,414	-38.41
	Training	Direct	<= 12	2016	0		2015	0		2014	90,455		
		Indirect	<= 12	2016	0		2015	0		2014	7,236		
	Training Total				0			0			97,691		
	736504- SOM: Peds: Neonatology Total					1,572,929	-40.32		2,635,695	-38.30		4,272,114	-39.31
	736506- SOM: Peds: Rheumatology	Other	Direct	<= 12	2016	263,019	80.56	2015	145,670	657.59	2014	19,228	369.08
			Indirect	<= 12	2016	78,906	45.97	2015	54,057	1960.10	2014	2,624	1003.03
		Other Total				341,925	71.20		199,727	814.00		21,852	442.60
		Research	Direct	<= 12	2016	2,451,162	66.12	2015	1,475,564	-26.53	2014	2,008,473	19.79
			Indirect	<= 12	2016	908,418	66.91	2015	544,256	-34.13	2014	826,301	16.39
		Research Total				3,359,580	66.33		2,019,820	-28.75		2,834,774	18.79
	736506- SOM: Peds: Rheumatology Total					3,701,505	66.77		2,219,547	-22.30		2,856,626	22.23
736508- SOM: Peds: Endocrinology	Other	Direct	<= 12	2016	152,348	-75.32	2015	617,379	36.58	2014	452,030	-19.37	
		Indirect	<= 12	2016	26,005	-85.30	2015	176,897	17.34	2014	150,756	-33.98	
	Other Total				178,353	-77.55		794,276	31.77		602,786	-22.89	
	Research	Direct	<= 12	2016	422,951	168.66	2015	157,430	-62.22	2014	416,739	53.22	
		Indirect	<= 12	2016	122,416	38.86	2015	88,161	48.50	2014	59,368	43.68	
	Research Total				545,367	122.06		245,591	-48.42		476,107	36.82	
Training	Direct	<= 12	2016	0		2015	50,000		2014	0			
	Indirect	<= 12	2016	0		2015	0		2014	0			
Training Total				0			50,000			0			
736508- SOM: Peds: Endocrinology Total					723,720	-33.60		1,089,867	1.02		1,078,893	-16.29	
736510- SOM: Peds: Gastroenterology	Other	Direct	<= 12	2016	1,476,601	-18.88	2015	1,820,223	269.52	2014	492,597	125.32	
		Indirect	<= 12	2016	418,653	-5.26	2015	441,876	283.35	2014	115,266	139.05	
	Other Total				1,895,254	-16.22		2,262,099	272.14		607,863	127.96	
	Research	Direct	<= 12	2016	7,362,133	149.83	2015	2,946,865	-15.86	2014	3,502,295	66.99	
		Indirect	<= 12	2016	2,243,769	119.57	2015	1,021,898	-27.58	2014	1,411,133	45.99	
	Research Total				9,605,902	142.04		3,968,763	-19.23		4,913,428	61.41	
Training	Direct	<= 12	2016	0		2015	198,212	64.15	2014	120,750			
	Indirect	<= 12	2016	0		2015	9,915		2014	0			
Training Total				0			208,127	72.36		120,750			
736510- SOM: Peds: Gastroenterology Total					11,501,156	78.62		6,438,988	14.13		5,642,041	46.37	
736512- SOM: Peds: Neurology	Other	Direct	<= 12	2016	1,461,300	-38.06	2015	2,359,177	610.29	2014	332,145	286.11	
		Indirect	<= 12	2016	421,328	-19.91	2015	526,087	766.33	2014	60,726	373.21	
	Other Total				1,882,628	-34.75		2,885,264	634.40		392,871	299.83	
	Research	Direct	<= 12	2016	1,841,137	57.20	2015	1,171,221	67.32	2014	700,000	62.26	
		Indirect	<= 12	2016	925,146	52.74	2015	605,694	66.40	2014	364,000	59.57	
	Research Total				2,766,283	55.68		1,776,915	67.00		1,064,000	61.34	
Training	Direct	<= 12	2016	102,750		2015	0		2014	0			
	Indirect	<= 12	2016	0		2015	0		2014	0			
Training Total				102,750			0			0			
736512- SOM: Peds: Neurology Total					4,751,660	1.92		4,662,179	220.01		1,456,871	110.97	
736514- SOM: Peds: Nephrology	Other	Direct	<= 12	2016	785,933	29.87	2015	605,167	15.01	2014	526,163	22.44	

Emory University Proposal Statistics

Fiscal Year : 2016
Period : 12

Operating Unit	Department	Purpose Type	Direct/Indirect	FTYD Period	CFY	CFYTD (\$)	Variance (%)	PFY	PFYTD (\$)	Variance (%)	2YPFY	2YPFYTD (\$)	3 Year Average (%)
20000- School of Medicine	736526- SOM: Peds: Emory LOBP	Research Total				8,917,349	116.09		4,126,687	-22.11		5,297,916	46.99
	736526- SOM: Peds: Emory LOBP Total					8,982,349	117.66		4,126,687	-22.11		5,297,916	47.78
	736528- SOM: Peds: Allergy	Other	Direct	<= 12	2016	197,616	2,579.90	2015	7,374	-89.99	2014	73,694	1244.95
			Indirect	<= 12	2016	59,285	1,997.10	2015	2,827	-83.15	2014	16,782	956.97
		Other Total				256,901	2,418.39		10,201	-88.73		90,476	1164.83
		Research	Direct	<= 12	2016	0		2015	0		2014	3,820	
			Indirect	<= 12	2016	0		2015	0		2014	2,139	
		Research Total				0			0			5,959	
		736528- SOM: Peds: Allergy Total				256,901	2,418.39		10,201	-89.42		96,435	1164.48
	736532- SOM: Peds: Pulmonology	Other	Direct	<= 12	2016	0		2015	590,648	17.44	2014	502,956	
			Indirect	<= 12	2016	0		2015	177,868	16.76	2014	152,339	
		Other Total				0			768,516	17.28		655,295	
		Research	Direct	<= 12	2016	708,160	60.14	2015	442,215	-48.54	2014	859,359	5.80
			Indirect	<= 12	2016	232,201	205.77	2015	75,940	-75.27	2014	307,067	65.25
		Research Total				940,361	81.48		518,155	-55.58		1,166,426	12.95
		Training	Direct	<= 12	2016	66,250	38.02	2015	48,000		2014	0	
			Indirect	<= 12	2016	0		2015	0		2014	0	
		Training Total				66,250	38.02		48,000			0	
		736532- SOM: Peds: Pulmonology Total				1,006,611	-24.58		1,334,671	-26.74		1,821,721	-25.66
	736534- SOM: Peds: Cystic Fibrosis	Other	Direct	<= 12	2016	713,154	19.38	2015	597,403	50.34	2014	397,377	34.86
			Indirect	<= 12	2016	93,827	101.20	2015	46,634	12.11	2014	41,596	56.66
		Other Total				806,981	25.30		644,037	46.71		438,973	36.01
		Research	Direct	<= 12	2016	5,645,177	52.34	2015	3,705,718	-24.24	2014	4,891,252	14.05
			Indirect	<= 12	2016	1,488,340	43.56	2015	1,036,767	-48.94	2014	2,030,459	-2.69
		Research Total				7,133,517	50.42		4,742,485	-31.48		6,921,711	9.47
		Training	Direct	<= 12	2016	108,724	-41.79	2015	186,794	-21.02	2014	236,497	-31.41
			Indirect	<= 12	2016	0		2015	0		2014	0	
		Training Total				108,724	-41.79		186,794	-21.02		236,497	-31.41
		736534- SOM: Peds: Cystic Fibrosis Total				8,049,222	44.42		5,573,316	-26.64		7,597,181	8.89
	736538- SOM: Peds: Marcus Center	Other	Direct	<= 12	2016	3,162	-98.17	2015	172,836	-56.36	2014	396,017	-77.26
		Indirect	<= 12	2016	879	-98.70	2015	67,406	47.49	2014	45,703	-25.60	
	Other Total				4,041	-98.32		240,242	-45.61		441,720	-71.97	
	Research	Direct	<= 12	2016	4,852,291	34.07	2015	3,619,173	11.66	2014	3,241,287	22.87	
		Indirect	<= 12	2016	950,293	82.31	2015	521,245	11.83	2014	466,124	47.07	
	Research Total				5,802,584	40.14		4,140,418	11.68		3,707,411	25.91	
	Training	Direct	<= 12	2016	0		2015	124,200	92.56	2014	64,500		
		Indirect	<= 12	2016	0		2015	0		2014	0		
	Training Total				0			124,200	92.56		64,500		
	736538- SOM: Peds: Marcus Center Total				5,806,625	28.90		4,504,860	6.91		4,213,631	17.90	
736540- SOM: Peds: Egleston	Other	Direct	<= 12	2016	0		2015	0		2014	89,570		
		Indirect	<= 12	2016	0		2015	0		2014	86		
	Other Total				0			0			89,656		
	Research	Direct	<= 12	2016	314,207	155.81	2015	122,828	-4.01	2014	127,962	75.90	
		Indirect	<= 12	2016	15,637		2015	0		2014	0		
	Research Total				329,844	168.54		122,828	-4.01		127,962	82.26	
	736540- SOM: Peds: Egleston Total				329,844	168.54		122,828	-43.56		217,618	62.49	
736541- SOM: Peds: Solid Tumor	Research	Direct	<= 12	2016	365,916		2015	0		2014	0		
		Indirect	<= 12	2016	143,313		2015	0		2014	0		
	Research Total				509,229			0			0		
	736541- SOM: Peds: Solid Tumor Total				509,229			0			0		
736542- SOM: Peds: Neuro-Oncology	Other	Direct	<= 12	2016	3,534,875	153.96	2015	1,391,909	48.51	2014	937,238	101.24	
		Indirect	<= 12	2016	1,061,196	172.30	2015	389,717	150.86	2014	155,353	161.58	
	Other Total				4,596,071	157.97		1,781,626	63.06		1,092,591	110.52	
	Research	Direct	<= 12	2016	3,978,978	-39.77	2015	6,605,842	-13.51	2014	7,637,782	-26.64	

Emory University Proposal Statistics

Fiscal Year : 2016
Period : 12

Operating Unit	Department	Purpose Type	Direct/Indirect	FTYD Period	CFY	CFYTD (\$)	Variance (%)	PFY	PFYTD (\$)	Variance (%)	2YPFY	2YPFYTD (\$)	3 Year Average (%)	
20000- School of Medicine	736542- SOM: Peds: Neuro-Oncology	Research	Indirect	<= 12	2016	1,685,850	-34.94	2015	2,591,027	34.93	2014	1,920,229	-0.00	
		Research Total				5,664,828	-38.40		9,196,869	-3.78		9,558,011	-21.09	
		Training	Direct	<= 12	2016	0			2015	210,207	1.50	2014	207,102	
			Indirect	<= 12	2016	0			2015	0		2014	0	
		Training Total				0				210,207	1.50		207,102	
	736542- SOM: Peds: Neuro-Oncology Total					10,260,898	-8.29		11,188,702	3.05		10,857,704	-2.62	
	736543- SOM: Peds: Leukemia Lymphoma	Other	Direct	<= 12	2016	74,507			2015	0		2014	0	
			Indirect	<= 12	2016	22,343			2015	0		2014	0	
		Other Total				96,850				0			0	
		Research	Direct	<= 12	2016	1,823,730			2015	0		2014	0	
			Indirect	<= 12	2016	412,809			2015	0		2014	0	
	Research Total				2,236,539				0			0		
	736543- SOM: Peds: Leukemia Lymphoma Total					2,333,389			0			0		
	736544- SOM: Peds: BMT	Other	Direct	<= 12	2016	3,546,213	-25.44	2015	4,756,305	2457.22	2014	185,995	1215.89	
			Indirect	<= 12	2016	855,234	-18.54	2015	1,049,938	1596.62	2014	61,884	789.04	
		Other Total			4,401,447	-24.19		5,806,243	2242.37		247,879	1109.09		
		Research	Direct	<= 12	2016	419,638	88.63	2015	222,472	33.85	2014	166,211	61.24	
			Indirect	<= 12	2016	52,294	-43.76	2015	92,986	465.88	2014	16,432	211.06	
		Research Total			471,932	49.60		315,458	72.72		182,643	61.16		
		Training	Direct	<= 12	2016	0			2015	0		2014	95,023	
			Indirect	<= 12	2016	0			2015	0		2014	0	
		Training Total				0			0			95,023		
		736544- SOM: Peds: BMT Total					4,873,379	-20.39		6,121,701	1064.83		525,545	522.22
	736545- SOM: Peds: Survivor	Other	Direct	<= 12	2016	52,662			2015	0		2014	0	
			Indirect	<= 12	2016	8,218			2015	0		2014	0	
		Other Total			60,880			0			0			
		Research	Direct	<= 12	2016	199,980			2015	0		2014	0	
			Indirect	<= 12	2016	69,228			2015	0		2014	0	
Research Total			269,208			0			0					
736545- SOM: Peds: Survivor Total					330,088			0		0				
736546- SOM: Peds: HemThrom	Other	Direct	<= 12	2016	2,825,907	32.85	2015	2,127,171	-3.17	2014	2,196,818	14.84		
		Indirect	<= 12	2016	435,449	41.99	2015	306,671	4.70	2014	292,895	23.35		
	Other Total			3,261,356	34.00		2,433,842	-2.24		2,489,713	15.88			
	Research	Direct	<= 12	2016	3,951,445	-9.93	2015	4,386,881	15.15	2014	3,809,756	2.61		
		Indirect	<= 12	2016	1,750,427	-5.05	2015	1,843,552	23.17	2014	1,496,728	9.06		
	Research Total			5,701,872	-8.48		6,230,433	17.41		5,306,484	4.46			
	Training	Direct	<= 12	2016	214,732	5.47	2015	203,593	119.88	2014	92,593	62.68		
		Indirect	<= 12	2016	0	-100.00	2015	7,407	0.00	2014	7,407	-50.00		
	Training Total			214,732	1.77		211,000	111.00		100,000	56.38			
	736546- SOM: Peds: HemThrom Total					9,177,960	3.41		8,875,274	12.40		7,896,197	7.90	
736547- SOM: Peds: Sickle Cell	Other	Direct	<= 12	2016	299,173			2015	0		2014	0		
		Indirect	<= 12	2016	70,005			2015	0		2014	0		
	Other Total			369,178			0			0				
	Research	Direct	<= 12	2016	1,180,786			2015	0		2014	0		
		Indirect	<= 12	2016	415,653			2015	0		2014	0		
Research Total			1,596,439			0			0					
736547- SOM: Peds: Sickle Cell Total					1,965,617			0		0				
736548- SOM: Peds: Hematology	Other	Direct	<= 12	2016	295,730	-17.28	2015	357,512	-53.08	2014	761,960	-35.18		
		Indirect	<= 12	2016	106,492	11.21	2015	95,759	104.92	2014	46,729	58.07		
	Other Total			402,222	-11.26		453,271	-43.95		808,689	-27.61			
	Research	Direct	<= 12	2016	3,668,303	-24.68	2015	4,870,513	76.12	2014	2,765,500	25.72		
		Indirect	<= 12	2016	1,242,889	-25.78	2015	1,674,678	184.31	2014	589,024	79.27		
	Research Total			4,911,192	-24.96		6,545,191	95.12		3,354,524	35.08			
	Training	Direct	<= 12	2016	0			2015	192,035		2014	0		
		Indirect	<= 12	2016	0			2015	0		2014	0		

Emory University Proposal Statistics

Fiscal Year : 2016
Period : 12

Operating Unit	Department	Purpose Type	Direct/Indirect	FTYD Period	CFY	CFYTD (\$)	Variance (%)	PFY	PFYTD (\$)	Variance (%)	2YPFY	2YPFYTD (\$)	3 Year Average (%)
20000- School of Medicine	736548- SOM: Peds: Hematology	Training Total				0			192,035			0	
	736548- SOM: Peds: Hematology Total					5,313,413	-26.11		7,190,497	72.72		4,163,213	23.31
	736549- SOM: Peds: Gene Therapy	Research	Direct	<= 12	2016	48,860		2015	0		2014	0	
		Research	Indirect	<= 12	2016	27,362		2015	0		2014	0	
		Research Total				76,222			0			0	
		Training	Direct	<= 12	2016	83,442		2015	0		2014	0	
		Training	Indirect	<= 12	2016	0		2015	0		2014	0	
		Training Total				83,442			0			0	
		736549- SOM: Peds: Gene Therapy Total				159,664			0			0	
	736550- SOM: Peds: ENT	Other	Direct	<= 12	2016	66,372		2015	0		2014	0	
		Other	Indirect	<= 12	2016	19,510		2015	0		2014	0	
		Other Total				85,882			0			0	
		Research	Direct	<= 12	2016	250,000	-23.08	2015	325,000		2014	0	
		Research	Indirect	<= 12	2016	140,000	0.00	2015	140,000		2014	0	
		Research Total				390,000	-16.13		465,000			0	
		736550- SOM: Peds: ENT Total				475,882	2.34		465,000			0	
	737000- SOM: Psych: Admin	Other	Direct	<= 12	2016	3,477,850	-18.29	2015	4,256,566	56.04	2014	2,727,908	18.87
		Other	Indirect	<= 12	2016	422,551	-46.90	2015	795,695	113.50	2014	372,699	33.30
		Other Total				3,900,401	-22.80		5,052,261	62.94		3,100,607	20.07
		Research	Direct	<= 12	2016	10,502,917	-32.45	2015	15,549,166	10.09	2014	14,123,692	-11.18
		Research	Indirect	<= 12	2016	4,709,763	-25.24	2015	6,300,006	12.20	2014	5,614,886	-6.52
		Research Total				15,212,680	-30.37		21,849,172	10.69		19,738,578	-9.84
		Training	Direct	<= 12	2016	702,258	12.93	2015	621,858	9.32	2014	568,848	11.12
		Training	Indirect	<= 12	2016	37,218	50.32	2015	24,760	-34.49	2014	37,794	7.91
		Training Total				739,476	14.36		646,618	6.59		606,642	10.48
		737000- SOM: Psych: Admin Total				19,852,556	-27.93		27,548,052	17.50		23,445,827	-5.22
	737005- SOM: Psych: Autism Center	Other	Direct	<= 12	2016	73,192	-87.78	2015	598,997		2014	0	
		Other	Indirect	<= 12	2016	4,392	-92.26	2015	56,780		2014	0	
		Other Total				77,584	-88.17		655,777			0	
		Research	Direct	<= 12	2016	9,632	-2.97	2015	9,927	-96.44	2014	278,854	-49.71
	Research	Indirect	<= 12	2016	0		2015	0	-100.00	2014	112,641		
	Research Total				9,632	-2.97		9,927	-97.46		391,495	-50.22	
	Training	Direct	<= 12	2016	0		2015	0		2014	22,727		
	Training	Indirect	<= 12	2016	0		2015	0		2014	2,273		
	Training Total				0			0			25,000		
	737005- SOM: Psych: Autism Center Total				87,216	-86.90		665,704	59.83		416,495	-13.53	
737500- SOM: Rad Onc: Admin	Other	Direct	<= 12	2016	586,019	649.54	2015	78,184	-89.76	2014	763,644	279.89	
	Other	Indirect	<= 12	2016	184,214	530.14	2015	29,234	-88.43	2014	252,735	220.85	
	Other Total				770,233	617.04		107,418	-89.43		1,016,379	263.81	
	Research	Direct	<= 12	2016	9,500,043	4.43	2015	9,097,439	28.33	2014	7,089,125	16.38	
	Research	Indirect	<= 12	2016	4,611,053	-1.79	2015	4,695,309	39.75	2014	3,359,763	18.98	
	Research Total				14,111,096	2.31		13,792,748	32.00		10,448,888	17.16	
	Training	Direct	<= 12	2016	458,363	178.21	2015	164,755	-33.35	2014	247,182	72.43	
	Training	Indirect	<= 12	2016	0		2015	0	-100.00	2014	6,818		
	Training Total				458,363	178.21		164,755	-35.14		254,000	71.54	
	737500- SOM: Rad Onc: Admin Total				15,339,692	9.06		14,064,921	20.02		11,719,266	14.54	
738000- SOM: Rad: Admin	Other	Direct	<= 12	2016	0		2015	0		2014	2,050		
	Other	Indirect	<= 12	2016	0		2015	0		2014	533		
	Other Total				0			0			2,583		
	738000- SOM: Rad: Admin Total				0			0			2,583		
738002- SOM: Rad: Abdominal Radiology	Research	Direct	<= 12	2016	395,034	-1.58	2015	401,390	-49.09	2014	788,389	-25.34	
	Research	Indirect	<= 12	2016	132,203	1,373.18	2015	8,974	-95.22	2014	187,750	638.98	
	Research Total				527,237	28.48		410,364	-57.96		976,139	-14.74	
	Training	Direct	<= 12	2016	48,600	1,520.00	2015	3,000		2014	0		
	Training	Indirect	<= 12	2016	0		2015	0		2014	0		

Emory University Proposal Statistics

Fiscal Year : 2016
Period : 12

Operating Unit	Department	Purpose Type	Direct/Indirect	FTYD Period	CFY	CFYTD (\$)	Variance (%)	PFY	PFYTD (\$)	Variance (%)	2YPFY	2YPFYTD (\$)	3 Year Average (%)
20000- School of Medicine	738002- SOM: Rad: Abdominal Radiology	Training Total				48,600	1,520.00		3,000			0	
	738002- SOM: Rad: Abdominal Radiology Total					575,837	39.31		413,364	-57.65		976,139	-9.17
	738004- SOM: Rad: Breast Imaging	Other	Direct	<= 12	2016	0		2015	298,408	3658.76	2014	7,939	
			Indirect	<= 12	2016	0		2015	89,522	3658.27	2014	2,382	
		Other Total				0			387,930	3658.64		10,321	
		Training	Direct	<= 12	2016	0		2015	3,000		2014	0	
			Indirect	<= 12	2016	0		2015	0		2014	0	
		Training Total				0			3,000			0	
		738004- SOM: Rad: Breast Imaging Total				0			390,930	3687.71		10,321	
	738006- SOM: Rad: Community Radiology	Research	Direct	<= 12	2016	210,000	600.00	2015	30,000	0.00	2014	30,000	300.00
			Indirect	<= 12	2016	0		2015	0		2014	0	
		Research Total				210,000	600.00		30,000	0.00		30,000	300.00
		738006- SOM: Rad: Community Radiology Total				210,000	600.00		30,000	0.00		30,000	300.00
	738008- SOM: Rad: Musculoskeletal	Research	Direct	<= 12	2016	0		2015	324,524	14.41	2014	283,639	
			Indirect	<= 12	2016	0		2015	155,749	8.46	2014	143,603	
		Research Total				0			480,273	12.41		427,242	
		Training	Direct	<= 12	2016	10,000		2015	0		2014	0	
			Indirect	<= 12	2016	0		2015	0		2014	0	
		Training Total				10,000			0			0	
		738008- SOM: Rad: Musculoskeletal Total				10,000	-97.92		480,273	12.41		427,242	-42.75
	738010- SOM: Rad: Neuroradiology	Other	Direct	<= 12	2016	35,000		2015	0		2014	0	
			Indirect	<= 12	2016	0		2015	0		2014	0	
		Other Total				35,000			0			0	
		Research	Direct	<= 12	2016	240,095	-59.03	2015	585,979	804.18	2014	64,808	372.58
			Indirect	<= 12	2016	13,000	-85.31	2015	88,525		2014	0	
		Research Total				253,095	-62.48		674,504	940.77		64,808	439.15
		738010- SOM: Rad: Neuroradiology Total				288,095	-57.29		674,504	940.77		64,808	441.74
	738012- SOM: Rad: Nuclear Medicine	Other	Direct	<= 12	2016	0		2015	155,603		2014	0	
			Indirect	<= 12	2016	0		2015	60,685		2014	0	
		Other Total				0			216,288			0	
	Research	Direct	<= 12	2016	268,832	99.13	2015	135,003	87.85	2014	71,866	93.49	
		Indirect	<= 12	2016	141,482	742.05	2015	16,802	-35.98	2014	26,244	353.04	
	Research Total				410,314	170.29		151,805	54.73		98,110	112.51	
	Training	Direct	<= 12	2016	0		2015	20,057		2014	0		
		Indirect	<= 12	2016	0		2015	0		2014	0		
	Training Total				0			20,057			0		
	738012- SOM: Rad: Nuclear Medicine Total				410,314	5.71		388,150	295.63		98,110	150.67	
738014- SOM: Rad: Cardio Thoracic	Other	Direct	<= 12	2016	0		2015	1	-99.99	2014	8,993		
		Indirect	<= 12	2016	0		2015	0	-100.00	2014	3,507		
	Other Total				0			1	-99.99		12,500		
	Research	Direct	<= 12	2016	12,820	100.00	2015	6,410		2014	0		
		Indirect	<= 12	2016	7,180	100.00	2015	3,590		2014	0		
	Research Total				20,000	100.00		10,000			0		
	738014- SOM: Rad: Cardio Thoracic Total				20,000	99.98		10,001	-19.99		12,500	39.99	
738016- SOM: Rad: Interventional	Other	Direct	<= 12	2016	99,032	-45.37	2015	181,280		2014	0		
		Indirect	<= 12	2016	29,709	-45.37	2015	54,384		2014	0		
	Other Total				128,741	-45.37		235,664			0		
	Research	Direct	<= 12	2016	1,099,524		2015	0		2014	0		
		Indirect	<= 12	2016	179,956		2015	0		2014	0		
	Research Total				1,279,480			0			0		
	738016- SOM: Rad: Interventional Total				1,408,221	497.55		235,664			0		
738018- SOM: Rad: Pediatric	Research	Direct	<= 12	2016	0		2015	2,875	-71.25	2014	10,000		
		Indirect	<= 12	2016	0		2015	0		2014	0		

Emory University Proposal Statistics

Fiscal Year : 2016
Period : 12

Operating Unit	Department	Purpose Type	Direct/Indirect	FTYD Period	CFY	CFYTD (\$)	Variance (%)	PFY	PFYTD (\$)	Variance (%)	2YPFY	2YPFYTD (\$)	3 Year Average (%)	
20000- School of Medicine	738018- SOM: Rad: Pediatric	Research Total				0			2,875	-71.25		10,000		
	738018- SOM: Rad: Pediatric Total					0			2,875	-71.25		10,000		
	738022- SOM: Rad: Neurointerventional	Other	Direct	<= 12	2016		0		2015	0		2014	29,267	
			Indirect	<= 12	2016		0		2015	0		2014	8,499	
		Other Total					0			0			37,766	
	738022- SOM: Rad: Neurointerventional Total					0			0			37,766		
	738026- SOM: Rad: Rsch Labs - Gen	Other	Direct	<= 12	2016		10,000	-95.00	2015	200,000		2014	0	
			Indirect	<= 12	2016		0	-100.00	2015	76,730		2014	0	
		Other Total					10,000	-96.39		276,730			0	
		Research	Direct	<= 12	2016		2,114,783	45.74	2015	1,451,064	-7.68	2014	1,571,841	19.03
			Indirect	<= 12	2016		750,671	21.40	2015	618,349	3.55	2014	597,126	12.48
		Research Total					2,865,454	38.47		2,069,413	-4.59		2,168,967	16.94
		Training Total					159,622	10.30		144,718			0	
	738026- SOM: Rad: Rsch Labs - Gen Total					3,035,076	21.85		2,490,861	14.84		2,168,967	18.34	
	738028- SOM: Rad: Rsch Labs - Gen Adm	Other	Direct	<= 12	2016		7,194	-6.25	2015	7,674	-0.08	2014	7,680	-3.17
			Indirect	<= 12	2016		2,806	-6.25	2015	2,993	-0.07	2014	2,995	-3.16
		Other Total					10,000	-6.25		10,667	-0.07		10,675	-3.16
		Research	Direct	<= 12	2016		697,644	73.01	2015	403,232	52.16	2014	265,000	62.59
			Indirect	<= 12	2016		221,894	29.11	2015	171,861	22.76	2014	140,000	25.94
	Research Total					919,538	59.89		575,093	42.00		405,000	50.95	
	738028- SOM: Rad: Rsch Labs - Gen Adm Total					929,538	58.69		585,760	40.92		415,675	49.80	
	738030- SOM: Rad: Nuclear Cardiology	Research	Direct	<= 12	2016		775,000	-12.01	2015	880,773	-35.15	2014	1,358,095	-23.58
			Indirect	<= 12	2016		434,000	-4.50	2015	454,462	-39.13	2014	746,666	-21.82
		Research Total					1,209,000	-9.45		1,335,235	-36.56		2,104,761	-23.01
		Training	Direct	<= 12	2016		0		2015	32,500	-77.12	2014	142,044	
			Indirect	<= 12	2016		0		2015	0		2014	0	
	Training Total					0			32,500	-77.12		142,044		
	738030- SOM: Rad: Nuclear Cardiology Total					1,209,000	-11.61		1,367,735	-39.13		2,246,805	-25.37	
	738032- SOM: Rad: Radiopharm Disc Lab	Other	Direct	<= 12	2016		0		2015	0		2014	18,539	
			Indirect	<= 12	2016		0		2015	0		2014	0	
		Other Total					0			0			18,539	
		Research	Direct	<= 12	2016		618,599	-50.12	2015	1,240,053	-24.87	2014	1,650,502	-37.49
		Indirect	<= 12	2016		221,335	-68.13	2015	694,430	-24.87	2014	924,281	-46.50	
Research Total					839,934	-56.58		1,934,483	-24.87		2,574,783	-40.72		
738032- SOM: Rad: Radiopharm Disc Lab Total					839,934	-56.58		1,934,483	-25.41		2,593,322	-40.99		
738034- SOM: Rad: Med Phys & Quad Img	Other	Direct	<= 12	2016		0		2015	0		2014	6,910		
		Indirect	<= 12	2016		0		2015	0		2014	2,695		
	Other Total					0			0			9,605		
	Research	Direct	<= 12	2016		746,988	7.76	2015	693,182	-26.36	2014	941,328	-9.30	
		Indirect	<= 12	2016		355,313	44.18	2015	246,438	-47.18	2014	466,588	-1.50	
Research Total					1,102,301	17.31		939,620	-33.26		1,407,916	-7.97		
738034- SOM: Rad: Med Phys & Quad Img Total					1,102,301	17.31		939,620	-33.71		1,417,521	-8.20		
738036- SOM: Rad: Radiogand & Expert	Research	Direct	<= 12	2016		246,868	-17.54	2015	299,368	-13.65	2014	346,680	-15.59	
		Indirect	<= 12	2016		138,246	0.00	2015	138,246	-4.86	2014	145,307	-2.43	
	Research Total					385,114	-12.00		437,614	-11.05		491,987	-11.52	
738036- SOM: Rad: Radiogand & Expert Total					385,114	-12.00		437,614	-11.05		491,987	-11.52		
738038- SOM: Rad: MR Research Lab	Other	Direct	<= 12	2016		25,000		2015	0		2014	21,223		
		Indirect	<= 12	2016		9,750		2015	0		2014	8,277		
	Other Total					34,750			0			29,500		
	Research	Direct	<= 12	2016		2,156,814	-28.97	2015	3,036,450	113.89	2014	1,419,614	42.46	
		Indirect	<= 12	2016		1,076,158	-23.02	2015	1,397,914	89.38	2014	738,152	33.18	
Research Total					3,232,972	-27.09		4,434,364	105.51		2,157,766	39.21		

Emory University Proposal Statistics

Fiscal Year : 2016
Period : 12

Operating Unit	Department	Purpose Type	Direct/Indirect	FTYD Period	CFY	CFYTD (\$)	Variance (%)	PFY	PFYTD (\$)	Variance (%)	2YPFY	2YPFYTD (\$)	3 Year Average (%)	
20000- School of Medicine	738038- SOM: Rad: MR Research Lab	Total												
		Training	Direct	<= 12	2016	296,892		2015	0		2014	0		
			Indirect	<= 12	2016	19,863		2015	0		2014	0		
		Training Total				316,755			0			0		
		738038- SOM: Rad: MR Research Lab Total				3,584,477	-19.17		4,434,364	102.74		2,187,266	41.78	
	738040- SOM: Rad: Physics & Comp Lab	Other	Direct	<= 12	2016	2,000,000		2015	0		2014	310,169		
			Indirect	<= 12	2016	0		2015	0		2014	117,845		
			Other Total				2,000,000			0		428,014		
		Research	Direct	<= 12	2016	1,474,088	45.30	2015	1,014,516	132.82	2014	435,743	89.06	
			Indirect	<= 12	2016	660,715	33.90	2015	493,442	123.66	2014	220,625	78.78	
			Research Total				2,134,803	41.57		1,507,958	129.74		656,368	85.66
		Training	Direct	<= 12	2016	0		2015	75,000	-24.15	2014	98,877		
	Indirect		<= 12	2016	0		2015	0		2014	0			
		Training Total				0		75,000	-24.15		98,877			
		738040- SOM: Rad: Physics & Comp Lab Total				4,134,803	161.21		1,582,958	33.78		1,183,259	97.49	
	738044- SOM: Rad: Emergency Radiology	Research	Direct	<= 12	2016	0		2015	0		2014	85,000		
			Indirect	<= 12	2016	0		2015	0		2014	15,003		
			Research Total				0		0			100,003		
		738044- SOM: Rad: Emergency Radiology Total				0		0			100,003			
	738046- SOM: Rad: Imaging Informatics	Research	Direct	<= 12	2016	32,692	-34.62	2015	50,000		2014	0		
			Indirect	<= 12	2016	18,308		2015	0		2014	0		
			Research Total				51,000	2.00		50,000		0		
		738046- SOM: Rad: Imaging Informatics Total				51,000	2.00		50,000		0			
	738500- SOM: Rehab: Admin	Other	Direct	<= 12	2016	9,609	-85.36	2015	65,620	-85.57	2014	454,706	-85.46	
			Indirect	<= 12	2016	3,748	-85.35	2015	25,591	-85.27	2014	173,726	-85.31	
			Other Total				13,357	-85.36		91,211	-85.49		628,432	-85.42
		Research	Direct	<= 12	2016	1,805,961	195.15	2015	611,882	10.13	2014	555,603	102.64	
			Indirect	<= 12	2016	528,874	314.81	2015	127,498	57.78	2014	80,808	186.29	
		Research Total				2,334,835	215.78		739,380	16.18		636,411	115.98	
		738500- SOM: Rehab: Admin Total				2,348,192	182.71		830,591	-34.33		1,264,843	74.19	
	738505- SOM: Rehab: DPT Program	Other	Direct	<= 12	2016	68,614	-83.46	2015	414,886		2014	0		
			Indirect	<= 12	2016	5,490	-93.89	2015	89,856		2014	0		
			Other Total				74,104	-85.32		504,742		0		
Research		Direct	<= 12	2016	468,508	-33.84	2015	708,094	-54.21	2014	1,546,469	-44.02		
		Indirect	<= 12	2016	133,239	-41.03	2015	225,957	-49.14	2014	444,277	-45.09		
		Research Total				601,747	-35.58		934,051	-53.08		1,990,746	-44.33	
Training		Direct	<= 12	2016	86,850	396.80	2015	17,482		2014	0			
	Indirect	<= 12	2016	0	-100.00	2015	9,615		2014	0				
	Training Total				86,850	220.52		27,097		0				
	738505- SOM: Rehab: DPT Program Total				762,701	-47.97		1,465,889	-26.36		1,990,746	-37.17		
739005- SOM: Surgery: General	Other	Direct	<= 12	2016	1,157,004	-23.66	2015	1,515,558	-39.54	2014	2,506,744	-31.60		
		Indirect	<= 12	2016	419,163	-20.71	2015	528,668	-20.65	2014	666,226	-20.68		
		Other Total				1,576,167	-22.90		2,044,226	-35.57		3,172,970	-29.24	
	Research	Direct	<= 12	2016	1,454,844	-19.22	2015	1,801,014	-21.53	2014	2,295,053	-20.37		
		Indirect	<= 12	2016	405,174	-26.29	2015	549,700	-8.60	2014	601,408	-17.44		
		Research Total				1,860,018	-20.87		2,350,714	-18.84		2,896,461	-19.86	
	Training	Direct	<= 12	2016	156,012	-78.41	2015	722,692	71.45	2014	421,512	-3.48		
Indirect		<= 12	2016	0	-100.00	2015	43,498	133.58	2014	18,622	16.79			
	Training Total				156,012	-79.64		766,190	74.08		440,134	-2.78		
	739005- SOM: Surgery: General Total				3,592,197	-30.40		5,161,130	-20.71		6,509,565	-25.56		
739010- SOM: Surgery: Vascular	Other	Direct	<= 12	2016	323,508	103.96	2015	158,612	22.95	2014	129,000	63.46		
		Indirect	<= 12	2016	95,552	100.81	2015	47,583	22.95	2014	38,700	61.88		
		Other Total				419,060	103.24		206,195	22.95		167,700	63.09	
	Research	Direct	<= 12	2016	1,405,171	156.41	2015	548,021	31.81	2014	415,780	94.11		
Indirect		<= 12	2016	387,913	157.58	2015	150,599	378.21	2014	31,492	267.90			

Emory University Proposal Statistics

Fiscal Year : 2016
Period : 12

Operating Unit	Department	Purpose Type	Direct/Indirect	FTYD Period	CFY	CFYTD (\$)	Variance (%)	PFY	PFYTD (\$)	Variance (%)	2YPFY	2YPFYTD (\$)	3 Year Average (%)	
20000- School of Medicine	739010- SOM: Surgery: Vascular	Research Total				1,793,084	156.66		698,620	56.20		447,272	106.43	
		Training	Direct	<= 12	2016	30,000			2015	0		2014	40,000	
			Indirect	<= 12	2016	0			2015	0		2014	0	
		Training Total				30,000			0			40,000		
		739010- SOM: Surgery: Vascular Total				2,242,144	147.80		904,815	38.15		654,972	92.97	
	739015- SOM: Surgery: Oncology	Research	Direct	<= 12	2016	1,002,543	-31.05	2015	1,454,114	25.98	2014	1,154,258	-2.54	
			Indirect	<= 12	2016	491,758	-17.42	2015	595,466	5.14	2014	566,353	-6.14	
		Research Total			1,494,301	-27.09		2,049,580	19.12		1,720,611	-3.99		
		Training	Direct	<= 12	2016	53,282	-55.56	2015	119,894	-50.68	2014	243,111	-53.12	
			Indirect	<= 12	2016	0		2015	0		2014	0		
			Training Total			53,282	-55.56		119,894	-50.68		243,111	-53.12	
		739015- SOM: Surgery: Oncology Total				1,547,583	-28.67		2,169,474	10.48		1,963,722	-9.09	
	739020- SOM: Surgery: Thoracic	Other	Direct	<= 12	2016	5,143,545	211.58	2015	1,650,776	-44.57	2014	2,977,923	83.51	
			Indirect	<= 12	2016	1,543,063	211.18	2015	495,875	-47.03	2014	936,070	82.08	
		Other Total			6,686,608	211.49		2,146,651	-45.15		3,913,993	83.17		
		Research	Direct	<= 12	2016	2,651,513	148.32	2015	1,067,796	-65.76	2014	3,118,340	41.28	
			Indirect	<= 12	2016	1,170,982	199.83	2015	390,548	-71.01	2014	1,347,240	64.41	
		Research Total			3,822,495	162.11		1,458,344	-67.34		4,465,580	47.38		
		Training	Direct	<= 12	2016	56,150	1.02	2015	55,582	22.52	2014	45,364	11.77	
			Indirect	<= 12	2016	0		2015	0		2014	0		
		Training Total			56,150	1.02		55,582	22.52		45,364	11.77		
		739020- SOM: Surgery: Thoracic Total				10,565,253	188.62		3,660,578	-56.55		8,424,938	66.04	
	739025- SOM: Surgery: Plastic	Other	Direct	<= 12	2016	0		2015	8,289		2014	0		
			Indirect	<= 12	2016	0		2015	2,487		2014	0		
		Other Total			0			10,776			0			
		Research	Direct	<= 12	2016	0		2015	0		2014	31,524		
			Indirect	<= 12	2016	0		2015	0		2014	0		
		Research Total			0		0			31,524				
		739025- SOM: Surgery: Plastic Total				0		10,776	-65.82		31,524			
739030- SOM: Surgery: Oral Surgery	Other	Direct	<= 12	2016	0		2015	78,194		2014	0			
		Indirect	<= 12	2016	0		2015	27,407		2014	0			
	Other Total			0			105,601			0				
	739030- SOM: Surgery: Oral Surgery Total				0		105,601			0				
739035- SOM: Surgery: Transplant	Other	Direct	<= 12	2016	1,030,681	-37.68	2015	1,653,762	-67.69	2014	5,117,803	-52.68		
		Indirect	<= 12	2016	313,871	-37.21	2015	499,850	-60.07	2014	1,251,749	-48.64		
	Other Total			1,344,552	-37.57		2,153,612	-66.19		6,369,552	-51.88			
	Research	Direct	<= 12	2016	8,778,357	-1.18	2015	8,883,330	45.65	2014	6,099,250	22.23		
		Indirect	<= 12	2016	2,508,942	-21.40	2015	3,192,080	39.57	2014	2,287,144	9.08		
	Research Total			11,287,299	-6.53		12,075,410	43.99		8,386,394	18.73			
	Training	Direct	<= 12	2016	421,961	-27.44	2015	581,527	25.56	2014	463,157	-0.94		
Indirect		<= 12	2016	12,138	4.36	2015	11,631	-4.84	2014	12,222	-0.24			
	Training Total			434,099	-26.82		593,158	24.78		475,379	-1.02			
	739035- SOM: Surgery: Transplant Total				13,065,950	-11.85		14,822,180	-2.69		15,231,325	-7.27		
739040- SOM: Surgery: Pediatrics	Other	Direct	<= 12	2016	0		2015	34,140		2014	0			
		Indirect	<= 12	2016	0		2015	10,242		2014	0			
	Other Total			0			44,382			0				
	Research	Direct	<= 12	2016	261,193	6.14	2015	246,089		2014	0			
		Indirect	<= 12	2016	146,269	18.14	2015	123,810		2014	0			
	Research Total			407,462	10.15		369,899			0				
	739040- SOM: Surgery: Pediatrics Total				407,462	-1.65		414,281			0			
739045- SOM: Surgery: Grady Surgery	Other	Direct	<= 12	2016	765,093	25.00	2015	612,096	-12.40	2014	698,701	6.30		
		Indirect	<= 12	2016	93,165	-12.85	2015	106,900	-9.94	2014	118,703	-11.40		
	Other Total			858,258	19.37		718,996	-12.04		817,404	3.66			

Emory University Proposal Statistics

Fiscal Year : 2016
Period : 12

Operating Unit	Department	Purpose Type	Direct/Indirect	FTYD Period	CFY	CFYTD (\$)	Variance (%)	PFY	PFYTD (\$)	Variance (%)	2YPFY	2YPFYTD (\$)	3 Year Average (%)	
20000- School of Medicine	739045- SOM: Surgery: Grady Surgery	Research	Direct	<= 12	2016	0		2015	0		2014	210,814		
			Indirect	<= 12	2016	0		2015	0		2014	76,281		
		Research Total				0			0			287,095		
	739045- SOM: Surgery: Grady Surgery Total						858,258	19.37		718,996	-34.90	1,104,499	-7.77	
	739050- SOM: Surgery: Carlos Center	Research	Direct	<= 12	2016	173,417		2015	0		2014	0		
			Indirect	<= 12	2016	76,583		2015	0		2014	0		
		Research Total				250,000			0			0		
	739050- SOM: Surgery: Carlos Center Total						250,000			0		0		
	739500- SOM: Urology: Admin	Other	Direct	<= 12	2016	442,748	27.53	2015	347,172	-23.10	2014	451,475	2.21	
			Indirect	<= 12	2016	132,824	24.43	2015	106,742	-21.75	2014	136,414	1.34	
		Other Total				575,572	26.80		453,914	-22.79		587,889	2.01	
		Research	Direct	<= 12	2016	1,273,922	-51.52	2015	2,627,490	62.08	2014	1,621,084	5.28	
			Indirect	<= 12	2016	618,960	-31.81	2015	907,700	24.05	2014	731,741	-3.88	
		Research Total				1,892,882	-46.46		3,535,190	50.25		2,352,825	1.90	
		Training	Direct	<= 12	2016	40,000		2015	0		2014	10,301		
Indirect			<= 12	2016	0		2015	0		2014	824			
Training Total				40,000			0			11,125				
739500- SOM: Urology: Admin Total						2,508,454	-37.12		3,989,105	35.14	2,951,839	-0.99		
20000- School of Medicine Total						677,323,094	6.32		637,082,694	9.37	582,498,930	7.84		
22000- School of Public Health	810000- SPH: Dean's Office	Training	Direct	<= 12	2016	0		2015	322,264		2014	0		
			Indirect	<= 12	2016	0		2015	25,781		2014	0		
		Training Total				0		348,045			0			
	810000- SPH: Dean's Office Total						0			348,045		0		
	810002- SPH: Business Services	Other	Direct	<= 12	2016	7,936		2015	0		2014	0		
			Indirect	<= 12	2016	2,063		2015	0		2014	0		
		Other Total				9,999			0			0		
	810002- SPH: Business Services Total						9,999			0		0		
	811000- SPH: Behavrl Sciences & Health	Other	Direct	<= 12	2016	1,184,491	-73.35	2015	4,445,297	135.30	2014	1,889,182	30.97	
			Indirect	<= 12	2016	321,040	-73.87	2015	1,228,535	96.46	2014	625,349	11.29	
		Other Total				1,505,531	-73.47		5,673,832	125.64		2,514,531	26.09	
		Research	Direct	<= 12	2016	11,632,333	-12.95	2015	13,362,380	-8.51	2014	14,605,949	-10.73	
			Indirect	<= 12	2016	4,356,114	-13.12	2015	5,013,900	-13.57	2014	5,801,203	-13.35	
		Research Total				15,988,447	-12.99		18,376,280	-9.95		20,407,152	-11.47	
	Training	Direct	<= 12	2016	1,349,830	29.22	2015	1,044,575	-29.85	2014	1,489,061	-0.31		
Indirect		<= 12	2016	74,169	44.34	2015	51,385	-25.08	2014	68,585	9.63			
Training Total				1,423,999	29.93		1,095,960	-29.64		1,557,646	0.15			
811000- SPH: Behavrl Sciences & Health Total						18,917,976	-24.77		25,146,072	2.72	24,479,328	-11.02		
812000- SPH: Biostatistics	Other	Direct	<= 12	2016	46,175	-5.93	2015	49,084	75.30	2014	28,000	34.69		
		Indirect	<= 12	2016	4,546		2015	0		2014	0			
	Other Total				50,721	3.34		49,084	75.30		28,000	39.32		
	Research	Direct	<= 12	2016	6,836,934	6.61	2015	6,413,166	19.14	2014	5,382,661	12.88		
		Indirect	<= 12	2016	2,969,045	3.87	2015	2,858,441	9.22	2014	2,617,110	6.55		
	Research Total				9,805,979	5.76		9,271,607	15.90		7,999,771	10.83		
	Training	Direct	<= 12	2016	341,755	-65.13	2015	980,071	17.57	2014	833,580	-23.78		
		Indirect	<= 12	2016	10,982	-78.61	2015	51,344	39.73	2014	36,745	-19.44		
	Training Total				352,737	-65.80		1,031,415	18.51		870,325	-23.65		
812000- SPH: Biostatistics Total						10,209,437	-1.38		10,352,106	16.34	8,898,096	7.48		
813000- SPH: Environmental Health	Other	Direct	<= 12	2016	257,179	56.38	2015	164,454	-70.74	2014	562,119	-7.18		
		Indirect	<= 12	2016	26,276	-23.28	2015	34,248	1062.53	2014	2,946	519.62		
	Other Total				283,455	42.65		198,702	-64.84		565,065	-11.09		
	Research	Direct	<= 12	2016	15,790,524	58.23	2015	9,979,587	6.10	2014	9,406,249	32.16		
		Indirect	<= 12	2016	5,040,557	42.91	2015	3,527,124	10.10	2014	3,203,686	26.50		
	Research Total				20,831,081	54.23		13,506,711	7.11		12,609,935	30.67		
Training	Direct	<= 12	2016	1,203,789	35.43	2015	888,846	164.29	2014	336,320	99.86			

Emory University Proposal Statistics

Fiscal Year : 2016
Period : 12

Operating Unit	Department	Purpose Type	Direct/Indirect	FTYD Period	CFY	CFYTD (\$)	Variance (%)	PFY	PFYTD (\$)	Variance (%)	2YPFY	2YPFYTD (\$)	3 Year Average (%)
22000- School of Public Health	813000- SPH: Environmental Health	Training	Indirect	<= 12	2016	40,506	-4.29	2015	42,320	355.10	2014	9,299	175.41
		Training Total				1,244,295	33.63		931,166	169.42		345,619	101.52
		813000- SPH: Environmental Health Total				22,358,831	52.76		14,636,579	8.25		13,520,619	30.51
	814000- SPH: Epidemiology	Other	Direct	<= 12	2016	3,976,399	34.87	2015	2,948,406	23.47	2014	2,387,936	29.17
			Indirect	<= 12	2016	1,160,572	140.93	2015	481,715	-2.93	2014	496,278	69.00
		Other Total				5,136,971	49.76		3,430,121	18.93		2,884,214	34.34
		Research	Direct	<= 12	2016	24,983,568	0.07	2015	24,966,712	-3.22	2014	25,797,136	-1.58
			Indirect	<= 12	2016	10,540,022	6.43	2015	9,903,669	3.58	2014	9,561,174	5.00
		Research Total				35,523,590	1.87		34,870,381	-1.38		35,358,310	0.25
		Training	Direct	<= 12	2016	1,572,052	-28.94	2015	2,212,424	342.68	2014	499,780	156.87
			Indirect	<= 12	2016	39,833	-57.18	2015	93,035	464.50	2014	16,481	203.66
	Training Total				1,611,885	-30.08		2,305,459	346.57		516,261	158.24	
	814000- SPH: Epidemiology Total					42,272,445	4.10		40,605,961	4.77		38,758,785	4.43
	815000- SPH: Health Policy and Mngmnt	Other	Direct	<= 12	2016	329,034	1,308.54	2015	23,360	-68.82	2014	74,922	619.86
			Indirect	<= 12	2016	23,579	303.75	2015	5,840	-22.05	2014	7,492	140.85
		Other Total				352,613	1,107.58		29,200	-64.57		82,414	521.50
		Research	Direct	<= 12	2016	4,742,526	-17.76	2015	5,766,596	-5.88	2014	6,126,627	-11.82
			Indirect	<= 12	2016	1,706,499	-5.01	2015	1,796,418	-17.24	2014	2,170,627	-11.12
		Research Total				6,449,025	-14.73		7,563,014	-8.85		8,297,254	-11.79
		Training	Direct	<= 12	2016	0		2015	26,476		2014	0	
	Indirect		<= 12	2016	0		2015	2,118		2014	0		
	Training Total				0		28,594			0			
	815000- SPH: Health Policy and Mngmnt Total					6,801,638	-10.75		7,620,808	-9.06		8,379,668	-9.90
816000- SPH: Global Health	Other	Direct	<= 12	2016	2,392,875	-67.22	2015	7,300,812	418.64	2014	1,407,672	175.71	
		Indirect	<= 12	2016	588,426	-52.36	2015	1,235,110	183.80	2014	435,202	65.72	
	Other Total				2,981,301	-65.07		8,535,922	363.19		1,842,874	149.06	
	Research	Direct	<= 12	2016	19,977,337	4.75	2015	19,071,772	18.25	2014	16,128,824	11.50	
		Indirect	<= 12	2016	6,683,030	29.85	2015	5,146,635	12.10	2014	4,591,123	20.98	
	Research Total				26,660,367	10.08		24,218,407	16.88		20,719,947	13.48	
	Training	Direct	<= 12	2016	971,471	20.14	2015	808,639	-62.01	2014	2,128,296	-20.93	
		Indirect	<= 12	2016	52,644	12.49	2015	46,797	-85.56	2014	324,052	-36.53	
Training Total				1,024,115	19.72		855,436	-65.12		2,452,348	-22.70		
816000- SPH: Global Health Total					30,665,782	-8.76		33,609,764	34.36		25,015,170	12.80	
817000- SPH: Global Health Institute	Other	Direct	<= 12	2016	4,328,524	-79.92	2015	21,561,493	2070.73	2014	993,284	995.40	
		Indirect	<= 12	2016	308,224	-72.61	2015	1,125,204	205.24	2014	368,634	66.31	
	Other Total				4,636,748	-79.56		22,686,697	1565.79		1,361,918	743.11	
	Research	Direct	<= 12	2016	41,667	-99.90	2015	40,099,138	3484.00	2014	1,118,838	1692.05	
		Indirect	<= 12	2016	8,333	-98.88	2015	741,343	486.97	2014	126,301	194.04	
Research Total				50,000	-99.88		40,840,481	3179.99		1,245,139	1540.06		
817000- SPH: Global Health Institute Total					4,686,748	-92.62		63,527,178	2336.74		2,607,057	1122.06	
22000- School of Public Health Total					135,922,857	-30.60		195,846,513	60.98		121,658,722	15.19	
24000- School of Nursing	801200- SON: Dean's Office	Research	Direct	<= 12	2016	0		2015	107,741	407.85	2014	21,215	
			Indirect	<= 12	2016	0		2015	59,258	398.80	2014	11,880	
		Research Total				0		166,999	404.60		33,095		
	801200- SON: Dean's Office Total					0		166,999	404.60		33,095		
	801215- SON: Office of the Dean	Research	Direct	<= 12	2016	1,827,435	44.11	2015	1,268,051	22.13	2014	1,038,292	33.12
			Indirect	<= 12	2016	806,365	31.77	2015	611,931	110.94	2014	290,102	71.36
		Research Total				2,633,800	40.10		1,879,982	41.52		1,328,394	40.81
	801215- SON: Office of the Dean Total					2,633,800	40.10		1,879,982	41.52		1,328,394	40.81
	801800- SON: Nursing Research	Other	Direct	<= 12	2016	41,218		2015	0		2014	139,154	
			Indirect	<= 12	2016	18,682		2015	0		2014	32,776	
Other Total					59,900		0		171,930				
Research		Direct	<= 12	2016	527,632	-24.87	2015	702,335	17.41	2014	598,202	-3.73	
		Indirect	<= 12	2016	192,629	-44.60	2015	347,728	25.75	2014	276,513	-9.42	
Research Total				720,261	-31.41		1,050,063	20.05		874,715	-5.68		

Emory University Proposal Statistics

Fiscal Year : 2016
Period : 12

Operating Unit	Department	Purpose Type	Direct/Indirect	FTYD Period	CFY	CFYTD (\$)	Variance (%)	PFY	PFYTD (\$)	Variance (%)	2YPFY	2YPFYTD (\$)	3 Year Average (%)	
24000- School of Nursing	801800- SON: Nursing Research	Total												
	801800- SON: Nursing Research Total					780,161	-25.70		1,050,063	0.33		1,046,645	-12.69	
	801900- SON: Education	Research	Direct	<= 12	2016		0		2015	0		2014	702,865	
			Indirect	<= 12	2016		0		2015	0		2014	359,436	
		Research Total					0			0			1,062,301	
	801900- SON: Education Total					0			0			1,062,301		
	803100- SON: Adult & Elder Hlth Dept	Other	Direct	<= 12	2016		0		2015	0		2014	8,500	
			Indirect	<= 12	2016		0		2015	0		2014	0	
		Other Total					0			0			8,500	
		Research	Direct	<= 12	2016		0		2015	0		2014	4,293	
			Indirect	<= 12	2016		0		2015	0		2014	429	
	Research Total					0			0			4,722		
	803100- SON: Adult & Elder Hlth Dept Total					0			0			13,222		
	803200- SON: Family & Community Hlth	Research	Direct	<= 12	2016		0		2015	71,299		2014	0	
			Indirect	<= 12	2016		0		2015	0		2014	0	
		Research Total					0			71,299			0	
	803200- SON: Family & Community Hlth Total					0			71,299			0		
	803300- SON: Academic Advancement	Other	Direct	<= 12	2016		12,952,263	2,083.63	2015	593,152	8.04	2014	549,010	1045.84
			Indirect	<= 12	2016		967,853	4,186.14	2015	22,581	-83.98	2014	140,935	2051.08
		Other Total					13,920,116	2,160.74		615,733	-10.76		689,945	1074.99
		Research	Direct	<= 12	2016		13,708,483	42.65	2015	9,609,819	-12.57	2014	10,991,241	15.04
			Indirect	<= 12	2016		4,585,816	17.33	2015	3,908,487	58.79	2014	2,461,420	38.06
		Research Total					18,294,299	35.33		13,518,306	0.49		13,452,661	17.91
Training		Direct	<= 12	2016		2,147,123	-16.59	2015	2,574,195	61.24	2014	1,596,525	22.32	
	Indirect	<= 12	2016		97,095	-60.38	2015	245,084	482.52	2014	42,073	211.07		
Training Total					2,244,218	-20.40		2,819,279	72.05		1,638,598	25.83		
803300- SON: Academic Advancement Total					34,458,633	103.26		16,953,318	7.43		15,781,204	55.34		
805100- SON: Graduation	Training	Direct	<= 12	2016		0		2015	78,731		2014	0		
		Indirect	<= 12	2016		0		2015	0		2014	0		
	Training Total					0			78,731			0		
805100- SON: Graduation Total					0			78,731			0			
24000- School of Nursing Total					37,872,594	87.48		20,200,392	4.86		19,264,861	46.17		
28000- Yerkes Primate Center	820000- YRK: Director's Office	Other	Direct	<= 12	2016			2015	7,286,531	-6.82	2014	7,820,028		
			Indirect	<= 12	2016			2015	2,947,063	-0.69	2014	2,967,564		
		Other Total					0		10,233,594	-5.14		10,787,592		
	Research	Direct	<= 12	2016		1,242,350	-85.07	2015	8,323,255	18835.85	2014	43,955	9375.39	
		Indirect	<= 12	2016		0	-100.00	2015	3,250,469	16333.11	2014	19,780	8116.55	
	Research Total				1,242,350	-89.27		11,573,724	18059.13		63,735	8984.93		
	820000- YRK: Director's Office Total					1,242,350	-94.30		21,807,318	100.96		10,851,327	3.33	
	820010- YRK: Business Fin & Resrch Adm	Other	Direct	<= 12	2016		0		2015	0		2014	12,000	
			Indirect	<= 12	2016		0		2015	0		2014	0	
		Other Total					0			0			12,000	
	820010- YRK: Business Fin & Resrch Adm Total					0			0			12,000		
	820030- YRK: Assoc Dir Animal Resrcs	Other	Direct	<= 12	2016		0		2015	0		2014	500,000	
			Indirect	<= 12	2016		0		2015	0		2014	0	
Other Total						0			0			500,000		
820030- YRK: Assoc Dir Animal Resrcs Total					0			0			500,000			
820400- YRK: Animal Resources	Research	Direct	<= 12	2016		7,481	-78.77	2015	35,235	-42.35	2014	61,123	-60.56	
		Indirect	<= 12	2016		0		2015	0		2014	0		
	Research Total					7,481	-78.77		35,235	-42.35		61,123	-60.56	
820400- YRK: Animal Resources Total					7,481	-78.77		35,235	-42.35		61,123	-60.56		
820414- YRK: Behavioral Management	Research	Direct	<= 12	2016		0		2015	757,958		2014	0		
		Indirect	<= 12	2016		0		2015	539,925		2014	0		

Emory University Proposal Statistics

Fiscal Year : 2016
Period : 12

Operating Unit	Department	Purpose Type	Direct/Indirect	FTYD Period	CFY	CFYTD (\$)	Variance (%)	PFY	PFYTD (\$)	Variance (%)	2YPFY	2YPFYTD (\$)	3 Year Average (%)
28000- Yerkes Primate Center	820414- YRK: Behavioral Management	Research Total				0			1,297,883			0	
	820414- YRK: Behavioral Management Total					0			1,297,883			0	
	820421- YRK: Vet Med Main Station	Research	Direct	<= 12	2016	16,001	-94.67	2015	300,000		2014	0	
			Indirect	<= 12	2016	3,200	-98.64	2015	235,500		2014	0	
		Research Total				19,201	-96.41		535,500			0	
	820421- YRK: Vet Med Main Station Total					19,201	-96.41		535,500			0	
	820520- YRK: Imaging Core	Research	Direct	<= 12	2016	0		2015	0		2014	28,011	
			Indirect	<= 12	2016	0		2015	0		2014	21,989	
		Research Total				0			0			50,000	
	820520- YRK: Imaging Core Total					0			0			50,000	
	821000- YRK: Emory Vaccine Center	Other	Direct	<= 12	2016	37,870		2015	0		2014	1,030,000	
			Indirect	<= 12	2016	26,166		2015	0		2014	23,550	
		Other Total				64,036			0			1,053,550	
		Research	Direct	<= 12	2016	16,824,617	-15.99	2015	20,027,567	16.92	2014	17,129,557	0.46
			Indirect	<= 12	2016	9,384,180	-15.00	2015	11,040,324	35.85	2014	8,126,808	10.42
		Research Total				26,208,797	-15.64		31,067,891	23.01		25,256,365	3.68
		Training	Direct	<= 12	2016	380,052	-16.38	2015	454,508	191.53	2014	155,904	87.57
			Indirect	<= 12	2016	6,522		2015	0	-100.00	2014	8,796	
		Training Total				386,574	-14.95		454,508	175.96		164,700	80.51
	821000- YRK: Emory Vaccine Center Total					26,659,407	-15.43		31,522,399	19.07		26,474,616	1.82
	821100- YRK: Behav Neuro & Psych Dis	Research	Direct	<= 12	2016	4,976,884	32.16	2015	3,765,766	-26.05	2014	5,092,642	3.05
			Indirect	<= 12	2016	2,884,174	29.21	2015	2,232,198	-34.45	2014	3,405,096	-2.62
		Research Total				7,861,058	31.06		5,997,964	-29.42		8,497,738	0.82
		Training	Direct	<= 12	2016	385,217	-19.05	2015	475,842	77.49	2014	268,093	29.22
			Indirect	<= 12	2016	1,715		2015	0		2014	0	
		Training Total				386,932	-18.68		475,842	77.49		268,093	29.40
	821100- YRK: Behav Neuro & Psych Dis Total					8,247,990	27.41		6,473,806	-26.15		8,765,831	0.63
	821150- YRK: Ctr Trans Social NeuroSci	Research	Direct	<= 12	2016	0		2015	52,100		2014	0	
			Indirect	<= 12	2016	0		2015	40,899		2014	0	
		Research Total				0			92,999			0	
	Training	Direct	<= 12	2016	0		2015	57,000		2014	0		
		Indirect	<= 12	2016	0		2015	0		2014	0		
	Training Total				0			57,000			0		
821150- YRK: Ctr Trans Social NeuroSci Total					0			149,999			0		
821200- YRK: Microbiology & Immunology	Other	Direct	<= 12	2016	0		2015	35,510	91.30	2014	18,562		
		Indirect	<= 12	2016	0		2015	27,876	143.86	2014	11,431		
	Other Total				0			63,386	111.34		29,993		
	Research	Direct	<= 12	2016	19,028,170	-13.40	2015	21,973,425	69.24	2014	12,983,541	27.92	
		Indirect	<= 12	2016	12,486,575	-9.97	2015	13,869,764	80.38	2014	7,689,223	35.20	
	Research Total				31,514,745	-12.08		35,843,189	73.38		20,672,764	30.65	
	Training	Direct	<= 12	2016	0		2015	186,428	-14.51	2014	218,070		
		Indirect	<= 12	2016	0		2015	6,985		2014	0		
	Training Total				0			193,413	-11.31		218,070		
821200- YRK: Microbiology & Immunology Total					31,514,745	-12.70		36,099,988	72.56		20,920,827	29.93	
821300- YRK: NND-Neuroscience	Other	Direct	<= 12	2016	1,611,141		2015	0		2014	0		
		Indirect	<= 12	2016	0		2015	0		2014	0		
	Other Total				1,611,141			0			0		
	Research	Direct	<= 12	2016	5,691,204	27.22	2015	4,473,544	-28.96	2014	6,297,438	-0.87	
		Indirect	<= 12	2016	2,662,069	-12.12	2015	3,029,074	-29.42	2014	4,291,610	-20.77	
	Research Total				8,353,273	11.34		7,502,618	-29.15		10,589,048	-8.90	
	Training	Direct	<= 12	2016	65,294	-94.94	2015	1,290,970	203.53	2014	425,320	54.29	
		Indirect	<= 12	2016	0	-100.00	2015	44,232	108.39	2014	21,226	4.19	
	Training Total				65,294	-95.11		1,335,202	199.01		446,546	51.95	
821300- YRK: NND-Neuroscience					10,029,708	13.49		8,837,820	-19.92		11,035,594	-3.21	

Emory University Proposal Statistics

Fiscal Year : 2016
Period : 12

Operating Unit	Department	Purpose Type	Direct/Indirect	FTYD Period	CFY	CFYTD (\$)	Variance (%)	PFY	PFYTD (\$)	Variance (%)	2YPFY	2YPFYTD (\$)	3 Year Average (%)
28000- Yerkes Primate Center	Total												
	821400- YRK: Dev & Cog Neuroscience	Research	Direct	<= 12	2016	7,826,661	10.93	2015	7,055,795	-24.86	2014	9,389,678	-6.97
		Research	Indirect	<= 12	2016	5,744,817	14.97	2015	4,996,906	-25.43	2014	6,701,378	-5.23
		Research Total				13,571,478	12.60		12,052,701	-25.10		16,091,056	-6.25
		Training	Direct	<= 12	2016	200,456		2015	0		2014	51,530	
	Training	Indirect	<= 12	2016	0		2015	0		2014	0		
	Training Total				200,456			0			51,530		
	821400- YRK: Dev & Cog Neuroscience Total					13,771,934	14.26		12,052,701	-25.34		16,142,586	-5.54
	821500- YRK: Pathology Research	Research	Direct	<= 12	2016	168,665		2015	0		2014	1,997,754	
		Research	Indirect	<= 12	2016	132,402		2015	0		2014	1,356,248	
		Research Total				301,067			0			3,354,002	
	821500- YRK: Pathology Research Total					301,067			0		3,354,002		
	821600- YRK: NND-Sensory Motor Systems	Research	Direct	<= 12	2016	1,924,624	-42.87	2015	3,369,019	47.19	2014	2,288,891	2.16
		Research	Indirect	<= 12	2016	1,421,831	-12.53	2015	1,625,421	25.30	2014	1,297,204	6.39
		Research Total				3,346,455	-33.00		4,994,440	39.27		3,586,095	3.14
		Training	Direct	<= 12	2016	0		2015	0		2014	36,125	
	Training	Indirect	<= 12	2016	0		2015	0		2014	0		
	Training Total				0			0			36,125		
	821600- YRK: NND-Sensory Motor Systems Total					3,346,455	-33.00		4,994,440	37.88		3,622,220	2.44
	821800- YRK: Emory Inst Drug Dev	Research	Direct	<= 12	2016	1,517,140	29,228.05	2015	5,173	-99.34	2014	787,111	14564.35
Research		Indirect	<= 12	2016	639,754	15,653.61	2015	4,061	-99.05	2014	429,054	7777.28	
Research Total					2,156,894	23,258.18		9,234	-99.24		1,216,165	11579.47	
821800- YRK: Emory Inst Drug Dev Total				2,156,894	23,258.18		9,234	-99.24		1,216,165	11579.47		
28000- Yerkes Primate Center Total					97,297,233	-21.42		123,816,322	20.20		103,006,291	-0.61	
60000- President	016001- Office of Univ Chaplain	Other	Direct	<= 12	2016	545,455		2015	0		2014	0	
		Other	Indirect	<= 12	2016	54,545		2015	0		2014	0	
		Other Total				600,000			0			0	
	016001- Office of Univ Chaplain Total					600,000			0		0		
	080020- CL: VP & Dean for Campus Life	Other	Direct	<= 12	2016	0		2015	0		2014	55,753	
		Other	Indirect	<= 12	2016	0		2015	0		2014	2,665	
		Other Total				0			0			58,418	
	080020- CL: VP & Dean for Campus Life Total					0			0		58,418		
	084030- Mental Health Fee	Other	Direct	<= 12	2016	0		2015	0		2014	4,000	
		Other	Indirect	<= 12	2016	0		2015	0		2014	0	
Other Total					0			0			4,000		
084030- Mental Health Fee Total					0			0		4,000			
60000- President Total					600,000			0		62,418			
62000- EVP- Finance & Administration	101010- EVP for Business & Administr	Research	Direct	<= 12	2016	0		2015	0		2014	787,771	
		Research	Indirect	<= 12	2016	0		2015	0		2014	212,229	
		Research Total				0			0			1,000,000	
	101010- EVP for Business & Administr Total					0			0		1,000,000		
	103010- Sustainability Initiatives	Other	Direct	<= 12	2016	35,971		2015	0		2014	0	
		Other	Indirect	<= 12	2016	14,029		2015	0		2014	0	
		Other Total				50,000			0			0	
	103010- Sustainability Initiatives Total				50,000			0			0		
	124000- LITS: App Devlpm & Informatics	Research	Direct	<= 12	2016	0		2015	162,487		2014	0	
		Research	Indirect	<= 12	2016	0		2015	0		2014	0	
Research Total					0			162,487			0		
124000- LITS: App Devlpm & Informatics Total					0		162,487			0			
153080- OIT: R-WIT Central Operations	Research	Direct	<= 12	2016	0		2015	0		2014	158,803		
	Research	Indirect	<= 12	2016	0		2015	0		2014	0		
	Research Total				0			0			158,803		

Emory University Proposal Statistics

Fiscal Year : 2016
Period : 12

Operating Unit	Department	Purpose Type	Direct/Indirect	FTYD Period	CFY	CFYTD (\$)	Variance (%)	PFY	PFYTD (\$)	Variance (%)	2YPFY	2YPFYTD (\$)	3 Year Average (%)
62000- EVP-Finance & Administration	153080- OIT: R-WIT Central Operations Total					0			0			158,803	
62000- EVP-Finance & Administration Total						50,000	-69.23		162,487	-85.98		1,158,803	-77.60
65000- EVP-Academic Affairs	900000- EVP Academic Affairs & Provost	Research	Direct	<= 12	2016	7,000		2015	0		2014	0	
			Indirect	<= 12	2016	0		2015	0		2014	0	
		Research Total				7,000			0			0	
	900000- EVP Academic Affairs & Provost Total					7,000			0			0	
903500- CenterforCommunityPartnerships	Research	Direct	<= 12	2016	0			2015	0		2014	20,832	
		Indirect	<= 12	2016	0			2015	0		2014	5,416	
		Research Total				0			0			26,248	
	903500- CenterforCommunityPartnerships Total					0			0			26,248	
906000- Ethics Center	Other	Direct	<= 12	2016	0			2015	35,300		2014	0	
		Indirect	<= 12	2016	0			2015	13,767		2014	0	
		Other Total				0			49,067			0	
	Research	Direct	<= 12	2016	0			2015	0		2014	752,329	
Indirect		<= 12	2016	0			2015	0		2014	112,850		
		Research Total				0			0			865,179	
	906000- Ethics Center Total					0			49,067	-94.33		865,179	
915000- LITS: Ctr Digital Scholarship	Other	Direct	<= 12	2016	0			2015	153,487		2014	0	
		Indirect	<= 12	2016	0			2015	59,860		2014	0	
		Other Total				0			213,347			0	
	915000- LITS: Ctr Digital Scholarship Total					0			213,347			0	
921060- LITS: Library IT Expense	Other	Direct	<= 12	2016	0			2015	0		2014	50,000	
		Indirect	<= 12	2016	0			2015	0		2014	0	
		Other Total				0			0			50,000	
	921060- LITS: Library IT Expense Total					0			0			50,000	
926000- Michael C. Carlos Museum	Research	Direct	<= 12	2016	0			2015	58,800		2014	0	
		Indirect	<= 12	2016	0			2015	0		2014	0	
		Research Total				0			58,800			0	
	926000- Michael C. Carlos Museum Total					0			58,800			0	
948200- LITS: Rose Library Operations	Other	Direct	<= 12	2016	100,583			2015	0		2014	0	
		Indirect	<= 12	2016	0			2015	0		2014	0	
		Other Total			100,583				0			0	
	948200- LITS: Rose Library Operations Total				100,583				0			0	
949500- LITS: Scholarly Communications	Research	Direct	<= 12	2016	73,413			2015	0		2014	0	
		Indirect	<= 12	2016	0			2015	0		2014	0	
		Research Total			73,413				0			0	
	949500- LITS: Scholarly Communications Total				73,413				0			0	
65000- EVP-Academic Affairs Total						180,996	-43.65		321,214	-65.88		941,427	-54.77
68000- EVP-Health Affairs	701000- EVP Health Affairs	Other	Direct	<= 12	2016	182,398	129.40	2015	79,510		2014	0	
			Indirect	<= 12	2016	56,096		2015	0		2014	0	
			Other Total			238,494	199.95		79,510			0	
	Research	Direct	<= 12	2016	0			2015	0		2014	495,009	
Indirect		<= 12	2016	0			2015	0		2014	277,205		
		Research Total			0			0			772,214		
	701000- EVP Health Affairs Total				238,494	199.95		79,510	-89.70			772,214	55.13
701500- Winship Cancer Institute	Other	Direct	<= 12	2016	41,655			2015	0		2014	14,391	
		Indirect	<= 12	2016	16,245			2015	0		2014	5,612	
			Other Total			57,900			0			20,003	
	Research	Direct	<= 12	2016	4,509,068	180.95		2015	1,604,919	20.56	2014	1,331,211	100.76
Indirect		<= 12	2016	2,457,880	182.87		2015	868,902	29.86	2014	669,121	106.36	

Emory University Proposal Statistics

Fiscal Year : 2016
Period : 12

Operating Unit	Department	Purpose Type	Direct/Indirect	FTYD Period	CFY	CFYTD (\$)	Variance (%)	PFY	PFYTD (\$)	Variance (%)	2YPFY	2YPFYTD (\$)	3 Year Average (%)	
68000- EVP-Health Affairs	701500- Winship Cancer Institute	Research Total				6,966,948	181.63		2,473,821	23.67		2,000,332	102.65	
	701500- Winship Cancer Institute Total					7,024,848	183.97		2,473,821	22.45		2,020,335	103.21	
	703500- Center for Comprehensive Infor	Research	Direct	<= 12	2016	0			2015	0		2014	379,808	
			Indirect	<= 12	2016	0			2015	0		2014	199,564	
		Research Total				0				0			579,372	
	703500- Center for Comprehensive Infor Total				0				0			579,372		
68000- EVP-Health Affairs Total						7,263,342	184.47		2,553,331	-24.28		3,371,921	80.09	
Grand Total						1,014,255,650	-1.30		1,027,637,702	16.86		879,338,714	7.78	

Emory University Proposal Statistics

Fiscal Year : 2016
Period : 12

Department										
Fiscal Year	Operating Unit	Department	Period	Proposals Processed	Direct (\$)	Indirect (\$)	Total (\$)			
2016	10000- Emory College	831000- ECAS: Biology	PD 02 - October	6	625,067	292,780	917,847			
			PD 03 - November	3	325,309	165,922	491,231			
			PD 04 - December	2	377,806	61,600	439,406			
			PD 05 - January	1	232,946	89,484	322,430			
			PD 06 - February	5	2,204,689	935,832	3,140,521			
			PD 07 - March	4	284,805	10,651	295,456			
			PD 08 - April	6	662,393	0	662,393			
			PD 09 - May	3	1,423,604	227,547	1,651,151			
			PD 10 - June	4	863,611	387,517	1,251,128			
			PD 11 - July	7	1,434,439	712,160	2,146,599			
			PD 12 - August	6	564,595	175,816	740,411			
			831000- ECAS: Biology Total				47	8,999,264	3,059,309	12,058,573
			831010- ECAS: Chemistry	PD 01 - September	9	1,151,071	559,214	1,710,285		
		PD 02 - October		1	225,000	122,188	347,188			
		PD 03 - November		11	1,580,312	656,940	2,237,252			
		PD 04 - December		3	719,120	274,524	993,644			
		PD 05 - January		4	655,358	41,608	696,966			
		PD 06 - February		7	549,598	127,855	677,453			
		PD 07 - March		5	760,528	397,005	1,157,533			
		PD 08 - April		3	439,001	149,435	588,436			
		PD 09 - May		3	421,712	222,916	644,628			
		PD 10 - June		7	634,667	299,814	934,481			
		PD 11 - July		5	4,256,274	622,887	4,879,161			
		PD 12 - August		2	577,095	95,458	672,553			
		831010- ECAS: Chemistry Total				60	11,969,735	3,569,844	15,539,579	
		831020- ECAS: Math & Computer Science		PD 01 - September	3	303,167	115,243	418,410		
			PD 02 - October	5	220,378	106,768	327,146			
			PD 03 - November	4	260,653	115,768	376,421			
			PD 04 - December	1	77,358	43,321	120,679			
			PD 05 - January	4	77,329	26,833	104,162			
			PD 06 - February	3	462,342	133,653	595,995			
			PD 07 - March	2	184,184	98,949	283,133			
			PD 09 - May	1	10,000	0	10,000			
			PD 11 - July	2	124,601	59,640	184,241			
			PD 12 - August	1	56,255	28,707	84,962			
			831020- ECAS: Math & Computer Science Total				26	1,776,267	728,882	2,505,149
			831030- ECAS: Physics	PD 02 - October	8	1,448,966	385,331	1,834,297		
		PD 03 - November		3	272,406	133,939	406,345			
		PD 04 - December		2	131,515	29,107	160,622			
		PD 05 - January		2	189,280	44,699	233,979			
		PD 06 - February		3	551,242	136,288	687,530			
		PD 07 -		2	305,000	108,501	413,501			

Emory University Proposal Statistics

Fiscal Year : 2016
Period : 12

Fiscal Year	Operating Unit	Department	Period	Proposals Processed	Direct (\$)	Indirect (\$)	Total (\$)
2016	10000- Emory College	831030- ECAS: Physics	March				
			PD 08 - April	1	199,638	109,002	308,640
			PD 10 - June	1	22,177	12,419	34,596
			PD 11 - July	3	269,436	131,311	400,747
			PD 12 - August	2	66,668	0	66,668
			831030- ECAS: Physics Total	27	3,456,327	1,090,597	4,546,924
		832000- ECAS: Anthropology	PD 02 - October	1	150,000	84,000	234,000
			PD 03 - November	4	465,785	199,078	664,863
			PD 04 - December	2	401,604	104,417	506,021
			PD 05 - January	5	90,872	28,143	119,015
			PD 06 - February	2	417,591	160,614	578,205
			PD 07 - March	2	511,228	225,419	736,647
			PD 10 - June	1	482,209	119,467	601,676
			PD 11 - July	2	244,992	137,195	382,187
			PD 12 - August	4	79,214	20,595	99,809
			832000- ECAS: Anthropology Total	23	2,843,495	1,078,928	3,922,423
			832010- ECAS: Economics	PD 01 - September	1	116,474	63,319
		PD 02 - October		1	95,307	10,016	105,323
		PD 09 - May		1	125,645	70,361	196,006
		832010- ECAS: Economics Total	3	337,426	143,696	481,122	
		832030- ECAS: Environmental Science	PD 01 - September	1	29,438	16,485	45,923
			PD 02 - October	1	7,720	2,007	9,727
			PD 03 - November	3	761,195	109,849	871,044
			PD 04 - December	1	61,341	0	61,341
			PD 05 - January	1	28,481	15,949	44,430
			PD 06 - February	2	135,181	74,021	209,202
			PD 07 - March	1	124,802	67,094	191,896
			PD 08 - April	4	479,114	152,342	631,456
			PD 11 - July	7	299,156	103,592	402,748
			PD 12 - August	4	573,758	139,639	713,397
			832030- ECAS: Environmental Science Total	25	2,500,186	680,978	3,181,164
		832050- ECAS: History	PD 04 - December	1	64,032	35,858	99,890
		832050- ECAS: History Total	1	64,032	35,858	99,890	
		832060- ECAS: Political Science	PD 01 - September	2	32,641	4,296	36,937
			PD 02 - October	1	9,091	909	10,000
			PD 03 - November	1	27,000	2,700	29,700
			PD 06 - February	1	117,682	16,947	134,629
			PD 09 - May	2	89,189	18,748	107,937
			PD 12 - August	1	54,405	910	55,315
		832060- ECAS: Political Science Total	8	330,008	44,510	374,518	
		832070- ECAS: Psychology	PD 02 - October	4	467,848	234,393	702,241
			PD 03 - November	4	455,896	254,741	710,637
			PD 04 - December	2	285,761	112,910	398,671

Emory University Proposal Statistics

Fiscal Year : 2016
Period : 12

Fiscal Year	Operating Unit	Department	Period	Proposals Processed	Direct (\$)	Indirect (\$)	Total (\$)		
2016	10000- Emory College	832070- ECAS: Psychology	PD 05 - January	1	86,938	46,144	133,082		
			PD 06 - February	3	497,652	144,531	642,183		
			PD 07 - March	3	312,631	169,949	482,580		
			PD 09 - May	1	392,821	219,980	612,801		
			PD 10 - June	4	906,298	363,788	1,270,086		
			PD 11 - July	2	449,696	145,609	595,305		
			PD 12 - August	7	609,216	213,034	822,250		
		832070- ECAS: Psychology Total				31	4,464,757	1,905,079	6,369,836
		832080- ECAS: Sociology	PD 03 - November	2	62,272	11,695	73,967		
			PD 06 - February	1	9,014	1,352	10,366		
			PD 12 - August	3	1,872,172	164,161	2,036,333		
		832080- ECAS: Sociology Total				6	1,943,458	177,208	2,120,666
		832090- ECAS: Women's Studies	PD 02 - October	1	34,307	19,212	53,519		
			PD 05 - January	1	19,920	5,179	25,099		
			PD 06 - February	1	115,000	64,400	179,400		
			PD 12 - August	1	19,980	5,195	25,175		
		832090- ECAS: Women's Studies Total				4	189,207	93,986	283,193
		833000- ECAS: African American Studies	PD 06 - February	1	169,113	55,887	225,000		
		833000- ECAS: African American Studies Total				1	169,113	55,887	225,000
		833010- ECAS: Art History	PD 01 - September	1	52,052	20,300	72,352		
			PD 07 - March	1	23,809	0	23,809		
			PD 09 - May	1	70,000	0	70,000		
		833010- ECAS: Art History Total				3	145,861	20,300	166,161
		833020- ECAS: Classics	PD 10 - June	1	122,012	36,603	158,615		
		833020- ECAS: Classics Total				1	122,012	36,603	158,615
		833050- Film & Media Studies	PD 03 - November	1	15,969	6,228	22,197		
		833050- Film & Media Studies Total				1	15,969	6,228	22,197
		833080- ECAS: Institute Liberal Arts	PD 04 - December	1	73,330	27,086	100,416		
			PD 06 - February	1	43,073	24,121	67,194		
		833080- ECAS: Institute Liberal Arts Total				2	116,403	51,207	167,610
		833090- ECAS: MESAS	PD 03 - November	1	25,000	0	25,000		
PD 05 - January	1		13,200	0	13,200				
833090- ECAS: MESAS Total				2	38,200	0	38,200		
833100- ECAS: Music	PD 06 - February	1	60,000	0	60,000				
833100- ECAS: Music Total				1	60,000	0	60,000		
833110- ECAS: Philosophy	PD 04 - December	1	79,159	20,581	99,740				
	PD 06 - February	1	80,000	0	80,000				
833110- ECAS: Philosophy Total				2	159,159	20,581	179,740		
833120- ECAS: Religion	PD 01 - September	1	5,800	0	5,800				
	PD 05 - January	1	75,000	0	75,000				
833120- ECAS: Religion Total				2	80,800	0	80,800		
834020- ECAS: Neurosci & Behav Biology	PD 05 - January	1	65,606	9,778	75,384				
834020- ECAS: Neurosci & Behav Biology Total				1	65,606	9,778	75,384		
835080- ECAS: Democracy & Citizenship	PD 11 - July	1	41,000	0	41,000				
835080- ECAS: Democracy &				1	41,000	0	41,000		

Emory University Proposal Statistics

Fiscal Year : 2016
Period : 12

Fiscal Year	Operating Unit	Department	Period	Proposals Processed	Direct (\$)	Indirect (\$)	Total (\$)
2016	10000- Emory College	Citizenship Total					
		836150- ECAS: J W Johnson Institute	PD 12 - August	1	250,000	0	250,000
		836150- ECAS: J W Johnson Institute Total		1	250,000	0	250,000
		837010- ECAS: Ctr Humanistic Inquiry	PD 07 - March	1	216,794	0	216,794
		837010- ECAS: Ctr Humanistic Inquiry Total		1	216,794	0	216,794
		837070- ECAS: Ctr Study Human Health	PD 09 - May	1	288,072	77,727	365,799
			PD 11 - July	1	226,709	98,984	325,693
			PD 12 - August	1	156,819	59,819	216,638
		837070- ECAS: Ctr Study Human Health Total		3	671,600	236,530	908,130
		10000- Emory College Total		283	41,026,679	13,045,989	54,072,668
	11000- Graduate School of Arts & Scie	861000- GRS: Dean's Office	PD 01 - September	1	1,200	0	1,200
			PD 06 - February	1	17,986	7,014	25,000
			PD 09 - May	1	99,480	0	99,480
			PD 11 - July	1	253,059	116,481	369,540
		861000- GRS: Dean's Office Total		4	371,725	123,495	495,220
		861300- GRS: Student Development	PD 05 - January	1	1,054,531	50,788	1,105,319
		861300- GRS: Student Development Total		1	1,054,531	50,788	1,105,319
	863730- GRS: Women's Studies	PD 07 - March	1	1,000	0	1,000	
		863730- GRS: Women's Studies Total		1	1,000	0	1,000
	11000- Graduate School of Arts & Scie Total		6	1,427,256	174,283	1,601,539	
	12000- Law School	881420- School of Law	PD 01 - September	1	100,000	0	100,000
			PD 02 - October	1	66,000	0	66,000
			PD 04 - December	1	140,000	0	140,000
PD 05 - January			3	102,000	0	102,000	
PD 06 - February			1	100,000	0	100,000	
PD 08 - April			1	30,000	0	30,000	
PD 11 - July			1	92,222	9,222	101,444	
PD 12 - August			1	52,000	0	52,000	
881420- School of Law Total			10	682,222	9,222	691,444	
12000- Law School Total		10	682,222	9,222	691,444		
14000- Candler School of Theology	885520- Candler School Of Theology	PD 05 - January	1	95,544	9,554	105,098	
		PD 06 - February	1	667,709	66,771	734,480	
	885520- Candler School Of Theology Total		2	763,253	76,325	839,578	
14000- Candler School of Theology Total		2	763,253	76,325	839,578		
16000- Goizueta Business School	872090- GBS: Faculty Support / Resrch	PD 03 - November	1	2,000	0	2,000	
		PD 04 - December	2	329,000	0	329,000	
		PD 06 - February	2	144,201	35,113	179,314	
		PD 10 - June	1	10,000	0	10,000	
	872090- GBS: Faculty Support / Resrch Total		6	485,201	35,113	520,314	
16000- Goizueta Business School Total		6	485,201	35,113	520,314		

Emory University Proposal Statistics

Fiscal Year : 2016
Period : 12

Fiscal Year	Operating Unit	Department	Period	Proposals Processed	Direct (\$)	Indirect (\$)	Total (\$)	
2016	18000- Oxford College	851999- Oxford College	PD 08 - April	1	19,993	0	19,993	
		851999- Oxford College Total		1	19,993	0	19,993	
		18000- Oxford College Total		1	19,993	0	19,993	
	20000- School of Medicine	720810- SOM: Div of Animal Resources		PD 02 - October	1	5,000	0	5,000
				PD 06 - February	1	7,500	0	7,500
			720810- SOM: Div of Animal Resources Total		2	12,500	0	12,500
		720820- SOM: ACTSI		PD 07 - March	3	5,354,645	773,198	6,127,843
			720820- SOM: ACTSI Total		3	5,354,645	773,198	6,127,843
		723000- SOM: Biochem: Admin		PD 01 - September	3	361,161	175,811	536,972
				PD 02 - October	11	1,874,858	896,028	2,770,886
				PD 03 - November	10	1,341,819	591,014	1,932,833
				PD 04 - December	7	708,930	204,410	913,340
				PD 05 - January	4	200,863	69,144	270,007
				PD 06 - February	4	814,311	399,211	1,213,522
				PD 07 - March	6	1,236,259	563,361	1,799,620
				PD 08 - April	6	983,164	327,858	1,311,022
				PD 09 - May	3	753,170	278,980	1,032,150
				PD 10 - June	4	824,782	278,503	1,103,285
			PD 11 - July	6	581,736	262,769	844,505	
			PD 12 - August	6	579,526	230,159	809,685	
	723000- SOM: Biochem: Admin Total		70	10,260,578	4,277,248	14,537,826		
	724000- SOM: BME: Admin		PD 01 - September	1	66,028	34,013	100,041	
			PD 02 - October	11	2,399,627	576,571	2,976,198	
			PD 03 - November	5	1,232,202	483,115	1,715,317	
			PD 04 - December	3	240,614	43,715	284,329	
			PD 05 - January	8	564,007	211,180	775,187	
			PD 06 - February	3	437,707	225,515	663,222	
			PD 07 - March	6	1,115,711	369,734	1,485,445	
			PD 08 - April	4	873,406	174,371	1,047,777	
			PD 09 - May	4	659,071	208,914	867,985	
			PD 10 - June	2	309,514	117,328	426,842	
			PD 11 - July	8	1,221,402	518,073	1,739,475	
			PD 12 - August	3	154,900	32,339	187,239	
724000- SOM: BME: Admin Total		58	9,274,189	2,994,868	12,269,057			
724200- SOM: BMI: Admin		PD 01 - September	1	58,987	26,089	85,076		
		PD 02 - October	1	15,929	6,212	22,141		
		PD 03 - November	4	179,483	97,449	276,932		
		PD 04 - December	2	151,573	57,787	209,360		
		PD 05 - January	1	83,376	46,691	130,067		
		PD 06 - February	4	408,736	185,182	593,918		
		PD 07 - March	1	60,000	0	60,000		
		PD 08 - April	3	218,789	118,636	337,425		
		PD 10 -	4	1,051,807	413,788	1,465,595		

Emory University Proposal Statistics

Fiscal Year : 2016
Period : 12

Fiscal Year	Operating Unit	Department	Period	Proposals Processed	Direct (\$)	Indirect (\$)	Total (\$)			
2016	20000- School of Medicine	724200- SOM: BMI: Admin	June							
			PD 11 - July	2	120,730	9,658	130,388			
			PD 12 - August	1	129,670	51,313	180,983			
		724200- SOM: BMI: Admin Total				24	2,479,080	1,012,805	3,491,885	
		724500- SOM: Cell Biology: Admin	PD 01 - September	2	376,053	208,947	585,000			
			PD 02 - October	6	1,333,226	682,533	2,015,759			
			PD 03 - November	3	744,235	391,119	1,135,354			
			PD 04 - December	7	1,115,131	135,413	1,250,544			
			PD 05 - January	3	605,078	294,406	899,484			
			PD 06 - February	10	2,397,531	755,754	3,153,285			
			PD 07 - March	8	1,280,929	554,614	1,835,543			
			PD 08 - April	2	47,468	0	47,468			
			PD 09 - May	4	666,719	369,129	1,035,848			
			PD 10 - June	7	812,769	350,884	1,163,653			
			PD 11 - July	6	1,088,774	560,947	1,649,721			
			PD 12 - August	3	216,430	0	216,430			
			724500- SOM: Cell Biology: Admin Total				61	10,684,342	4,303,746	14,988,088
			725000- SOM: Hum Gen: Admin	PD 01 - September	10	1,365,384	586,401	1,951,785		
		PD 02 - October		5	1,424,260	778,924	2,203,184			
		PD 03 - November		4	637,942	210,702	848,644			
		PD 04 - December		10	1,520,848	467,918	1,988,766			
		PD 05 - January		4	824,634	385,122	1,209,756			
		PD 06 - February		7	1,461,517	668,155	2,129,672			
		PD 07 - March		12	1,527,928	765,591	2,293,519			
		PD 08 - April		8	1,858,829	761,864	2,620,693			
		PD 09 - May		10	2,854,274	988,463	3,842,737			
		PD 10 - June		2	502,182	216,664	718,846			
		PD 11 - July		11	1,716,935	755,144	2,472,079			
		PD 12 - August		5	944,102	400,400	1,344,502			
		725000- SOM: Hum Gen: Admin Total				88	16,638,835	6,985,348	23,624,183	
		725005- SOM: Hum Gen: Medical Genetics	PD 01 - September	4	285,301	82,695	367,996			
			PD 02 - October	5	761,340	296,919	1,058,259			
			PD 03 - November	4	567,303	232,635	799,938			
			PD 04 - December	2	225,216	84	225,300			
			PD 05 - January	6	328,697	94,316	423,013			
			PD 06 - February	3	355,195	149,805	505,000			
			PD 07 - March	2	540,738	136,800	677,538			
PD 08 - April	6		453,199	120,705	573,904					
PD 09 - May	2		289,746	162,258	452,004					
PD 10 - June	3		29,333	13,981	43,314					
PD 11 - July	5		735,411	306,284	1,041,695					
PD 12 - August	2		1,151,218	130,206	1,281,424					

Emory University Proposal Statistics

Fiscal Year : 2016
Period : 12

Fiscal Year	Operating Unit	Department	Period	Proposals Processed	Direct (\$)	Indirect (\$)	Total (\$)	
2016	20000- School of Medicine	725005- SOM: Hum Gen: Medical Genetics Total		44	5,722,696	1,726,688	7,449,384	
		725500- SOM: Micro/Immun: Admin	PD 01 - September	6	1,398,346	380,587	1,778,933	
			PD 02 - October	12	2,325,292	1,102,432	3,427,724	
			PD 03 - November	6	1,403,266	451,164	1,854,430	
			PD 04 - December	10	1,922,269	364,820	2,287,089	
			PD 05 - January	4	786,104	212,787	998,891	
			PD 06 - February	9	2,014,491	853,114	2,867,605	
			PD 07 - March	15	4,971,367	1,885,292	6,856,659	
			PD 08 - April	12	1,519,516	687,341	2,206,857	
			PD 09 - May	2	332,310	186,094	518,404	
			PD 10 - June	8	1,242,401	605,375	1,847,776	
			PD 11 - July	8	1,796,435	774,144	2,570,579	
			PD 12 - August	13	1,485,143	601,219	2,086,362	
		725500- SOM: Micro/Immun: Admin Total		105	21,196,940	8,104,369	29,301,309	
		726000- SOM: Pharmacology: Admin	PD 01 - September	3	1,474,925	819,459	2,294,384	
			PD 02 - October	10	2,991,936	1,480,540	4,472,476	
			PD 03 - November	5	2,058,923	1,020,268	3,079,191	
			PD 04 - December	7	812,750	326,127	1,138,877	
			PD 05 - January	7	736,011	284,168	1,020,179	
			PD 06 - February	6	640,064	196,268	836,332	
			PD 07 - March	5	1,872,940	924,536	2,797,476	
			PD 08 - April	8	1,094,388	511,467	1,605,855	
			PD 09 - May	7	1,659,029	581,051	2,240,080	
			PD 10 - June	10	2,216,232	1,213,979	3,430,211	
			PD 11 - July	3	370,480	163,030	533,510	
			PD 12 - August	3	116,873	28,456	145,329	
		726000- SOM: Pharmacology: Admin Total		74	16,044,551	7,549,349	23,593,900	
		726500- SOM: Physiology: Admin	PD 01 - September	2	163,472	58,212	221,684	
			PD 02 - October	9	1,333,676	552,427	1,886,103	
			PD 03 - November	8	1,718,666	786,618	2,505,284	
			PD 04 - December	6	717,550	192,675	910,225	
			PD 05 - January	3	193,094	61,401	254,495	
			PD 06 - February	6	1,035,000	549,563	1,584,563	
			PD 07 - March	4	698,475	349,382	1,047,857	
			PD 08 - April	2	280,000	122,500	402,500	
			PD 09 - May	4	1,941,137	1,061,350	3,002,487	
			PD 10 - June	4	805,723	449,015	1,254,738	
			PD 11 - July	5	1,966,443	368,590	2,335,033	
			PD 12 - August	1	33,507	3,351	36,858	
			726500- SOM: Physiology: Admin Total		54	10,886,743	4,555,084	15,441,827
			730000- SOM: Anesthesiology: Admin	PD 01 - September	3	106,615	38,135	144,750
		PD 02 -		1	76,152	18,739	94,891	

Emory University Proposal Statistics

Fiscal Year : 2016
Period : 12

Fiscal Year	Operating Unit	Department	Period	Proposals Processed	Direct (\$)	Indirect (\$)	Total (\$)	
2016	20000- School of Medicine	730000- SOM: Anesthesiology: Admin	October					
			PD 04 - December	2	144,048	31,795	175,843	
			PD 05 - January	1	25,950	0	25,950	
			PD 06 - February	2	348,674	195,258	543,932	
			PD 07 - March	6	498,566	188,081	686,647	
			PD 08 - April	3	244,795	122,500	367,295	
			PD 10 - June	6	482,375	169,078	651,453	
			PD 11 - July	1	77,549	43,427	120,976	
			PD 12 - August	1	72,072	0	72,072	
			730000- SOM: Anesthesiology: Admin Total		26	2,076,796	807,013	2,883,809
		730500- SOM: Dermatology: Admin	PD 01 - September	1	41,752	23,381	65,133	
			PD 02 - October	1	478,556	265,450	744,006	
			PD 06 - February	5	915,936	408,432	1,324,368	
			PD 07 - March	1	37,553	21,030	58,583	
			PD 08 - April	2	279,397	156,462	435,859	
			PD 09 - May	1	131,734	71,351	203,085	
			PD 10 - June	1	41,752	23,381	65,133	
			PD 11 - July	3	44,675	22,435	67,110	
			PD 12 - August	4	540,171	271,295	811,466	
			730500- SOM: Dermatology: Admin Total		19	2,511,526	1,263,217	3,774,743
		731000- SOM: Emerg Med: Admin	PD 01 - September	1	31,525	17,654	49,179	
			PD 02 - October	3	590,534	61,134	651,668	
			PD 03 - November	2	255,861	35,120	290,981	
			PD 04 - December	2	95,740	25,167	120,907	
			PD 06 - February	3	110,601	7,391	117,992	
			PD 07 - March	3	368,685	199,037	567,722	
			PD 09 - May	1	22,944	12,849	35,793	
			PD 10 - June	3	441,748	247,379	689,127	
			PD 11 - July	6	481,494	182,593	664,087	
			PD 12 - August	7	1,641,700	440,664	2,082,364	
			731000- SOM: Emerg Med: Admin Total		31	4,040,832	1,228,988	5,269,820
			731500- SOM: FPM: Admin	PD 08 - April	2	17,272	1,728	19,000
			731500- SOM: FPM: Admin Total		2	17,272	1,728	19,000
		731505- SOM: FPM: PA Program	PD 05 - January	1	350,000	0	350,000	
		731505- SOM: FPM: PA Program Total		1	350,000	0	350,000	
		732010- SOM: GYN OB: Family Planning	PD 01 - September	1	18,107	0	18,107	
			PD 04 - December	1	52,596	0	52,596	
			PD 06 - February	1	117,625	9,410	127,035	
			PD 07 - March	2	136,809	13,596	150,405	
			PD 08 - April	2	225,571	31,929	257,500	
			PD 10 - June	1	75,971	0	75,971	
			PD 12 - August	4	406,878	6,422	413,300	

Emory University Proposal Statistics

Fiscal Year : 2016
Period : 12

Fiscal Year	Operating Unit	Department	Period	Proposals Processed	Direct (\$)	Indirect (\$)	Total (\$)
2016	20000- School of Medicine	732010- SOM: GYN OB: Family Planning Total		12	1,033,557	61,357	1,094,914
		732025- SOM: GYN OB: FPM & RS	PD 04 - December	1	150,000	84,000	234,000
		732025- SOM: GYN OB: FPM & RS Total		1	150,000	84,000	234,000
		732030- SOM: GYN OB: Adoles Repro Hlth	PD 07 - March	1	295,713	54,287	350,000
		732030- SOM: GYN OB: Adoles Repro Hlth Total		1	295,713	54,287	350,000
		732050- SOM: GYN OB: Repro Endo Infert	PD 05 - January	1	60,218	0	60,218
		732050- SOM: GYN OB: Repro Endo Infert Total		1	60,218	0	60,218
		732055- SOM: GYN OB: Research	PD 01 - September	1	125,000	70,000	195,000
			PD 04 - December	1	381,901	178,361	560,262
			PD 06 - February	1	250,000	125,732	375,732
			PD 08 - April	1	318,182	31,818	350,000
			PD 12 - August	1	250,000	125,125	375,125
		732055- SOM: GYN OB: Research Total		5	1,325,083	531,036	1,856,119
		732060- SOM: GYN OB: Specialty	PD 01 - September	1	75,793	29,559	105,352
			PD 06 - February	1	109,329	30,393	139,722
			PD 12 - August	1	203,000	56,434	259,434
		732060- SOM: GYN OB: Specialty Total		3	388,122	116,386	504,508
		732500- SOM: HMO: Med Onc	PD 01 - September	12	1,722,926	622,863	2,345,789
			PD 02 - October	13	3,371,416	1,421,490	4,792,906
			PD 03 - November	17	2,879,008	990,586	3,869,594
			PD 04 - December	11	876,644	220,403	1,097,047
			PD 05 - January	14	3,669,267	1,413,667	5,082,934
			PD 06 - February	15	3,966,283	1,311,885	5,278,168
			PD 07 - March	11	3,125,603	1,114,945	4,240,548
			PD 08 - April	9	781,903	350,876	1,132,779
			PD 09 - May	9	2,085,585	716,858	2,802,443
			PD 10 - June	10	2,435,249	874,780	3,310,029
			PD 11 - July	8	2,241,746	862,679	3,104,425
			PD 12 - August	12	1,190,989	337,941	1,528,930
		732500- SOM: HMO: Med Onc Total		141	28,346,618	10,238,973	38,585,591
		732510- SOM: HMO: Hematology	PD 01 - September	1	75,000	42,000	117,000
			PD 02 - October	8	1,353,915	536,464	1,890,379
			PD 03 - November	5	952,001	334,837	1,286,838
PD 04 - December	1		160,333	48,100	208,433		
PD 05 - January	5		679,362	323,693	1,003,055		
PD 06 - February	3		323,929	144,321	468,250		
PD 07 - March	4		726,789	193,253	920,042		
PD 08 - April	3		69,525	7,221	76,746		
PD 09 - May	3		415,983	124,795	540,778		
PD 10 - June	4		1,109,150	365,307	1,474,457		
PD 11 - July	3		364,256	109,277	473,533		
PD 12 - August	2		450,415	135,125	585,540		

Emory University Proposal Statistics

Fiscal Year : 2016
Period : 12

Fiscal Year	Operating Unit	Department	Period	Proposals Processed	Direct (\$)	Indirect (\$)	Total (\$)		
2016	20000- School of Medicine	732510- SOM: HMO: Hematology	August						
		732510- SOM: HMO: Hematology Total		42	6,680,660	2,364,393	9,045,053		
		732520- SOM: HMO: BMT	PD 01 - September	5	832,563	214,834	1,047,397		
			PD 02 - October	4	487,199	197,276	684,475		
			PD 03 - November	8	1,928,506	559,084	2,487,590		
			PD 04 - December	4	171,569	70,221	241,790		
			PD 05 - January	7	1,466,558	497,854	1,964,412		
			PD 06 - February	7	1,030,605	352,194	1,382,799		
			PD 07 - March	12	2,741,188	766,455	3,507,643		
			PD 08 - April	7	391,459	134,977	526,436		
			PD 09 - May	4	123,372	67,350	190,722		
			PD 10 - June	4	553,018	193,449	746,467		
			PD 11 - July	2	291,847	74,619	366,466		
			PD 12 - August	11	1,308,428	358,483	1,666,911		
			732520- SOM: HMO: BMT Total			75	11,326,312	3,486,796	14,813,108
			733000- SOM: Medicine: Admin	PD 06 - February	1	64,977	36,387	101,364	
			733000- SOM: Medicine: Admin Total			1	64,977	36,387	101,364
			733005- SOM: Medicine: Cardiology	PD 01 - September	5	404,897	117,419	522,316	
				PD 02 - October	6	1,045,280	269,390	1,314,670	
				PD 03 - November	7	1,439,594	312,758	1,752,352	
				PD 04 - December	10	1,301,021	551,721	1,852,742	
				PD 05 - January	19	3,037,664	412,181	3,449,845	
				PD 06 - February	12	1,295,608	386,650	1,682,258	
				PD 07 - March	8	2,267,522	926,303	3,193,825	
				PD 08 - April	4	622,595	164,359	786,954	
				PD 09 - May	15	10,813,369	2,121,633	12,935,002	
				PD 10 - June	3	433,551	136,381	569,932	
				PD 11 - July	11	1,140,959	286,873	1,427,832	
				PD 12 - August	12	1,199,345	419,153	1,618,498	
			733005- SOM: Medicine: Cardiology Total			112	25,001,405	6,104,821	31,106,226
			733010- SOM: Medicine: Digestive Dis	PD 01 - September	2	108,038	5,411	113,449	
				PD 02 - October	2	179,579	30,707	210,286	
				PD 03 - November	1	250,000	140,000	390,000	
				PD 05 - January	2	174,187	53,714	227,901	
				PD 06 - February	3	745,329	405,644	1,150,973	
				PD 07 - March	6	1,576,791	640,936	2,217,727	
				PD 08 - April	1	30,000	2,400	32,400	
				PD 09 - May	5	357,162	157,584	514,746	
				PD 10 - June	4	932,905	376,847	1,309,752	
				PD 11 - July	1	234,696	131,430	366,126	
				PD 12 - August	2	152,386	45,716	198,102	
			733010- SOM: Medicine: Digestive Dis Total			29	4,741,072	1,990,389	6,731,461

Emory University Proposal Statistics

Fiscal Year : 2016
Period : 12

Fiscal Year	Operating Unit	Department	Period	Proposals Processed	Direct (\$)	Indirect (\$)	Total (\$)
2016	20000- School of Medicine	733015- SOM: Medicine: Endocrinology	PD 01 - September	2	567,188	269,387	836,575
			PD 02 - October	5	1,090,099	456,859	1,546,958
			PD 03 - November	1	250,000	140,000	390,000
			PD 04 - December	2	89,117	8,912	98,029
			PD 05 - January	3	564,774	255,735	820,509
			PD 06 - February	7	836,874	334,098	1,170,972
			PD 07 - March	7	400,110	156,677	556,787
			PD 08 - April	3	322,578	32,258	354,836
			PD 09 - May	1	164,379	13,150	177,529
			PD 10 - June	5	1,248,889	600,964	1,849,853
			PD 11 - July	5	974,328	454,183	1,428,511
			PD 12 - August	2	27,819	0	27,819
					733015- SOM: Medicine: Endocrinology Total		43
		733020- SOM: Medicine: Geriatrics	PD 01 - September	2	24,008	0	24,008
			PD 02 - October	3	18,532	0	18,532
			PD 04 - December	1	59,296	0	59,296
			PD 06 - February	2	148,732	14,000	162,732
			PD 07 - March	2	637,316	328,435	965,751
			PD 08 - April	1	20,000	0	20,000
			PD 09 - May	3	400,888	103,418	504,306
			PD 10 - June	1	24,955	0	24,955
			PD 11 - July	2	204,033	114,258	318,291
		733020- SOM: Medicine: Geriatrics Total		17	1,537,760	560,111	2,097,871
		733025- SOM: Medicine: Infectious Dis	PD 01 - September	4	4,887,743	2,503,005	7,390,748
			PD 02 - October	9	3,784,526	929,471	4,713,997
			PD 03 - November	11	4,289,220	1,111,554	5,400,774
			PD 04 - December	7	872,042	252,207	1,124,249
			PD 05 - January	11	2,788,855	602,416	3,391,271
			PD 06 - February	7	460,363	153,769	614,132
			PD 07 - March	12	4,921,277	1,663,645	6,584,922
			PD 08 - April	8	979,864	284,511	1,264,375
			PD 09 - May	13	1,589,063	295,509	1,884,572
			PD 10 - June	8	8,628,582	1,973,903	10,602,485
			PD 11 - July	11	9,760,587	3,187,829	12,948,416
			PD 12 - August	12	6,839,894	1,796,286	8,636,180
		733025- SOM: Medicine: Infectious Dis Total		113	49,802,016	14,754,105	64,556,121
		733030- SOM: Medicine: Nephrology	PD 01 - September	5	570,393	224,622	795,015
			PD 02 - October	3	415,344	149,740	565,084
			PD 03 - November	1	80,000	0	80,000
			PD 04 - December	1	4,608	2,581	7,189
			PD 05 - January	3	210,000	21,000	231,000
			PD 06 - February	13	1,866,746	880,867	2,747,613

Emory University Proposal Statistics

Fiscal Year : 2016
Period : 12

Fiscal Year	Operating Unit	Department	Period	Proposals Processed	Direct (\$)	Indirect (\$)	Total (\$)
2016	20000- School of Medicine	733030- SOM: Medicine: Nephrology	February				
			PD 07 - March	2	416,139	192,438	608,577
			PD 08 - April	3	341,980	133,799	475,779
			PD 09 - May	7	482,234	23,499	505,733
			PD 10 - June	6	594,165	233,985	828,150
			PD 11 - July	4	412,740	100,490	513,230
			PD 12 - August	2	196,013	103,986	299,999
			733030- SOM: Medicine: Nephrology Total	50	5,590,361	2,067,007	7,657,368
		733035- SOM: Medicine: Pulmonary	PD 01 - September	7	599,137	130,346	729,483
			PD 02 - October	9	1,313,765	487,344	1,801,109
			PD 03 - November	5	419,969	79,727	499,696
			PD 04 - December	7	821,615	300,710	1,122,325
			PD 05 - January	5	461,783	163,096	624,879
			PD 06 - February	8	564,822	213,155	777,977
			PD 07 - March	8	1,026,557	424,092	1,450,649
			PD 08 - April	6	1,202,271	517,320	1,719,591
			PD 09 - May	6	761,640	298,404	1,060,044
			PD 10 - June	8	958,507	324,497	1,283,004
			PD 11 - July	4	499,753	168,340	668,093
			PD 12 - August	5	464,412	119,076	583,488
			733035- SOM: Medicine: Pulmonary Total	78	9,094,231	3,226,107	12,320,338
			733040- SOM: Medicine: Rheumatology	PD 01 - September	4	92,928	36,242
		PD 02 - October		2	174,185	53,050	227,235
		PD 04 - December		1	117,371	32,629	150,000
		PD 06 - February		1	25,000	0	25,000
		PD 07 - March		2	773,528	296,781	1,070,309
		PD 08 - April		1	47,871	0	47,871
		PD 09 - May		1	38,250	0	38,250
		PD 10 - June		3	151,630	20,935	172,565
		PD 12 - August		2	147,245	51,463	198,708
		733040- SOM: Medicine: Rheumatology Total		17	1,568,008	491,100	2,059,108
		733045- SOM: Medicine: General Med	PD 02 - October	2	523,309	246,339	769,648
			PD 04 - December	3	389,079	45,421	434,500
PD 05 - January	1		100,000	28,200	128,200		
PD 06 - February	2		118,155	63,960	182,115		
PD 07 - March	2		50,457	23,102	73,559		
PD 08 - April	2		20,000	0	20,000		
PD 09 - May	4		121,501	37,641	159,142		
PD 11 - July	2		18,300	0	18,300		
PD 12 - August	2		13,094	2,806	15,900		
733045- SOM: Medicine: General Med Total	20		1,353,895	447,469	1,801,364		
733050- SOM: Medicine: Hospital Med	PD 01 - September	1	96,884	0	96,884		

Emory University Proposal Statistics

Fiscal Year : 2016
Period : 12

Fiscal Year	Operating Unit	Department	Period	Proposals Processed	Direct (\$)	Indirect (\$)	Total (\$)	
2016	20000- School of Medicine	733050- SOM: Medicine: Hospital Med	PD 06 - February	1	9,885	2,965	12,850	
		733050- SOM: Medicine: Hospital Med Total		2	106,769	2,965	109,734	
		733060- SOM: Medicine: Immunology	PD 01 - September	2	1,599,178	623,089	2,222,267	
			PD 02 - October	1	183,977	103,027	287,004	
			PD 03 - November	1	20,000	11,200	31,200	
			PD 04 - December	1	242,497	135,798	378,295	
			PD 08 - April	1	56,227	31,300	87,527	
			PD 09 - May	1	43,405	24,307	67,712	
			PD 10 - June	1	40,171	3,214	43,385	
			PD 12 - August	2	220,714	51,071	271,785	
			733060- SOM: Medicine: Immunology Total		10	2,406,169	983,006	3,389,175
			733500- SOM: Neurology: Central	PD 11 - July	1	167,705	13,416	181,121
			733500- SOM: Neurology: Central Total		1	167,705	13,416	181,121
			733505- SOM: Neurology: Admin	PD 01 - September	2	182,798	99,567	282,365
				PD 03 - November	1	560,737	218,688	779,425
				PD 04 - December	3	243,324	94,443	337,767
				PD 05 - January	2	266,215	143,284	409,499
				PD 06 - February	2	29,146	13,207	42,353
				PD 07 - March	4	3,192,771	1,140,510	4,333,281
				PD 08 - April	1	400,000	224,001	624,001
				PD 09 - May	2	552,791	165,837	718,628
				PD 10 - June	2	76,313	42,735	119,048
				PD 12 - August	3	1,001,717	241,596	1,243,313
			733505- SOM: Neurology: Admin Total		22	6,505,813	2,383,868	8,889,681
			733510- SOM: Neurology: Epilepsy	PD 03 - November	2	71,084	39,317	110,401
				PD 09 - May	1	3,004,273	167,716	3,171,989
				PD 10 - June	2	363,586	191,419	555,005
				PD 12 - August	1	57,072	0	57,072
			733510- SOM: Neurology: Epilepsy Total		6	3,496,015	398,452	3,894,467
			733515- SOM: Neurology: Sleep	PD 04 - December	1	34,468	2,757	37,225
				PD 06 - February	1	75,000	42,000	117,000
				PD 08 - April	1	30,573	9,172	39,745
				PD 10 - June	1	168,325	13,466	181,791
		PD 11 - July	1	381,110	213,421	594,531		
		PD 12 - August	1	18,519	1,481	20,000		
	733515- SOM: Neurology: Sleep Total		6	707,994	282,297	990,291		
	733520- SOM: Neurology: Movement Disor	PD 01 - September	4	487,085	140,125	627,210		
		PD 02 - October	1	444,269	248,791	693,060		
		PD 03 - November	1	62,640	18,792	81,432		
		PD 04 - December	5	229,135	50,021	279,156		
		PD 05 - January	1	69,896	20,969	90,865		
		PD 06 - February	3	156,290	46,887	203,177		

Emory University Proposal Statistics

Fiscal Year : 2016
Period : 12

Fiscal Year	Operating Unit	Department	Period	Proposals Processed	Direct (\$)	Indirect (\$)	Total (\$)
2016	20000- School of Medicine	733520- SOM: Neurology: Movement Disor	February				
			PD 07 - March	3	413,068	220,677	633,745
			PD 08 - April	4	227,988	20,574	248,562
			PD 09 - May	6	1,474,964	338,223	1,813,187
			PD 10 - June	2	511,380	209,397	720,777
			PD 12 - August	5	168,581	24,804	193,385
			733520- SOM: Neurology: Movement Disor Total	35	4,245,297	1,339,260	5,584,557
		733525- SOM: Neurology: Neuro-Rehab	PD 02 - October	1	136,861	10,949	147,810
			PD 03 - November	1	56,375	0	56,375
			PD 06 - February	1	27,134	10,582	37,716
			PD 07 - March	1	16,030	0	16,030
			PD 08 - April	1	10,000	5,600	15,600
			PD 09 - May	2	63,000	17,040	80,040
			PD 10 - June	2	28,299	0	28,299
			PD 11 - July	2	487,373	272,929	760,302
		733525- SOM: Neurology: Neuro-Rehab Total	11	825,072	317,100	1,142,172	
		733530- SOM: Neurology: Cog Neurobehav	PD 01 - September	3	471,191	184,095	655,286
			PD 02 - October	1	100,000	0	100,000
			PD 03 - November	1	175,279	98,156	273,435
			PD 04 - December	1	497,359	272,921	770,280
			PD 05 - January	2	272,289	121,406	393,695
			PD 06 - February	5	1,641,133	690,168	2,331,301
			PD 07 - March	3	743,014	145,089	888,103
			PD 08 - April	1	133,404	40,021	173,425
			PD 09 - May	1	217,720	107,923	325,643
			PD 10 - June	2	182,226	83,447	265,673
			PD 11 - July	1	144,744	11,580	156,324
			733530- SOM: Neurology: Cog Neurobehav Total	21	4,578,359	1,754,806	6,333,165
		733535- SOM: Neurology: Neuromuscular	PD 02 - October	1	143,636	14,364	158,000
			PD 07 - March	2	538,361	161,508	699,869
			PD 08 - April	2	271,064	81,999	353,063
			PD 09 - May	1	54,288	8,143	62,431
			PD 10 - June	2	181,525	17,299	198,824
			PD 12 - August	1	204,398	61,320	265,718
		733535- SOM: Neurology: Neuromuscular Total	9	1,393,272	344,633	1,737,905	
733545- SOM: Neurology: Stroke	PD 01 - September	4	312,314	76,045	388,359		
	PD 02 - October	5	250,679	45,712	296,391		
	PD 04 - December	1	218,750	122,500	341,250		
	PD 06 - February	4	328,809	42,204	371,013		
	PD 07 - March	1	24,458	6,115	30,573		
	PD 09 - May	1	44,031	4,403	48,434		
	PD 10 - June	3	555,883	227,157	783,040		

Emory University Proposal Statistics

Fiscal Year : 2016
Period : 12

Fiscal Year	Operating Unit	Department	Period	Proposals Processed	Direct (\$)	Indirect (\$)	Total (\$)
2016	20000- School of Medicine	733545- SOM: Neurology: Stroke	PD 11 - July	1	153,125	85,750	238,875
			PD 12 - August	1	81,602	28,561	110,163
		733545- SOM: Neurology: Stroke Total		21	1,969,651	638,447	2,608,098
		733570- SOM: Neurology: Neuropsych	PD 01 - September	1	45,493	2,103	47,596
			PD 06 - February	1	282,801	158,369	441,170
			PD 07 - March	1	475,638	115,671	591,309
			PD 08 - April	1	30,000	0	30,000
			PD 09 - May	2	142,754	25,668	168,422
			PD 10 - June	1	50,000	28,000	78,000
			PD 12 - August	1	93,037	14,912	107,949
			733570- SOM: Neurology: Neuropsych Total		8	1,119,723	344,723
		734000- SOM: Neurosurgery: Admin	PD 01 - September	1	71,444	20,147	91,591
			PD 02 - October	2	144,281	62,362	206,643
			PD 03 - November	1	1,065,240	48,259	1,113,499
			PD 04 - December	4	165,000	0	165,000
			PD 05 - January	6	463,591	138,651	602,242
			PD 06 - February	8	936,064	416,288	1,352,352
			PD 07 - March	12	651,987	142,144	794,131
			PD 08 - April	9	2,582,119	888,801	3,470,920
			PD 09 - May	4	2,819,698	108,227	2,927,925
			PD 10 - June	1	124,463	48,540	173,003
			PD 11 - July	4	757,927	405,742	1,163,669
			PD 12 - August	4	247,326	83,854	331,180
			734000- SOM: Neurosurgery: Admin Total		56	10,029,139	2,363,015
		734500- SOM: Ophthal: Admin	PD 01 - September	2	440,004	246,401	686,405
			PD 02 - October	3	470,709	196,069	666,778
			PD 03 - November	2	52,527	28,986	81,513
			PD 04 - December	4	419,104	178,430	597,534
			PD 05 - January	7	482,377	76,418	558,795
			PD 06 - February	2	20,696	11,254	31,950
			PD 07 - March	4	800,044	283,320	1,083,364
			PD 08 - April	1	470,482	111,034	581,516
			PD 09 - May	2	1,750,271	551,728	2,301,999
			PD 10 - June	5	669,069	253,575	922,644
			PD 11 - July	2	179,949	70,180	250,129
			PD 12 - August	4	43,534	15,568	59,102
			734500- SOM: Ophthal: Admin Total		38	5,798,766	2,022,963
		734502- SOM: Ophthal: Chairman	PD 07 - March	1	65,300	36,568	101,868
			PD 11 - July	1	99,979	55,988	155,967
		734502- SOM: Ophthal: Chairman Total		2	165,279	92,556	257,835
		734506- SOM: Ophthal: Dept Research	PD 03 - November	1	326,642	13,715	340,357
		734506- SOM: Ophthal: Dept		1	326,642	13,715	340,357

Emory University Proposal Statistics

Fiscal Year : 2016
Period : 12

Fiscal Year	Operating Unit	Department	Period	Proposals Processed	Direct (\$)	Indirect (\$)	Total (\$)
2016	20000- School of Medicine	Research Total					
		734508- SOM: Ophthal: Basic Research	PD 08 - April	1	250,000	140,000	390,000
			PD 11 - July	1	250,000	140,000	390,000
		734508- SOM: Ophthal: Basic Research Total		2	500,000	280,000	780,000
		734532- SOM: Ophthal: Pediatric	PD 11 - July	1	142,990	28,831	171,821
		734532- SOM: Ophthal: Pediatric Total		1	142,990	28,831	171,821
		734534- SOM: Ophthal: Retina	PD 09 - May	1	59,682	17,905	77,587
		734534- SOM: Ophthal: Retina Total		1	59,682	17,905	77,587
		735000- SOM: Orthopaedics: Admin	PD 01 - September	1	20,000	0	20,000
			PD 02 - October	4	569,771	119,312	689,083
			PD 03 - November	2	23,097	360	23,457
			PD 04 - December	1	25,641	14,359	40,000
			PD 05 - January	3	205,631	52,348	257,979
			PD 06 - February	4	174,018	38,653	212,671
			PD 08 - April	1	74,563	0	74,563
			PD 10 - June	1	50,000	0	50,000
			PD 11 - July	5	248,687	46,844	295,531
			PD 12 - August	3	467,338	131,201	598,539
		735000- SOM: Orthopaedics: Admin Total		25	1,858,747	403,077	2,261,824
		735500- SOM: Otolaryngology:Admin	PD 01 - September	1	1,000	0	1,000
			PD 05 - January	3	54,546	5,454	60,000
			PD 07 - March	1	94,456	28,337	122,793
			PD 08 - April	1	5,458	0	5,458
			PD 10 - June	2	217,571	102,240	319,811
			PD 12 - August	1	18,519	1,482	20,001
		735500- SOM: Otolaryngology:Admin Total		9	391,550	137,513	529,063
		736000- SOM: Pathology: Admin	PD 01 - September	10	2,342,914	1,157,462	3,500,376
			PD 02 - October	16	3,835,889	1,873,185	5,709,074
			PD 03 - November	10	1,965,189	875,645	2,840,834
			PD 04 - December	14	1,665,916	518,565	2,184,481
			PD 05 - January	11	2,644,027	512,403	3,156,430
			PD 06 - February	13	3,231,141	1,395,351	4,626,492
			PD 07 - March	9	5,109,327	1,609,958	6,719,285
			PD 08 - April	7	1,414,090	619,817	2,033,907
			PD 09 - May	14	2,540,734	1,317,774	3,858,508
			PD 10 - June	12	2,866,786	1,183,900	4,050,686
			PD 11 - July	7	1,486,408	507,864	1,994,272
			PD 12 - August	5	360,704	78,715	439,419
		736000- SOM: Pathology: Admin Total		128	29,463,125	11,650,639	41,113,764
		736500- SOM: Peds: Administration	PD 01 - September	1	49,552	0	49,552
			PD 04 - December	1	1,189,073	382,636	1,571,709
		736500- SOM: Peds: Administration Total		2	1,238,625	382,636	1,621,261

Emory University Proposal Statistics

Fiscal Year : 2016
Period : 12

Fiscal Year	Operating Unit	Department	Period	Proposals Processed	Direct (\$)	Indirect (\$)	Total (\$)
2016	20000- School of Medicine	736502- SOM: Peds: PCOG	PD 01 - September	1	133,333	16,667	150,000
			PD 02 - October	3	777,081	419,813	1,196,894
			PD 03 - November	1	250,000	140,000	390,000
			PD 05 - January	2	120,350	7,000	127,350
			PD 07 - March	1	250,000	140,000	390,000
			PD 08 - April	1	250,000	84,000	334,000
			PD 09 - May	2	516,132	273,367	789,499
			PD 10 - June	1	150,000	84,000	234,000
			PD 11 - July	2	78,150	0	78,150
			736502- SOM: Peds: PCOG Total				14
736504- SOM: Peds: Neonatology	PD 01 - September	1	364,428	29,154	393,582		
	PD 03 - November	2	105,263	15,750	121,013		
	PD 06 - February	2	152,561	84,205	236,766		
	PD 07 - March	1	54,181	5,160	59,341		
	PD 10 - June	2	280,915	157,312	438,227		
	PD 11 - July	1	300,000	24,000	324,000		
	736504- SOM: Peds: Neonatology Total				9	1,257,348	315,581
736506- SOM: Peds: Rheumatology	PD 04 - December	1	125,000	70,000	195,000		
	PD 06 - February	4	1,354,744	440,934	1,795,678		
	PD 07 - March	2	303,305	162,291	465,596		
	PD 08 - April	3	668,113	235,193	903,306		
	PD 11 - July	1	263,019	78,906	341,925		
736506- SOM: Peds: Rheumatology Total				11	2,714,181	987,324	3,701,505
736508- SOM: Peds: Endocrinology	PD 06 - February	1	13,953	1,395	15,348		
	PD 07 - March	3	366,047	118,984	485,031		
	PD 08 - April	1	65,483	2,737	68,220		
	PD 09 - May	2	56,904	3,432	60,336		
	PD 10 - June	1	50,257	15,077	65,334		
	PD 12 - August	2	22,655	6,796	29,451		
736508- SOM: Peds: Endocrinology Total				10	575,299	148,421	723,720
736510- SOM: Peds: Gastroenterology	PD 01 - September	4	177,342	53,535	230,877		
	PD 02 - October	7	2,149,822	592,954	2,742,776		
	PD 03 - November	5	2,514,044	828,097	3,342,141		
	PD 05 - January	3	152,600	4,400	157,000		
	PD 06 - February	6	916,070	352,285	1,268,355		
	PD 07 - March	2	297,805	30,195	328,000		
	PD 08 - April	3	650,236	220,191	870,427		
	PD 09 - May	3	634,636	354,170	988,806		
	PD 10 - June	4	805,049	152,254	957,303		
	PD 11 - July	4	300,911	34,280	335,191		
	PD 12 - August	4	240,219	40,061	280,280		
	736510- SOM: Peds: Gastroenterology Total				45	8,838,734	2,662,422

Emory University Proposal Statistics

Fiscal Year : 2016
Period : 12

Fiscal Year	Operating Unit	Department	Period	Proposals Processed	Direct (\$)	Indirect (\$)	Total (\$)			
2016	20000- School of Medicine	736512- SOM: Peds: Neurology	PD 01 - September	3	233,114	110,824	343,938			
			PD 03 - November	3	500,000	234,000	734,000			
			PD 05 - January	3	304,829	109,949	414,778			
			PD 06 - February	3	604,142	207,928	812,070			
			PD 07 - March	2	434,426	187,203	621,629			
			PD 08 - April	3	767,006	340,234	1,107,240			
			PD 09 - May	4	229,066	49,493	278,559			
			PD 10 - June	1	125,000	70,000	195,000			
			PD 11 - July	3	143,924	12,352	156,276			
			PD 12 - August	2	63,680	24,491	88,171			
			736512- SOM: Peds: Neurology Total				27	3,405,186	1,346,474	4,751,660
					736514- SOM: Peds: Nephrology	PD 02 - October	3	140,052	52,506	192,558
PD 03 - November	1	0				0	0			
PD 04 - December	2	27,829				10,339	38,168			
PD 05 - January	2	130,308				25,092	155,400			
PD 06 - February	2	248,898				11,912	260,810			
PD 07 - March	2	173,230				51,969	225,199			
PD 08 - April	1	0				0	0			
PD 09 - May	1	60,735				16,225	76,960			
PD 10 - June	2	284,931				124,479	409,410			
PD 11 - July	2	274,047				92,783	366,830			
736514- SOM: Peds: Nephrology Total						18	1,340,030	385,305	1,725,335	
		736516- SOM: Peds: Children's Hrt Ctr				PD 01 - September	5	167,749	29,610	197,359
			PD 03 - November	1	49,706	25,294	75,000			
			PD 04 - December	2	100,001	10,000	110,001			
			PD 05 - January	1	52,200	0	52,200			
			PD 06 - February	3	409,347	61,880	471,227			
			PD 07 - March	2	433,635	68,518	502,153			
			PD 08 - April	3	300,217	154,776	454,993			
			PD 09 - May	1	108,447	24,053	132,500			
			PD 10 - June	3	309,872	7,784	317,656			
			PD 11 - July	2	140,000	14,000	154,000			
			PD 12 - August	5	396,795	92,908	489,703			
			736516- SOM: Peds: Children's Hrt Ctr Total				28	2,467,968	488,823	2,956,791
		736518- SOM: Peds: General	PD 01 - September	1	31,818	3,182	35,000			
			PD 03 - November	1	10,000	1,000	11,000			
			PD 06 - February	3	457,873	158,242	616,115			
			PD 07 - March	1	42,090	23,570	65,660			
			PD 12 - August	3	59,954	4,545	64,499			
			736518- SOM: Peds: General Total				9	601,735	190,539	792,274
		736520- SOM: Peds: Infectious Disease	PD 01 - September	4	415,042	230,324	645,366			
			PD 02 - October	4	601,013	245,718	846,731			

Emory University Proposal Statistics

Fiscal Year : 2016
Period : 12

Fiscal Year	Operating Unit	Department	Period	Proposals Processed	Direct (\$)	Indirect (\$)	Total (\$)			
2016	20000- School of Medicine	736520- SOM: Peds: Infectious Disease	PD 03 - November	8	2,494,744	692,386	3,187,130			
			PD 04 - December	6	507,360	113,998	621,358			
			PD 05 - January	5	4,665,146	1,422,702	6,087,848			
			PD 06 - February	7	1,494,962	684,670	2,179,632			
			PD 07 - March	4	984,922	421,802	1,406,724			
			PD 08 - April	5	884,264	252,396	1,136,660			
			PD 09 - May	4	743,592	306,192	1,049,784			
			PD 10 - June	5	1,130,228	533,104	1,663,332			
			PD 11 - July	5	775,147	381,959	1,157,106			
			PD 12 - August	10	630,800	295,539	926,339			
			736520- SOM: Peds: Infectious Disease Total				67	15,327,220	5,580,790	20,908,010
			736522- SOM: Peds: Emergency Medicine	PD 01 - September	2	811,534	202,796	1,014,330		
PD 02 - October	1	51,923		15,577	67,500					
PD 03 - November	1	445,535		133,661	579,196					
PD 05 - January	1	42,242		20,373	62,615					
PD 06 - February	1	3,000		900	3,900					
PD 07 - March	2	249,949		29,901	279,850					
PD 09 - May	1	314,631		85,369	400,000					
736522- SOM: Peds: Emergency Medicine Total				9	1,918,814	488,577	2,407,391			
736524- SOM: Peds: Critical Care	PD 02 - October	1	38,732	10,768	49,500					
	PD 03 - November	1	21,421	3,579	25,000					
	PD 11 - July	1	3,912	1,088	5,000					
736524- SOM: Peds: Critical Care Total				3	64,066	15,435	79,501			
736526- SOM: Peds: Emory LOBP	PD 01 - September	4	2,062,505	529,496	2,592,001					
	PD 02 - October	1	95,000	53,200	148,200					
	PD 03 - November	1	78,084	22,020	100,104					
	PD 05 - January	3	640,084	313,239	953,323					
	PD 06 - February	4	1,359,917	638,673	1,998,590					
	PD 07 - March	1	65,000	33,859	98,859					
	PD 08 - April	1	83,503	0	83,503					
	PD 09 - May	4	2,118,458	560,409	2,678,867					
	PD 10 - June	1	88,170	7,054	95,224					
	PD 11 - July	3	210,129	23,549	233,678					
	736526- SOM: Peds: Emory LOBP Total				23	6,800,850	2,181,499	8,982,349		
736528- SOM: Peds: Allergy	PD 11 - July	1	197,616	59,285	256,901					
736528- SOM: Peds: Allergy Total				1	197,616	59,285	256,901			
736532- SOM: Peds: Pulmonology	PD 01 - September	2	48,063	26,915	74,978					
	PD 02 - October	1	176,643	83,741	260,384					
	PD 05 - January	1	12,966	7,261	20,227					
	PD 06 - February	1	403,017	77,175	480,192					
	PD 09 - May	1	66,250	0	66,250					
	PD 12 - August	1	67,471	37,109	104,580					

Emory University Proposal Statistics

Fiscal Year : 2016
Period : 12

Fiscal Year	Operating Unit	Department	Period	Proposals Processed	Direct (\$)	Indirect (\$)	Total (\$)	
2016	20000- School of Medicine	736532- SOM: Peds: Pulmonology Total		7	774,410	232,201	1,006,611	
		736534- SOM: Peds: Cystic Fibrosis	PD 01 - September	4	396,963	145,648	542,611	
			PD 02 - October	2	26,577	8,400	34,977	
			PD 03 - November	4	279,060	45,924	324,984	
			PD 04 - December	6	1,192,748	85,795	1,278,543	
			PD 05 - January	2	72,930	0	72,930	
			PD 06 - February	4	644,453	178,548	823,001	
			PD 07 - March	5	724,792	273,910	998,702	
			PD 08 - April	8	892,333	33,855	926,188	
			PD 09 - May	2	298,533	84,175	382,708	
			PD 10 - June	4	640,251	186,033	826,284	
			PD 11 - July	6	1,140,567	529,744	1,670,311	
			PD 12 - August	2	157,848	10,135	167,983	
		736534- SOM: Peds: Cystic Fibrosis Total		49	6,467,055	1,582,167	8,049,222	
		736538- SOM: Peds: Marcus Center	PD 01 - September	2	113,214	28,277	141,491	
			PD 02 - October	2	225,031	61,846	286,877	
			PD 03 - November	2	441,604	69,745	511,349	
			PD 04 - December	1	62,432	6,553	68,985	
			PD 05 - January	1	129,726	36,213	165,939	
			PD 06 - February	4	1,298,845	222,649	1,521,494	
			PD 07 - March	1	155,166	121,805	276,971	
			PD 08 - April	1	1,406,822	204,257	1,611,079	
			PD 10 - June	2	312,072	55,075	367,147	
			PD 12 - August	4	710,541	144,752	855,293	
			736538- SOM: Peds: Marcus Center Total		20	4,855,453	951,172	5,806,625
			736540- SOM: Peds: Egleston	PD 01 - September	1	18,182	1,818	20,000
		PD 03 - November		1	157,836	0	157,836	
		PD 07 - March		1	65,454	6,545	71,999	
		PD 12 - August		1	72,735	7,274	80,009	
		736540- SOM: Peds: Egleston Total		4	314,207	15,637	329,844	
		736541- SOM: Peds: Solid Tumor	PD 07 - March	1	110,000	0	110,000	
			PD 10 - June	1	255,916	143,313	399,229	
		736541- SOM: Peds: Solid Tumor Total		2	365,916	143,313	509,229	
		736542- SOM: Peds: Neuro-Oncology	PD 01 - September	5	549,895	124,083	673,978	
			PD 02 - October	8	781,588	219,167	1,000,755	
			PD 03 - November	4	459,700	256,730	716,430	
			PD 04 - December	4	2,148,760	662,313	2,811,073	
			PD 05 - January	4	858,690	313,328	1,172,018	
			PD 06 - February	6	855,704	356,755	1,212,459	
			PD 07 - March	6	511,461	221,743	733,204	
			PD 08 - April	1	5,000	0	5,000	
			PD 10 -	5	1,312,504	576,759	1,889,263	

Emory University Proposal Statistics

Fiscal Year : 2016
Period : 12

Fiscal Year	Operating Unit	Department	Period	Proposals Processed	Direct (\$)	Indirect (\$)	Total (\$)	
2016	20000- School of Medicine	736542- SOM: Peds: Neuro-Oncology	June					
			PD 11 - July	1	1,565	435	2,000	
			PD 12 - August	2	28,986	15,733	44,719	
			736542- SOM: Peds: Neuro-Oncology Total		46	7,513,852	2,747,046	10,260,898
		736543- SOM: Peds: Leukemia Lymphoma	PD 04 - December	1	83,750	0	83,750	
			PD 05 - January	3	114,553	5,676	120,229	
			PD 06 - February	1	180,018	19,982	200,000	
			PD 07 - March	5	439,073	97,429	536,502	
			PD 08 - April	2	137,037	12,963	150,000	
			PD 09 - May	2	448,307	156,901	605,208	
			PD 10 - June	1	250,000	140,000	390,000	
			PD 12 - August	4	245,499	2,201	247,700	
				736543- SOM: Peds: Leukemia Lymphoma Total	19	1,898,237	435,152	2,333,389
			736544- SOM: Peds: BMT	PD 02 - October	4	1,801,214	508,920	2,310,134
		PD 03 - November		1	27,711	10,807	38,518	
		PD 05 - January		1	10,053	3,016	13,069	
		PD 07 - March		3	130,092	10,570	140,662	
		PD 08 - April		1	54,496	30,518	85,014	
		PD 09 - May		1	406,435	121,931	528,366	
		PD 10 - June		2	1,415,821	178,261	1,594,082	
		PD 11 - July		1	36,743	11,023	47,766	
		PD 12 - August		1	83,286	32,482	115,768	
				736544- SOM: Peds: BMT Total	15	3,965,851	907,528	4,873,379
		736545- SOM: Peds: Survivor	PD 04 - December	1	5,111	1,441	6,552	
			PD 06 - February	1	126,869	30,158	157,027	
			PD 09 - May	1	13,760	7,706	21,466	
			PD 10 - June	1	54,240	29,923	84,163	
			PD 12 - August	1	52,662	8,218	60,880	
			736545- SOM: Peds: Survivor Total	5	252,642	77,446	330,088	
		736546- SOM: Peds: HemThrom	PD 01 - September	2	65,691	5,247	70,938	
			PD 02 - October	4	498,208	245,843	744,051	
			PD 03 - November	1	50,000	0	50,000	
			PD 04 - December	4	239,880	6,762	246,642	
			PD 05 - January	2	29,968	1,567	31,535	
			PD 06 - February	4	187,350	61,073	248,423	
			PD 07 - March	5	2,334,782	1,055,480	3,390,262	
			PD 08 - April	5	2,380,520	369,849	2,750,369	
			PD 09 - May	3	97,561	43,544	141,105	
			PD 10 - June	2	286,727	127,818	414,545	
			PD 11 - July	4	182,690	87,775	270,465	
			PD 12 - August	3	638,708	180,918	819,626	
				736546- SOM: Peds: HemThrom Total	39	6,992,084	2,185,876	9,177,960

Emory University Proposal Statistics

Fiscal Year : 2016
Period : 12

Fiscal Year	Operating Unit	Department	Period	Proposals Processed	Direct (\$)	Indirect (\$)	Total (\$)
2016	20000- School of Medicine	736547- SOM: Peds: Sickle Cell	PD 03 - November	2	631,407	199,975	831,382
			PD 04 - December	1	74,628	0	74,628
			PD 05 - January	1	3,000	0	3,000
			PD 06 - February	4	152,345	75,933	228,278
			PD 08 - April	2	59,165	16,892	76,057
			PD 10 - June	2	150,112	50,964	201,076
			PD 11 - July	2	282,447	86,656	369,103
			PD 12 - August	3	126,855	55,238	182,093
			736547- SOM: Peds: Sickle Cell Total	17	1,479,959	485,658	1,965,617
		736548- SOM: Peds: Hematology	PD 01 - September	1	20,000	0	20,000
			PD 02 - October	1	138,296	11,064	149,360
			PD 03 - November	4	1,229,340	639,279	1,868,619
			PD 04 - December	1	256,701	133,464	390,165
			PD 06 - February	3	112,324	41,474	153,798
			PD 07 - March	3	417,607	163,676	581,283
			PD 08 - April	1	1,635,397	274,408	1,909,805
			PD 10 - June	1	102,564	57,436	160,000
			PD 11 - July	2	10,109	5,231	15,340
			PD 12 - August	1	41,694	23,349	65,043
			736548- SOM: Peds: Hematology Total	18	3,964,032	1,349,381	5,313,413
		736549- SOM: Peds: Gene Therapy	PD 06 - February	1	48,860	27,362	76,222
			PD 08 - April	1	83,442	0	83,442
		736549- SOM: Peds: Gene Therapy Total	2	132,302	27,362	159,664	
		736550- SOM: Peds: ENT	PD 04 - December	1	5,625	1,586	7,211
			PD 07 - March	1	59,747	17,924	77,671
			PD 09 - May	1	1,000	0	1,000
			PD 10 - June	1	250,000	140,000	390,000
		736550- SOM: Peds: ENT Total	4	316,372	159,510	475,882	
737000- SOM: Psych: Admin	PD 01 - September	4	369,337	206,829	576,166		
	PD 02 - October	17	2,611,959	687,061	3,299,020		
	PD 03 - November	6	1,663,400	579,247	2,242,647		
	PD 04 - December	6	100,935	32,640	133,575		
	PD 05 - January	6	1,085,996	540,180	1,626,176		
	PD 06 - February	10	1,505,449	581,661	2,087,110		
	PD 07 - March	10	1,804,665	687,377	2,492,042		
	PD 08 - April	10	1,086,323	477,919	1,564,242		
	PD 09 - May	3	100,867	31,096	131,963		
	PD 10 - June	13	3,076,608	1,200,245	4,276,853		
	PD 11 - July	2	132,398	53,984	186,382		
	PD 12 - August	8	1,145,087	91,293	1,236,380		
	737000- SOM: Psych: Admin Total	95	14,683,024	5,169,532	19,852,556		
	737005- SOM: Psych: Autism Center	PD 10 - June	1	9,632	0	9,632	

Emory University Proposal Statistics

Fiscal Year : 2016
Period : 12

Fiscal Year	Operating Unit	Department	Period	Proposals Processed	Direct (\$)	Indirect (\$)	Total (\$)		
2016	20000- School of Medicine	737005- SOM: Psych: Autism Center	PD 12 - August	2	73,192	4,392	77,584		
		737005- SOM: Psych: Autism Center Total		3	82,824	4,392	87,216		
		737500- SOM: Rad Onc: Admin	PD 01 - September	2	1,332,219	735,791	2,068,010		
			PD 02 - October	7	1,201,296	435,842	1,637,138		
			PD 03 - November	2	248,828	135,293	384,121		
			PD 04 - December	3	186,195	13,043	199,238		
			PD 05 - January	2	1,236,895	688,800	1,925,695		
			PD 06 - February	4	816,535	373,788	1,190,323		
			PD 07 - March	8	933,760	448,003	1,381,763		
			PD 08 - April	5	494,415	43,800	538,215		
			PD 09 - May	3	931,819	466,460	1,398,279		
			PD 10 - June	8	1,709,010	795,561	2,504,571		
			PD 11 - July	5	446,187	176,650	622,837		
			PD 12 - August	6	1,007,267	482,236	1,489,503		
			737500- SOM: Rad Onc: Admin Total			55	10,544,425	4,795,267	15,339,692
			738002- SOM: Rad: Abdominal Radiology	PD 02 - October	1	292,008	96,908	388,916	
				PD 05 - January	4	151,626	35,295	186,921	
			738002- SOM: Rad: Abdominal Radiology Total			5	443,634	132,203	575,837
			738006- SOM: Rad: Community Radiology	PD 11 - July	1	210,000	0	210,000	
			738006- SOM: Rad: Community Radiology Total			1	210,000	0	210,000
			738008- SOM: Rad: Musculoskeletal	PD 05 - January	1	10,000	0	10,000	
			738008- SOM: Rad: Musculoskeletal Total			1	10,000	0	10,000
			738010- SOM: Rad: Neuroradiology	PD 05 - January	2	95,000	0	95,000	
				PD 06 - February	1	180,095	13,000	193,095	
			738010- SOM: Rad: Neuroradiology Total			3	275,095	13,000	288,095
			738012- SOM: Rad: Nuclear Medicine	PD 05 - January	1	268,832	141,482	410,314	
			738012- SOM: Rad: Nuclear Medicine Total			1	268,832	141,482	410,314
			738014- SOM: Rad: Cardio Thoracic	PD 03 - November	1	6,410	3,590	10,000	
				PD 11 - July	1	6,410	3,590	10,000	
			738014- SOM: Rad: Cardio Thoracic Total			2	12,820	7,180	20,000
			738016- SOM: Rad: Interventional	PD 02 - October	1	10,200	3,060	13,260	
				PD 03 - November	1	15,000	8,400	23,400	
				PD 04 - December	3	1,106,272	181,080	1,287,352	
				PD 05 - January	1	10,000	0	10,000	
				PD 06 - February	1	57,084	17,125	74,209	
			738016- SOM: Rad: Interventional Total			7	1,198,556	209,665	1,408,221
			738026- SOM: Rad: Rsch Labs - Gen	PD 02 - October	1	261,460	80,783	342,243	
				PD 03 - November	1	24,425	13,678	38,103	
				PD 04 - December	2	125,540	6,813	132,353	
				PD 05 - January	2	236,077	102,912	338,989	
				PD 06 - February	2	80,968	26,536	107,504	

Emory University Proposal Statistics

Fiscal Year : 2016
Period : 12

Fiscal Year	Operating Unit	Department	Period	Proposals Processed	Direct (\$)	Indirect (\$)	Total (\$)		
2016	20000- School of Medicine	738026- SOM: Rad: Rsch Labs - Gen	PD 07 - March	1	7,500	4,200	11,700		
			PD 08 - April	2	201,892	67,627	269,519		
			PD 09 - May	1	258,902	75,415	334,317		
			PD 10 - June	4	936,999	305,080	1,242,079		
			PD 12 - August	2	150,642	67,627	218,269		
		738026- SOM: Rad: Rsch Labs - Gen Total				18	2,284,405	750,671	3,035,076
		738028- SOM: Rad: Rsch Labs - Gen Adm	PD 01 - September	1	7,194	2,806	10,000		
			PD 02 - October	1	46,463	4,646	51,109		
			PD 05 - January	2	140,000	14,000	154,000		
			PD 07 - March	1	50,000	28,000	78,000		
			PD 10 - June	1	391,181	168,248	559,429		
			PD 11 - July	1	70,000	7,000	77,000		
		738028- SOM: Rad: Rsch Labs - Gen Adm Total				7	704,838	224,700	929,538
		738030- SOM: Rad: Nuclear Cardiology	PD 01 - September	1	250,000	140,000	390,000		
			PD 09 - May	1	125,000	70,000	195,000		
			PD 10 - June	1	250,000	140,000	390,000		
			PD 11 - July	1	150,000	84,000	234,000		
		738030- SOM: Rad: Nuclear Cardiology Total				4	775,000	434,000	1,209,000
		738032- SOM: Rad: Radiopharm Disc Lab	PD 01 - September	1	47,861	26,802	74,663		
			PD 03 - November	1	150,000	83,111	233,111		
			PD 05 - January	1	100,000	0	100,000		
PD 07 - March	2		271,771	84,000	355,771				
PD 12 - August	1		48,967	27,422	76,389				
738032- SOM: Rad: Radiopharm Disc Lab Total				6	618,599	221,335	839,934		
738034- SOM: Rad: Med Phys & Quad Img	PD 02 - October	2	426,988	208,313	635,301				
	PD 05 - January	1	70,000	7,000	77,000				
	PD 11 - July	1	250,000	140,000	390,000				
738034- SOM: Rad: Med Phys & Quad Img Total				4	746,988	355,313	1,102,301		
738036- SOM: Rad: Radiogand & Expert	PD 10 - June	1	246,868	138,246	385,114				
738036- SOM: Rad: Radiogand & Expert Total				1	246,868	138,246	385,114		
738038- SOM: Rad: MR Research Lab	PD 01 - September	2	36,039	15,932	51,971				
	PD 02 - October	3	743,072	366,132	1,109,204				
	PD 03 - November	2	49,730	27,849	77,579				
	PD 04 - December	2	47,800	16,406	64,206				
	PD 05 - January	2	118,409	39,093	157,502				
	PD 06 - February	3	420,546	196,485	617,031				
	PD 08 - April	3	323,535	169,133	492,668				
	PD 09 - May	1	248,292	19,863	268,155				
	PD 10 - June	1	125,000	66,926	191,926				
	PD 12 - August	2	366,283	187,952	554,235				
	738038- SOM: Rad: MR Research Lab Total				21	2,478,706	1,105,771	3,584,477	
738040- SOM: Rad: Physics &	PD 02 -	1	318,940	154,630	473,570				

Emory University Proposal Statistics

Fiscal Year : 2016
Period : 12

Fiscal Year	Operating Unit	Department	Period	Proposals Processed	Direct (\$)	Indirect (\$)	Total (\$)
2016	20000- School of Medicine	738040- SOM: Rad: Physics & Comp Lab	October				
			PD 03 - November	1	113,225	62,274	175,499
			PD 06 - February	1	340,410	114,237	454,647
			PD 07 - March	2	406,296	176,216	582,512
			PD 09 - May	1	2,000,000	0	2,000,000
			PD 10 - June	1	232,778	118,392	351,170
			PD 11 - July	1	62,439	34,966	97,405
			738040- SOM: Rad: Physics & Comp Lab Total	8	3,474,088	660,715	4,134,803
		738046- SOM: Rad: Imaging Informatics	PD 10 - June	1	32,692	18,308	51,000
		738046- SOM: Rad: Imaging Informatics Total	1	32,692	18,308	51,000	
		738500- SOM: Rehab: Admin	PD 01 - September	2	302,641	78,171	380,812
			PD 02 - October	2	134,609	73,748	208,357
			PD 04 - December	1	2,560	1,024	3,584
			PD 06 - February	1	253,512	10,798	264,310
			PD 08 - April	3	193,725	20,260	213,985
			PD 09 - May	1	117,258	9,381	126,639
			PD 10 - June	2	571,265	223,240	794,505
			PD 11 - July	3	240,000	116,000	356,000
		738500- SOM: Rehab: Admin Total	15	1,815,570	532,622	2,348,192	
		738505- SOM: Rehab: DPT Program	PD 05 - January	2	86,850	0	86,850
			PD 07 - March	1	34,207	2,737	36,944
			PD 08 - April	2	337,915	126,792	464,707
			PD 10 - June	1	125,000	9,200	134,200
			PD 12 - August	1	40,000	0	40,000
			738505- SOM: Rehab: DPT Program Total	7	623,972	138,729	762,701
		739005- SOM: Surgery: General	PD 01 - September	1	165,439	5,952	171,391
			PD 03 - November	1	57,500	22,425	79,925
			PD 04 - December	3	410,393	132,210	542,603
			PD 06 - February	2	380,000	212,800	592,800
PD 07 - March	1		495,501	12,165	507,666		
PD 08 - April	4		910,894	309,345	1,220,239		
PD 11 - July	3		298,134	129,440	427,574		
PD 12 - August	1		50,000	0	50,000		
739005- SOM: Surgery: General Total	16	2,767,860	824,337	3,592,197			
739010- SOM: Surgery: Vascular	PD 01 - September	1	94,208	28,262	122,470		
	PD 02 - October	3	644,308	275,615	919,923		
	PD 04 - December	1	95,889	7,671	103,560		
	PD 06 - February	1	553,041	93,434	646,475		
	PD 07 - March	1	132,008	39,602	171,610		
	PD 09 - May	3	127,292	27,688	154,980		
	PD 11 - July	1	68,182	6,818	75,000		
	PD 12 - August	1	43,751	4,375	48,126		

Emory University Proposal Statistics

Fiscal Year : 2016
Period : 12

Fiscal Year	Operating Unit	Department	Period	Proposals Processed	Direct (\$)	Indirect (\$)	Total (\$)		
2016	20000- School of Medicine	739010- SOM: Surgery: Vascular Total		12	1,758,679	483,465	2,242,144		
		739015- SOM: Surgery: Oncology	PD 03 - November	3	90,820	18,480	109,300		
			PD 04 - December	1	48,077	26,923	75,000		
			PD 06 - February	1	0	0	0		
			PD 07 - March	2	353,808	191,874	545,682		
			PD 09 - May	1	96,000	35,000	131,000		
			PD 10 - June	1	366,339	195,070	561,409		
			PD 11 - July	1	43,591	24,411	68,002		
			PD 12 - August	3	57,190	0	57,190		
			739015- SOM: Surgery: Oncology Total		13	1,055,825	491,758	1,547,583	
			739020- SOM: Surgery: Thoracic	PD 01 - September	1	250,000	140,000	390,000	
				PD 02 - October	7	923,771	374,486	1,298,257	
				PD 03 - November	2	434,257	219,668	653,925	
				PD 05 - January	2	140,000	14,000	154,000	
				PD 06 - February	3	345,132	152,635	497,767	
				PD 07 - March	1	45,455	4,546	50,001	
				PD 08 - April	4	205,421	38,321	243,742	
				PD 09 - May	3	4,908,399	1,466,520	6,374,919	
				PD 10 - June	3	256,880	143,853	400,733	
				PD 11 - July	2	306,150	140,000	446,150	
				PD 12 - August	1	35,743	20,016	55,759	
				739020- SOM: Surgery: Thoracic Total	29	7,851,208	2,714,045	10,565,253	
				739035- SOM: Surgery: Transplant	PD 02 - October	1	681,511	258,381	939,892
					PD 03 - November	3	454,211	202,993	657,204
					PD 04 - December	5	744,617	239,807	984,424
					PD 05 - January	2	244,509	86,977	331,486
					PD 06 - February	6	491,145	134,077	625,222
					PD 07 - March	6	922,472	461,252	1,383,724
					PD 08 - April	5	498,086	89,115	587,201
					PD 09 - May	4	288,177	102,994	391,171
					PD 10 - June	4	384,542	173,668	558,210
					PD 11 - July	2	3,101,145	423,402	3,524,547
					PD 12 - August	4	2,420,584	662,285	3,082,869
		739035- SOM: Surgery: Transplant Total		42	10,230,999	2,834,951	13,065,950		
		739040- SOM: Surgery: Pediatrics	PD 02 - October	1	143,236	80,213	223,449		
			PD 11 - July	1	117,957	66,056	184,013		
		739040- SOM: Surgery: Pediatrics Total		2	261,193	146,269	407,462		
		739045- SOM: Surgery: Grady Surgery	PD 05 - January	1	83,275	24,983	108,258		
			PD 10 - June	1	681,818	68,182	750,000		
		739045- SOM: Surgery: Grady Surgery Total		2	765,093	93,165	858,258		
		739050- SOM: Surgery: Carlos Center	PD 01 - September	1	173,417	76,583	250,000		
		739050- SOM: Surgery: Carlos		1	173,417	76,583	250,000		

Emory University Proposal Statistics

Fiscal Year : 2016
Period : 12

Fiscal Year	Operating Unit	Department	Period	Proposals Processed	Direct (\$)	Indirect (\$)	Total (\$)	
2016	20000- School of Medicine	Center Total						
		739500- SOM: Urology: Admin	PD 01 - September	4	346,546	157,399	503,945	
			PD 03 - November	3	110,219	55,733	165,952	
			PD 05 - January	1	51,086	0	51,086	
			PD 06 - February	2	452,261	138,151	590,412	
			PD 09 - May	2	538,377	255,920	794,297	
			PD 11 - July	1	200,240	112,134	312,374	
			PD 12 - August	1	57,941	32,447	90,388	
			739500- SOM: Urology: Admin Total		14	1,756,670	751,784	2,508,454
			20000- School of Medicine Total		2757	505,422,416	171,900,678	677,323,094
		22000- School of Public Health	810002- SPH: Business Services	PD 03 - November	1	7,936	2,063	9,999
			810002- SPH: Business Services Total		1	7,936	2,063	9,999
			811000- SPH: Behavrl Sciences & Health	PD 01 - September	7	925,850	250,604	1,176,454
				PD 02 - October	5	1,081,483	412,866	1,494,349
				PD 03 - November	3	38,819	14,715	53,534
				PD 04 - December	11	1,148,846	478,464	1,627,310
				PD 05 - January	7	1,056,646	369,536	1,426,182
				PD 06 - February	6	1,094,975	356,639	1,451,614
				PD 07 - March	7	570,462	301,229	871,691
				PD 08 - April	4	289,833	73,544	363,377
				PD 09 - May	11	4,147,716	1,180,213	5,327,929
				PD 10 - June	7	2,122,879	776,189	2,899,068
				PD 11 - July	14	1,153,159	332,826	1,485,985
		PD 12 - August	9	535,986	204,498	740,484		
		811000- SPH: Behavrl Sciences & Health Total		91	14,166,653	4,751,323	18,917,976	
		812000- SPH: Biostatistics	PD 01 - September	5	513,978	241,786	755,764	
			PD 02 - October	4	332,845	136,246	469,091	
			PD 03 - November	4	294,885	147,932	442,817	
			PD 04 - December	4	260,975	96,665	357,640	
			PD 05 - January	5	317,475	146,984	464,459	
			PD 06 - February	7	571,099	302,951	874,050	
			PD 07 - March	7	1,161,246	346,424	1,507,670	
			PD 08 - April	3	338,452	119,253	457,705	
			PD 09 - May	6	843,830	307,679	1,151,509	
			PD 10 - June	7	1,393,607	608,958	2,002,565	
			PD 11 - July	5	656,203	309,657	965,860	
			PD 12 - August	6	540,269	220,038	760,307	
		812000- SPH: Biostatistics Total		63	7,224,864	2,984,573	10,209,437	
		813000- SPH: Environmental Health	PD 01 - September	4	285,168	156,642	441,810	
			PD 02 - October	6	1,526,834	759,587	2,286,421	
			PD 03 - November	5	341,171	53,436	394,607	
			PD 04 - December	5	168,062	11,023	179,085	

Emory University Proposal Statistics

Fiscal Year : 2016
Period : 12

Fiscal Year	Operating Unit	Department	Period	Proposals Processed	Direct (\$)	Indirect (\$)	Total (\$)		
2016	22000- School of Public Health	813000- SPH: Environmental Health	PD 05 - January	4	6,126,437	893,490	7,019,927		
			PD 06 - February	8	2,315,557	940,949	3,256,506		
			PD 07 - March	10	1,302,371	257,507	1,559,878		
			PD 08 - April	7	1,325,205	556,813	1,882,018		
			PD 09 - May	5	1,620,727	783,582	2,404,309		
			PD 10 - June	8	805,591	359,342	1,164,933		
			PD 11 - July	6	955,705	246,170	1,201,875		
			PD 12 - August	6	478,664	88,798	567,462		
		813000- SPH: Environmental Health Total				74	17,251,492	5,107,339	22,358,831
		814000- SPH: Epidemiology	PD 01 - September	14	1,040,328	141,364	1,181,692		
			PD 02 - October	16	2,956,776	1,361,803	4,318,579		
			PD 03 - November	6	1,634,542	787,330	2,421,872		
			PD 04 - December	14	2,011,804	819,145	2,830,949		
			PD 05 - January	12	1,606,464	633,455	2,239,919		
			PD 06 - February	9	2,706,411	1,200,255	3,906,666		
			PD 07 - March	12	2,828,672	782,349	3,611,021		
			PD 08 - April	12	2,686,498	1,220,662	3,907,160		
			PD 09 - May	23	5,876,199	2,422,786	8,298,985		
			PD 10 - June	13	3,225,861	1,140,281	4,366,142		
			PD 11 - July	8	1,185,620	477,068	1,662,688		
			PD 12 - August	18	2,772,844	753,929	3,526,773		
		814000- SPH: Epidemiology Total				157	30,532,018	11,740,427	42,272,445
		815000- SPH: Health Policy and Mngmnt	PD 01 - September	1	20,266	2,027	22,293		
			PD 02 - October	3	422,400	161,155	583,555		
			PD 03 - November	7	891,378	449,618	1,340,996		
			PD 04 - December	2	58,904	12,580	71,484		
			PD 06 - February	6	1,889,273	587,293	2,476,566		
			PD 07 - March	1	150,000	84,000	234,000		
PD 08 - April	3		629,438	204,251	833,689				
PD 09 - May	3		148,594	18,677	167,271				
PD 10 - June	3		113,721	5,616	119,337				
PD 11 - July	5		586,837	173,442	760,279				
PD 12 - August	3		160,749	31,419	192,168				
815000- SPH: Health Policy and Mngmnt Total				37	5,071,560	1,730,078	6,801,638		
816000- SPH: Global Health	PD 01 - September	8	1,576,368	265,186	1,841,554				
	PD 02 - October	11	2,602,223	807,145	3,409,368				
	PD 03 - November	6	1,733,851	489,215	2,223,066				
	PD 04 - December	8	1,564,135	145,732	1,709,867				
	PD 05 - January	3	256,189	96,869	353,058				
	PD 06 - February	8	2,007,978	544,792	2,552,770				
	PD 07 - March	10	1,559,335	527,522	2,086,857				
	PD 08 - April	12	2,051,109	651,660	2,702,769				

Emory University Proposal Statistics

Fiscal Year : 2016
Period : 12

Fiscal Year	Operating Unit	Department	Period	Proposals Processed	Direct (\$)	Indirect (\$)	Total (\$)	
2016	22000- School of Public Health	816000- SPH: Global Health	PD 09 - May	15	1,034,249	286,953	1,321,202	
			PD 10 - June	5	2,617,227	1,116,903	3,734,130	
			PD 11 - July	16	3,663,002	1,439,214	5,102,216	
			PD 12 - August	19	2,676,016	952,909	3,628,925	
		816000- SPH: Global Health Total			121	23,341,682	7,324,100	30,665,782
		817000- SPH: Global Health Institute	PD 03 - November	1	41,667	8,333	50,000	
			PD 06 - February	1	354,639	32,109	386,748	
			PD 09 - May	2	3,903,885	276,115	4,180,000	
			PD 10 - June	1	70,000	0	70,000	
		817000- SPH: Global Health Institute Total			5	4,370,191	316,557	4,686,748
	22000- School of Public Health Total			549	101,966,397	33,956,460	135,922,857	
	24000- School of Nursing	801215- SON: Office of the Dean	PD 04 - December	1	124,052	69,469	193,521	
			PD 08 - April	1	411,269	140,319	551,588	
			PD 09 - May	2	806,195	447,747	1,253,942	
			PD 11 - July	1	485,919	148,830	634,749	
			801215- SON: Office of the Dean Total			5	1,827,435	806,365
		801800- SON: Nursing Research	PD 06 - February	3	53,221	7,489	60,710	
			PD 08 - April	1	61,991	0	61,991	
			PD 09 - May	1	331,916	185,873	517,789	
			PD 10 - June	2	39,857	17,949	57,806	
PD 12 - August			1	81,865	0	81,865		
801800- SON: Nursing Research Total			8	568,850	211,311	780,161		
803300- SON: Academic Advancement		PD 01 - September	5	123,089	25,575	148,664		
		PD 02 - October	10	1,218,596	488,220	1,706,816		
		PD 03 - November	5	4,794,945	753,636	5,548,581		
		PD 04 - December	6	2,003,801	369,839	2,373,640		
		PD 05 - January	9	1,063,820	406,708	1,470,528		
		PD 06 - February	7	612,714	127,656	740,370		
		PD 07 - March	9	3,035,749	539,750	3,575,499		
		PD 08 - April	5	8,453,852	1,342,724	9,796,576		
		PD 09 - May	11	1,449,922	405,260	1,855,182		
	PD 10 - June	16	2,825,060	1,147,640	3,972,700			
803300- SON: Academic Advancement Total			92	28,807,869	5,650,764	34,458,633		
24000- School of Nursing Total			105	31,204,154	6,668,440	37,872,594		
28000- Yerkes Primate Center	820000- YRK: Director's Office	PD 09 - May	1	499,990	0	499,990		
		PD 12 - August	1	742,360	0	742,360		
	820000- YRK: Director's Office Total			2	1,242,350	0	1,242,350	
	820400- YRK: Animal Resources	PD 06 - February	1	7,481	0	7,481		
	820400- YRK: Animal Resources Total			1	7,481	0	7,481	

Emory University Proposal Statistics

Fiscal Year : 2016
Period : 12

Fiscal Year	Operating Unit	Department	Period	Proposals Processed	Direct (\$)	Indirect (\$)	Total (\$)	
2016	28000- Yerkes Primate Center	820421- YRK: Vet Med Main Station	PD 12 - August	1	16,001	3,200	19,201	
		820421- YRK: Vet Med Main Station Total		1	16,001	3,200	19,201	
		821000- YRK: Emory Vaccine Center	PD 02 - October	7	714,057	549,848	1,263,905	
			PD 03 - November	1	150,000	105,453	255,453	
			PD 04 - December	6	991,914	640,047	1,631,961	
			PD 05 - January	4	6,362,174	3,130,867	9,493,041	
			PD 06 - February	7	2,146,765	1,270,487	3,417,252	
			PD 07 - March	2	982,912	771,585	1,754,497	
			PD 08 - April	5	282,301	102,028	384,329	
			PD 09 - May	6	3,946,208	1,674,147	5,620,355	
			PD 10 - June	3	323,767	251,213	574,980	
			PD 11 - July	3	491,875	372,875	864,750	
			PD 12 - August	7	850,565	548,318	1,398,883	
			821000- YRK: Emory Vaccine Center Total		51	17,242,539	9,416,868	26,659,407
		821100- YRK: Behav Neuro & Psych Dis	PD 01 - September	2	350,000	184,414	534,414	
			PD 02 - October	4	842,078	598,957	1,441,035	
			PD 03 - November	1	55,556	4,444	60,000	
			PD 04 - December	3	172,365	0	172,365	
			PD 06 - February	4	1,823,727	1,015,721	2,839,448	
			PD 07 - March	1	75,000	0	75,000	
			PD 08 - April	1	150,000	92,782	242,782	
			PD 09 - May	3	842,768	616,805	1,459,573	
			PD 10 - June	2	296,320	180,556	476,876	
			PD 11 - July	7	692,227	192,210	884,437	
			PD 12 - August	1	62,060	0	62,060	
			821100- YRK: Behav Neuro & Psych Dis Total		29	5,362,101	2,885,889	8,247,990
		821200- YRK: Microbiology & Immunology	PD 01 - September	11	3,820,913	2,401,893	6,222,806	
			PD 02 - October	3	286,882	164,552	451,434	
			PD 03 - November	3	1,850,894	1,358,052	3,208,946	
			PD 04 - December	16	3,133,806	2,145,546	5,279,352	
			PD 05 - January	4	1,940,366	1,014,827	2,955,193	
			PD 06 - February	5	1,332,052	995,325	2,327,377	
			PD 07 - March	7	1,362,492	660,198	2,022,690	
			PD 08 - April	7	1,533,405	1,086,393	2,619,798	
			PD 09 - May	4	594,763	466,889	1,061,652	
			PD 10 - June	1	53,101	41,684	94,785	
			PD 11 - July	8	2,534,636	1,699,208	4,233,844	
			PD 12 - August	4	584,861	452,008	1,036,869	
			821200- YRK: Microbiology & Immunology Total		73	19,028,170	12,486,575	31,514,745
			821300- YRK: NND-Neuroscience	PD 02 - October	2	2,401,480	473,167	2,874,647
		PD 03 - November		2	871,111	656,346	1,527,457	
		PD 04 -		1	60,794	0	60,794	

Emory University Proposal Statistics

Fiscal Year : 2016
Period : 12

Fiscal Year	Operating Unit	Department	Period	Proposals Processed	Direct (\$)	Indirect (\$)	Total (\$)	
2016	28000- Yerkes Primate Center	821300- YRK: NND-Neuroscience	December					
			PD 05 - January	1	40,144	31,513	71,657	
			PD 06 - February	4	1,382,720	1,006,936	2,389,656	
			PD 07 - March	3	446,193	346,729	792,922	
			PD 08 - April	1	114,570	9,166	123,736	
			PD 09 - May	2	1,787,208	138,212	1,925,420	
			PD 12 - August	2	263,420	0	263,420	
			821300- YRK: NND-Neuroscience Total	18	7,367,639	2,662,069	10,029,708	
			821400- YRK: Dev & Cog Neuroscience	PD 02 - October	3	377,300	295,290	672,590
				PD 03 - November	3	347,668	226,710	574,378
	PD 04 - December	6		1,870,686	1,363,302	3,233,988		
	PD 05 - January	1		484,838	229,727	714,565		
	PD 06 - February	3		340,974	236,627	577,601		
	PD 07 - March	2		77,283	25,837	103,120		
	PD 08 - April	3		1,387,448	1,009,856	2,397,304		
	PD 09 - May	4		826,389	645,153	1,471,542		
	PD 10 - June	3		1,268,825	992,110	2,260,935		
	PD 11 - July	2		453,222	339,549	792,771		
	PD 12 - August	2		592,484	380,656	973,140		
	821400- YRK: Dev & Cog Neuroscience Total	32		8,027,117	5,744,817	13,771,934		
	821500- YRK: Pathology Research	PD 03 - November	2	168,665	132,402	301,067		
		821500- YRK: Pathology Research Total	2	168,665	132,402	301,067		
821600- YRK: NND-Sensory Motor Systems	PD 04 - December	2	1,000,000	708,585	1,708,585			
	PD 07 - March	1	149,752	117,556	267,308			
	PD 08 - April	2	497,993	386,190	884,183			
	PD 10 - June	3	276,879	209,500	486,379			
821600- YRK: NND-Sensory Motor Systems Total	8	1,924,624	1,421,831	3,346,455				
821800- YRK: Emory Inst Drug Dev	PD 01 - September	3	609,480	308,840	918,320			
	PD 05 - January	1	50,000	0	50,000			
	PD 11 - July	1	857,660	330,914	1,188,574			
821800- YRK: Emory Inst Drug Dev Total	5	1,517,140	639,754	2,156,894				
28000- Yerkes Primate Center Total		222	61,903,828	35,393,405	97,297,233			
60000- President	016001- Office of Univ Chaplain	PD 04 - December	1	545,455	54,545	600,000		
	016001- Office of Univ Chaplain Total	1	545,455	54,545	600,000			
60000- President Total		1	545,455	54,545	600,000			
62000- EVP- Finance & Administration	103010- Sustainability Initiatives	PD 06 - February	1	35,971	14,029	50,000		
	103010- Sustainability Initiatives Total	1	35,971	14,029	50,000			
62000- EVP- Finance & Administration Total		1	35,971	14,029	50,000			
65000- EVP- Academic Affairs	900000- EVP Academic Affairs & Provost	PD 06 - February	1	7,000	0	7,000		
	900000- EVP Academic Affairs & Provost Total	1	7,000	0	7,000			
	948200- LITS: Rose Library	PD 11 -	2	100,583	0	100,583		

Emory University Proposal Statistics

Fiscal Year : 2016
Period : 12

Fiscal Year	Operating Unit	Department	Period	Proposals Processed	Direct (\$)	Indirect (\$)	Total (\$)	
2016	65000- EVP- Academic Affairs	Operations	July					
		948200- LITS: Rose Library Operations Total		2	100,583	0	100,583	
		949500- LITS: Scholarly Communications	PD 06 - February	1	73,413	0	73,413	
		949500- LITS: Scholarly Communications Total		1	73,413	0	73,413	
	65000- EVP- Academic Affairs Total			4	180,996	0	180,996	
	68000- EVP- Health Affairs	701000- EVP Health Affairs		PD 03 - November	1	38,562	0	38,562
				PD 09 - May	1	143,836	56,096	199,932
		701000- EVP Health Affairs Total		2	182,398	56,096	238,494	
		701500- Winship Cancer Institute		PD 01 - September	1	26,547	10,353	36,900
				PD 02 - October	1	15,108	5,892	21,000
				PD 04 - December	1	38,461	21,538	59,999
				PD 05 - January	1	348,045	194,905	542,950
				PD 06 - February	1	1,400,000	784,001	2,184,001
				PD 09 - May	1	1,606,695	899,750	2,506,445
				PD 10 - June	3	1,115,867	557,686	1,673,553
				PD 11 - July	1	0	0	0
			701500- Winship Cancer Institute Total		10	4,550,723	2,474,125	7,024,848
68000- EVP- Health Affairs Total			12	4,733,121	2,530,221	7,263,342		
2016 Total				3959	750,396,940	263,858,710	1,014,255,650	
2015	10000- Emory College	830060- ECAS: Dean of the College	PD 02 - October	1	56,355	0	56,355	
		830060- ECAS: Dean of the College Total		1	56,355	0	56,355	
	831000- ECAS: Biology		PD 01 - September	3	154,846	25,044	179,890	
			PD 02 - October	2	44,733	25,051	69,784	
			PD 03 - November	4	517,917	285,413	803,330	
			PD 04 - December	5	693,530	199,100	892,630	
			PD 05 - January	4	414,012	148,674	562,686	
			PD 06 - February	5	1,557,063	592,569	2,149,632	
			PD 07 - March	1	327,084	183,167	510,251	
			PD 08 - April	2	339,474	0	339,474	
			PD 09 - May	2	421,250	232,225	653,475	
			PD 10 - June	6	1,194,049	315,349	1,509,398	
			PD 11 - July	4	571,753	261,299	833,052	
			PD 12 - August	8	1,163,754	512,942	1,676,696	
	831000- ECAS: Biology Total		46	7,399,465	2,780,833	10,180,298		
	831010- ECAS: Chemistry		PD 01 - September	8	630,332	292,716	923,048	
			PD 02 - October	7	1,347,571	323,312	1,670,883	
			PD 03 - November	8	935,106	498,365	1,433,471	
			PD 04 - December	2	147,475	77,197	224,672	
			PD 05 - January	3	916,495	89,049	1,005,544	
			PD 06 - February	3	750,195	249,698	999,893	
			PD 07 - March	6	932,885	269,958	1,202,843	
			PD 08 -	2	925,898	0	925,898	

Emory University Proposal Statistics

Fiscal Year : 2016
Period : 12

Fiscal Year	Operating Unit	Department	Period	Proposals Processed	Direct (\$)	Indirect (\$)	Total (\$)			
2015	10000- Emory College	831010- ECAS: Chemistry	April							
			PD 09 - May	4	232,165	89,948	322,113			
			PD 10 - June	2	475,000	254,618	729,618			
			PD 11 - July	5	571,225	285,603	856,828			
			PD 12 - August	1	1,520,532	0	1,520,532			
		831010- ECAS: Chemistry Total				51	9,384,878	2,430,464	11,815,342	
		831020- ECAS: Math & Computer Science	PD 01 - September	1	110,689	59,676	170,365			
			PD 02 - October	4	123,352	67,761	191,113			
			PD 03 - November	1	39,942	20,058	60,000			
			PD 04 - December	4	280,036	150,274	430,310			
			PD 05 - January	2	137,126	59,536	196,662			
			PD 07 - March	1	114,418	64,074	178,492			
			PD 08 - April	1	2,656	1,275	3,931			
			PD 09 - May	1	106,759	54,914	161,673			
			PD 10 - June	1	99,470	51,892	151,362			
			PD 11 - July	2	149,329	73,904	223,233			
			PD 12 - August	1	97,788	22,158	119,946			
			831020- ECAS: Math & Computer Science Total				19	1,261,564	625,522	1,887,086
			831030- ECAS: Physics	PD 01 - September	2	178,510	45,384	223,894		
		PD 02 - October		7	524,346	250,990	775,336			
		PD 03 - November		5	446,683	201,781	648,464			
		PD 04 - December		2	130,260	28,636	158,896			
		PD 05 - January		1	254,523	139,992	394,515			
		PD 07 - March		4	444,274	113,089	557,363			
		PD 08 - April		2	517,550	193,086	710,636			
		PD 10 - June		1	28,549	15,987	44,536			
		PD 11 - July		2	185,889	93,972	279,861			
		PD 12 - August		1	4,164	0	4,164			
		831030- ECAS: Physics Total				27	2,714,748	1,082,917	3,797,665	
		832000- ECAS: Anthropology		PD 02 - October	8	492,736	199,866	692,602		
				PD 05 - January	9	430,136	199,976	630,112		
			PD 06 - February	2	172,260	74,914	247,174			
			PD 07 - March	1	19,991	5,198	25,189			
			PD 09 - May	8	156,511	3,613	160,124			
			PD 10 - June	3	397,505	194,603	592,108			
			PD 11 - July	2	402,071	154,857	556,928			
			PD 12 - August	3	59,769	15,976	75,745			
			832000- ECAS: Anthropology Total				36	2,130,979	849,003	2,979,982
		832010- ECAS: Economics	PD 02 - October	1	250,000	140,000	390,000			
			PD 08 - April	1	48,943	4,894	53,837			
			PD 09 - May	1	158,756	88,904	247,660			
			PD 10 - June	1	67,626	37,871	105,497			
			PD 12 - August	1	33,742	18,896	52,638			

Emory University Proposal Statistics

Fiscal Year : 2016
Period : 12

Fiscal Year	Operating Unit	Department	Period	Proposals Processed	Direct (\$)	Indirect (\$)	Total (\$)	
2015	10000- Emory College	832010- ECAS: Economics	August					
		832010- ECAS: Economics Total		5	559,067	290,565	849,632	
		832030- ECAS: Environmental Science	PD 01 - September	1	27,500	0	27,500	
			PD 02 - October	2	29,129	9,692	38,821	
			PD 03 - November	3	1,160,982	175,187	1,336,169	
			PD 04 - December	2	139,050	29,074	168,124	
			PD 06 - February	3	494,497	174,561	669,058	
			PD 07 - March	2	15,690	0	15,690	
			PD 08 - April	2	157,104	17,652	174,756	
			PD 09 - May	1	28,155	15,767	43,922	
			PD 10 - June	1	44,327	15,514	59,841	
			PD 11 - July	2	495,775	126,131	621,906	
			PD 12 - August	1	56,267	31,510	87,777	
			832030- ECAS: Environmental Science Total		20	2,648,476	595,088	3,243,564
			832050- ECAS: History	PD 04 - December	1	71,858	28,025	99,883
				PD 06 - February	1	52,233	0	52,233
				PD 08 - April	1	48,000	0	48,000
				PD 09 - May	1	32,332	0	32,332
				PD 12 - August	1	10,000	0	10,000
			832050- ECAS: History Total		5	214,423	28,025	242,448
			832060- ECAS: Political Science	PD 01 - September	2	57,626	15,488	73,114
				PD 04 - December	1	47,065	3,295	50,360
				PD 05 - January	3	152,392	62,307	214,699
				PD 06 - February	2	175,430	53,885	229,315
				PD 07 - March	1	277,532	0	277,532
				PD 11 - July	1	2,000	0	2,000
				PD 12 - August	1	14,000	3,640	17,640
			832060- ECAS: Political Science Total		11	726,044	138,615	864,659
			832070- ECAS: Psychology	PD 01 - September	4	261,445	88,309	349,754
				PD 02 - October	1	49,905	27,513	77,418
				PD 03 - November	1	25,577	14,323	39,900
				PD 04 - December	4	509,947	216,683	726,630
				PD 05 - January	3	259,496	72,829	332,325
				PD 06 - February	2	549,898	307,942	857,840
				PD 07 - March	3	354,645	87,513	442,158
				PD 08 - April	2	8,864	1,996	10,860
				PD 09 - May	3	504,189	279,378	783,567
				PD 10 - June	2	96,077	2,863	98,940
				PD 11 - July	2	64,023	35,419	99,442
				PD 12 - August	2	467,469	171,539	639,008
			832070- ECAS: Psychology Total		29	3,151,535	1,306,307	4,457,842
			832080- ECAS: Sociology	PD 03 - November	1	10,205	1,795	12,000
				PD 05 - January	3	321,528	177,726	499,254

Emory University Proposal Statistics

Fiscal Year : 2016
Period : 12

Fiscal Year	Operating Unit	Department	Period	Proposals Processed	Direct (\$)	Indirect (\$)	Total (\$)
2015	10000- Emory College	832080- ECAS: Sociology	PD 07 - March	1	36,662	20,531	57,193
			PD 08 - April	1	189,392	106,060	295,452
			PD 11 - July	1	38,820	21,739	60,559
		832080- ECAS: Sociology Total		7	596,607	327,851	924,458
		832090- ECAS: Women's Studies	PD 10 - June	1	4,000	0	4,000
		832090- ECAS: Women's Studies Total		1	4,000	0	4,000
		833000- ECAS: African American Studies	PD 07 - March	1	152,982	47,015	199,997
		833000- ECAS: African American Studies Total		1	152,982	47,015	199,997
		833010- ECAS: Art History	PD 04 - December	1	85,227	22,159	107,386
			PD 06 - February	1	67,238	0	67,238
		833010- ECAS: Art History Total		2	152,465	22,159	174,624
		833020- ECAS: Classics	PD 06 - February	1	148,348	16,316	164,664
			PD 08 - April	2	41,000	0	41,000
		833020- ECAS: Classics Total		3	189,348	16,316	205,664
		833040- ECAS: English	PD 05 - January	1	203,229	104,848	308,077
			PD 06 - February	1	45,000	0	45,000
		833040- ECAS: English Total		2	248,229	104,848	353,077
		833050- Film & Media Studies	PD 03 - November	1	16,834	6,565	23,399
			PD 05 - January	1	21,381	11,760	33,141
			PD 10 - June	1	3,700	0	3,700
		833050- Film & Media Studies Total		3	41,915	18,325	60,240
		833070- ECAS: German Studies	PD 04 - December	1	54,764	21,358	76,122
		833070- ECAS: German Studies Total		1	54,764	21,358	76,122
		833090- ECAS: MESAS	PD 04 - December	1	64,941	16,885	81,826
			PD 06 - February	1	122,078	30,018	152,096
		833090- ECAS: MESAS Total		2	187,019	46,903	233,922
		833110- ECAS: Philosophy	PD 06 - February	1	100,065	50,954	151,019
		833110- ECAS: Philosophy Total		1	100,065	50,954	151,019
		833120- ECAS: Religion	PD 02 - October	1	45,000	0	45,000
			PD 05 - January	1	90,697	0	90,697
		833120- ECAS: Religion Total		2	135,697	0	135,697
		834010- ECAS: Ctr Science Education	PD 09 - May	1	993,383	43,951	1,037,334
		834010- ECAS: Ctr Science Education Total		1	993,383	43,951	1,037,334
		834020- ECAS: Neurosci & Behav Biology	PD 07 - March	1	5,000	0	5,000
		834020- ECAS: Neurosci & Behav Biology Total		1	5,000	0	5,000
		837070- ECAS: Ctr Study Human Health	PD 04 - December	1	227,207	124,436	351,643
			PD 06 - February	2	300,000	162,918	462,918
			PD 09 - May	1	288,072	77,727	365,799
		837070- ECAS: Ctr Study Human Health Total		4	815,279	365,081	1,180,360
	10000- Emory College Total			281	33,924,288	11,192,100	45,116,388
	11000- Graduate School of Arts & Scie	861000- GRS: Dean's Office	PD 08 - April	1	166,786	0	166,786
			PD 12 - August	1	278,691	94,633	373,324
		861000- GRS: Dean's Office Total		2	445,477	94,633	540,110
		861300- GRS: Student Development	PD 01 - September	1	4,000	0	4,000
			PD 07 -	1	3,875	0	3,875

Emory University Proposal Statistics

Fiscal Year : 2016
Period : 12

Fiscal Year	Operating Unit	Department	Period	Proposals Processed	Direct (\$)	Indirect (\$)	Total (\$)
2015	11000- Graduate School of Arts & Scie	861300- GRS: Student Development	March				
		861300- GRS: Student Development Total		2	7,875	0	7,875
		862100- GRS: GDBBS	PD 08 - April	1	908,940	72,715	981,655
		862100- GRS: GDBBS Total		1	908,940	72,715	981,655
		863500- GRS: Art History	PD 07 - March	1	25,000	0	25,000
		863500- GRS: Art History Total		1	25,000	0	25,000
		865000- GRS: Religion	PD 12 - August	1	10,000	0	10,000
	865000- GRS: Religion Total		1	10,000	0	10,000	
	11000- Graduate School of Arts & Scie Total		7	1,397,292	167,348	1,564,640	
	12000- Law School	881420- School of Law	PD 01 - September	1	105,000	0	105,000
			PD 02 - October	1	55,000	0	55,000
			PD 03 - November	1	47,818	4,782	52,600
			PD 05 - January	2	101,000	0	101,000
			PD 07 - March	1	64,800	0	64,800
			881420- School of Law Total		6	373,618	4,782
	12000- Law School Total		6	373,618	4,782	378,400	
	16000- Goizueta Business School	872090- GBS: Faculty Support / Resrch	PD 04 - December	1	2,000	0	2,000
			PD 06 - February	1	574,849	0	574,849
			PD 12 - August	1	18,473	0	18,473
			872090- GBS: Faculty Support / Resrch Total		3	595,322	0
	16000- Goizueta Business School Total		3	595,322	0	595,322	
	20000- School of Medicine	720810- SOM: Div of Animal Resources	PD 01 - September	1	5,000	0	5,000
			PD 12 - August	1	500,000	0	500,000
		720810- SOM: Div of Animal Resources Total		2	505,000	0	505,000
		720820- SOM: ACTSI	PD 07 - March	1	670,845	41,799	712,644
			PD 08 - April	2	4,694,953	712,875	5,407,828
		720820- SOM: ACTSI Total		3	5,365,798	754,674	6,120,472
722010- SOM: Transplant Center		PD 05 - January	1	40,000	22,400	62,400	
722010- SOM: Transplant Center Total			1	40,000	22,400	62,400	
723000- SOM: Biochem: Admin		PD 01 - September	7	659,659	319,811	979,470	
		PD 02 - October	5	577,895	263,936	841,831	
		PD 03 - November	6	1,497,647	616,445	2,114,092	
		PD 04 - December	14	2,038,909	746,411	2,785,320	
		PD 05 - January	8	1,641,189	243,250	1,884,439	
		PD 06 - February	8	1,166,871	529,822	1,696,693	
	PD 07 - March	5	620,825	341,468	962,293		
	PD 08 - April	1	60,294	0	60,294		
	PD 09 - May	5	860,597	467,845	1,328,442		
	PD 10 - June	7	1,546,202	786,931	2,333,133		
	PD 11 - July	7	1,035,450	468,079	1,503,529		
PD 12 - August	7	1,143,079	353,940	1,497,019			
723000- SOM: Biochem: Admin Total		80	12,848,618	5,137,938	17,986,556		

Emory University Proposal Statistics

Fiscal Year : 2016
Period : 12

Fiscal Year	Operating Unit	Department	Period	Proposals Processed	Direct (\$)	Indirect (\$)	Total (\$)			
2015	20000- School of Medicine	724000- SOM: BME: Admin	PD 01 - September	4	443,962	193,837	637,799			
			PD 02 - October	4	742,142	329,396	1,071,538			
			PD 03 - November	4	2,854,477	881,662	3,736,139			
			PD 04 - December	4	284,300	70,000	354,300			
			PD 05 - January	8	478,818	153,011	631,829			
			PD 06 - February	3	358,795	55,908	414,703			
			PD 07 - March	5	436,477	159,186	595,663			
			PD 08 - April	4	495,877	117,873	613,750			
			PD 10 - June	8	1,195,669	532,628	1,728,297			
			PD 11 - July	4	1,669,937	601,706	2,271,643			
			PD 12 - August	3	170,718	0	170,718			
			724000- SOM: BME: Admin Total				51	9,131,173	3,095,207	12,226,380
					724200- SOM: BMI: Admin	PD 01 - September	1	291,142	163,040	454,182
PD 02 - October	1	300,000				157,058	457,058			
PD 03 - November	3	274,632				105,813	380,445			
PD 04 - December	1	133,993				75,036	209,029			
PD 05 - January	1	39,972				15,589	55,561			
PD 06 - February	1	101,216				56,681	157,897			
PD 07 - March	1	36,253				20,302	56,555			
PD 08 - April	1	176,126				14,090	190,216			
PD 09 - May	3	294,790				71,004	365,794			
PD 10 - June	3	530,279				199,424	729,703			
PD 11 - July	4	475,877				171,220	647,097			
PD 12 - August	1	96,688				9,669	106,357			
724200- SOM: BMI: Admin Total						21	2,750,968	1,058,926	3,809,894	
		724500- SOM: Cell Biology: Admin	PD 01 - September	4	853,551	421,249	1,274,800			
			PD 02 - October	5	564,337	221,648	785,985			
			PD 03 - November	5	754,558	354,523	1,109,081			
			PD 04 - December	3	579,485	274,918	854,403			
			PD 05 - January	6	575,146	111,720	686,866			
			PD 06 - February	5	1,715,368	485,240	2,200,608			
			PD 07 - March	7	1,756,507	808,773	2,565,280			
			PD 08 - April	5	400,448	146,479	546,927			
			PD 09 - May	3	312,309	140,100	452,409			
			PD 10 - June	2	260,000	145,600	405,600			
			PD 11 - July	7	1,079,411	461,208	1,540,619			
			PD 12 - August	3	422,444	154,880	577,324			
			724500- SOM: Cell Biology: Admin Total				55	9,273,564	3,726,338	12,999,902
		725000- SOM: Hum Gen: Admin	PD 01 - September	10	1,125,369	384,356	1,509,725			
			PD 02 - October	16	2,925,477	1,178,065	4,103,542			
			PD 03 - November	3	364,576	45,424	410,000			
			PD 04 - December	12	2,578,608	969,737	3,548,345			

Emory University Proposal Statistics

Fiscal Year : 2016
Period : 12

Fiscal Year	Operating Unit	Department	Period	Proposals Processed	Direct (\$)	Indirect (\$)	Total (\$)		
2015	20000- School of Medicine	725000- SOM: Hum Gen: Admin	PD 05 - January	9	1,094,428	438,970	1,533,398		
			PD 06 - February	8	1,495,985	680,183	2,176,168		
			PD 07 - March	7	1,402,752	658,490	2,061,242		
			PD 08 - April	9	4,392,981	1,541,332	5,934,313		
			PD 09 - May	5	784,009	384,562	1,168,571		
			PD 10 - June	6	2,338,487	617,321	2,955,808		
			PD 11 - July	7	1,190,124	485,627	1,675,751		
			PD 12 - August	10	2,081,278	420,051	2,501,329		
		725000- SOM: Hum Gen: Admin Total				102	21,774,074	7,804,118	29,578,192
		725005- SOM: Hum Gen: Medical Genetics	PD 01 - September	1	56,831	19,891	76,722		
			PD 02 - October	2	186,186	54,933	241,119		
			PD 03 - November	1	29,711	8,319	38,030		
			PD 04 - December	2	234,702	3,784	238,486		
			PD 05 - January	1	100,000	28,200	128,200		
			PD 06 - February	2	344,941	120,729	465,670		
			PD 07 - March	3	110,632	2,287	112,919		
			PD 08 - April	7	234,168	90,493	324,661		
			PD 09 - May	4	713,628	152,040	865,668		
			PD 10 - June	2	46,000	0	46,000		
			PD 11 - July	1	81,182	6,495	87,677		
			PD 12 - August	2	16,074	6,239	22,313		
		725005- SOM: Hum Gen: Medical Genetics Total				28	2,154,056	493,410	2,647,466
		725500- SOM: Micro/Immun: Admin	PD 01 - September	8	2,423,292	966,937	3,390,229		
			PD 02 - October	10	3,366,796	849,636	4,216,432		
			PD 03 - November	4	667,676	347,690	1,015,366		
			PD 04 - December	8	1,039,717	268,971	1,308,688		
			PD 05 - January	5	1,447,427	522,481	1,969,908		
			PD 06 - February	4	797,023	292,804	1,089,827		
PD 07 - March	8		5,267,665	1,468,917	6,736,582				
PD 08 - April	6		715,971	256,625	972,596				
PD 09 - May	4		570,082	316,143	886,225				
PD 10 - June	6		1,385,928	668,153	2,054,081				
PD 11 - July	9		2,195,187	853,041	3,048,228				
PD 12 - August	9		974,424	349,260	1,323,684				
725500- SOM: Micro/Immun: Admin Total				81	20,851,188	7,160,658	28,011,846		
726000- SOM: Pharmacology: Admin	PD 01 - September	5	513,321	175,460	688,781				
	PD 02 - October	17	3,138,191	1,524,278	4,662,469				
	PD 03 - November	12	2,153,521	936,007	3,089,528				
	PD 04 - December	3	535,706	135,448	671,154				
	PD 05 - January	7	1,076,108	160,575	1,236,683				
	PD 06 - February	6	1,393,516	773,807	2,167,323				
	PD 07 -	8	1,786,710	969,358	2,756,068				

Emory University Proposal Statistics

Fiscal Year : 2016
Period : 12

Fiscal Year	Operating Unit	Department	Period	Proposals Processed	Direct (\$)	Indirect (\$)	Total (\$)
2015	20000- School of Medicine	726000- SOM: Pharmacology: Admin	March				
			PD 08 - April	3	389,913	188,003	577,916
			PD 09 - May	4	837,500	339,876	1,177,376
			PD 10 - June	5	1,285,059	693,805	1,978,864
			PD 11 - July	8	1,094,501	549,911	1,644,412
			PD 12 - August	2	115,356	37,911	153,267
			726000- SOM: Pharmacology: Admin Total	80	14,319,402	6,484,439	20,803,841
		726500- SOM: Physiology: Admin	PD 01 - September	3	1,562,054	146,527	1,708,581
			PD 02 - October	7	1,015,332	434,380	1,449,712
			PD 03 - November	6	1,152,390	514,671	1,667,061
			PD 04 - December	4	396,300	119,625	515,925
			PD 05 - January	10	1,993,063	746,589	2,739,652
			PD 06 - February	6	1,096,135	575,010	1,671,145
			PD 07 - March	7	953,862	407,274	1,361,136
			PD 08 - April	6	824,063	273,829	1,097,892
			PD 09 - May	3	353,514	180,401	533,915
			PD 10 - June	3	475,000	260,960	735,960
			PD 11 - July	2	219,798	63,259	283,057
			PD 12 - August	8	929,614	222,078	1,151,692
			726500- SOM: Physiology: Admin Total	65	10,971,124	3,944,603	14,915,727
		730000- SOM: Anesthesiology: Admin	PD 02 - October	1	59,886	23,356	83,242
			PD 05 - January	3	121,456	0	121,456
			PD 06 - February	1	15,000	0	15,000
			PD 08 - April	4	147,147	18,630	165,777
			PD 09 - May	2	236,232	41,635	277,867
			PD 10 - June	3	866,186	412,876	1,279,062
			PD 11 - July	3	320,505	153,352	473,857
			PD 12 - August	1	47,216	0	47,216
		730000- SOM: Anesthesiology: Admin Total	18	1,813,628	649,849	2,463,477	
		730500- SOM: Dermatology: Admin	PD 01 - September	1	39,580	0	39,580
			PD 02 - October	1	55,000	0	55,000
			PD 03 - November	1	59,881	17,964	77,845
			PD 04 - December	1	15,652	8,765	24,417
			PD 05 - January	1	27,273	2,727	30,000
			PD 06 - February	1	70,000	39,200	109,200
			PD 08 - April	2	276,124	154,629	430,753
			PD 10 - June	4	314,415	128,830	443,245
PD 11 - July	1		21,583	8,417	30,000		
PD 12 - August	1		110,741	44,296	155,037		
730500- SOM: Dermatology: Admin Total	14		990,248	404,828	1,395,076		
731000- SOM: Emerg Med: Admin	PD 01 - September		2	1,240,872	202,969	1,443,841	
	PD 02 - October	3	458,468	256,742	715,210		

Emory University Proposal Statistics

Fiscal Year : 2016
Period : 12

Fiscal Year	Operating Unit	Department	Period	Proposals Processed	Direct (\$)	Indirect (\$)	Total (\$)
2015	20000- School of Medicine	731000- SOM: Emerg Med: Admin	PD 03 - November	1	152,092	0	152,092
			PD 04 - December	6	282,845	0	282,845
			PD 05 - January	4	592,427	38,315	630,742
			PD 06 - February	3	321,612	167,984	489,596
			PD 08 - April	4	370,735	151,181	521,916
			PD 09 - May	1	7,825	2,175	10,000
			PD 10 - June	1	35,971	14,029	50,000
			PD 11 - July	1	45,364	0	45,364
			PD 12 - August	8	421,677	42,634	464,311
			731000- SOM: Emerg Med: Admin Total	34	3,929,888	876,029	4,805,917
		731505- SOM: FPM: PA Program	PD 09 - May	1	4,017	0	4,017
		731505- SOM: FPM: PA Program Total	1	4,017	0	4,017	
		731510- SOM: FPM: AIDS Training	PD 02 - October	1	60,502	4,840	65,342
			PD 07 - March	1	4,657,654	122,347	4,780,001
			PD 08 - April	1	68,922	5,514	74,436
			PD 11 - July	1	236,984	11,197	248,181
		731510- SOM: FPM: AIDS Training Total	4	5,024,062	143,898	5,167,960	
		731525- SOM: FPM: Family Medicine	PD 04 - December	1	33,894	0	33,894
			PD 12 - August	1	29,923	0	29,923
		731525- SOM: FPM: Family Medicine Total	2	63,817	0	63,817	
		732010- SOM: GYN OB: Family Planning	PD 04 - December	2	72,387	12,936	85,323
			PD 05 - January	1	49,752	0	49,752
			PD 06 - February	1	117,625	9,410	127,035
			PD 07 - March	2	120,763	11,444	132,207
			PD 08 - April	3	242,795	23,714	266,509
			PD 11 - July	1	276,425	0	276,425
		732010- SOM: GYN OB: Family Planning Total	10	879,747	57,504	937,251	
		732015- SOM: GYN OB: General	PD 06 - February	1	22,839	6,441	29,280
			PD 07 - March	1	10,000	0	10,000
		732015- SOM: GYN OB: General Total	2	32,839	6,441	39,280	
		732020- SOM: GYN OB: GYN Oncology	PD 07 - March	1	69,122	19,492	88,614
		732020- SOM: GYN OB: GYN Oncology Total	1	69,122	19,492	88,614	
		732025- SOM: GYN OB: FPM & RS	PD 11 - July	1	75,238	22,572	97,810
		732025- SOM: GYN OB: FPM & RS Total	1	75,238	22,572	97,810	
		732030- SOM: GYN OB: Adoles Repro Hlth	PD 08 - April	1	730,133	119,867	850,000
		732030- SOM: GYN OB: Adoles Repro Hlth Total	1	730,133	119,867	850,000	
		732055- SOM: GYN OB: Research	PD 02 - October	2	205,810	115,254	321,064
			PD 03 - November	1	164,126	83,849	247,975
			PD 05 - January	1	30,000	0	30,000
			PD 06 - February	2	200,000	112,000	312,000
			PD 10 - June	1	42,000	23,520	65,520

Emory University Proposal Statistics

Fiscal Year : 2016
Period : 12

Fiscal Year	Operating Unit	Department	Period	Proposals Processed	Direct (\$)	Indirect (\$)	Total (\$)
2015	20000- School of Medicine	732055- SOM: GYN OB: Research	PD 11 - July	1	136,364	13,636	150,000
			PD 12 - August	1	48,077	26,923	75,000
		732055- SOM: GYN OB: Research Total		9	826,377	375,182	1,201,559
		732500- SOM: HMO: Med Onc	PD 01 - September	15	3,695,851	1,493,180	5,189,031
			PD 02 - October	16	2,343,781	719,077	3,062,858
			PD 03 - November	13	1,702,157	537,367	2,239,524
			PD 04 - December	10	977,535	339,246	1,316,781
			PD 05 - January	15	1,973,874	561,551	2,535,425
			PD 06 - February	13	2,125,719	955,659	3,081,378
			PD 07 - March	10	958,223	339,282	1,297,505
			PD 08 - April	15	1,326,600	459,680	1,786,280
			PD 09 - May	8	972,952	181,410	1,154,362
			PD 10 - June	17	2,725,565	1,101,169	3,826,734
			PD 11 - July	16	1,285,896	355,070	1,640,966
			PD 12 - August	7	1,085,154	325,546	1,410,700
			732500- SOM: HMO: Med Onc Total		155	21,173,306	7,368,237
		732510- SOM: HMO: Hematology	PD 01 - September	5	670,146	201,044	871,190
			PD 02 - October	7	1,911,331	692,526	2,603,857
			PD 03 - November	3	609,326	313,686	923,012
			PD 04 - December	11	1,984,686	707,644	2,692,330
			PD 05 - January	7	1,368,253	464,426	1,832,679
			PD 06 - February	4	605,419	246,626	852,045
			PD 07 - March	4	335,152	45,696	380,848
			PD 08 - April	2	741,147	222,344	963,491
			PD 09 - May	4	515,392	282,606	797,998
			PD 10 - June	4	664,405	179,440	843,845
			PD 11 - July	5	779,745	298,924	1,078,669
			PD 12 - August	4	299,212	107,412	406,624
			732510- SOM: HMO: Hematology Total		60	10,484,214	3,762,374
		732520- SOM: HMO: BMT	PD 01 - September	10	959,587	256,458	1,216,045
			PD 02 - October	10	1,366,354	463,240	1,829,594
			PD 03 - November	1	323,378	97,014	420,392
			PD 04 - December	8	372,471	91,145	463,616
PD 05 - January	7		853,009	295,557	1,148,566		
PD 06 - February	7		1,337,289	543,498	1,880,787		
PD 07 - March	7		569,462	62,272	631,734		
PD 08 - April	12		1,288,598	434,147	1,722,745		
PD 09 - May	5		118,617	29,963	148,580		
PD 10 - June	10		547,764	292,775	840,539		
PD 11 - July	4		219,355	71,618	290,973		
PD 12 - August	12		1,271,939	403,738	1,675,677		
732520- SOM: HMO: BMT Total			93	9,227,824	3,041,425	12,269,249	

Emory University Proposal Statistics

Fiscal Year : 2016
Period : 12

Fiscal Year	Operating Unit	Department	Period	Proposals Processed	Direct (\$)	Indirect (\$)	Total (\$)	
2015	20000- School of Medicine	732540- SOM: HMO: Admin	PD 05 - January	1	27,420	15,355	42,775	
		732540- SOM: HMO: Admin Total		1	27,420	15,355	42,775	
		733000- SOM: Medicine: Admin	PD 11 - July	1	32,438	994	33,432	
		733000- SOM: Medicine: Admin Total		1	32,438	994	33,432	
		733005- SOM: Medicine: Cardiology	PD 01 - September	12	2,125,368	1,021,463	3,146,831	
			PD 02 - October	11	3,816,088	1,902,596	5,718,684	
			PD 03 - November	8	3,701,814	1,272,774	4,974,588	
			PD 04 - December	12	1,944,650	483,449	2,428,099	
			PD 05 - January	21	1,664,234	269,500	1,933,734	
			PD 06 - February	8	348,112	97,270	445,382	
			PD 07 - March	12	6,519,228	2,126,757	8,645,985	
			PD 08 - April	14	2,762,046	972,375	3,734,421	
			PD 09 - May	8	1,759,870	563,947	2,323,817	
			PD 10 - June	8	1,863,420	746,050	2,609,470	
			PD 11 - July	13	676,211	98,836	775,047	
			PD 12 - August	13	4,734,229	1,463,349	6,197,578	
			733005- SOM: Medicine: Cardiology Total		140	31,915,270	11,018,366	42,933,636
			733010- SOM: Medicine: Digestive Dis	PD 02 - October	1	233,369	70,011	303,380
		PD 03 - November		4	688,095	285,210	973,305	
		PD 04 - December		5	219,709	0	219,709	
		PD 05 - January		1	36,904	0	36,904	
		PD 06 - February		4	684,007	339,262	1,023,269	
		PD 07 - March		5	446,742	183,501	630,243	
		PD 08 - April		1	508,968	152,690	661,658	
		PD 09 - May		1	369,496	110,849	480,345	
		PD 10 - June		3	567,479	209,006	776,485	
		PD 11 - July		4	602,381	221,750	824,131	
		PD 12 - August		3	357,712	72,588	430,300	
		733010- SOM: Medicine: Digestive Dis Total			32	4,714,863	1,644,867	6,359,730
		733015- SOM: Medicine: Endocrinology	PD 01 - September	3	200,476	36,155	236,631	
			PD 02 - October	4	586,591	284,748	871,339	
			PD 03 - November	4	688,941	284,393	973,334	
			PD 04 - December	3	405,354	90,025	495,379	
			PD 05 - January	1	137,915	41,374	179,289	
			PD 06 - February	5	647,595	256,249	903,844	
			PD 07 - March	4	855,880	370,776	1,226,656	
			PD 08 - April	3	301,477	57,052	358,529	
			PD 09 - May	4	595,722	70,547	666,269	
			PD 10 - June	4	488,112	242,323	730,435	
			PD 11 - July	5	1,054,653	434,551	1,489,204	
			PD 12 - August	1	10,000	0	10,000	
733015- SOM: Medicine: Endocrinology Total			41	5,972,715	2,168,193	8,140,908		

Emory University Proposal Statistics

Fiscal Year : 2016
Period : 12

Fiscal Year	Operating Unit	Department	Period	Proposals Processed	Direct (\$)	Indirect (\$)	Total (\$)
2015	20000- School of Medicine	733020- SOM: Medicine: Geriatrics	PD 01 - September	3	169,982	36,582	206,564
			PD 02 - October	1	47,619	2,381	50,000
			PD 04 - December	2	64,059	29,732	93,791
			PD 05 - January	1	50,847	0	50,847
			PD 07 - March	1	811,464	38,536	850,000
			PD 08 - April	2	50,000	0	50,000
			PD 09 - May	3	520,439	78,561	599,000
			733020- SOM: Medicine: Geriatrics Total	13	1,714,410	185,792	1,900,202
			733025- SOM: Medicine: Infectious Dis	PD 01 - September	6	1,822,168	536,931
		PD 02 - October		5	1,216,057	487,355	1,703,412
		PD 03 - November		5	2,208,298	427,927	2,636,225
		PD 04 - December		7	528,145	68,956	597,101
		PD 05 - January		6	409,578	81,361	490,939
		PD 06 - February		12	1,739,854	366,444	2,106,298
		PD 07 - March		6	1,455,011	233,555	1,688,566
		PD 08 - April		11	1,188,328	264,242	1,452,570
		PD 09 - May		17	9,776,370	2,730,361	12,506,731
		PD 10 - June		12	4,758,948	1,144,839	5,903,787
		PD 11 - July		10	882,271	330,542	1,212,813
		PD 12 - August		7	4,840,156	2,069,665	6,909,821
		733025- SOM: Medicine: Infectious Dis Total	104	30,825,184	8,742,178	39,567,362	
		733030- SOM: Medicine: Nephrology	PD 01 - September	1	9,001	0	9,001
			PD 02 - October	5	1,357,515	612,073	1,969,588
			PD 03 - November	5	1,767,494	618,935	2,386,429
			PD 04 - December	3	695,557	190,485	886,042
			PD 05 - January	9	567,411	64,046	631,457
			PD 06 - February	8	1,455,008	677,905	2,132,913
			PD 07 - March	2	343,085	147,447	490,532
			PD 08 - April	2	341,088	68,904	409,992
			PD 09 - May	1	213,298	15,064	228,362
			PD 10 - June	4	503,262	246,501	749,763
			PD 11 - July	9	934,233	399,345	1,333,578
			PD 12 - August	2	140,000	14,000	154,000
733030- SOM: Medicine: Nephrology Total	51	8,326,951	3,054,705	11,381,656			
733035- SOM: Medicine: Pulmonary	PD 01 - September	5	866,996	213,509	1,080,505		
	PD 02 - October	9	1,366,503	359,209	1,725,712		
	PD 03 - November	5	516,906	167,014	683,920		
	PD 04 - December	2	1,186,346	646,154	1,832,500		
	PD 05 - January	6	1,430,230	660,668	2,090,898		
	PD 06 - February	7	994,991	329,586	1,324,577		
	PD 07 - March	6	1,223,229	423,941	1,647,170		
	PD 08 -	6	632,158	90,192	722,350		

Emory University Proposal Statistics

Fiscal Year : 2016
Period : 12

Fiscal Year	Operating Unit	Department	Period	Proposals Processed	Direct (\$)	Indirect (\$)	Total (\$)			
2015	20000- School of Medicine	733035- SOM: Medicine: Pulmonary	April							
			PD 09 - May	11	3,907,438	684,511	4,591,949			
			PD 10 - June	9	774,854	203,269	978,123			
			PD 11 - July	4	142,819	38,608	181,427			
			PD 12 - August	6	644,349	157,430	801,779			
		733035- SOM: Medicine: Pulmonary Total				76	13,686,819	3,974,091	17,660,910	
		733040- SOM: Medicine: Rheumatology	PD 01 - September	2	107,482	29,046	136,528			
			PD 02 - October	1	271,396	75,448	346,844			
			PD 04 - December	1	8,000	0	8,000			
			PD 06 - February	1	3,453	1,347	4,800			
			PD 07 - March	1	2,000	0	2,000			
			PD 08 - April	2	733,973	265,624	999,597			
			PD 09 - May	1	12,860	5,015	17,875			
			PD 10 - June	2	393,696	153,267	546,963			
			PD 11 - July	1	203,859	56,449	260,308			
			PD 12 - August	2	188,660	56,598	245,258			
			733040- SOM: Medicine: Rheumatology Total				14	1,925,379	642,794	2,568,173
			733045- SOM: Medicine: General Med	PD 04 - December	5	872,015	154,215	1,026,230		
		PD 06 - February		4	1,424,573	566,014	1,990,587			
		PD 07 - March		3	1,112,408	475,301	1,587,709			
		PD 09 - May		1	113,564	63,596	177,160			
		PD 10 - June		2	401,377	32,111	433,488			
		PD 11 - July		1	16,029	6,252	22,281			
		PD 12 - August		2	309,819	40,541	350,360			
		733045- SOM: Medicine: General Med Total				18	4,249,785	1,338,030	5,587,815	
		733050- SOM: Medicine: Hospital Med	PD 05 - January	1	71,259	0	71,259			
			PD 10 - June	1	132,719	39,816	172,535			
		733050- SOM: Medicine: Hospital Med Total				2	203,978	39,816	243,794	
		733060- SOM: Medicine: Immunology	PD 01 - September	2	38,708	21,667	60,375			
PD 04 - December	2		125,589	35,792	161,381					
PD 05 - January	1		11,307	6,332	17,639					
PD 06 - February	1		59,791	32,475	92,266					
PD 09 - May	2		72,390	40,538	112,928					
PD 10 - June	1		64,000	35,840	99,840					
PD 12 - August	2		115,214	64,520	179,734					
733060- SOM: Medicine: Immunology Total				11	486,999	237,164	724,163			
733505- SOM: Neurology: Admin	PD 01 - September	2	127,522	36,920	164,442					
	PD 04 - December	1	400,000	224,000	624,000					
	PD 05 - January	1	175,000	137,375	312,375					
	PD 06 - February	3	326,466	50,584	377,050					
	PD 07 - March	2	1,395,233	349,727	1,744,960					
	PD 08 - April	3	1,042,983	318,933	1,361,916					

Emory University Proposal Statistics

Fiscal Year : 2016
Period : 12

Fiscal Year	Operating Unit	Department	Period	Proposals Processed	Direct (\$)	Indirect (\$)	Total (\$)		
2015	20000- School of Medicine	733505- SOM: Neurology: Admin	PD 09 - May	2	3,414,480	959,956	4,374,436		
			PD 10 - June	1	45,552	13,666	59,218		
			PD 11 - July	1	10,000	0	10,000		
			PD 12 - August	2	125,165	26,288	151,453		
		733505- SOM: Neurology: Admin Total				18	7,062,402	2,117,449	9,179,851
		733510- SOM: Neurology: Epilepsy	PD 01 - September	1	60,841	34,071	94,912		
			PD 04 - December	1	7,194	2,806	10,000		
			PD 05 - January	2	82,730	5,492	88,222		
			PD 07 - March	1	135	41	176		
			PD 09 - May	2	600	180	780		
			PD 10 - June	3	2,059,583	120,007	2,179,590		
			PD 11 - July	2	56,567	22,061	78,628		
			PD 12 - August	1	38,462	21,538	60,000		
		733510- SOM: Neurology: Epilepsy Total				13	2,306,112	206,196	2,512,308
		733515- SOM: Neurology: Sleep	PD 03 - November	1	480,064	246,921	726,985		
			PD 10 - June	1	168,325	13,466	181,791		
		733515- SOM: Neurology: Sleep Total				2	648,389	260,387	908,776
		733520- SOM: Neurology: Movement Disor	PD 01 - September	1	125,666	37,700	163,366		
			PD 02 - October	1	47,618	2,381	49,999		
			PD 03 - November	4	776,317	239,927	1,016,244		
			PD 04 - December	5	1,347,245	249,069	1,596,314		
			PD 05 - January	3	288,024	72,007	360,031		
			PD 06 - February	2	422,067	194,358	616,425		
			PD 07 - March	1	42,500	12,750	55,250		
			PD 09 - May	5	400,717	163,787	564,504		
			PD 10 - June	6	1,022,030	389,007	1,411,037		
			PD 11 - July	5	258,266	47,480	305,746		
PD 12 - August	4		304,305	87,672	391,977				
733520- SOM: Neurology: Movement Disor Total				37	5,034,755	1,496,138	6,530,893		
733525- SOM: Neurology: Neuro-Rehab	PD 01 - September	1	25,000	14,000	39,000				
	PD 02 - October	3	253,588	96,229	349,817				
	PD 03 - November	2	1,252,058	547,481	1,799,539				
	PD 04 - December	1	425,515	234,782	660,297				
	PD 05 - January	3	127,999	10,530	138,529				
	PD 06 - February	3	61,386	14,000	75,386				
	PD 07 - March	1	150,000	84,000	234,000				
	PD 09 - May	1	38,000	3,040	41,040				
	PD 12 - August	1	43,823	0	43,823				
	733525- SOM: Neurology: Neuro-Rehab Total				16	2,377,369	1,004,062	3,381,431	
733530- SOM: Neurology: Cog Neurobehav	PD 02 - October	1	118,689	65,311	184,000				
	PD 05 - January	4	771,269	151,578	922,847				
	PD 06 - February	1	149,000	11,920	160,920				

Emory University Proposal Statistics

Fiscal Year : 2016
Period : 12

Fiscal Year	Operating Unit	Department	Period	Proposals Processed	Direct (\$)	Indirect (\$)	Total (\$)
2015	20000- School of Medicine	733530- SOM: Neurology: Cog Neurobehav	February				
			PD 08 - April	1	2,800	840	3,640
			PD 09 - May	1	144,744	11,580	156,324
			PD 10 - June	1	40,000	22,400	62,400
			PD 11 - July	2	565,247	73,754	639,001
			PD 12 - August	1	7,575	2,273	9,848
			733530- SOM: Neurology: Cog Neurobehav Total	12	1,799,324	339,656	2,138,980
		733535- SOM: Neurology: Neuromuscular	PD 02 - October	2	269,648	24,465	294,113
			PD 03 - November	1	44,060	15,575	59,635
			PD 04 - December	1	59,647	0	59,647
			PD 06 - February	1	99,073	38,639	137,712
			PD 07 - March	1	460,811	46,081	506,892
			PD 10 - June	1	444,914	127,497	572,411
			PD 12 - August	1	132,923	39,877	172,800
		733535- SOM: Neurology: Neuromuscular Total	8	1,511,076	292,134	1,803,210	
		733545- SOM: Neurology: Stroke	PD 01 - September	1	41,021	11,404	52,425
			PD 02 - October	2	437,190	130,195	567,385
			PD 03 - November	2	551,442	222,308	773,750
			PD 04 - December	1	57,825	16,075	73,900
			PD 05 - January	2	164,274	48,292	212,566
			PD 06 - February	5	331,356	64,789	396,145
			PD 07 - March	3	180,899	99,188	280,087
			PD 09 - May	2	304,553	146,696	451,249
			PD 10 - June	2	251,956	140,544	392,500
			PD 11 - July	1	53,679	15,137	68,816
			PD 12 - August	1	49,968	14,091	64,059
			733545- SOM: Neurology: Stroke Total	22	2,424,162	908,719	3,332,881
		733570- SOM: Neurology: Neuropsych	PD 06 - February	1	43,122	19,416	62,538
			PD 07 - March	1	479,522	113,012	592,534
PD 08 - April	1		54,921	30,756	85,677		
PD 09 - May	2		229,419	18,354	247,773		
PD 11 - July	1		33,040	10,182	43,222		
733570- SOM: Neurology: Neuropsych Total	6	840,024	191,720	1,031,744			
734000- SOM: Neurosurgery: Admin	PD 01 - September	2	118,490	6,471	124,961		
	PD 02 - October	9	836,253	217,430	1,053,683		
	PD 03 - November	4	405,176	159,584	564,760		
	PD 04 - December	1	15,807	8,852	24,659		
	PD 05 - January	5	813,279	109,885	923,164		
	PD 06 - February	3	457,500	249,696	707,196		
	PD 07 - March	5	283,022	79,185	362,207		
	PD 08 - April	3	1,372,051	318,918	1,690,969		
	PD 09 - May	2	695,750	43,286	739,036		

Emory University Proposal Statistics

Fiscal Year : 2016
Period : 12

Fiscal Year	Operating Unit	Department	Period	Proposals Processed	Direct (\$)	Indirect (\$)	Total (\$)		
2015	20000- School of Medicine	734000- SOM: Neurosurgery: Admin	PD 10 - June	2	453,851	221,812	675,663		
			PD 11 - July	4	555,727	157,201	712,928		
			PD 12 - August	4	175,885	22,366	198,251		
		734000- SOM: Neurosurgery: Admin Total				44	6,182,790	1,594,686	7,777,476
		734500- SOM: Ophthal: Admin	PD 01 - September	3	621,953	129,088	751,041		
			PD 02 - October	3	298,750	145,503	444,253		
			PD 03 - November	5	347,061	126,093	473,154		
			PD 04 - December	3	343,420	163,240	506,660		
			PD 05 - January	2	152,624	16,285	168,909		
			PD 06 - February	9	935,415	308,892	1,244,307		
			PD 07 - March	4	489,547	174,886	664,433		
			PD 08 - April	1	55,503	16,651	72,154		
			PD 09 - May	5	701,530	272,082	973,612		
			PD 10 - June	1	37,000	20,720	57,720		
			PD 11 - July	4	291,707	57,672	349,379		
			PD 12 - August	3	351,936	113,228	465,164		
			734500- SOM: Ophthal: Admin Total				43	4,626,446	1,544,340
		734502- SOM: Ophthal: Chairman	PD 04 - December	1	527,480	158,244	685,724		
		734502- SOM: Ophthal: Chairman Total				1	527,480	158,244	685,724
		734506- SOM: Ophthal: Dept Research	PD 10 - June	1	376,956	207,326	584,282		
		734506- SOM: Ophthal: Dept Research Total				1	376,956	207,326	584,282
		734508- SOM: Ophthal: Basic Research	PD 08 - April	1	250,000	140,000	390,000		
			PD 09 - May	1	265,250	112,000	377,250		
			PD 10 - June	1	250,000	137,500	387,500		
			PD 11 - July	1	250,000	140,000	390,000		
		734508- SOM: Ophthal: Basic Research Total				4	1,015,250	529,500	1,544,750
		734520- SOM: Ophthal: Cornea	PD 11 - July	2	228,126	68,437	296,563		
			PD 12 - August	1	100,835	30,251	131,086		
		734520- SOM: Ophthal: Cornea Total				3	328,961	98,688	427,649
		734532- SOM: Ophthal: Pediatric	PD 11 - July	1	26,511	7,953	34,464		
		734532- SOM: Ophthal: Pediatric Total				1	26,511	7,953	34,464
		734534- SOM: Ophthal: Retina	PD 09 - May	1	180,730	54,219	234,949		
			PD 11 - July	1	16,560	4,968	21,528		
		734534- SOM: Ophthal: Retina Total				2	197,290	59,187	256,477
		735000- SOM: Orthopaedics: Admin	PD 01 - September	3	325,595	70,500	396,095		
			PD 02 - October	1	23,000	6,900	29,900		
			PD 03 - November	2	34,797	9,736	44,533		
			PD 07 - March	1	62,648	18,795	81,443		
			PD 08 - April	1	16,666	6,500	23,166		
			PD 09 - May	1	48,580	14,574	63,154		
			PD 10 - June	2	200,321	31,042	231,363		
			PD 11 -	2	246,419	73,645	320,064		

Emory University Proposal Statistics

Fiscal Year : 2016
Period : 12

Fiscal Year	Operating Unit	Department	Period	Proposals Processed	Direct (\$)	Indirect (\$)	Total (\$)	
2015	20000- School of Medicine	735000- SOM: Orthopaedics: Admin	July					
			PD 12 - August	3	212,823	61,799	274,622	
		735000- SOM: Orthopaedics: Admin Total			16	1,170,850	293,491	1,464,341
		735500- SOM: Otolaryngology:Admin	PD 03 - November	1	221,153	121,634	342,787	
			PD 04 - December	2	73,569	14,963	88,532	
			PD 05 - January	2	68,852	32,927	101,779	
			PD 06 - February	2	151,389	84,361	235,750	
			PD 07 - March	2	364,594	204,170	568,764	
			PD 08 - April	1	28,391	7,382	35,773	
			PD 09 - May	1	299,241	23,940	323,181	
			735500- SOM: Otolaryngology:Admin Total			11	1,207,189	489,377
		736000- SOM: Pathology: Admin	PD 01 - September	10	1,608,919	730,491	2,339,410	
			PD 02 - October	12	2,195,206	517,803	2,713,009	
			PD 03 - November	9	1,548,602	649,043	2,197,645	
			PD 04 - December	10	2,090,476	331,833	2,422,309	
			PD 05 - January	19	6,761,447	1,443,695	8,205,142	
			PD 06 - February	11	1,641,940	798,304	2,440,244	
			PD 07 - March	10	2,802,312	1,292,685	4,094,997	
			PD 08 - April	19	5,387,235	892,199	6,279,434	
			PD 09 - May	7	1,348,908	647,278	1,996,186	
			PD 10 - June	13	2,346,707	500,318	2,847,025	
			PD 11 - July	12	2,784,139	1,160,497	3,944,636	
			PD 12 - August	15	2,606,453	1,193,676	3,800,129	
			736000- SOM: Pathology: Admin Total			147	33,122,343	10,157,822
		736500- SOM: Peds: Administration	PD 01 - September	1	364,428	29,154	393,582	
			PD 05 - January	1	197,000	57,327	254,327	
			PD 08 - April	1	4,322	1,219	5,541	
		736500- SOM: Peds: Administration Total			3	565,750	87,700	653,450
		736502- SOM: Peds: PCOG	PD 01 - September	2	150,000	0	150,000	
			PD 02 - October	3	560,000	280,000	840,000	
			PD 03 - November	2	91,300	38,617	129,917	
			PD 04 - December	1	59,594	0	59,594	
			PD 05 - January	3	376,768	141,990	518,758	
			PD 06 - February	2	500,000	280,000	780,000	
			PD 07 - March	1	125,000	70,000	195,000	
			PD 09 - May	1	249,955	84,045	334,000	
			PD 10 - June	1	150,000	84,000	234,000	
			PD 11 - July	1	26,000	0	26,000	
			736502- SOM: Peds: PCOG Total			17	2,288,617	978,652
		736504- SOM: Peds: Neonatology	PD 01 - September	1	95,484	9,548	105,032	
			PD 02 - October	3	528,822	236,884	765,706	
			PD 03 - November	1	150,000	84,000	234,000	

Emory University Proposal Statistics

Fiscal Year : 2016
Period : 12

Fiscal Year	Operating Unit	Department	Period	Proposals Processed	Direct (\$)	Indirect (\$)	Total (\$)		
2015	20000- School of Medicine	736504- SOM: Peds: Neonatology	PD 04 - December	1	280,342	72,889	353,231		
			PD 07 - March	1	117,650	7,350	125,000		
			PD 10 - June	3	500,000	224,400	724,400		
			PD 11 - July	2	248,450	79,876	328,326		
		736504- SOM: Peds: Neonatology Total				12	1,920,748	714,947	2,635,695
		736506- SOM: Peds: Rheumatology	PD 02 - October	2	1,993	387	2,380		
			PD 07 - March	3	396,640	166,119	562,759		
			PD 08 - April	1	447,701	139,763	587,464		
			PD 09 - May	3	257,177	141,995	399,172		
			PD 10 - June	1	24,743	13,856	38,599		
			PD 11 - July	4	492,980	136,193	629,173		
			736506- SOM: Peds: Rheumatology Total				14	1,621,234	598,313
		736508- SOM: Peds: Endocrinology	PD 01 - September	1	44,964	17,536	62,500		
			PD 02 - October	1	98,147	29,444	127,591		
			PD 04 - December	3	386,991	94,602	481,593		
			PD 06 - February	1	25,000	0	25,000		
			PD 07 - March	1	24,000	13,440	37,440		
			PD 08 - April	2	227,577	102,965	330,542		
			PD 11 - July	1	18,130	7,071	25,201		
		736508- SOM: Peds: Endocrinology Total				10	824,809	265,058	1,089,867
		736510- SOM: Peds: Gastroenterology	PD 02 - October	1	410,377	123,309	533,686		
			PD 03 - November	2	158,521	33,620	192,141		
			PD 04 - December	2	364,536	0	364,536		
			PD 05 - January	4	1,007,539	409,016	1,416,555		
			PD 06 - February	1	339,194	10,806	350,000		
			PD 07 - March	2	205,689	100,862	306,551		
			PD 08 - April	5	472,605	122,461	595,066		
			PD 09 - May	3	624,292	176,588	800,880		
			PD 10 - June	5	1,374,311	492,415	1,866,726		
			PD 12 - August	1	8,235	4,612	12,847		
			736510- SOM: Peds: Gastroenterology Total				26	4,965,299	1,473,689
		736512- SOM: Peds: Neurology	PD 02 - October	1	150,000	84,000	234,000		
			PD 04 - December	1	45,856	1,144	47,000		
			PD 05 - January	1	403,058	120,917	523,975		
			PD 06 - February	3	267,358	146,248	413,606		
			PD 07 - March	1	218,750	122,500	341,250		
			PD 09 - May	3	712,160	56,000	768,160		
			PD 10 - June	1	19,231	5,769	25,000		
			PD 11 - July	2	349,647	195,802	545,449		
			PD 12 - August	2	1,364,338	399,401	1,763,739		
			736512- SOM: Peds: Neurology Total				15	3,530,398	1,131,781
736514- SOM: Peds: Nephrology	PD 01 -		2	6,190	1,316	7,506			

Emory University Proposal Statistics

Fiscal Year : 2016
Period : 12

Fiscal Year	Operating Unit	Department	Period	Proposals Processed	Direct (\$)	Indirect (\$)	Total (\$)
2015	20000- School of Medicine	736514- SOM: Peds: Nephrology	September				
			PD 04 - December	1	6,982	2,723	9,705
			PD 05 - January	3	215,282	64,379	279,661
			PD 07 - March	1	0	0	0
			PD 09 - May	1	110,936	33,281	144,217
			PD 10 - June	2	63,396	16,604	80,000
			PD 11 - July	1	5,850	1,755	7,605
			PD 12 - August	1	259,927	77,978	337,905
			736514- SOM: Peds: Nephrology Total	12	668,563	198,036	866,599
			736516- SOM: Peds: Children's Hrt Ctr	PD 01 - September	4	137,048	14,987
		PD 02 - October		3	1,023,580	109,291	1,132,871
		PD 03 - November		1	140,643	14,065	154,708
		PD 04 - December		2	18,303	5,088	23,391
		PD 06 - February		3	19,411	8,192	27,603
		PD 07 - March		4	153,974	77,845	231,819
		PD 09 - May		1	340,163	18,241	358,404
		PD 10 - June		5	500,688	206,056	706,744
		PD 11 - July		1	19,155	5,325	24,480
		PD 12 - August		1	41,155	12,346	53,501
		736516- SOM: Peds: Children's Hrt Ctr Total	25	2,394,119	471,436	2,865,555	
		736518- SOM: Peds: General	PD 02 - October	1	43,100	4,310	47,410
			PD 05 - January	1	93,199	8,135	101,334
			PD 06 - February	1	250,000	140,000	390,000
			PD 07 - March	1	7,500	0	7,500
			736518- SOM: Peds: General Total	4	393,799	152,445	546,244
		736520- SOM: Peds: Infectious Disease	PD 01 - September	2	250,000	140,000	390,000
			PD 02 - October	8	1,006,495	421,237	1,427,732
			PD 03 - November	6	846,156	289,230	1,135,386
			PD 04 - December	5	353,081	153,443	506,524
			PD 05 - January	5	615,360	126,113	741,473
			PD 06 - February	7	1,375,163	528,836	1,903,999
			PD 07 - March	5	812,092	224,354	1,036,446
			PD 08 - April	4	613,168	105,606	718,774
			PD 09 - May	5	1,037,109	429,140	1,466,249
			PD 10 - June	6	1,220,893	501,989	1,722,882
			PD 11 - July	12	1,716,200	703,138	2,419,338
			PD 12 - August	6	711,484	237,257	948,741
			736520- SOM: Peds: Infectious Disease Total	71	10,557,201	3,860,343	14,417,544
		736522- SOM: Peds: Emergency Medicine	PD 02 - October	2	334,459	87,569	422,028
			PD 05 - January	2	553,017	160,963	713,980
			PD 08 - April	1	38,172	1,571	39,743
			PD 09 - May	1	5,291	1,587	6,878

Emory University Proposal Statistics

Fiscal Year : 2016
Period : 12

Fiscal Year	Operating Unit	Department	Period	Proposals Processed	Direct (\$)	Indirect (\$)	Total (\$)
2015	20000- School of Medicine	736522- SOM: Peds: Emergency Medicine Total		6	930,938	251,690	1,182,628
		736524- SOM: Peds: Critical Care	PD 06 - February	1	2,500	0	2,500
			PD 08 - April	1	12,278	220	12,498
		736524- SOM: Peds: Critical Care Total		2	14,778	220	14,998
		736526- SOM: Peds: Emory LOBP	PD 01 - September	7	237,321	70,000	307,321
			PD 02 - October	3	316,138	102,139	418,277
			PD 04 - December	4	466,609	117,419	584,028
			PD 05 - January	2	525,000	249,213	774,213
			PD 06 - February	1	250,000	137,900	387,900
			PD 07 - March	1	509,248	234,962	744,210
			PD 08 - April	1	63,755	35,703	99,458
			PD 09 - May	3	280,000	154,280	434,280
			PD 12 - August	2	259,091	117,909	377,000
		736526- SOM: Peds: Emory LOBP Total		24	2,907,162	1,219,525	4,126,687
		736528- SOM: Peds: Allergy	PD 01 - September	1	6,834	2,665	9,499
			PD 07 - March	1	540	162	702
		736528- SOM: Peds: Allergy Total		2	7,374	2,827	10,201
		736532- SOM: Peds: Pulmonology	PD 02 - October	1	48,000	0	48,000
			PD 05 - January	1	590,648	177,868	768,516
			PD 06 - February	1	427,057	67,452	494,509
			PD 07 - March	1	15,158	8,488	23,646
		736532- SOM: Peds: Pulmonology Total		4	1,080,863	253,808	1,334,671
		736534- SOM: Peds: Cystic Fibrosis	PD 01 - September	7	544,140	22,800	566,940
			PD 02 - October	1	158,299	88,647	246,946
			PD 03 - November	4	689,774	231,439	921,213
			PD 04 - December	2	61,500	0	61,500
			PD 05 - January	1	20,088	0	20,088
			PD 06 - February	7	1,373,444	357,458	1,730,902
			PD 08 - April	2	307,452	54,744	362,196
			PD 10 - June	5	794,888	274,176	1,069,064
			PD 11 - July	6	257,550	19,342	276,892
			PD 12 - August	4	282,780	34,795	317,575
		736534- SOM: Peds: Cystic Fibrosis Total		39	4,489,915	1,083,401	5,573,316
		736538- SOM: Peds: Marcus Center	PD 01 - September	2	177,836	67,406	245,242
			PD 02 - October	1	169,140	27,661	196,801
			PD 03 - November	2	205,741	57,600	263,341
			PD 04 - December	2	119,200	0	119,200
			PD 05 - January	1	30,000	0	30,000
			PD 06 - February	5	793,344	99,046	892,390
			PD 07 - March	1	3,758	0	3,758
			PD 08 - April	2	1,961,209	255,177	2,216,386
			PD 10 - June	1	52,323	14,755	67,078

Emory University Proposal Statistics

Fiscal Year : 2016
Period : 12

Fiscal Year	Operating Unit	Department	Period	Proposals Processed	Direct (\$)	Indirect (\$)	Total (\$)		
2015	20000- School of Medicine	736538- SOM: Peds: Marcus Center	PD 11 - July	3	270,369	46,338	316,707		
			PD 12 - August	3	133,289	20,668	153,957		
		736538- SOM: Peds: Marcus Center Total			23	3,916,209	588,651	4,504,860	
		736540- SOM: Peds: Egleston	PD 03 - November	1	122,828	0	122,828		
			736540- SOM: Peds: Egleston Total			1	122,828	0	122,828
		736542- SOM: Peds: Neuro-Oncology	PD 01 - September	7	354,656	96,959	451,615		
			PD 02 - October	5	446,894	79,971	526,865		
			PD 03 - November	3	1,003,322	503,271	1,506,593		
			PD 04 - December	6	292,796	5,003	297,799		
			PD 05 - January	8	436,775	195,779	632,554		
			PD 06 - February	6	884,841	439,534	1,324,375		
			PD 07 - March	8	459,028	137,555	596,583		
			PD 08 - April	8	705,155	219,007	924,162		
			PD 09 - May	2	61,420	34,395	95,815		
			PD 10 - June	6	1,906,583	693,288	2,599,871		
			PD 11 - July	5	390,131	194,114	584,245		
			PD 12 - August	12	1,266,358	381,868	1,648,226		
			736542- SOM: Peds: Neuro-Oncology Total			76	8,207,958	2,980,744	11,188,702
		736544- SOM: Peds: BMT	PD 01 - September	1	471,548	183,904	655,452		
			PD 02 - October	3	1,507,519	291,748	1,799,267		
			PD 03 - November	2	666,108	94,265	760,373		
			PD 04 - December	1	14,388	5,612	20,000		
			PD 06 - February	1	150,000	78,400	228,400		
			PD 08 - April	2	48,458	14,365	62,823		
			PD 10 - June	1	0	0	0		
			PD 11 - July	2	1,305,009	229,906	1,534,915		
			PD 12 - August	2	815,747	244,724	1,060,471		
		736544- SOM: Peds: BMT Total			15	4,978,777	1,142,924	6,121,701	
		736546- SOM: Peds: HemThrom	PD 01 - September	1	30,767	7,506	38,273		
			PD 02 - October	3	388,940	89,611	478,551		
			PD 03 - November	2	601,058	294,828	895,886		
			PD 04 - December	3	148,379	36,151	184,530		
			PD 05 - January	5	261,044	20,831	281,875		
			PD 06 - February	7	1,007,568	405,351	1,412,919		
			PD 07 - March	4	2,133,877	914,586	3,048,463		
			PD 08 - April	3	1,631,747	242,340	1,874,087		
			PD 09 - May	2	4,745	1,423	6,168		
			PD 10 - June	3	355,681	105,685	461,366		
			PD 11 - July	2	34,029	9,186	43,215		
			PD 12 - August	3	119,810	30,132	149,942		
			736546- SOM: Peds: HemThrom Total			38	6,717,644	2,157,630	8,875,274
			736548- SOM: Peds: Hematology	PD 02 - October	5	553,469	237,970	791,439	

Emory University Proposal Statistics

Fiscal Year : 2016
Period : 12

Fiscal Year	Operating Unit	Department	Period	Proposals Processed	Direct (\$)	Indirect (\$)	Total (\$)			
2015	20000- School of Medicine	736548- SOM: Peds: Hematology	PD 03 - November	5	1,037,910	531,038	1,568,948			
			PD 04 - December	8	299,201	27,853	327,054			
			PD 05 - January	1	55,000	0	55,000			
			PD 06 - February	2	500,314	261,274	761,588			
			PD 07 - March	2	122,520	56,144	178,664			
			PD 08 - April	1	1,636,089	273,717	1,909,806			
			PD 09 - May	1	80,000	0	80,000			
			PD 10 - June	5	537,426	259,334	796,760			
			PD 11 - July	4	413,130	108,307	521,437			
			PD 12 - August	1	185,000	14,800	199,800			
			736548- SOM: Peds: Hematology Total				35	5,420,060	1,770,437	7,190,497
				736550- SOM: Peds: ENT		PD 06 - February	1	250,000	140,000	390,000
PD 11 - July	1	75,000				0	75,000			
736550- SOM: Peds: ENT Total				2	325,000	140,000	465,000			
	737000- SOM: Psych: Admin		PD 01 - September	5	612,831	308,313	921,144			
			PD 02 - October	12	3,159,458	1,265,510	4,424,968			
			PD 03 - November	13	2,967,734	1,172,340	4,140,074			
			PD 04 - December	5	238,727	33,922	272,649			
			PD 05 - January	9	1,798,832	675,126	2,473,958			
			PD 06 - February	15	2,481,628	864,359	3,345,987			
			PD 07 - March	8	4,455,641	1,390,350	5,845,991			
			PD 08 - April	10	1,058,637	361,956	1,420,593			
			PD 09 - May	5	966,035	432,745	1,398,780			
			PD 10 - June	4	378,829	148,257	527,086			
			PD 11 - July	11	644,789	131,356	776,145			
			PD 12 - August	6	1,664,450	336,227	2,000,677			
737000- SOM: Psych: Admin Total				103	20,427,591	7,120,461	27,548,052			
	737005- SOM: Psych: Autism Center		PD 01 - September	1	65,815	3,949	69,764			
			PD 04 - December	1	508,669	50,455	559,124			
			PD 06 - February	1	22,626	2,263	24,889			
			PD 07 - March	1	483	0	483			
			PD 09 - May	1	1,887	113	2,000			
			PD 12 - August	1	9,444	0	9,444			
737005- SOM: Psych: Autism Center Total				6	608,924	56,780	665,704			
	737500- SOM: Rad Onc: Admin		PD 01 - September	10	1,794,485	1,054,397	2,848,882			
			PD 02 - October	4	690,000	327,000	1,017,000			
			PD 03 - November	2	325,000	137,690	462,690			
			PD 04 - December	1	100,000	0	100,000			
			PD 05 - January	2	1,415,600	778,736	2,194,336			
			PD 06 - February	3	592,635	331,876	924,511			
			PD 07 - March	4	782,534	399,233	1,181,767			
			PD 08 - April	3	494,547	240,872	735,419			

Emory University Proposal Statistics

Fiscal Year : 2016
Period : 12

Fiscal Year	Operating Unit	Department	Period	Proposals Processed	Direct (\$)	Indirect (\$)	Total (\$)		
2015	20000- School of Medicine	737500- SOM: Rad Onc: Admin	PD 09 - May	4	419,200	144,006	563,206		
			PD 10 - June	11	1,953,949	1,006,019	2,959,968		
			PD 11 - July	3	164,120	4,002	168,122		
			PD 12 - August	4	608,309	300,712	909,021		
		737500- SOM: Rad Onc: Admin Total				51	9,340,378	4,724,543	14,064,921
		738002- SOM: Rad: Abdominal Radiology	PD 02 - October	1	300,000	0	300,000		
			PD 04 - December	1	8,013	4,487	12,500		
			PD 05 - January	2	43,000	0	43,000		
			PD 11 - July	1	45,364	0	45,364		
			PD 12 - August	1	8,013	4,487	12,500		
		738002- SOM: Rad: Abdominal Radiology Total				6	404,390	8,974	413,364
		738004- SOM: Rad: Breast Imaging	PD 05 - January	1	3,000	0	3,000		
			PD 12 - August	1	298,408	89,522	387,930		
		738004- SOM: Rad: Breast Imaging Total				2	301,408	89,522	390,930
		738006- SOM: Rad: Community Radiology	PD 05 - January	1	30,000	0	30,000		
		738006- SOM: Rad: Community Radiology Total				1	30,000	0	30,000
		738008- SOM: Rad: Musculoskeletal	PD 06 - February	1	324,524	155,749	480,273		
		738008- SOM: Rad: Musculoskeletal Total				1	324,524	155,749	480,273
		738010- SOM: Rad: Neuroradiology	PD 05 - January	3	205,000	0	205,000		
			PD 06 - February	1	355,979	88,525	444,504		
			PD 11 - July	1	25,000	0	25,000		
		738010- SOM: Rad: Neuroradiology Total				5	585,979	88,525	674,504
		738012- SOM: Rad: Nuclear Medicine	PD 02 - October	1	22,735	12,732	35,467		
			PD 03 - November	2	230,603	60,685	291,288		
			PD 05 - January	1	30,000	0	30,000		
			PD 10 - June	1	20,057	0	20,057		
			PD 12 - August	1	7,268	4,070	11,338		
		738012- SOM: Rad: Nuclear Medicine Total				6	310,663	77,487	388,150
		738014- SOM: Rad: Cardio Thoracic	PD 05 - January	1	1	0	1		
			PD 12 - August	1	6,410	3,590	10,000		
		738014- SOM: Rad: Cardio Thoracic Total				2	6,411	3,590	10,001
		738016- SOM: Rad: Interventional	PD 02 - October	1	114,432	34,329	148,761		
PD 05 - January	1		66,848	20,055	86,903				
PD 11 - July	1		0	0	0				
738016- SOM: Rad: Interventional Total				3	181,280	54,384	235,664		
738018- SOM: Rad: Pediatric	PD 07 - March	1	2,875	0	2,875				
738018- SOM: Rad: Pediatric Total				1	2,875	0	2,875		
738026- SOM: Rad: Rsch Labs - Gen	PD 04 - December	2	324,392	164,341	488,733				
	PD 05 - January	2	433,967	221,962	655,929				
	PD 06 - February	1	224,387	98,545	322,932				
	PD 10 - June	2	699,244	210,231	909,475				
	PD 12 - August	2	113,792	0	113,792				

Emory University Proposal Statistics

Fiscal Year : 2016
Period : 12

Fiscal Year	Operating Unit	Department	Period	Proposals Processed	Direct (\$)	Indirect (\$)	Total (\$)
2015	20000- School of Medicine	738026- SOM: Rad: Rsch Labs - Gen	August				
		738026- SOM: Rad: Rsch Labs - Gen Total		9	1,795,782	695,079	2,490,861
		738028- SOM: Rad: Rsch Labs - Gen Adm	PD 02 - October	1	7,674	2,993	10,667
			PD 03 - November	1	403,232	171,861	575,093
		738028- SOM: Rad: Rsch Labs - Gen Adm Total		2	410,906	174,854	585,760
		738030- SOM: Rad: Nuclear Cardiology	PD 02 - October	3	363,273	146,462	509,735
			PD 03 - November	1	250,000	140,000	390,000
			PD 10 - June	2	300,000	168,000	468,000
		738030- SOM: Rad: Nuclear Cardiology Total		6	913,273	454,462	1,367,735
		738032- SOM: Rad: Radiopharm Disc Lab	PD 02 - October	1	150,000	84,000	234,000
			PD 06 - February	3	618,714	346,480	965,194
			PD 08 - April	1	47,596	26,654	74,250
			PD 10 - June	1	173,743	97,296	271,039
			PD 11 - July	1	150,000	84,000	234,000
			PD 12 - August	1	100,000	56,000	156,000
		738032- SOM: Rad: Radiopharm Disc Lab Total		8	1,240,053	694,430	1,934,483
		738034- SOM: Rad: Med Phys & Quad Img	PD 02 - October	1	150,000	64,400	214,400
			PD 05 - January	1	75,000	7,500	82,500
			PD 06 - February	1	250,000	106,400	356,400
			PD 11 - July	2	218,182	68,138	286,320
		738034- SOM: Rad: Med Phys & Quad Img Total		5	693,182	246,438	939,620
		738036- SOM: Rad: Radiogand & Expert	PD 05 - January	1	52,500	0	52,500
			PD 10 - June	1	246,868	138,246	385,114
		738036- SOM: Rad: Radiogand & Expert Total		2	299,368	138,246	437,614
		738038- SOM: Rad: MR Research Lab	PD 01 - September	1	287,758	140,626	428,384
			PD 02 - October	5	547,277	246,261	793,538
			PD 03 - November	1	100,000	0	100,000
			PD 04 - December	3	301,259	154,393	455,652
			PD 05 - January	2	25,987	4,394	30,381
			PD 06 - February	2	261,501	134,779	396,280
			PD 08 - April	4	597,618	323,514	921,132
			PD 09 - May	1	7,514	4,208	11,722
			PD 10 - June	3	438,404	174,736	613,140
			PD 12 - August	2	469,132	215,003	684,135
		738038- SOM: Rad: MR Research Lab Total		24	3,036,450	1,397,914	4,434,364
		738040- SOM: Rad: Physics & Comp Lab	PD 01 - September	1	38,049	21,307	59,356
			PD 03 - November	1	242,732	133,503	376,235
			PD 06 - February	1	250,000	134,960	384,960
			PD 07 - March	3	198,806	75,788	274,594
			PD 08 - April	1	75,000	0	75,000
			PD 10 - June	1	284,929	127,884	412,813
		738040- SOM: Rad: Physics &		8	1,089,516	493,442	1,582,958

Emory University Proposal Statistics

Fiscal Year : 2016
Period : 12

Fiscal Year	Operating Unit	Department	Period	Proposals Processed	Direct (\$)	Indirect (\$)	Total (\$)		
2015	20000- School of Medicine	Comp Lab Total							
		738046- SOM: Rad: Imaging Informatics	PD 05 - January	1	50,000	0	50,000		
		738046- SOM: Rad: Imaging Informatics Total		1	50,000	0	50,000		
		738500- SOM: Rehab: Admin	PD 01 - September	2	98,915	55,393	154,308		
			PD 04 - December	1	14,232	5,550	19,782		
			PD 07 - March	2	60,791	32,208	92,999		
			PD 08 - April	1	69,789	19,681	89,470		
			PD 09 - May	1	117,257	9,381	126,638		
			PD 10 - June	1	51,388	20,041	71,429		
			PD 12 - August	2	265,130	10,835	275,965		
			738500- SOM: Rehab: Admin Total		10	677,502	153,089	830,591	
			738505- SOM: Rehab: DPT Program	PD 02 - October	1	414,886	89,856	504,742	
				PD 03 - November	1	14,834	1,187	16,021	
				PD 07 - March	3	463,494	204,691	668,185	
				PD 09 - May	1	17,482	9,615	27,097	
				PD 10 - June	1	104,891	7,591	112,482	
				PD 11 - July	1	124,875	12,488	137,363	
				738505- SOM: Rehab: DPT Program Total		8	1,140,461	325,428	1,465,889
				739005- SOM: Surgery: General	PD 01 - September	3	400,132	182,074	582,206
					PD 02 - October	1	17,986	7,015	25,001
					PD 03 - November	3	1,216,825	333,450	1,550,275
					PD 04 - December	2	994,973	229,249	1,224,222
					PD 05 - January	2	366,658	24,293	390,951
					PD 06 - February	2	380,000	212,800	592,800
					PD 07 - March	1	10,000	0	10,000
					PD 08 - April	2	59,966	0	59,966
					PD 09 - May	1	179,999	14,400	194,399
					PD 10 - June	1	24,920	0	24,920
					PD 11 - July	1	200,000	112,000	312,000
					PD 12 - August	2	187,805	6,585	194,390
				739005- SOM: Surgery: General Total		21	4,039,264	1,121,866	5,161,130
				739010- SOM: Surgery: Vascular	PD 02 - October	3	161,838	62,963	224,801
					PD 03 - November	1	40,000	0	40,000
					PD 04 - December	1	95,889	7,671	103,560
					PD 05 - January	1	70,000	7,000	77,000
					PD 07 - March	1	50,000	0	50,000
					PD 08 - April	2	162,306	50,068	212,374
					PD 10 - June	2	126,600	70,480	197,080
					PD 12 - August	1	0	0	0
				739010- SOM: Surgery: Vascular Total		12	706,633	198,182	904,815
				739015- SOM: Surgery: Oncology	PD 01 - September	1	147,189	82,426	229,615
					PD 02 - October	1	450,000	241,920	691,920

Emory University Proposal Statistics

Fiscal Year : 2016
Period : 12

Fiscal Year	Operating Unit	Department	Period	Proposals Processed	Direct (\$)	Indirect (\$)	Total (\$)		
2015	20000- School of Medicine	739015- SOM: Surgery: Oncology	PD 04 - December	1	59,600	0	59,600		
			PD 07 - March	2	643,468	163,670	807,138		
			PD 08 - April	1	60,294	0	60,294		
			PD 10 - June	1	213,457	107,450	320,907		
		739015- SOM: Surgery: Oncology Total				7	1,574,008	595,466	2,169,474
		739020- SOM: Surgery: Thoracic	PD 01 - September	1	52,381	0	52,381		
			PD 02 - October	1	39,308	11,792	51,100		
			PD 03 - November	2	198,827	84,560	283,387		
			PD 05 - January	5	1,331,037	367,637	1,698,674		
			PD 06 - February	3	176,401	58,322	234,723		
			PD 07 - March	2	356,039	171,812	527,851		
			PD 08 - April	2	51,667	5,442	57,109		
			PD 09 - May	2	98,052	11,133	109,185		
			PD 10 - June	1	27,200	8,160	35,360		
			PD 11 - July	2	182,926	89,501	272,427		
			PD 12 - August	2	260,318	78,064	338,382		
			739020- SOM: Surgery: Thoracic Total				23	2,774,155	886,423
		739025- SOM: Surgery: Plastic	PD 01 - September	1	8,289	2,487	10,776		
		739025- SOM: Surgery: Plastic Total				1	8,289	2,487	10,776
		739030- SOM: Surgery: Oral Surgery	PD 01 - September	1	34,319	10,296	44,615		
			PD 04 - December	1	43,875	17,111	60,986		
		739030- SOM: Surgery: Oral Surgery Total				2	78,194	27,407	105,601
		739035- SOM: Surgery: Transplant	PD 01 - September	6	833,613	418,008	1,251,621		
			PD 02 - October	6	690,958	201,843	892,801		
			PD 03 - November	3	1,648,711	663,330	2,312,041		
			PD 04 - December	8	1,044,492	390,640	1,435,132		
			PD 05 - January	2	436,854	222,904	659,758		
			PD 06 - February	3	459,824	250,804	710,628		
			PD 07 - March	5	620,222	329,435	949,657		
			PD 08 - April	3	618,842	140,859	759,701		
			PD 09 - May	3	97,079	39,579	136,658		
			PD 10 - June	3	3,225,953	465,202	3,691,155		
			PD 11 - July	4	357,464	57,524	414,988		
			PD 12 - August	5	1,084,607	523,433	1,608,040		
		739035- SOM: Surgery: Transplant Total				51	11,118,619	3,703,561	14,822,180
		739040- SOM: Surgery: Pediatrics	PD 02 - October	2	209,140	108,242	317,382		
			PD 06 - February	1	46,089	25,810	71,899		
			PD 07 - March	1	25,000	0	25,000		
		739040- SOM: Surgery: Pediatrics Total				4	280,229	134,052	414,281
		739045- SOM: Surgery: Grady Surgery	PD 04 - December	1	70,577	27,525	98,102		
			PD 09 - May	1	9,858	3,845	13,703		
			PD 10 -	1	47,694	18,601	66,295		

Emory University Proposal Statistics

Fiscal Year : 2016
Period : 12

Fiscal Year	Operating Unit	Department	Period	Proposals Processed	Direct (\$)	Indirect (\$)	Total (\$)		
2015	20000- School of Medicine	739045- SOM: Surgery: Grady Surgery	June						
			PD 11 - July	1	454,546	45,455	500,001		
			PD 12 - August	1	29,421	11,474	40,895		
		739045- SOM: Surgery: Grady Surgery Total				5	612,096	106,900	718,996
		739500- SOM: Urology: Admin	PD 01 - September	5	673,558	244,647	918,205		
			PD 02 - October	1	101,839	8,147	109,986		
			PD 04 - December	1	90,967	0	90,967		
			PD 05 - January	1	668,275	318,268	986,543		
			PD 06 - February	1	321,743	120,214	441,957		
			PD 08 - April	2	84,116	8,803	92,919		
			PD 10 - June	2	507,809	156,427	664,236		
			PD 11 - July	1	103,454	8,276	111,730		
			PD 12 - August	4	422,901	149,660	572,561		
			739500- SOM: Urology: Admin Total				18	2,974,663	1,014,442
	20000- School of Medicine Total				2775	479,064,425	158,018,269	637,082,694	
	22000- School of Public Health	810000- SPH: Dean's Office	PD 05 - January	1	322,264	25,781	348,045		
			810000- SPH: Dean's Office Total				1	322,264	25,781
		811000- SPH: Behavrl Sciences & Health	PD 01 - September	4	418,988	219,231	638,219		
			PD 02 - October	6	210,142	99,213	309,355		
			PD 03 - November	2	179,898	24,230	204,128		
PD 04 - December			10	2,119,791	698,023	2,817,814			
PD 05 - January			5	919,185	262,303	1,181,488			
PD 06 - February			8	1,879,194	583,742	2,462,936			
PD 07 - March			7	1,079,412	453,450	1,532,862			
PD 08 - April			5	872,252	380,227	1,252,479			
PD 09 - May			8	1,547,641	672,882	2,220,523			
PD 10 - June			9	2,655,955	804,112	3,460,067			
PD 11 - July			10	4,653,346	1,547,929	6,201,275			
PD 12 - August			10	2,316,448	548,478	2,864,926			
811000- SPH: Behavrl Sciences & Health Total				84	18,852,252	6,293,820	25,146,072		
812000- SPH: Biostatistics		PD 01 - September	4	319,578	175,563	495,141			
		PD 02 - October	9	1,133,837	517,040	1,650,877			
		PD 03 - November	4	341,835	67,592	409,427			
		PD 04 - December	2	208,570	98,564	307,134			
		PD 05 - January	4	495,451	223,543	718,994			
	PD 06 - February	5	431,057	169,983	601,040				
	PD 07 - March	3	576,876	190,199	767,075				
	PD 08 - April	2	414,032	192,394	606,426				
	PD 09 - May	2	582,630	119,865	702,495				
	PD 10 - June	10	1,566,506	488,162	2,054,668				
	PD 11 - July	6	1,212,747	607,248	1,819,995				
	PD 12 - August	6	159,202	59,632	218,834				

Emory University Proposal Statistics

Fiscal Year : 2016
Period : 12

Fiscal Year	Operating Unit	Department	Period	Proposals Processed	Direct (\$)	Indirect (\$)	Total (\$)	
2015	22000- School of Public Health	812000- SPH: Biostatistics Total		57	7,442,321	2,909,785	10,352,106	
		813000- SPH: Environmental Health	PD 01 - September	4	1,645,516	442,946	2,088,462	
			PD 03 - November	5	1,104,164	376,159	1,480,323	
			PD 04 - December	3	318,213	102,208	420,421	
			PD 05 - January	7	972,831	235,012	1,207,843	
			PD 06 - February	6	1,521,593	602,993	2,124,586	
			PD 07 - March	8	1,762,242	321,481	2,083,723	
			PD 08 - April	9	2,639,653	1,185,935	3,825,588	
			PD 09 - May	3	135,733	27,703	163,436	
			PD 10 - June	10	680,698	250,461	931,159	
			PD 11 - July	6	169,074	50,477	219,551	
			PD 12 - August	1	83,170	8,317	91,487	
			813000- SPH: Environmental Health Total		62	11,032,887	3,603,692	14,636,579
			814000- SPH: Epidemiology	PD 01 - September	13	1,762,619	696,200	2,458,819
		PD 02 - October		17	3,458,878	1,348,047	4,806,925	
		PD 03 - November		8	877,736	338,695	1,216,431	
		PD 04 - December		6	749,816	372,797	1,122,613	
		PD 05 - January		17	2,969,830	1,094,494	4,064,324	
		PD 06 - February		13	3,426,890	1,680,895	5,107,785	
		PD 07 - March		21	4,466,280	999,793	5,466,073	
		PD 08 - April		12	1,854,448	610,251	2,464,699	
		PD 09 - May		19	1,747,814	499,725	2,247,539	
		PD 10 - June		13	3,381,012	832,751	4,213,763	
		PD 11 - July		7	3,721,596	1,541,932	5,263,528	
		PD 12 - August		13	1,710,623	462,839	2,173,462	
		814000- SPH: Epidemiology Total			159	30,127,542	10,478,419	40,605,961
		815000- SPH: Health Policy and Mngmnt	PD 01 - September	6	170,405	65,324	235,729	
			PD 02 - October	6	2,125,029	645,304	2,770,333	
			PD 03 - November	5	303,549	40,198	343,747	
			PD 04 - December	4	246,177	59,176	305,353	
			PD 05 - January	1	164,257	19,711	183,968	
			PD 06 - February	5	940,054	463,270	1,403,324	
			PD 08 - April	7	1,010,510	265,315	1,275,825	
			PD 09 - May	3	92,542	6,455	98,997	
			PD 10 - June	5	573,515	232,286	805,801	
			PD 11 - July	2	116,397	7,337	123,734	
			PD 12 - August	2	73,997	0	73,997	
			815000- SPH: Health Policy and Mngmnt Total		46	5,816,432	1,804,376	7,620,808
			816000- SPH: Global Health	PD 01 - September	8	1,149,580	577,184	1,726,764
		PD 02 - October		15	5,264,151	1,248,647	6,512,798	
		PD 03 - November		9	3,131,202	597,675	3,728,877	
		PD 04 - December		5	338,645	92,803	431,448	

Emory University Proposal Statistics

Fiscal Year : 2016
Period : 12

Fiscal Year	Operating Unit	Department	Period	Proposals Processed	Direct (\$)	Indirect (\$)	Total (\$)			
2015	22000- School of Public Health	816000- SPH: Global Health	PD 05 - January	6	1,081,398	321,761	1,403,159			
			PD 06 - February	18	3,773,758	761,542	4,535,300			
			PD 07 - March	10	1,007,832	316,425	1,324,257			
			PD 08 - April	9	646,143	61,737	707,880			
			PD 09 - May	6	337,883	69,430	407,313			
			PD 10 - June	16	7,057,970	1,508,851	8,566,821			
			PD 11 - July	17	2,160,700	593,995	2,754,695			
			PD 12 - August	10	1,231,962	278,492	1,510,454			
			816000- SPH: Global Health Total				129	27,181,222	6,428,542	33,609,764
			817000- SPH: Global Health Institute	PD 03 - November	2	1,162,493	59,299	1,221,792		
	PD 04 - December	2		40,043,077	725,587	40,768,664				
	PD 05 - January	1		4,117,104	82,896	4,200,000				
	PD 06 - February	2		565,306	135,622	700,928				
	PD 07 - March	1		238,268	24,537	262,805				
	PD 08 - April	2		15,382,658	828,856	16,211,514				
	PD 09 - May	1		70,000	0	70,000				
	PD 12 - August	1		81,725	9,750	91,475				
	817000- SPH: Global Health Institute Total				12	61,660,631	1,866,547	63,527,178		
	22000- School of Public Health Total				550	162,435,551	33,410,962	195,846,513		
	24000- School of Nursing	801200- SON: Dean's Office	PD 12 - August	1	107,741	59,258	166,999			
			801200- SON: Dean's Office Total				1	107,741	59,258	166,999
		801215- SON: Office of the Dean	PD 04 - December	1	809,664	446,690	1,256,354			
			PD 05 - January	1	43,921	24,596	68,517			
PD 08 - April			1	414,466	140,645	555,111				
801215- SON: Office of the Dean Total				3	1,268,051	611,931	1,879,982			
801800- SON: Nursing Research		PD 04 - December	1	178,093	99,732	277,825				
		PD 06 - February	1	100,000	56,000	156,000				
		PD 08 - April	1	9,532	0	9,532				
		PD 09 - May	1	334,710	187,438	522,148				
		PD 11 - July	1	40,000	2,251	42,251				
		PD 12 - August	1	40,000	2,307	42,307				
801800- SON: Nursing Research Total				6	702,335	347,728	1,050,063			
803200- SON: Family & Community Hlth	PD 12 - August	1	71,299	0	71,299					
	803200- SON: Family & Community Hlth Total				1	71,299	0	71,299		
803300- SON: Academic Advancement	PD 01 - September	5	305,770	63,346	369,116					
	PD 02 - October	11	2,194,399	1,007,695	3,202,094					
	PD 03 - November	2	186,731	63,436	250,167					
	PD 04 - December	7	734,560	220,314	954,874					
	PD 05 - January	6	564,297	221,658	785,955					
	PD 06 - February	5	872,170	213,374	1,085,544					
	PD 07 - March	11	1,284,548	283,407	1,567,955					
	PD 08 - April	4	1,732,812	258,913	1,991,725					

Emory University Proposal Statistics

Fiscal Year : 2016
Period : 12

Fiscal Year	Operating Unit	Department	Period	Proposals Processed	Direct (\$)	Indirect (\$)	Total (\$)
2015	24000- School of Nursing	803300- SON: Academic Advancement	PD 09 - May	17	1,624,492	684,305	2,308,797
			PD 10 - June	8	1,705,582	855,506	2,561,088
			PD 11 - July	11	1,356,321	246,770	1,603,091
			PD 12 - August	4	215,484	57,428	272,912
		803300- SON: Academic Advancement Total	91	12,777,166	4,176,152	16,953,318	
		805100- SON: Graduation	PD 01 - September	1	78,731	0	78,731
	805100- SON: Graduation Total		1	78,731	0	78,731	
		24000- School of Nursing Total		103	15,005,323	5,195,069	20,200,392
	28000- Yerkes Primate Center	820000- YRK: Director's Office	PD 01 - September	1	499,014	224,556	723,570
			PD 07 - March	1	6,787,517	2,722,507	9,510,024
			PD 09 - May	1	7,650,858	3,172,886	10,823,744
			PD 11 - July	2	672,397	77,583	749,980
			820000- YRK: Director's Office Total	5	15,609,786	6,197,532	21,807,318
			820400- YRK: Animal Resources	PD 05 - January	1	35,235	0
820400- YRK: Animal Resources Total		1		35,235	0	35,235	
		820414- YRK: Behavioral Management	PD 01 - September	1	368,998	262,824	631,822
PD 09 - May			1	388,960	277,101	666,061	
		820414- YRK: Behavioral Management Total	2	757,958	539,925	1,297,883	
		820421- YRK: Vet Med Main Station	PD 06 - February	1	125,000	98,125	223,125
PD 10 - June			1	175,000	137,375	312,375	
		820421- YRK: Vet Med Main Station Total	2	300,000	235,500	535,500	
		821000- YRK: Emory Vaccine Center	PD 01 - September	4	3,335,332	1,612,090	4,947,422
PD 02 - October			6	882,974	539,980	1,422,954	
PD 03 - November			3	866,590	365,672	1,232,262	
PD 04 - December			7	771,667	393,406	1,165,073	
PD 05 - January			3	1,436,351	651,715	2,088,066	
PD 06 - February			7	2,661,269	1,635,113	4,296,382	
PD 07 - March			3	546,311	376,652	922,963	
PD 08 - April	1		183,964	144,412	328,376		
PD 09 - May	3		3,328,888	1,662,702	4,991,590		
PD 10 - June	1		14,952	11,364	26,316		
PD 11 - July	4		1,593,629	663,805	2,257,434		
PD 12 - August	6		4,860,147	2,983,413	7,843,560		
	821000- YRK: Emory Vaccine Center Total	48	20,482,075	11,040,324	31,522,399		
	821100- YRK: Behav Neuro & Psych Dis	PD 01 - September	1	72,194	56,672	128,866	
PD 02 - October		4	583,431	342,921	926,352		
PD 03 - November		3	529,421	172,386	701,807		
PD 05 - January		1	42,676	0	42,676		
PD 06 - February		5	424,200	232,997	657,197		
PD 08 - April		3	392,040	190,552	582,592		
PD 09 - May		3	1,617,044	1,029,435	2,646,479		
	PD 10 -	3	401,375	199,659	601,034		

Emory University Proposal Statistics

Fiscal Year : 2016
Period : 12

Fiscal Year	Operating Unit	Department	Period	Proposals Processed	Direct (\$)	Indirect (\$)	Total (\$)			
2015	28000- Yerkes Primate Center	821100- YRK: Behav Neuro & Psych Dis	June							
			PD 11 - July	2	118,433	7,576	126,009			
			PD 12 - August	1	60,794	0	60,794			
				821100- YRK: Behav Neuro & Psych Dis Total		26	4,241,608	2,232,198	6,473,806	
		821150- YRK: Ctr Trans Social NeuroSci	PD 04 - December	1	57,000	0	57,000			
			PD 06 - February	1	52,100	40,899	92,999			
				821150- YRK: Ctr Trans Social NeuroSci Total		2	109,100	40,899	149,999	
		821200- YRK: Microbiology & Immunology	PD 01 - September	9	2,957,533	1,653,417	4,610,950			
			PD 02 - October	1	457,931	284,300	742,231			
			PD 03 - November	2	363,911	285,670	649,581			
			PD 04 - December	10	3,129,518	2,104,735	5,234,253			
			PD 05 - January	8	2,598,195	1,843,805	4,442,000			
			PD 06 - February	2	768,720	538,290	1,307,010			
			PD 07 - March	3	821,383	295,282	1,116,665			
			PD 08 - April	8	973,675	711,405	1,685,080			
			PD 09 - May	9	3,155,356	1,712,041	4,867,397			
			PD 10 - June	5	1,562,897	1,092,218	2,655,115			
			PD 11 - July	8	2,432,047	1,252,544	3,684,591			
			PD 12 - August	12	2,974,196	2,130,918	5,105,114			
					821200- YRK: Microbiology & Immunology Total		77	22,195,363	13,904,625	36,099,988
			821300- YRK: NND-Neuroscience	PD 01 - September	1	500,074	341,533	841,607		
		PD 02 - October		1	499,090	333,696	832,786			
		PD 04 - December		2	917,877	682,401	1,600,278			
		PD 05 - January		1	434,200	21,936	456,136			
		PD 06 - February		1	57,217	44,915	102,132			
		PD 07 - March		3	402,922	264,801	667,723			
		PD 08 - April		4	511,568	286,960	798,528			
		PD 09 - May		2	538,606	346,897	885,503			
		PD 10 - June		2	888,308	84,435	972,743			
		PD 11 - July		2	894,065	665,732	1,559,797			
		PD 12 - August		2	120,588	0	120,588			
					821300- YRK: NND-Neuroscience Total		21	5,764,514	3,073,306	8,837,820
		821400- YRK: Dev & Cog Neuroscience	PD 01 - September	1	108,081	84,844	192,925			
			PD 02 - October	4	410,934	316,568	727,502			
			PD 03 - November	2	348,539	214,129	562,668			
			PD 04 - December	2	469,367	342,860	812,227			
			PD 05 - January	5	1,539,449	936,120	2,475,569			
			PD 06 - February	4	703,188	505,961	1,209,149			
			PD 07 - March	2	293,681	230,539	524,220			
			PD 08 - April	1	175,000	137,375	312,375			
			PD 09 - May	5	1,724,865	1,239,223	2,964,088			
			PD 10 - June	2	808,490	619,545	1,428,035			

Emory University Proposal Statistics

Fiscal Year : 2016
Period : 12

Fiscal Year	Operating Unit	Department	Period	Proposals Processed	Direct (\$)	Indirect (\$)	Total (\$)	
2015	28000- Yerkes Primate Center	821400- YRK: Dev & Cog Neuroscience	PD 11 - July	2	69,939	53,153	123,092	
			PD 12 - August	2	404,263	316,589	720,852	
		821400- YRK: Dev & Cog Neuroscience Total			32	7,055,795	4,996,906	12,052,701
		821600- YRK: NND-Sensory Motor Systems	PD 01 - September	1	35,000	27,475	62,475	
			PD 05 - January	1	75,000	0	75,000	
			PD 06 - February	1	1,785,000	711,084	2,496,084	
			PD 08 - April	1	218,750	171,719	390,469	
			PD 10 - June	2	430,070	234,081	664,151	
			PD 12 - August	3	825,199	481,062	1,306,261	
			821600- YRK: NND-Sensory Motor Systems Total			9	3,369,019	1,625,421
		821800- YRK: Emory Inst Drug Dev	PD 01 - September	1	5,173	4,061	9,234	
		821800- YRK: Emory Inst Drug Dev Total			1	5,173	4,061	9,234
		28000- Yerkes Primate Center Total			226	79,925,625	43,890,697	123,816,322
		62000- EVP-Finance & Administration	124000- LITS: App Devlpm & Informatics	PD 10 - June	1	162,487	0	162,487
				124000- LITS: App Devlpm & Informatics Total			1	162,487
62000- EVP-Finance & Administration Total			1	162,487	0	162,487		
65000- EVP-Academic Affairs	906000- Ethics Center	PD 09 - May	1	35,300	13,767	49,067		
		906000- Ethics Center Total			1	35,300	13,767	49,067
	915000- LITS: Ctr Digital Scholarship	PD 06 - February	1	153,487	59,860	213,347		
		915000- LITS: Ctr Digital Scholarship Total			1	153,487	59,860	213,347
	926000- Michael C. Carlos Museum	PD 05 - January	1	58,800	0	58,800		
926000- Michael C. Carlos Museum Total			1	58,800	0	58,800		
65000- EVP-Academic Affairs Total			3	247,587	73,627	321,214		
68000- EVP-Health Affairs	701000- EVP Health Affairs	PD 04 - December	1	79,510	0	79,510		
		701000- EVP Health Affairs Total			1	79,510	0	79,510
	701500- Winship Cancer Institute	PD 04 - December	2	442,916	248,033	690,949		
		PD 06 - February	2	1,026,928	570,503	1,597,431		
		PD 10 - June	1	135,075	50,366	185,441		
701500- Winship Cancer Institute Total			5	1,604,919	868,902	2,473,821		
68000- EVP-Health Affairs Total			6	1,684,429	868,902	2,553,331		
2015 Total				3961	774,815,946	252,821,756	1,027,637,702	
2014	10000- Emory College	830802- ECAS: CIPA Summer Programs	PD 07 - March	1	18,000	0	18,000	
			830802- ECAS: CIPA Summer Programs Total			1	18,000	0
		831000- ECAS: Biology	PD 01 - September	1	419,796	13,071	432,867	
			PD 02 - October	6	494,476	221,474	715,950	
			PD 03 - November	6	945,575	518,007	1,463,582	
			PD 04 - December	3	383,656	137,500	521,156	
			PD 05 - January	3	411,260	203,132	614,392	
			PD 06 - February	6	837,217	353,382	1,190,599	
			PD 07 - March	6	1,300,183	286,481	1,586,664	
			831000- ECAS: Biology Total			31	3,708,163	1,503,977

Emory University Proposal Statistics

Fiscal Year : 2016
Period : 12

Fiscal Year	Operating Unit	Department	Period	Proposals Processed	Direct (\$)	Indirect (\$)	Total (\$)			
2014	10000- Emory College	831000- ECAS: Biology	PD 08 - April	4	221,992	0	221,992			
			PD 09 - May	1	10,445	0	10,445			
			PD 10 - June	5	846,345	204,560	1,050,905			
			PD 11 - July	3	508,579	224,875	733,454			
			PD 12 - August	3	438,619	191,436	630,055			
		831000- ECAS: Biology Total				47	6,818,143	2,353,918	9,172,061	
		831010- ECAS: Chemistry	PD 01 - September	5	642,584	327,297	969,881			
			PD 02 - October	7	1,465,488	166,381	1,631,869			
			PD 03 - November	14	2,100,293	922,761	3,023,054			
			PD 04 - December	5	655,080	44,138	699,218			
			PD 05 - January	3	1,103,270	136,123	1,239,393			
			PD 06 - February	6	961,309	438,805	1,400,114			
			PD 07 - March	5	767,547	66,598	834,145			
			PD 08 - April	7	1,303,780	413,775	1,717,555			
			PD 09 - May	2	244,094	95,654	339,748			
			PD 10 - June	3	506,646	259,922	766,568			
			PD 11 - July	3	562,768	251,389	814,157			
			PD 12 - August	7	347,762	11,908	359,670			
			831010- ECAS: Chemistry Total				67	10,660,620	3,134,751	13,795,371
		831020- ECAS: Math & Computer Science	PD 01 - September	1	28,801	16,129	44,930			
			PD 02 - October	4	140,147	75,369	215,516			
			PD 03 - November	1	49,357	24,420	73,777			
			PD 04 - December	2	104,453	54,818	159,271			
			PD 05 - January	4	389,063	125,623	514,686			
			PD 07 - March	3	239,765	101,197	340,962			
			PD 08 - April	1	44,680	25,021	69,701			
			PD 10 - June	1	284,033	103,580	387,613			
			PD 11 - July	2	224,873	31,193	256,066			
			PD 12 - August	1	243,027	105,725	348,752			
			831020- ECAS: Math & Computer Science Total				20	1,748,198	663,075	2,411,273
			831030- ECAS: Physics	PD 01 - September	1	74,939	37,766	112,705		
		PD 02 - October		2	193,539	73,802	267,341			
		PD 03 - November		5	408,261	203,495	611,756			
		PD 04 - December		3	517,699	271,858	789,557			
		PD 05 - January		1	52,310	27,194	79,504			
		PD 06 - February		2	314,151	120,410	434,561			
		PD 07 - March		1	250,000	113,971	363,971			
		PD 11 - July		2	184,107	94,700	278,807			
		831030- ECAS: Physics Total				17	1,995,006	943,196	2,938,202	
		832000- ECAS: Anthropology	PD 03 - November	6	222,146	85,685	307,831			
			PD 05 - January	4	74,504	19,371	93,875			
			PD 06 - February	1	3,975	0	3,975			
			PD 09 -	3	260,298	133,818	394,116			

Emory University Proposal Statistics

Fiscal Year : 2016
Period : 12

Fiscal Year	Operating Unit	Department	Period	Proposals Processed	Direct (\$)	Indirect (\$)	Total (\$)
2014	10000- Emory College	832000- ECAS: Anthropology	May				
			PD 10 - June	1	13,135	0	13,135
			PD 12 - August	3	44,808	14,468	59,276
		832000- ECAS: Anthropology Total		18	618,866	253,342	872,208
		832010- ECAS: Economics	PD 06 - February	1	413,223	160,092	573,315
			PD 07 - March	1	66,437	37,205	103,642
			PD 08 - April	1	59,100	0	59,100
			PD 09 - May	1	159,000	89,040	248,040
		832010- ECAS: Economics Total		4	697,760	286,337	984,097
		832020- ECAS: Educational Studies	PD 09 - May	1	16,000	0	16,000
		832020- ECAS: Educational Studies Total		1	16,000	0	16,000
		832030- ECAS: Environmental Science	PD 02 - October	1	13,438	0	13,438
			PD 03 - November	3	912,232	197,068	1,109,300
			PD 04 - December	3	135,075	9,002	144,077
			PD 06 - February	2	189,500	0	189,500
			PD 07 - March	1	276,063	66,432	342,495
			PD 10 - June	1	17,465	7,486	24,951
			PD 11 - July	2	338,569	132,817	471,386
		832030- ECAS: Environmental Science Total		13	1,882,343	412,805	2,295,148
		832050- ECAS: History	PD 01 - September	1	2,000	0	2,000
			PD 04 - December	1	20,000	0	20,000
			PD 06 - February	1	35,071	19,640	54,711
			PD 07 - March	1	14,000	0	14,000
		832050- ECAS: History Total		4	71,071	19,640	90,711
		832060- ECAS: Political Science	PD 03 - November	1	99,540	0	99,540
			PD 05 - January	5	295,183	54,056	349,239
			PD 08 - April	1	10,000	0	10,000
			PD 09 - May	1	75,564	7,556	83,120
			PD 11 - July	1	47,966	3,358	51,324
		832060- ECAS: Political Science Total		9	528,253	64,970	593,223
		832070- ECAS: Psychology	PD 03 - November	5	369,852	158,761	528,613
			PD 04 - December	7	742,953	287,253	1,030,206
			PD 05 - January	1	122,278	68,476	190,754
			PD 06 - February	2	125,000	70,000	195,000
			PD 07 - March	3	433,586	165,222	598,808
			PD 08 - April	1	59,100	0	59,100
			PD 09 - May	1	50,000	25,900	75,900
			PD 10 - June	3	96,001	16,470	112,471
			PD 11 - July	5	851,959	332,560	1,184,519
			PD 12 - August	4	532,049	262,751	794,800
		832070- ECAS: Psychology Total		32	3,382,778	1,387,393	4,770,171
		832080- ECAS: Sociology	PD 10 - June	2	182,521	98,012	280,533
		832080- ECAS: Sociology Total		2	182,521	98,012	280,533
		833010- ECAS: Art History	PD 04 -	1	69,479	0	69,479

Emory University Proposal Statistics

Fiscal Year : 2016
Period : 12

Fiscal Year	Operating Unit	Department	Period	Proposals Processed	Direct (\$)	Indirect (\$)	Total (\$)		
2014	10000- Emory College	833010- ECAS: Art History	December						
			PD 05 - January	1	81,210	21,115	102,325		
		833010- ECAS: Art History Total		2	150,689	21,115	171,804		
			833030- ECAS: Comparative Literature	PD 10 - June	1	45,000	0	45,000	
		833030- ECAS: Comparative Literature Total		1	45,000	0	45,000		
			833040- ECAS: English	PD 06 - February	1	98,790	55,322	154,112	
		833040- ECAS: English Total		1	98,790	55,322	154,112		
			833080- ECAS: Institute Liberal Arts	PD 04 - December	1	2,000	0	2,000	
		833080- ECAS: Institute Liberal Arts Total		1	2,000	0	2,000		
			833090- ECAS: MESAS	PD 04 - December	1	60,600	15,756	76,356	
				PD 05 - January	1	65,434	17,013	82,447	
				PD 07 - March	1	121,009	29,430	150,439	
				PD 10 - June	1	564,764	19,581	584,345	
		833090- ECAS: MESAS Total		4	811,807	81,780	893,587		
			833110- ECAS: Philosophy	PD 04 - December	1	79,365	20,635	100,000	
		833110- ECAS: Philosophy Total		1	79,365	20,635	100,000		
			833120- ECAS: Religion	PD 02 - October	1	36,364	3,636	40,000	
		833120- ECAS: Religion Total		1	36,364	3,636	40,000		
			834010- ECAS: Ctr Science Education	PD 02 - October	1	500,000	0	500,000	
				PD 08 - April	1	767,996	61,440	829,436	
				PD 09 - May	1	833,873	49,110	882,983	
		834010- ECAS: Ctr Science Education Total		3	2,101,869	110,550	2,212,419		
			835080- ECAS: Democracy & Citizenship	PD 04 - December	1	73,250	7,325	80,575	
				PD 09 - May	1	2,000	0	2,000	
		835080- ECAS: Democracy & Citizenship Total		2	75,250	7,325	82,575		
			837060- ECAS: Emory Tibet Partnership	PD 06 - February	1	428,689	64,303	492,992	
		837060- ECAS: Emory Tibet Partnership Total		1	428,689	64,303	492,992		
			837070- ECAS: Ctr Study Human Health	PD 02 - October	1	25,000	0	25,000	
				PD 09 - May	1	294,278	71,511	365,789	
				PD 12 - August	1	177,200	39,645	216,845	
		837070- ECAS: Ctr Study Human Health Total		3	496,478	111,156	607,634		
		10000- Emory College Total				255	32,945,860	10,093,261	43,039,121
			11000- Graduate School of Arts & Scie	861000- GRS: Dean's Office	PD 06 - February	1	3,638	2,037	5,675
	PD 10 - June			1	58,607	0	58,607		
	PD 11 - July			2	322,661	95,176	417,837		
861000- GRS: Dean's Office Total				4	384,906	97,213	482,119		
	861300- GRS: Student Development			PD 07 - March	1	176,000	98,560	274,560	
861300- GRS: Student Development Total				1	176,000	98,560	274,560		
	861600- GRS: Special Funding			PD 12 - August	1	522,667	0	522,667	
861600- GRS: Special Funding Total				1	522,667	0	522,667		
	862100- GRS: GDBBS			PD 10 - June	1	30,912	0	30,912	
862100- GRS: GDBBS Total				1	30,912	0	30,912		
	862120- GRS: GDBBS GMB			PD 12 - August	1	59,647	0	59,647	
862120- GRS: GDBBS GMB Total				1	59,647	0	59,647		
	862140- GRS: GDBBS NS	PD 12 - August	2	119,200	0	119,200			

Emory University Proposal Statistics

Fiscal Year : 2016
Period : 12

Fiscal Year	Operating Unit	Department	Period	Proposals Processed	Direct (\$)	Indirect (\$)	Total (\$)
2014	11000- Graduate School of Arts & Scie	862140- GRS: GDBBS NS Total		2	119,200	0	119,200
		862190- GRS: _GDBBS_Cancer_Biology	PD 12 - August	1	69,009	0	69,009
		862190- GRS: _GDBBS_Cancer_Biology Total		1	69,009	0	69,009
		862200- GRS: Nursing	PD 08 - April	1	1,000	0	1,000
			PD 09 - May	1	78,731	0	78,731
			PD 10 - June	1	34,056	0	34,056
			PD 12 - August	1	59,300	0	59,300
		862200- GRS: Nursing Total		4	173,087	0	173,087
		864000- GRS: Business	PD 12 - August	1	30,000	0	30,000
		864000- GRS: Business Total		1	30,000	0	30,000
		866100- GRS: Development Practice M	PD 11 - July	1	34,466	0	34,466
		866100- GRS: Development Practice M Total		1	34,466	0	34,466
		868400- GRS:Institute Develop Nations	PD 04 - December	1	2,000	0	2,000
		868400- GRS:Institute Develop Nations Total		1	2,000	0	2,000
		11000- Graduate School of Arts & Scie Total			18	1,601,894	195,773
12000- Law School	881420- School of Law		PD 01 - September	2	119,920	3,494	123,414
			PD 02 - October	2	85,000	0	85,000
			PD 03 - November	2	85,000	0	85,000
			PD 04 - December	2	210,000	0	210,000
			PD 07 - March	1	2,000	0	2,000
			PD 08 - April	1	100,000	0	100,000
			PD 10 - June	3	121,787	4,734	126,521
		881420- School of Law Total		13	723,707	8,228	731,935
12000- Law School Total			13	723,707	8,228	731,935	
14000- Candler School of Theology	885070- THEO: Graduate Div of Religion		PD 07 - March	1	4,000	0	4,000
		885070- THEO: Graduate Div of Religion Total		1	4,000	0	4,000
		885520- Candler School Of Theology	PD 01 - September	1	418,263	41,826	460,089
			PD 10 - June	1	45,000	0	45,000
			PD 12 - August	1	454,545	45,455	500,000
885520- Candler School Of Theology Total		3	917,808	87,281	1,005,089		
14000- Candler School of Theology Total			4	921,808	87,281	1,009,089	
16000- Goizueta Business School	872090- GBS: Faculty Support / Resrch		PD 02 - October	1	53,185	29,784	82,969
			PD 03 - November	1	70,000	19,740	89,740
			PD 07 - March	1	100,000	0	100,000
			PD 09 - May	1	132,210	74,038	206,248
			PD 10 - June	1	168,750	42,188	210,938
		872090- GBS: Faculty Support / Resrch Total		5	524,145	165,750	689,895
16000- Goizueta Business School Total			5	524,145	165,750	689,895	
18000- Oxford College	851999- Oxford College		PD 05 - January	1	12,000	0	12,000
			PD 12 - August	1	75,900	19,734	95,634

Emory University Proposal Statistics

Fiscal Year : 2016
Period : 12

Fiscal Year	Operating Unit	Department	Period	Proposals Processed	Direct (\$)	Indirect (\$)	Total (\$)
2014	18000- Oxford College	851999- Oxford College Total		2	87,900	19,734	107,634
		18000- Oxford College Total		2	87,900	19,734	107,634
	20000- School of Medicine	720615- SOM: GME: Grad Medicine Educ	PD 12 - August	2	100,000	0	100,000
		720615- SOM: GME: Grad Medicine Educ Total		2	100,000	0	100,000
		720810- SOM: Div of Animal Resources	PD 01 - September	1	5,000	0	5,000
		720810- SOM: Div of Animal Resources Total		1	5,000	0	5,000
		720820- SOM: ACTSI	PD 07 - March	3	5,364,378	760,513	6,124,891
		720820- SOM: ACTSI Total		3	5,364,378	760,513	6,124,891
		721005- SOM: OMESA: MD/PhD Admin	PD 10 - June	1	31,750	7,280	39,030
		721005- SOM: OMESA: MD/PhD Admin Total		1	31,750	7,280	39,030
		723000- SOM: Biochem: Admin	PD 01 - September	4	454,945	247,419	702,364
			PD 02 - October	7	572,408	135,838	708,246
			PD 03 - November	6	1,047,163	558,081	1,605,244
			PD 04 - December	7	756,664	211,313	967,977
			PD 05 - January	3	384,418	115,796	500,214
			PD 06 - February	4	427,847	130,243	558,090
			PD 07 - March	4	850,359	468,140	1,318,499
			PD 08 - April	8	1,230,328	503,601	1,733,929
			PD 09 - May	6	1,317,681	572,810	1,890,491
			PD 10 - June	10	1,289,475	687,594	1,977,069
	PD 11 - July		9	1,629,151	818,278	2,447,429	
	PD 12 - August		5	857,150	249,426	1,106,576	
	723000- SOM: Biochem: Admin Total		73	10,817,589	4,698,539	15,516,128	
	724000- SOM: BME: Admin	PD 02 - October	1	250,000	140,000	390,000	
		PD 03 - November	4	628,609	240,215	868,824	
		PD 04 - December	2	265,978	121,388	387,366	
		PD 05 - January	3	416,847	60,490	477,337	
		PD 06 - February	1	303,174	169,777	472,951	
		PD 07 - March	2	284,238	121,965	406,203	
		PD 08 - April	3	737,019	169,550	906,569	
		PD 09 - May	2	383,966	215,020	598,986	
		PD 10 - June	7	1,039,362	347,305	1,386,667	
		PD 11 - July	6	1,627,424	579,107	2,206,531	
		PD 12 - August	3	156,774	9,942	166,716	
724000- SOM: BME: Admin Total			34	6,093,391	2,174,759	8,268,150	
724200- SOM: BMI: Admin	PD 01 - September	2	283,277	144,478	427,755		
	PD 03 - November	4	1,030,592	489,816	1,520,408		
	PD 05 - January	1	7,978	0	7,978		
	PD 06 - February	1	131,090	29,621	160,711		
	PD 08 - April	3	234,772	101,509	336,281		
	PD 10 - June	2	200,295	38,869	239,164		
	PD 11 - July	3	145,282	23,823	169,105		

Emory University Proposal Statistics

Fiscal Year : 2016
Period : 12

Fiscal Year	Operating Unit	Department	Period	Proposals Processed	Direct (\$)	Indirect (\$)	Total (\$)		
2014	20000- School of Medicine	724200- SOM: BMI: Admin	PD 12 - August	3	350,939	174,324	525,263		
		724200- SOM: BMI: Admin Total		19	2,384,225	1,002,440	3,386,665		
		724500- SOM: Cell Biology: Admin	PD 01 - September	1	50,000	25,900	75,900		
			PD 02 - October	5	618,515	278,658	897,173		
			PD 03 - November	10	1,529,454	767,173	2,296,627		
			PD 04 - December	4	315,367	68,519	383,886		
			PD 05 - January	12	2,604,043	959,561	3,563,604		
			PD 06 - February	6	588,089	267,960	856,049		
			PD 07 - March	6	1,003,190	210,976	1,214,166		
			PD 08 - April	6	375,338	78,110	453,448		
			PD 09 - May	3	618,919	344,494	963,413		
			PD 10 - June	7	1,339,323	668,444	2,007,767		
			PD 11 - July	10	2,112,483	1,094,901	3,207,384		
			PD 12 - August	6	624,742	270,963	895,705		
			724500- SOM: Cell Biology: Admin Total			76	11,779,462	5,035,659	16,815,121
			725000- SOM: Hum Gen: Admin	PD 01 - September	13	1,557,642	497,223	2,054,865	
				PD 02 - October	3	477,187	207,234	684,421	
				PD 03 - November	9	1,828,148	750,049	2,578,197	
				PD 04 - December	8	1,132,118	485,235	1,617,353	
				PD 05 - January	7	3,728,530	1,312,496	5,041,026	
				PD 06 - February	11	1,951,142	781,297	2,732,439	
				PD 07 - March	1	239,285	92,946	332,231	
				PD 08 - April	8	723,641	238,921	962,562	
				PD 09 - May	5	2,178,855	475,450	2,654,305	
				PD 10 - June	10	2,966,061	979,272	3,945,333	
				PD 11 - July	6	1,731,511	526,729	2,258,240	
				PD 12 - August	11	1,801,839	725,549	2,527,388	
				725000- SOM: Hum Gen: Admin Total		92	20,315,960	7,072,401	27,388,361
			725005- SOM: Hum Gen: Medical Genetics	PD 01 - September	2	24,385	9,510	33,895	
				PD 02 - October	7	409,202	146,538	555,740	
				PD 03 - November	1	81,182	6,495	87,677	
				PD 04 - December	5	132,795	8,392	141,187	
				PD 06 - February	3	1,125,396	346,307	1,471,703	
				PD 07 - March	4	100,968	18,185	119,153	
				PD 09 - May	1	97,709	54,717	152,426	
				PD 10 - June	4	201,551	86,756	288,307	
				PD 12 - August	2	14,493	2,727	17,220	
				725005- SOM: Hum Gen: Medical Genetics Total		29	2,187,680	679,627	2,867,307
			725500- SOM: Micro/Immun: Admin	PD 01 - September	6	985,411	358,836	1,344,247	
				PD 02 - October	7	5,665,293	1,188,607	6,853,900	
				PD 03 - November	13	2,853,976	1,213,440	4,067,416	
				PD 04 - December	5	646,115	259,111	905,226	

Emory University Proposal Statistics

Fiscal Year : 2016
Period : 12

Fiscal Year	Operating Unit	Department	Period	Proposals Processed	Direct (\$)	Indirect (\$)	Total (\$)		
2014	20000- School of Medicine	725500- SOM: Micro/Immun: Admin	PD 05 - January	7	1,735,499	818,198	2,553,697		
			PD 06 - February	5	1,003,235	356,208	1,359,443		
			PD 07 - March	9	3,838,642	1,262,526	5,101,168		
			PD 08 - April	6	1,036,314	470,035	1,506,349		
			PD 09 - May	11	2,432,889	754,973	3,187,862		
			PD 10 - June	5	1,173,685	473,722	1,647,407		
			PD 11 - July	7	2,648,502	1,115,681	3,764,183		
			PD 12 - August	4	3,455,857	436,139	3,891,996		
		725500- SOM: Micro/Immun: Admin Total				85	27,475,418	8,707,476	36,182,894
		726000- SOM: Pharmacology: Admin	PD 01 - September	4	624,244	207,900	832,144		
			PD 02 - October	9	1,714,865	780,479	2,495,344		
			PD 03 - November	11	2,646,950	1,032,444	3,679,394		
			PD 04 - December	5	790,265	333,812	1,124,077		
			PD 05 - January	6	1,293,813	323,555	1,617,368		
			PD 06 - February	11	2,281,459	1,188,885	3,470,344		
			PD 07 - March	8	1,414,375	616,195	2,030,570		
			PD 08 - April	8	890,782	358,648	1,249,430		
			PD 09 - May	3	343,268	114,800	458,068		
			PD 10 - June	15	2,139,484	1,086,095	3,225,579		
			PD 11 - July	12	1,816,895	819,212	2,636,107		
			PD 12 - August	10	1,049,585	413,386	1,462,971		
		726000- SOM: Pharmacology: Admin Total				102	17,005,985	7,275,411	24,281,396
		726500- SOM: Physiology: Admin	PD 01 - September	4	533,739	41,318	575,057		
			PD 02 - October	4	529,074	279,481	808,555		
			PD 03 - November	13	2,724,826	1,384,347	4,109,173		
			PD 04 - December	8	1,013,200	386,099	1,399,299		
			PD 05 - January	5	543,388	161,925	705,313		
			PD 06 - February	7	1,012,206	451,938	1,464,144		
			PD 07 - March	4	688,333	265,667	954,000		
			PD 08 - April	6	979,208	393,803	1,373,011		
			PD 09 - May	4	340,659	58,789	399,448		
			PD 10 - June	9	1,197,529	566,588	1,764,117		
			PD 11 - July	5	2,007,640	232,003	2,239,643		
			PD 12 - August	2	410,670	192,295	602,965		
		726500- SOM: Physiology: Admin Total				71	11,980,473	4,414,253	16,394,726
		730000- SOM: Anesthesiology: Admin	PD 03 - November	1	202,013	50,166	252,179		
PD 04 - December	1		86,890	33,887	120,777				
PD 05 - January	4		840,635	322,532	1,163,167				
PD 06 - February	2		455,828	28,932	484,760				
PD 08 - April	3		129,413	0	129,413				
PD 09 - May	2		69,431	0	69,431				
PD 10 -	2		253,534	48,001	301,535				

Emory University Proposal Statistics

Fiscal Year : 2016
Period : 12

Fiscal Year	Operating Unit	Department	Period	Proposals Processed	Direct (\$)	Indirect (\$)	Total (\$)	
2014	20000- School of Medicine	730000- SOM: Anesthesiology: Admin	June					
			PD 11 - July	3	165,456	7,000	172,456	
			PD 12 - August	3	393,662	172,949	566,611	
		730000- SOM: Anesthesiology: Admin Total			21	2,596,861	663,467	3,260,328
		730500- SOM: Dermatology: Admin	PD 02 - October	5	998,392	528,300	1,526,692	
			PD 03 - November	1	30,000	0	30,000	
			PD 05 - January	2	65,000	0	65,000	
			PD 06 - February	3	306,928	99,879	406,807	
			PD 07 - March	1	100,000	0	100,000	
			PD 12 - August	2	134,877	25,463	160,340	
			730500- SOM: Dermatology: Admin Total			14	1,635,197	653,642
		731000- SOM: Emerg Med: Admin	PD 03 - November	4	1,288,618	388,190	1,676,808	
			PD 04 - December	2	80,033	8,003	88,036	
			PD 05 - January	5	452,489	127,238	579,727	
			PD 07 - March	3	400,496	195,577	596,073	
			PD 08 - April	3	282,206	150,609	432,815	
			PD 09 - May	1	548,884	173,540	722,424	
			PD 10 - June	2	256,442	83,144	339,586	
			PD 11 - July	4	339,094	117,147	456,241	
			PD 12 - August	2	373,996	154,151	528,147	
			731000- SOM: Emerg Med: Admin Total			26	4,022,258	1,397,599
		731510- SOM: FPM: AIDS Training	PD 03 - November	1	50,000	0	50,000	
			PD 07 - March	1	248,235	19,859	268,094	
			PD 11 - July	1	1,979,834	85,468	2,065,302	
		731510- SOM: FPM: AIDS Training Total			3	2,278,069	105,327	2,383,396
		732010- SOM: GYN OB: Family Planning	PD 01 - September	1	117,625	9,410	127,035	
			PD 02 - October	1	23,812	6,191	30,003	
			PD 04 - December	1	47,624	0	47,624	
			PD 08 - April	2	68,881	0	68,881	
			PD 11 - July	1	368,135	0	368,135	
		732010- SOM: GYN OB: Family Planning Total			6	626,077	15,601	641,678
		732020- SOM: GYN OB: GYN Oncology	PD 11 - July	1	99,890	14,436	114,326	
		732020- SOM: GYN OB: GYN Oncology Total			1	99,890	14,436	114,326
		732030- SOM: GYN OB: Adoles Repro Hlth	PD 07 - March	1	75,361	19,594	94,955	
			PD 08 - April	2	734,295	120,704	854,999	
		732030- SOM: GYN OB: Adoles Repro Hlth Total			3	809,656	140,298	949,954
		732035- SOM: GYN OB: Maternal Fetal	PD 06 - February	1	3,900	1,100	5,000	
			PD 12 - August	1	112,754	16,913	129,667	
		732035- SOM: GYN OB: Maternal Fetal Total			2	116,654	18,013	134,667
		732055- SOM: GYN OB: Research	PD 02 - October	1	225,000	126,000	351,000	
			PD 03 - November	1	136,364	13,636	150,000	
			PD 10 - June	1	201,075	83,950	285,025	

Emory University Proposal Statistics

Fiscal Year : 2016
Period : 12

Fiscal Year	Operating Unit	Department	Period	Proposals Processed	Direct (\$)	Indirect (\$)	Total (\$)
2014	20000- School of Medicine	732055- SOM: GYN OB: Research Total		3	562,439	223,586	786,025
		732500- SOM: HMO: Med Onc	PD 01 - September	11	869,484	302,049	1,171,533
			PD 02 - October	15	1,648,618	605,454	2,254,072
			PD 03 - November	10	1,078,986	457,261	1,536,247
			PD 04 - December	9	648,636	147,342	795,978
			PD 05 - January	5	628,340	282,752	911,092
			PD 06 - February	14	1,764,444	766,925	2,531,369
			PD 07 - March	8	511,355	144,960	656,315
			PD 08 - April	7	681,345	209,314	890,659
			PD 09 - May	4	907,289	359,707	1,266,996
			PD 10 - June	15	5,045,581	2,136,184	7,181,765
			PD 11 - July	12	1,584,084	419,629	2,003,713
			PD 12 - August	10	942,677	331,534	1,274,211
		732500- SOM: HMO: Med Onc Total		120	16,310,839	6,163,111	22,473,950
		732510- SOM: HMO: Hematology	PD 01 - September	2	430,026	129,008	559,034
			PD 02 - October	5	653,907	332,577	986,484
			PD 03 - November	3	438,084	237,505	675,589
			PD 04 - December	3	103,661	31,422	135,083
			PD 05 - January	5	568,883	147,685	716,568
			PD 06 - February	5	646,487	329,080	975,567
			PD 07 - March	3	263,231	60,788	324,019
			PD 08 - April	3	491,363	59,508	550,871
			PD 09 - May	2	229,666	93,583	323,249
			PD 10 - June	4	617,139	248,042	865,181
			PD 11 - July	3	257,296	77,188	334,484
			PD 12 - August	2	307,411	92,223	399,634
		732510- SOM: HMO: Hematology Total		40	5,007,154	1,838,609	6,845,763
		732520- SOM: HMO: BMT	PD 01 - September	5	640,081	161,217	801,298
			PD 02 - October	9	818,542	145,937	964,479
			PD 03 - November	5	737,206	354,954	1,092,160
			PD 04 - December	1	18,345	7,155	25,500
			PD 05 - January	3	76,882	24,230	101,112
			PD 06 - February	6	632,094	169,568	801,662
			PD 07 - March	9	753,351	205,894	959,245
			PD 08 - April	3	412,812	148,849	561,661
			PD 09 - May	2	85,850	25,755	111,605
			PD 10 - June	8	1,417,885	570,241	1,988,126
			PD 11 - July	4	663,153	133,482	796,635
			PD 12 - August	13	2,451,051	443,113	2,894,164
			732520- SOM: HMO: BMT Total		68	8,707,252	2,390,395
		732540- SOM: HMO: Admin	PD 09 - May	1	27,208	15,236	42,444
		732540- SOM: HMO: Admin Total		1	27,208	15,236	42,444

Emory University Proposal Statistics

Fiscal Year : 2016
Period : 12

Fiscal Year	Operating Unit	Department	Period	Proposals Processed	Direct (\$)	Indirect (\$)	Total (\$)		
2014	20000- School of Medicine	733000- SOM: Medicine: Admin	PD 07 - March	1	5,000	0	5,000		
			PD 09 - May	1	284,106	39,618	323,724		
			PD 12 - August	1	75,000	29,250	104,250		
		733000- SOM: Medicine: Admin Total				3	364,106	68,868	432,974
		733005- SOM: Medicine: Cardiology	PD 01 - September	20	3,605,481	1,321,502	4,926,983		
			PD 02 - October	3	1,753,510	893,937	2,647,447		
			PD 03 - November	16	5,003,145	2,081,639	7,084,784		
			PD 04 - December	16	3,966,048	1,125,500	5,091,548		
			PD 05 - January	19	1,838,992	294,475	2,133,467		
			PD 06 - February	15	2,791,963	870,952	3,662,915		
			PD 07 - March	3	205,441	61,351	266,792		
			PD 08 - April	10	2,265,067	713,967	2,979,034		
			PD 09 - May	14	1,489,941	559,596	2,049,537		
			PD 10 - June	19	6,037,575	1,945,389	7,982,964		
			PD 11 - July	24	4,441,028	1,277,287	5,718,315		
			PD 12 - August	6	497,398	93,708	591,106		
			733005- SOM: Medicine: Cardiology Total				165	33,895,588	11,239,303
		733010- SOM: Medicine: Digestive Dis	PD 01 - September	1	46,752	26,181	72,933		
			PD 02 - October	1	7,194	2,806	10,000		
			PD 03 - November	1	283,337	115,106	398,443		
			PD 04 - December	1	23,662	7,098	30,760		
			PD 05 - January	1	217,500	119,625	337,125		
			PD 06 - February	3	270,267	123,845	394,112		
			PD 08 - April	3	117,181	35,621	152,802		
			PD 09 - May	1	67,439	26,301	93,740		
			PD 10 - June	1	58,115	0	58,115		
			PD 11 - July	4	617,500	345,800	963,300		
			733010- SOM: Medicine: Digestive Dis Total				17	1,708,947	802,383
		733015- SOM: Medicine: Endocrinology	PD 01 - September	2	270,020	33,167	303,187		
			PD 02 - October	2	233,348	79,494	312,842		
			PD 03 - November	7	2,719,180	946,806	3,665,986		
			PD 04 - December	1	65,121	0	65,121		
			PD 05 - January	3	99,116	19,457	118,573		
PD 06 - February	3		511,742	206,708	718,450				
PD 07 - March	1		0	0	0				
PD 08 - April	7		1,404,881	431,353	1,836,234				
PD 09 - May	6		1,288,534	310,800	1,599,334				
PD 10 - June	5		274,374	152,810	427,184				
PD 11 - July	2		386,769	200,979	587,748				
PD 12 - August	4		715,171	331,298	1,046,469				
733015- SOM: Medicine: Endocrinology Total				43	7,968,257	2,712,872	10,681,129		
733020- SOM: Medicine: Geriatrics	PD 02 -	4	126,799	32,050	158,849				

Emory University Proposal Statistics

Fiscal Year : 2016
Period : 12

Fiscal Year	Operating Unit	Department	Period	Proposals Processed	Direct (\$)	Indirect (\$)	Total (\$)
2014	20000- School of Medicine	733020- SOM: Medicine: Geriatrics	October				
			PD 04 - December	1	11,445	4,155	15,600
			PD 05 - January	3	80,885	0	80,885
			PD 07 - March	3	457,098	174,085	631,183
			PD 08 - April	2	113,870	31,876	145,746
			PD 10 - June	1	19,231	10,769	30,000
			PD 12 - August	3	367,189	16,334	383,523
			733020- SOM: Medicine: Geriatrics Total	17	1,176,517	269,269	1,445,786
		733025- SOM: Medicine: Infectious Dis	PD 01 - September	7	1,033,239	214,323	1,247,562
			PD 02 - October	6	3,246,638	539,937	3,786,575
			PD 03 - November	6	628,413	153,248	781,661
			PD 04 - December	2	60,339	7,934	68,273
			PD 05 - January	6	1,053,385	40,578	1,093,963
			PD 06 - February	4	406,684	99,599	506,283
			PD 07 - March	3	189,032	55,431	244,463
			PD 08 - April	8	3,635,628	1,377,461	5,013,089
			PD 09 - May	11	1,094,908	171,916	1,266,824
			PD 10 - June	11	2,390,951	501,094	2,892,045
			PD 11 - July	6	1,110,213	102,798	1,213,011
			PD 12 - August	10	1,118,416	319,973	1,438,389
		733025- SOM: Medicine: Infectious Dis Total	80	15,967,846	3,584,292	19,552,138	
		733030- SOM: Medicine: Nephrology	PD 01 - September	2	113,544	34,030	147,574
			PD 02 - October	2	29,134	7,222	36,356
			PD 03 - November	5	706,810	297,941	1,004,751
			PD 04 - December	1	90,909	9,091	100,000
			PD 05 - January	5	445,000	111,190	556,190
			PD 06 - February	11	1,605,100	668,932	2,274,032
			PD 07 - March	6	526,649	206,796	733,445
			PD 08 - April	4	420,818	91,336	512,154
			PD 09 - May	4	342,751	163,117	505,868
			PD 10 - June	5	261,581	83,079	344,660
			PD 11 - July	2	262,466	145,100	407,566
			PD 12 - August	2	64,191	6,629	70,820
733030- SOM: Medicine: Nephrology Total	49	4,868,952	1,824,463	6,693,415			
733035- SOM: Medicine: Pulmonary	PD 01 - September	10	809,894	325,819	1,135,713		
	PD 02 - October	3	1,297,728	635,774	1,933,502		
	PD 03 - November	5	721,472	289,446	1,010,918		
	PD 04 - December	4	900,396	341,110	1,241,506		
	PD 05 - January	2	830,393	247,167	1,077,560		
	PD 06 - February	6	567,506	193,759	761,265		
	PD 07 - March	9	1,202,755	418,175	1,620,930		
	PD 08 - April	4	473,845	148,549	622,394		

Emory University Proposal Statistics

Fiscal Year : 2016
Period : 12

Fiscal Year	Operating Unit	Department	Period	Proposals Processed	Direct (\$)	Indirect (\$)	Total (\$)		
2014	20000- School of Medicine	733035- SOM: Medicine: Pulmonary	PD 09 - May	5	697,257	164,286	861,543		
			PD 10 - June	10	1,577,028	599,529	2,176,557		
			PD 11 - July	4	350,640	126,611	477,251		
			PD 12 - August	7	479,611	160,732	640,343		
		733035- SOM: Medicine: Pulmonary Total				69	9,908,526	3,650,957	13,559,483
		733040- SOM: Medicine: Rheumatology	PD 01 - September	2	608,079	129,652	737,731		
			PD 03 - November	3	459,851	157,456	617,307		
			PD 04 - December	1	7,632	2,122	9,754		
			PD 05 - January	1	8,000	2,224	10,224		
			PD 06 - February	1	4,021	1,206	5,227		
			PD 07 - March	3	1,229,175	426,933	1,656,108		
			PD 08 - April	2	28,035	5,094	33,129		
			PD 10 - June	1	92,201	25,497	117,698		
			PD 12 - August	2	50,448	0	50,448		
			733040- SOM: Medicine: Rheumatology Total				16	2,487,442	750,184
		733045- SOM: Medicine: General Med	PD 03 - November	4	182,746	49,590	232,336		
			PD 04 - December	1	769,571	345,000	1,114,571		
			PD 06 - February	1	24,873	9,700	34,573		
			PD 07 - March	2	101,905	50,562	152,467		
			PD 08 - April	2	32,660	4,213	36,873		
			PD 09 - May	3	1,372,764	272,519	1,645,283		
			PD 10 - June	3	897,045	467,677	1,364,722		
			PD 12 - August	1	13,907	0	13,907		
		733045- SOM: Medicine: General Med Total				17	3,395,471	1,199,261	4,594,732
		733060- SOM: Medicine: Immunology	PD 02 - October	3	175,340	96,186	271,526		
			PD 03 - November	1	43,800	6,570	50,370		
			PD 04 - December	2	242,750	135,940	378,690		
			PD 05 - January	1	73,000	40,880	113,880		
			PD 08 - April	2	164,863	27,082	191,945		
			PD 09 - May	2	2,271,251	463,706	2,734,957		
		733060- SOM: Medicine: Immunology Total				11	2,971,004	770,364	3,741,368
		733505- SOM: Neurology: Admin	PD 01 - September	1	16,666	9,333	25,999		
			PD 02 - October	1	50,000	28,000	78,000		
			PD 03 - November	2	344,000	107,400	451,400		
			PD 04 - December	2	106,053	31,816	137,869		
			PD 05 - January	2	3,367,230	948,763	4,315,993		
			PD 06 - February	1	967,725	532,249	1,499,974		
			PD 07 - March	1	1,067,278	320,184	1,387,462		
			PD 09 - May	3	1,131,973	600,198	1,732,171		
			PD 10 - June	1	96,684	14,000	110,684		
			PD 11 - July	3	404,457	115,358	519,815		
PD 12 - August	2		279,553	83,866	363,419				

Emory University Proposal Statistics

Fiscal Year : 2016
Period : 12

Fiscal Year	Operating Unit	Department	Period	Proposals Processed	Direct (\$)	Indirect (\$)	Total (\$)	
2014	20000- School of Medicine	733505- SOM: Neurology: Admin	August					
		733505- SOM: Neurology: Admin Total		19	7,831,619	2,791,167	10,622,786	
		733510- SOM: Neurology: Epilepsy	PD 01 - September	1	52,310	28,771	81,081	
			PD 02 - October	1	30,900	0	30,900	
			PD 03 - November	1	70,000	0	70,000	
			PD 06 - February	2	141,354	52,751	194,105	
			PD 09 - May	2	2,718,520	199,335	2,917,855	
			PD 11 - July	2	195,252	76,148	271,400	
			733510- SOM: Neurology: Epilepsy Total		9	3,208,336	357,005	3,565,341
			733515- SOM: Neurology: Sleep	PD 01 - September	1	29,937	0	29,937
				PD 03 - November	3	277,249	10,056	287,305
				PD 06 - February	1	484,773	259,094	743,867
				PD 12 - August	1	7,585	0	7,585
			733515- SOM: Neurology: Sleep Total		6	799,544	269,150	1,068,694
			733520- SOM: Neurology: Movement Disor	PD 01 - September	3	151,495	22,317	173,812
				PD 03 - November	2	1,057,253	234,665	1,291,918
				PD 04 - December	8	329,835	73,319	403,154
				PD 05 - January	2	312,751	121,973	434,724
				PD 06 - February	2	70,972	12,292	83,264
				PD 07 - March	3	656,296	192,824	849,120
				PD 08 - April	3	85,281	16,957	102,238
				PD 09 - May	3	594,413	313,994	908,407
				PD 10 - June	3	165,167	50,048	215,215
				PD 11 - July	2	101,798	23,039	124,837
				PD 12 - August	4	737,296	132,904	870,200
			733520- SOM: Neurology: Movement Disor Total		35	4,262,557	1,194,332	5,456,889
			733525- SOM: Neurology: Neuro-Rehab	PD 02 - October	4	323,345	104,692	428,037
				PD 03 - November	2	590,357	182,065	772,422
				PD 04 - December	1	23,737	0	23,737
				PD 05 - January	1	41,570	3,326	44,896
				PD 06 - February	1	279,111	153,511	432,622
				PD 07 - March	1	480,821	265,735	746,556
				PD 08 - April	1	561,523	219,561	781,084
				PD 10 - June	1	28,205	15,795	44,000
				PD 12 - August	3	194,295	94,366	288,661
			733525- SOM: Neurology: Neuro-Rehab Total		15	2,522,965	1,039,051	3,562,016
			733530- SOM: Neurology: Cog Neurobehav	PD 02 - October	3	138,899	0	138,899
				PD 03 - November	1	54,500	5,450	59,950
				PD 04 - December	1	60,827	23,723	84,550
				PD 05 - January	2	614,681	269,873	884,554
				PD 08 - April	1	144,744	11,580	156,324
				PD 09 - May	1	125,000	70,000	195,000

Emory University Proposal Statistics

Fiscal Year : 2016
Period : 12

Fiscal Year	Operating Unit	Department	Period	Proposals Processed	Direct (\$)	Indirect (\$)	Total (\$)			
2014	20000- School of Medicine	733530- SOM: Neurology: Cog Neurobehav	PD 10 - June	1	710,186	105,272	815,458			
			PD 11 - July	1	60,000	0	60,000			
			PD 12 - August	3	1,653,479	663,361	2,316,840			
		733530- SOM: Neurology: Cog Neurobehav Total				14	3,562,316	1,149,259	4,711,575	
		733535- SOM: Neurology: Neuromuscular	PD 04 - December	1	93,550	9,355	102,905			
			PD 09 - May	1	56,000	21,840	77,840			
			PD 10 - June	2	496,051	133,300	629,351			
		733535- SOM: Neurology: Neuromuscular Total				4	645,601	164,495	810,096	
		733545- SOM: Neurology: Stroke	PD 01 - September	1	95,000	27,645	122,645			
			PD 03 - November	1	19,789	5,501	25,290			
			PD 04 - December	2	354,014	162,673	516,687			
			PD 05 - January	1	19,606	0	19,606			
			PD 06 - February	1	337,736	42,841	380,577			
			PD 07 - March	1	39,002	10,998	50,000			
			PD 08 - April	1	275,000	154,000	429,000			
			PD 10 - June	4	774,257	426,743	1,201,000			
			PD 11 - July	3	182,971	6,176	189,147			
			PD 12 - August	2	130,790	38,335	169,125			
			733545- SOM: Neurology: Stroke Total				17	2,228,164	874,912	3,103,076
			733570- SOM: Neurology: Neuropsych	PD 02 - October	3	56,545	10,165	66,710		
		PD 03 - November		1	578,293	183,562	761,855			
		PD 06 - February		1	87,000	6,960	93,960			
		PD 08 - April		2	86,011	20,082	106,093			
		PD 09 - May		1	105,372	8,430	113,802			
		PD 10 - June		1	44,327	19,294	63,621			
		PD 11 - July		2	150,658	17,028	167,686			
		PD 12 - August		1	179,664	17,966	197,630			
		733570- SOM: Neurology: Neuropsych Total				12	1,287,870	283,487	1,571,357	
		734000- SOM: Neurosurgery: Admin	PD 01 - September	2	200,000	0	200,000			
			PD 03 - November	4	623,807	320,848	944,655			
			PD 04 - December	2	73,486	18,720	92,206			
			PD 05 - January	3	253,509	111,165	364,674			
			PD 06 - February	7	948,542	270,219	1,218,761			
PD 07 - March	5		524,505	164,923	689,428					
PD 08 - April	4		105,833	9,042	114,875					
PD 09 - May	2		264,230	75,241	339,471					
PD 10 - June	3		112,646	49,082	161,728					
PD 11 - July	8		1,069,614	393,374	1,462,988					
PD 12 - August	4		375,197	156,879	532,076					
734000- SOM: Neurosurgery: Admin Total				44	4,551,369	1,569,493	6,120,862			
734500- SOM: Ophthal: Admin	PD 02 - October		1	45,455	4,545	50,000				
	PD 03 - November	1	50,000	28,000	78,000					

Emory University Proposal Statistics

Fiscal Year : 2016
Period : 12

Fiscal Year	Operating Unit	Department	Period	Proposals Processed	Direct (\$)	Indirect (\$)	Total (\$)		
2014	20000- School of Medicine	734500- SOM: Ophthal: Admin	November						
			PD 05 - January	2	74,239	19,203	93,442		
			PD 06 - February	3	313,988	125,126	439,114		
			PD 07 - March	4	563,673	240,637	804,310		
			PD 08 - April	3	101,287	42,361	143,648		
			PD 09 - May	1	177,295	68,365	245,660		
			PD 10 - June	7	1,130,900	470,749	1,601,649		
			PD 11 - July	2	275,000	139,954	414,954		
			PD 12 - August	1	22,663	8,838	31,501		
		734500- SOM: Ophthal: Admin Total				25	2,754,499	1,147,778	3,902,277
		734506- SOM: Ophthal: Dept Research	PD 02 - October	2	383,360	97,549	480,909		
			PD 06 - February	1	112,183	32,645	144,828		
			PD 09 - May	1	397,050	17,412	414,462		
		734506- SOM: Ophthal: Dept Research Total				4	892,593	147,606	1,040,199
		734508- SOM: Ophthal: Basic Research	PD 01 - September	1	40,546	0	40,546		
			PD 03 - November	1	250,000	140,000	390,000		
			PD 08 - April	2	634,582	202,804	837,386		
			PD 09 - May	1	265,250	112,000	377,250		
			PD 10 - June	1	250,000	137,500	387,500		
			PD 11 - July	1	250,000	70,500	320,500		
		734508- SOM: Ophthal: Basic Research Total				7	1,690,378	662,804	2,353,182
		734524- SOM: Ophthal: Glaucoma	PD 03 - November	2	361,362	108,546	469,908		
		734524- SOM: Ophthal: Glaucoma Total				2	361,362	108,546	469,908
		734526- SOM: Ophthal: Neurology	PD 01 - September	1	45,455	4,545	50,000		
			PD 02 - October	1	107,407	32,222	139,629		
			PD 08 - April	1	127,220	10,178	137,398		
		734526- SOM: Ophthal: Neurology Total				3	280,081	46,945	327,026
734528- SOM: Ophthal: Oculo-Pathology	PD 01 - September	2	19,679	10,598	30,277				
	PD 03 - November	1	16,121	9,028	25,149				
	PD 05 - January	1	50,000	0	50,000				
	PD 06 - February	1	219,279	106,400	325,679				
	PD 07 - March	1	23,524	13,173	36,697				
734528- SOM: Ophthal: Oculo-Pathology Total				6	328,603	139,199	467,802		
734532- SOM: Ophthal: Pediatric	PD 09 - May	1	204,134	74,161	278,295				
734532- SOM: Ophthal: Pediatric Total				1	204,134	74,161	278,295		
734534- SOM: Ophthal: Retina	PD 08 - April	1	56,734	17,020	73,754				
734534- SOM: Ophthal: Retina Total				1	56,734	17,020	73,754		
735000- SOM: Orthopaedics: Admin	PD 01 - September	1	61,699	0	61,699				
	PD 02 - October	1	7,825	2,175	10,000				
	PD 03 - November	4	154,209	42,422	196,631				
	PD 04 - December	1	279,118	83,736	362,854				
	PD 06 - February	3	86,829	25,731	112,560				

Emory University Proposal Statistics

Fiscal Year : 2016
Period : 12

Fiscal Year	Operating Unit	Department	Period	Proposals Processed	Direct (\$)	Indirect (\$)	Total (\$)		
2014	20000- School of Medicine	735000- SOM: Orthopaedics: Admin	PD 10 - June	1	10,000	0	10,000		
			PD 11 - July	1	9,000	0	9,000		
			PD 12 - August	1	64,764	0	64,764		
		735000- SOM: Orthopaedics: Admin Total				13	673,444	154,064	827,508
		735500- SOM: Otolaryngology:Admin	PD 03 - November	2	471,153	261,634	732,787		
			PD 04 - December	1	1,000	0	1,000		
			PD 05 - January	5	112,599	32,581	145,180		
			PD 06 - February	1	25,000	0	25,000		
			PD 09 - May	2	300,000	24,000	324,000		
			PD 10 - June	3	472,172	256,226	728,398		
			PD 12 - August	1	76,087	29,674	105,761		
			735500- SOM: Otolaryngology:Admin Total				15	1,458,011	604,115
		736000- SOM: Pathology: Admin	PD 01 - September	11	1,699,128	653,388	2,352,516		
			PD 02 - October	13	1,721,030	694,833	2,415,863		
			PD 03 - November	14	4,862,731	1,713,320	6,576,051		
			PD 04 - December	10	737,955	254,084	992,039		
			PD 05 - January	19	5,088,915	1,412,355	6,501,270		
			PD 06 - February	10	2,947,158	975,654	3,922,812		
			PD 07 - March	9	1,910,128	611,138	2,521,266		
			PD 08 - April	9	1,232,770	487,019	1,719,789		
			PD 09 - May	17	3,045,494	1,459,671	4,505,165		
			PD 10 - June	9	1,514,691	806,787	2,321,478		
			PD 11 - July	17	2,275,978	1,127,560	3,403,538		
			PD 12 - August	6	643,010	230,107	873,117		
			736000- SOM: Pathology: Admin Total				144	27,678,988	10,425,916
		736500- SOM: Peds: Administration	PD 02 - October	1	364,428	29,154	393,582		
			PD 06 - February	2	289,319	64,611	353,930		
		736500- SOM: Peds: Administration Total				3	653,747	93,765	747,512
		736502- SOM: Peds: PCOG	PD 01 - September	1	103,491	10,349	113,840		
			PD 02 - October	2	180,000	84,000	264,000		
			PD 03 - November	3	755,976	124,463	880,439		
			PD 04 - December	1	13,000	1,300	14,300		
			PD 05 - January	2	150,000	15,000	165,000		
PD 08 - April	2		192,948	56,598	249,546				
PD 09 - May	2		126,911	15,070	141,981				
PD 10 - June	2		123,884	33,955	157,839				
PD 11 - July	3		379,668	124,464	504,132				
736502- SOM: Peds: PCOG Total				18	2,025,878	465,199	2,491,077		
736504- SOM: Peds: Neonatology	PD 01 - September	1	92,864	9,286	102,150				
	PD 02 - October	1	5,196	2,027	7,223				
	PD 03 - November	3	550,000	308,000	858,000				
	PD 04 - December	3	520,790	281,783	802,573				

Emory University Proposal Statistics

Fiscal Year : 2016
Period : 12

Fiscal Year	Operating Unit	Department	Period	Proposals Processed	Direct (\$)	Indirect (\$)	Total (\$)		
2014	20000- School of Medicine	736504- SOM: Peds: Neonatology	PD 05 - January	3	245,347	32,910	278,257		
			PD 06 - February	1	150,000	84,000	234,000		
			PD 07 - March	2	300,000	168,000	468,000		
			PD 08 - April	2	267,536	94,260	361,796		
			PD 11 - July	4	751,572	408,543	1,160,115		
		736504- SOM: Peds: Neonatology Total				20	2,883,305	1,388,809	4,272,114
		736506- SOM: Peds: Rheumatology	PD 01 - September	2	1,749	0	1,749		
			PD 02 - October	1	2,778	222	3,000		
			PD 04 - December	1	491,010	243,361	734,371		
			PD 06 - February	1	62,727	34,434	97,161		
			PD 07 - March	2	248,500	138,600	387,100		
			PD 08 - April	1	250,000	140,000	390,000		
			PD 09 - May	1	442,280	150,727	593,007		
			PD 10 - June	2	13,701	2,402	16,103		
			PD 11 - July	3	514,956	119,179	634,135		
			736506- SOM: Peds: Rheumatology Total				14	2,027,701	828,925
		736508- SOM: Peds: Endocrinology	PD 03 - November	1	22,192	8,654	30,846		
			PD 04 - December	2	218,396	85,174	303,570		
			PD 07 - March	2	404,232	49,364	453,596		
			PD 09 - May	1	25,000	0	25,000		
			PD 10 - June	2	144,755	41,709	186,464		
			PD 11 - July	1	24,045	13,465	37,510		
			PD 12 - August	2	30,149	11,758	41,907		
		736508- SOM: Peds: Endocrinology Total				11	868,769	210,124	1,078,893
736510- SOM: Peds: Gastroenterology	PD 01 - September	1	214,813	46,023	260,836				
	PD 03 - November	3	1,218,302	515,491	1,733,793				
	PD 05 - January	2	118,250	0	118,250				
	PD 06 - February	3	688,735	226,958	915,693				
	PD 07 - March	3	85,441	13,284	98,725				
	PD 09 - May	5	865,286	455,746	1,321,032				
	PD 10 - June	5	793,531	230,203	1,023,734				
	PD 11 - July	2	131,284	38,694	169,978				
736510- SOM: Peds: Gastroenterology Total				24	4,115,642	1,526,399	5,642,041		
736512- SOM: Peds: Neurology	PD 02 - October	1	20,000	0	20,000				
	PD 03 - November	1	50,000	0	50,000				
	PD 04 - December	1	250,000	140,000	390,000				
	PD 08 - April	1	195,824	58,747	254,571				
	PD 10 - June	1	23,821	1,979	25,800				
	PD 11 - July	1	75,000	0	75,000				
	PD 12 - August	3	417,500	224,000	641,500				
736512- SOM: Peds: Neurology Total				9	1,032,145	424,726	1,456,871		
736514- SOM: Peds: Nephrology	PD 02 -	1	7,108	1,232	8,340				

Emory University Proposal Statistics

Fiscal Year : 2016
Period : 12

Fiscal Year	Operating Unit	Department	Period	Proposals Processed	Direct (\$)	Indirect (\$)	Total (\$)
2014	20000- School of Medicine	736514- SOM: Peds: Nephrology	October				
			PD 03 - November	2	282,876	56,353	339,229
			PD 05 - January	2	108,849	13,155	122,004
			PD 07 - March	2	15,670	7,674	23,344
			PD 09 - May	1	7,325	1,870	9,195
			PD 11 - July	1	78,530	23,559	102,089
			PD 12 - August	1	100,000	10,000	110,000
			736514- SOM: Peds: Nephrology Total	10	600,358	113,843	714,201
		736516- SOM: Peds: Children's Hrt Ctr	PD 01 - September	1	75,000	0	75,000
			PD 03 - November	2	8,698	1,179	9,877
			PD 04 - December	1	9,091	909	10,000
			PD 05 - January	2	639,412	40,673	680,085
			PD 09 - May	2	350,013	20,668	370,681
			PD 10 - June	4	246,752	40,798	287,550
			PD 11 - July	3	174,091	5,909	180,000
			PD 12 - August	1	4,596	1,278	5,874
		736516- SOM: Peds: Children's Hrt Ctr Total	16	1,507,653	111,414	1,619,067	
		736518- SOM: Peds: General	PD 03 - November	2	329,558	147,956	477,514
			PD 04 - December	1	24,379	2,438	26,817
			PD 09 - May	1	390,909	9,091	400,000
			PD 12 - August	1	63,636	6,364	70,000
		736518- SOM: Peds: General Total	5	808,482	165,849	974,331	
		736520- SOM: Peds: Infectious Disease	PD 01 - September	3	416,453	46,631	463,084
			PD 02 - October	1	76,453	42,814	119,267
			PD 03 - November	6	1,002,407	427,050	1,429,457
			PD 04 - December	4	190,733	48,462	239,195
			PD 05 - January	5	627,513	212,204	839,717
			PD 06 - February	4	315,417	150,322	465,739
PD 07 - March	3		581,944	313,030	894,974		
PD 08 - April	7		606,722	173,721	780,443		
PD 09 - May	6		1,419,753	549,378	1,969,131		
PD 10 - June	8		1,262,878	499,573	1,762,451		
PD 11 - July	5		872,298	427,811	1,300,109		
PD 12 - August	6		660,815	81,082	741,897		
736520- SOM: Peds: Infectious Disease Total	58	8,033,386	2,972,078	11,005,464			
736522- SOM: Peds: Emergency Medicine	PD 02 - October	2	390,042	104,205	494,247		
	PD 04 - December	1	6,263	1,741	8,004		
	PD 07 - March	2	199,034	45,308	244,342		
	PD 11 - July	1	33,060	3,065	36,125		
736522- SOM: Peds: Emergency Medicine Total	6	628,399	154,319	782,718			
736524- SOM: Peds: Critical Care	PD 02 - October	1	2,934	816	3,750		
	PD 05 - January	3	72,441	17,742	90,183		

Emory University Proposal Statistics

Fiscal Year : 2016
Period : 12

Fiscal Year	Operating Unit	Department	Period	Proposals Processed	Direct (\$)	Indirect (\$)	Total (\$)	
2014	20000- School of Medicine	736524- SOM: Peds: Critical Care Total		4	75,375	18,558	93,933	
		736526- SOM: Peds: Emory LOBP	PD 01 - September	2	250,587	135,218	385,805	
			PD 02 - October	1	50,795	28,445	79,240	
			PD 04 - December	3	383,413	214,491	597,904	
			PD 05 - January	1	250,000	137,900	387,900	
			PD 06 - February	1	150,000	84,000	234,000	
			PD 07 - March	2	892,052	497,449	1,389,501	
			PD 08 - April	3	550,697	271,600	822,297	
			PD 09 - May	2	594,474	323,006	917,480	
			PD 10 - June	2	150,000	66,533	216,533	
			PD 11 - July	2	146,688	82,145	228,833	
			PD 12 - August	1	29,762	8,661	38,423	
			736526- SOM: Peds: Emory LOBP Total		20	3,448,468	1,849,448	5,297,916
			736528- SOM: Peds: Allergy	PD 01 - September	3	47,062	14,119	61,181
				PD 05 - January	1	26,632	2,663	29,295
				PD 12 - August	1	3,820	2,139	5,959
			736528- SOM: Peds: Allergy Total		5	77,514	18,921	96,435
			736532- SOM: Peds: Pulmonology	PD 01 - September	1	128,205	71,795	200,000
				PD 02 - October	2	125,953	50,138	176,091
				PD 06 - February	2	445,057	77,532	522,589
				PD 08 - April	1	247,500	136,125	383,625
				PD 10 - June	2	237,710	70,697	308,407
				PD 11 - July	2	177,890	53,119	231,009
			736532- SOM: Peds: Pulmonology Total		10	1,362,315	459,406	1,821,721
			736534- SOM: Peds: Cystic Fibrosis	PD 01 - September	3	193,250	10,000	203,250
				PD 02 - October	4	389,460	78,000	467,460
				PD 03 - November	6	1,133,205	407,743	1,540,948
				PD 06 - February	6	1,009,815	512,877	1,522,692
				PD 07 - March	4	492,391	226,129	718,520
				PD 08 - April	3	161,783	28,287	190,070
				PD 09 - May	2	313,900	85,589	399,489
				PD 10 - June	4	1,396,782	608,066	2,004,848
				PD 11 - July	4	315,293	115,364	430,657
				PD 12 - August	2	119,247	0	119,247
			736534- SOM: Peds: Cystic Fibrosis Total		38	5,525,126	2,072,055	7,597,181
			736538- SOM: Peds: Marcus Center	PD 01 - September	1	304,207	38,775	342,982
				PD 02 - October	3	146,602	40,485	187,087
				PD 03 - November	1	29,500	0	29,500
				PD 04 - December	1	233,517	8,958	242,475
				PD 06 - February	4	433,953	107,963	541,916
				PD 08 - April	3	2,144,880	256,922	2,401,802
				PD 09 - May	2	278,274	30,378	308,652

Emory University Proposal Statistics

Fiscal Year : 2016
Period : 12

Fiscal Year	Operating Unit	Department	Period	Proposals Processed	Direct (\$)	Indirect (\$)	Total (\$)	
2014	20000- School of Medicine	736538- SOM: Peds: Marcus Center	PD 10 - June	2	113,640	28,346	141,986	
			PD 11 - July	1	17,231	0	17,231	
		736538- SOM: Peds: Marcus Center Total			18	3,701,804	511,827	4,213,631
		736540- SOM: Peds: Egleston	PD 04 - December	1	103,104	0	103,104	
			PD 09 - May	1	89,570	86	89,656	
			PD 12 - August	1	24,858	0	24,858	
		736540- SOM: Peds: Egleston Total			3	217,532	86	217,618
		736542- SOM: Peds: Neuro-Oncology	PD 01 - September	11	674,707	48,165	722,872	
			PD 02 - October	8	2,356,437	263,692	2,620,129	
			PD 03 - November	7	698,745	204,837	903,582	
			PD 04 - December	6	329,900	37,217	367,117	
			PD 05 - January	6	878,532	210,076	1,088,608	
			PD 06 - February	6	997,683	474,514	1,472,197	
			PD 07 - March	5	389,335	128,500	517,835	
			PD 08 - April	4	82,975	22,914	105,889	
			PD 09 - May	3	161,187	15,896	177,083	
			PD 10 - June	7	897,540	454,310	1,351,850	
			PD 11 - July	9	1,006,081	192,620	1,198,701	
			PD 12 - August	5	309,001	22,841	331,842	
		736542- SOM: Peds: Neuro-Oncology Total			77	8,782,122	2,075,582	10,857,704
		736544- SOM: Peds: BMT	PD 01 - September	2	163,263	53,151	216,414	
			PD 02 - October	1	1,180	328	1,508	
			PD 08 - April	1	95,023	0	95,023	
			PD 09 - May	1	74,107	16,432	90,539	
			PD 11 - July	1	92,104	0	92,104	
			PD 12 - August	1	21,552	8,405	29,957	
		736544- SOM: Peds: BMT Total			7	447,229	78,316	525,545
		736546- SOM: Peds: HemThrom	PD 01 - September	3	96,274	13,790	110,064	
			PD 02 - October	3	171,850	49,777	221,627	
			PD 03 - November	3	570,573	234,394	804,967	
			PD 04 - December	2	18,757	3,412	22,169	
			PD 05 - January	6	439,977	54,360	494,337	
			PD 06 - February	4	2,032,275	923,121	2,955,396	
PD 07 - March	5		1,926,055	363,896	2,289,951			
PD 08 - April	1		31,610	0	31,610			
PD 09 - May	4		344,286	77,780	422,066			
PD 10 - June	2		18,840	3,568	22,408			
PD 11 - July	2		192,295	6,818	199,113			
PD 12 - August	4		256,375	66,114	322,489			
736546- SOM: Peds: HemThrom Total			39	6,099,167	1,797,030	7,896,197		
736548- SOM: Peds: Hematology	PD 02 - October	2	122,212	67,479	189,691			
	PD 03 - November	6	535,647	116,999	652,646			

Emory University Proposal Statistics

Fiscal Year : 2016
Period : 12

Fiscal Year	Operating Unit	Department	Period	Proposals Processed	Direct (\$)	Indirect (\$)	Total (\$)		
2014	20000- School of Medicine	736548- SOM: Peds: Hematology	PD 05 - January	1	17,343	9,712	27,055		
			PD 06 - February	1	50,000	28,000	78,000		
			PD 07 - March	3	361,976	8,499	370,475		
			PD 08 - April	2	2,046,774	211,661	2,258,435		
			PD 09 - May	2	142,156	75,724	217,880		
			PD 10 - June	3	237,381	117,679	355,060		
			PD 11 - July	1	13,971	0	13,971		
		736548- SOM: Peds: Hematology Total				21	3,527,460	635,753	4,163,213
		737000- SOM: Psych: Admin	PD 01 - September	10	2,357,332	881,739	3,239,071		
			PD 02 - October	13	1,714,096	321,718	2,035,814		
			PD 03 - November	9	1,398,609	637,325	2,035,934		
			PD 04 - December	9	1,977,075	694,464	2,671,539		
			PD 05 - January	10	2,186,556	876,218	3,062,774		
			PD 06 - February	19	3,174,981	942,722	4,117,703		
			PD 07 - March	7	578,490	209,405	787,895		
			PD 08 - April	9	927,927	371,661	1,299,588		
			PD 09 - May	6	275,334	125,113	400,447		
			PD 10 - June	10	1,832,610	814,435	2,647,045		
			PD 11 - July	5	867,254	96,343	963,597		
			PD 12 - August	3	130,184	54,236	184,420		
		737000- SOM: Psych: Admin Total				110	17,420,448	6,025,379	23,445,827
737005- SOM: Psych: Autism Center	PD 02 - October	1	48,039	26,902	74,941				
	PD 08 - April	1	22,727	2,273	25,000				
	PD 10 - June	1	100,000	56,000	156,000				
	PD 11 - July	1	8,737	0	8,737				
	PD 12 - August	2	122,078	29,739	151,817				
737005- SOM: Psych: Autism Center Total				6	301,581	114,914	416,495		
737500- SOM: Rad Onc: Admin	PD 01 - September	2	543,932	253,868	797,800				
	PD 02 - October	8	669,822	299,327	969,149				
	PD 03 - November	7	715,141	337,138	1,052,279				
	PD 04 - December	6	634,182	290,131	924,313				
	PD 05 - January	3	271,510	96,139	367,649				
	PD 06 - February	8	1,107,450	517,227	1,624,677				
	PD 07 - March	6	658,399	255,602	914,001				
	PD 08 - April	7	794,162	309,569	1,103,731				
	PD 09 - May	2	485,878	142,249	628,127				
	PD 10 - June	7	1,244,656	631,532	1,876,188				
	PD 11 - July	3	744,136	416,716	1,160,852				
	PD 12 - August	3	230,682	69,818	300,500				
737500- SOM: Rad Onc: Admin Total				62	8,099,950	3,619,316	11,719,266		
738000- SOM: Rad: Admin	PD 04 - December	1	2,050	533	2,583				
738000- SOM: Rad: Admin Total				1	2,050	533	2,583		

Emory University Proposal Statistics

Fiscal Year : 2016
Period : 12

Fiscal Year	Operating Unit	Department	Period	Proposals Processed	Direct (\$)	Indirect (\$)	Total (\$)		
2014	20000- School of Medicine	738002- SOM: Rad: Abdominal Radiology	PD 02 - October	2	190,125	93,729	283,854		
			PD 03 - November	1	300,000	0	300,000		
			PD 05 - January	1	1,000	0	1,000		
			PD 10 - June	1	297,264	94,021	391,285		
		738002- SOM: Rad: Abdominal Radiology Total				5	788,389	187,750	976,139
		738004- SOM: Rad: Breast Imaging	PD 02 - October	1	7,939	2,382	10,321		
		738004- SOM: Rad: Breast Imaging Total				1	7,939	2,382	10,321
		738006- SOM: Rad: Community Radiology	PD 05 - January	1	30,000	0	30,000		
		738006- SOM: Rad: Community Radiology Total				1	30,000	0	30,000
		738008- SOM: Rad: Musculoskeletal	PD 10 - June	1	283,639	143,603	427,242		
		738008- SOM: Rad: Musculoskeletal Total				1	283,639	143,603	427,242
		738010- SOM: Rad: Neuroradiology	PD 05 - January	1	59,808	0	59,808		
			PD 06 - February	1	5,000	0	5,000		
		738010- SOM: Rad: Neuroradiology Total				2	64,808	0	64,808
		738012- SOM: Rad: Nuclear Medicine	PD 03 - November	1	23,433	13,122	36,555		
			PD 06 - February	2	48,433	13,122	61,555		
		738012- SOM: Rad: Nuclear Medicine Total				3	71,866	26,244	98,110
		738014- SOM: Rad: Cardio Thoracic	PD 11 - July	1	8,993	3,507	12,500		
		738014- SOM: Rad: Cardio Thoracic Total				1	8,993	3,507	12,500
		738018- SOM: Rad: Pediatric	PD 07 - March	1	10,000	0	10,000		
		738018- SOM: Rad: Pediatric Total				1	10,000	0	10,000
		738022- SOM: Rad: Neurointerventional	PD 02 - October	2	25,267	7,459	32,726		
			PD 04 - December	1	4,000	1,040	5,040		
		738022- SOM: Rad: Neurointerventional Total				3	29,267	8,499	37,766
		738026- SOM: Rad: Rsch Labs - Gen	PD 01 - September	1	313,863	175,764	489,627		
			PD 02 - October	1	121,354	0	121,354		
			PD 05 - January	2	314,890	111,785	426,675		
			PD 10 - June	1	510,610	135,348	645,958		
			PD 12 - August	1	311,124	174,229	485,353		
		738026- SOM: Rad: Rsch Labs - Gen Total				6	1,571,841	597,126	2,168,967
		738028- SOM: Rad: Rsch Labs - Gen Adm	PD 02 - October	2	22,680	2,995	25,675		
			PD 10 - June	1	250,000	140,000	390,000		
		738028- SOM: Rad: Rsch Labs - Gen Adm Total				3	272,680	142,995	415,675
		738030- SOM: Rad: Nuclear Cardiology	PD 01 - September	1	233,333	130,666	363,999		
			PD 03 - November	1	250,000	140,000	390,000		
			PD 04 - December	1	50,000	28,000	78,000		
			PD 05 - January	2	93,704	0	93,704		
			PD 06 - February	2	274,762	140,000	414,762		
			PD 10 - June	3	550,000	308,000	858,000		
			PD 11 - July	1	48,340	0	48,340		
738030- SOM: Rad: Nuclear Cardiology Total				11	1,500,139	746,666	2,246,805		
738032- SOM: Rad: Radiopharm	PD 02 -	3	473,180	264,981	738,161				

Emory University Proposal Statistics

Fiscal Year : 2016
Period : 12

Fiscal Year	Operating Unit	Department	Period	Proposals Processed	Direct (\$)	Indirect (\$)	Total (\$)			
2014	20000- School of Medicine	738032- SOM: Rad: Radiopharm Disc Lab	October							
			PD 03 - November	4	697,275	390,474	1,087,749			
			PD 09 - May	1	18,539	0	18,539			
			PD 11 - July	2	480,047	268,826	748,873			
		738032- SOM: Rad: Radiopharm Disc Lab Total				10	1,669,041	924,281	2,593,322	
		738034- SOM: Rad: Med Phys & Quad Img	PD 02 - October	1	6,910	2,695	9,605			
			PD 03 - November	1	150,000	75,040	225,040			
			PD 05 - January	1	191,973	105,585	297,558			
			PD 10 - June	1	269,098	137,667	406,765			
			PD 11 - July	2	330,257	148,296	478,553			
		738034- SOM: Rad: Med Phys & Quad Img Total				6	948,238	469,283	1,417,521	
		738036- SOM: Rad: Radiogand & Expert	PD 10 - June	1	244,868	137,126	381,994			
			PD 11 - July	1	101,812	8,181	109,993			
		738036- SOM: Rad: Radiogand & Expert Total				2	346,680	145,307	491,987	
		738038- SOM: Rad: MR Research Lab	PD 01 - September	1	183,599	75,736	259,335			
			PD 02 - October	1	10,612	4,139	14,751			
			PD 03 - November	1	72,114	40,384	112,498			
			PD 04 - December	1	13,638	0	13,638			
			PD 05 - January	1	9,546	955	10,501			
			PD 06 - February	3	401,225	222,882	624,107			
			PD 07 - March	1	151,609	69,698	221,307			
			PD 08 - April	3	502,340	278,789	781,129			
			PD 11 - July	1	48,077	26,923	75,000			
			PD 12 - August	1	48,077	26,923	75,000			
			738038- SOM: Rad: MR Research Lab Total				14	1,440,837	746,429	2,187,266
			738040- SOM: Rad: Physics & Comp Lab	PD 02 - October	1	47,777	18,633	66,410		
		PD 03 - November		1	207,500	114,125	321,625			
		PD 04 - December		2	36,145	446	36,591			
		PD 05 - January		1	63,877	0	63,877			
		PD 06 - February		1	13,906	7,787	21,693			
		PD 07 - March		1	2,157	841	2,998			
		PD 10 - June		1	166,560	80,080	246,640			
		PD 11 - July		2	306,867	116,558	423,425			
		738040- SOM: Rad: Physics & Comp Lab Total				10	844,789	338,470	1,183,259	
		738044- SOM: Rad: Emergency Radiology	PD 03 - November	1	85,000	15,003	100,003			
		738044- SOM: Rad: Emergency Radiology Total				1	85,000	15,003	100,003	
		738500- SOM: Rehab: Admin	PD 01 - September	2	101,831	20,656	122,487			
			PD 02 - October	1	117,625	9,410	127,035			
			PD 03 - November	2	295,595	111,673	407,268			
			PD 05 - January	2	13,291	994	14,285			
			PD 06 - February	1	159,111	62,053	221,164			
			PD 07 - March	1	115,799	8,384	124,183			

Emory University Proposal Statistics

Fiscal Year : 2016
Period : 12

Fiscal Year	Operating Unit	Department	Period	Proposals Processed	Direct (\$)	Indirect (\$)	Total (\$)		
2014	20000- School of Medicine	738500- SOM: Rehab: Admin	PD 08 - April	1	39,981	3,998	43,979		
			PD 10 - June	1	50,000	28,000	78,000		
			PD 11 - July	1	117,076	9,366	126,442		
		738500- SOM: Rehab: Admin Total				12	1,010,309	254,534	1,264,843
		738505- SOM: Rehab: DPT Program	PD 02 - October	1	9,091	909	10,000		
			PD 03 - November	2	493,586	168,894	662,480		
			PD 08 - April	1	348,612	150,137	498,749		
			PD 09 - May	1	570,180	84,437	654,617		
			PD 10 - June	1	125,000	39,900	164,900		
			738505- SOM: Rehab: DPT Program Total				6	1,546,469	444,277
		739005- SOM: Surgery: General	PD 03 - November	2	528,778	158,622	687,400		
			PD 04 - December	3	170,647	9,437	180,084		
			PD 05 - January	2	481,195	20,621	501,816		
			PD 06 - February	4	3,276,198	1,019,388	4,295,586		
			PD 07 - March	1	457,785	9,403	467,188		
			PD 11 - July	1	9,091	909	10,000		
			PD 12 - August	2	299,615	67,876	367,491		
			739005- SOM: Surgery: General Total				15	5,223,309	1,286,256
		739010- SOM: Surgery: Vascular	PD 01 - September	1	163,280	24,492	187,772		
			PD 03 - November	1	40,000	0	40,000		
			PD 05 - January	1	15,000	0	15,000		
			PD 06 - February	2	149,000	38,700	187,700		
			PD 07 - March	1	50,000	0	50,000		
			PD 08 - April	1	12,500	0	12,500		
			PD 10 - June	1	50,000	0	50,000		
			PD 11 - July	1	70,000	7,000	77,000		
			PD 12 - August	1	35,000	0	35,000		
			739010- SOM: Surgery: Vascular Total				10	584,780	70,192
		739015- SOM: Surgery: Oncology	PD 02 - October	2	174,526	46,285	220,811		
			PD 03 - November	1	48,077	26,923	75,000		
			PD 04 - December	4	183,464	0	183,464		
			PD 06 - February	1	147,189	82,426	229,615		
			PD 10 - June	3	784,466	410,719	1,195,185		
PD 12 - August	1		59,647	0	59,647				
739015- SOM: Surgery: Oncology Total				12	1,397,369	566,353	1,963,722		
739020- SOM: Surgery: Thoracic	PD 01 - September	2	719,343	215,803	935,146				
	PD 02 - October	6	929,972	359,210	1,289,182				
	PD 03 - November	3	758,408	326,378	1,084,786				
	PD 04 - December	2	536,421	170,031	706,452				
	PD 05 - January	9	1,040,535	223,544	1,264,079				
	PD 06 - February	7	1,274,320	642,035	1,916,355				
	PD 08 - April	4	291,705	152,155	443,860				

Emory University Proposal Statistics

Fiscal Year : 2016
Period : 12

Fiscal Year	Operating Unit	Department	Period	Proposals Processed	Direct (\$)	Indirect (\$)	Total (\$)				
2014	20000- School of Medicine	739020- SOM: Surgery: Thoracic	PD 09 - May	2	122,002	24,545	146,547				
			PD 10 - June	2	74,686	22,458	97,144				
			PD 11 - July	2	98,124	9,812	107,936				
			PD 12 - August	3	296,111	137,339	433,450				
		739020- SOM: Surgery: Thoracic Total				42	6,141,628	2,283,310	8,424,938		
		739025- SOM: Surgery: Plastic				PD 12 - August	1	31,524	0	31,524	
		739025- SOM: Surgery: Plastic Total				1	31,524	0	31,524		
		739035- SOM: Surgery: Transplant				PD 01 - September	4	794,038	232,077	1,026,115	
						PD 02 - October	5	954,264	295,494	1,249,758	
						PD 03 - November	5	2,210,281	402,742	2,613,023	
						PD 04 - December	4	784,236	280,208	1,064,444	
						PD 05 - January	2	260,728	73,280	334,008	
						PD 06 - February	5	723,114	157,108	880,222	
						PD 07 - March	4	774,962	391,790	1,166,752	
						PD 08 - April	3	656,181	220,914	877,095	
						PD 09 - May	6	945,976	409,101	1,355,077	
						PD 10 - June	4	3,279,052	1,000,643	4,279,695	
						PD 11 - July	1	36,278	10,477	46,755	
						PD 12 - August	5	261,101	77,281	338,382	
		739035- SOM: Surgery: Transplant Total				48	11,680,210	3,551,115	15,231,325		
		739045- SOM: Surgery: Grady Surgery				PD 01 - September	1	40,814	4,081	44,895	
						PD 04 - December	1	120,000	67,200	187,200	
						PD 06 - February	1	166,800	50,040	216,840	
						PD 08 - April	1	73,756	22,127	95,883	
						PD 09 - May	1	50,000	5,000	55,000	
						PD 10 - June	1	454,545	45,456	500,001	
						PD 12 - August	1	3,600	1,080	4,680	
		739045- SOM: Surgery: Grady Surgery Total				7	909,515	194,984	1,104,499		
		739500- SOM: Urology: Admin				PD 02 - October	1	122,167	68,414	190,581	
						PD 03 - November	4	671,437	371,370	1,042,807	
						PD 06 - February	2	68,474	0	68,474	
						PD 07 - March	2	540,683	188,205	728,888	
						PD 09 - May	1	478,120	174,826	652,946	
						PD 10 - June	1	116,678	65,340	182,018	
						PD 11 - July	1	0	0	0	
						PD 12 - August	2	85,301	824	86,125	
		739500- SOM: Urology: Admin Total				14	2,082,860	868,979	2,951,839		
		20000- School of Medicine Total				2642	435,188,412	147,310,518	582,498,930		
		22000- School of Public Health				811000- SPH: Behavrl Sciences & Health	PD 01 - September	5	1,645,486	755,418	2,400,904
						PD 02 - October	4	242,474	118,543	361,017	
						PD 03 - November	16	1,842,201	760,477	2,602,678	

Emory University Proposal Statistics

Fiscal Year : 2016
Period : 12

Fiscal Year	Operating Unit	Department	Period	Proposals Processed	Direct (\$)	Indirect (\$)	Total (\$)		
2014	22000- School of Public Health	811000- SPH: Behavrl Sciences & Health	PD 04 - December	9	1,698,465	390,063	2,088,528		
			PD 05 - January	7	1,745,728	580,712	2,326,440		
			PD 07 - March	7	1,356,312	577,117	1,933,429		
			PD 08 - April	10	885,239	372,060	1,257,299		
			PD 09 - May	14	3,936,516	1,556,723	5,493,239		
			PD 10 - June	11	2,696,715	824,468	3,521,183		
			PD 11 - July	10	1,159,389	320,570	1,479,959		
			PD 12 - August	5	775,667	238,986	1,014,653		
			811000- SPH: Behavrl Sciences & Health Total				98	17,984,191	6,495,137
		812000- SPH: Biostatistics	PD 01 - September	2	153,053	81,053	234,106		
			PD 02 - October	2	118,361	49,699	168,060		
			PD 03 - November	8	1,548,286	710,964	2,259,250		
			PD 04 - December	2	94,861	48,502	143,363		
			PD 05 - January	3	784,490	176,196	960,686		
			PD 06 - February	6	490,618	179,358	669,976		
			PD 07 - March	3	230,202	22,352	252,554		
			PD 08 - April	3	337,541	140,285	477,826		
			PD 09 - May	4	449,972	246,383	696,355		
			PD 10 - June	8	1,444,846	742,639	2,187,485		
			PD 11 - July	8	578,266	248,726	826,992		
			PD 12 - August	1	13,746	7,698	21,444		
			812000- SPH: Biostatistics Total				50	6,244,241	2,653,855
		813000- SPH: Environmental Health	PD 01 - September	8	586,842	259,150	845,992		
			PD 02 - October	2	47,545	26,625	74,170		
			PD 03 - November	9	1,140,264	402,168	1,542,432		
			PD 04 - December	5	610,724	200,080	810,804		
			PD 05 - January	5	948,450	373,028	1,321,478		
			PD 06 - February	8	1,475,432	447,939	1,923,371		
			PD 07 - March	7	1,574,804	359,276	1,934,080		
			PD 08 - April	10	967,561	294,581	1,262,142		
			PD 09 - May	4	284,017	96,739	380,756		
			PD 10 - June	7	1,411,999	312,709	1,724,708		
			PD 11 - July	8	749,585	209,649	959,234		
PD 12 - August	4		507,465	233,987	741,452				
813000- SPH: Environmental Health Total				77	10,304,688	3,215,931	13,520,619		
814000- SPH: Epidemiology	PD 01 - September	8	1,571,476	729,307	2,300,783				
	PD 02 - October	8	2,074,823	494,022	2,568,845				
	PD 03 - November	10	1,329,314	607,455	1,936,769				
	PD 04 - December	17	1,292,436	562,946	1,855,382				
	PD 05 - January	11	2,877,493	1,155,869	4,033,362				
	PD 06 - February	16	4,551,604	1,572,593	6,124,197				
	PD 07 - March	7	1,109,415	546,074	1,655,489				

Emory University Proposal Statistics

Fiscal Year : 2016
Period : 12

Fiscal Year	Operating Unit	Department	Period	Proposals Processed	Direct (\$)	Indirect (\$)	Total (\$)		
2014	22000- School of Public Health	814000- SPH: Epidemiology	PD 08 - April	9	1,028,085	187,158	1,215,243		
			PD 09 - May	13	2,476,237	800,357	3,276,594		
			PD 10 - June	17	4,800,503	2,140,705	6,941,208		
			PD 11 - July	16	4,594,749	1,114,937	5,709,686		
			PD 12 - August	5	978,717	162,510	1,141,227		
		814000- SPH: Epidemiology Total				137	28,684,852	10,073,933	38,758,785
		815000- SPH: Health Policy and Mngmnt	PD 01 - September	1	195,484	107,516	303,000		
			PD 02 - October	7	303,605	98,490	402,095		
			PD 03 - November	4	1,432,274	620,516	2,052,790		
			PD 04 - December	2	151,200	15,120	166,320		
			PD 05 - January	2	506,970	122,761	629,731		
			PD 06 - February	2	690,578	194,996	885,574		
			PD 07 - March	7	356,691	119,174	475,865		
			PD 08 - April	7	958,607	286,585	1,245,192		
			PD 10 - June	7	834,238	369,188	1,203,426		
			PD 11 - July	6	771,902	243,773	1,015,675		
			815000- SPH: Health Policy and Mngmnt Total				45	6,201,549	2,178,119
		816000- SPH: Global Health	PD 01 - September	7	764,512	302,620	1,067,132		
			PD 02 - October	13	1,012,784	402,771	1,415,555		
	PD 03 - November		11	911,802	393,682	1,305,484			
	PD 04 - December		13	1,520,964	229,798	1,750,762			
	PD 05 - January		8	2,096,852	434,180	2,531,032			
	PD 06 - February		11	2,255,230	543,097	2,798,327			
	PD 07 - March		14	3,976,383	1,006,034	4,982,417			
	PD 08 - April		8	1,160,110	333,495	1,493,605			
	PD 09 - May		12	1,960,030	568,419	2,528,449			
	PD 10 - June		8	1,150,981	399,633	1,550,614			
	PD 11 - July		17	1,790,806	449,175	2,239,981			
	PD 12 - August		8	1,064,338	287,473	1,351,811			
	816000- SPH: Global Health Total				130	19,664,793	5,350,377	25,015,170	
	817000- SPH: Global Health Institute	PD 03 - November	2	1,118,838	126,301	1,245,139			
		PD 08 - April	1	94,815	0	94,815			
		PD 10 - June	1	791,228	308,579	1,099,807			
PD 11 - July		1	107,241	60,055	167,296				
817000- SPH: Global Health Institute Total				5	2,112,122	494,935	2,607,057		
22000- School of Public Health Total				542	91,196,435	30,462,287	121,658,722		
24000- School of Nursing	801200- SON: Dean's Office	PD 01 - September	1	21,215	11,880	33,095			
		801200- SON: Dean's Office Total				1	21,215	11,880	33,095
	801215- SON: Office of the Dean	PD 02 - October	1	414,124	144,227	558,351			
		PD 03 - November	1	580,247	121,279	701,526			
		PD 08 - April	1	43,921	24,596	68,517			
801215- SON: Office of the Dean Total				3	1,038,292	290,102	1,328,394		

Emory University Proposal Statistics

Fiscal Year : 2016
Period : 12

Fiscal Year	Operating Unit	Department	Period	Proposals Processed	Direct (\$)	Indirect (\$)	Total (\$)		
2014	24000- School of Nursing	801800- SON: Nursing Research	PD 01 - September	1	86,169	8,617	94,786		
			PD 07 - March	3	140,122	70,000	210,122		
			PD 08 - April	1	18,525	0	18,525		
			PD 09 - May	1	353,386	197,896	551,282		
			PD 10 - June	1	64,154	32,776	96,930		
			PD 11 - July	1	75,000	0	75,000		
		801800- SON: Nursing Research Total				8	737,356	309,289	1,046,645
		801900- SON: Education	PD 02 - October	1	395,491	187,307	582,798		
			PD 07 - March	1	307,374	172,129	479,503		
		801900- SON: Education Total				2	702,865	359,436	1,062,301
		803100- SON: Adult & Elder Hlth Dept	PD 03 - November	1	3,500	0	3,500		
			PD 06 - February	1	5,000	0	5,000		
			PD 08 - April	1	4,293	429	4,722		
		803100- SON: Adult & Elder Hlth Dept Total				3	12,793	429	13,222
		803300- SON: Academic Advancement	PD 01 - September	10	2,812,531	122,208	2,934,739		
			PD 02 - October	16	715,512	185,044	900,556		
			PD 03 - November	10	1,122,608	529,228	1,651,836		
			PD 04 - December	4	109,647	12,811	122,458		
			PD 05 - January	7	456,900	49,746	506,646		
			PD 06 - February	4	236,996	88,225	325,221		
			PD 07 - March	5	1,100,727	118,654	1,219,381		
			PD 08 - April	7	317,727	12,000	329,727		
			PD 09 - May	6	1,877,383	938,508	2,815,891		
			PD 10 - June	8	3,486,262	495,888	3,982,150		
			PD 11 - July	8	376,080	92,116	468,196		
			PD 12 - August	4	524,403	0	524,403		
803300- SON: Academic Advancement Total				89	13,136,776	2,644,428	15,781,204		
24000- School of Nursing Total				106	15,649,297	3,615,564	19,264,861		
28000- Yerkes Primate Center	820000- YRK: Director's Office	PD 07 - March	2	6,898,181	2,771,639	9,669,820			
		PD 08 - April	1	965,802	215,705	1,181,507			
	820000- YRK: Director's Office Total				3	7,863,983	2,987,344	10,851,327	
	820010- YRK: Business Fin & Resrch Adm	PD 04 - December	1	12,000	0	12,000			
	820010- YRK: Business Fin & Resrch Adm Total				1	12,000	0	12,000	
	820030- YRK: Assoc Dir Animal Resrcs	PD 12 - August	1	500,000	0	500,000			
	820030- YRK: Assoc Dir Animal Resrcs Total				1	500,000	0	500,000	
	820400- YRK: Animal Resources	PD 05 - January	2	61,123	0	61,123			
	820400- YRK: Animal Resources Total				2	61,123	0	61,123	
	820520- YRK: Imaging Core	PD 03 - November	1	28,011	21,989	50,000			
	820520- YRK: Imaging Core Total				1	28,011	21,989	50,000	
	821000- YRK: Emory Vaccine Center	PD 01 - September	4	2,787,902	239,986	3,027,888			
PD 02 - October		1	100,000	0	100,000				
PD 03 -		5	551,021	401,994	953,015				

Emory University Proposal Statistics

Fiscal Year : 2016
Period : 12

Fiscal Year	Operating Unit	Department	Period	Proposals Processed	Direct (\$)	Indirect (\$)	Total (\$)									
2014	28000- Yerkes Primate Center	821000- YRK: Emory Vaccine Center	November													
			PD 04 - December	2	444,875	326,084	770,959									
			PD 05 - January	2	567,064	328,112	895,176									
			PD 06 - February	7	3,242,984	1,745,139	4,988,123									
			PD 07 - March	4	1,043,765	563,686	1,607,451									
			PD 08 - April	4	6,311,797	2,824,380	9,136,177									
			PD 09 - May	5	1,651,154	719,037	2,370,191									
			PD 10 - June	4	619,898	328,551	948,449									
			PD 11 - July	6	885,402	642,935	1,528,337									
			PD 12 - August	2	109,600	39,250	148,850									
			821000- YRK: Emory Vaccine Center Total				46	18,315,462	8,159,154	26,474,616						
			28000- Yerkes Primate Center	821100- YRK: Behav Neuro & Psych Dis	821100- YRK: Behav Neuro & Psych Dis	PD 02 - October	2	445,443	206,357	651,800						
						PD 03 - November	2	375,000	294,375	669,375						
						PD 04 - December	4	575,202	361,094	936,296						
						PD 06 - February	4	344,515	217,236	561,751						
						PD 07 - March	4	111,159	63,709	174,868						
						PD 08 - April	4	1,995,549	1,262,465	3,258,014						
						PD 09 - May	4	561,930	430,518	992,448						
						PD 10 - June	1	30,912	0	30,912						
						PD 11 - July	3	492,500	386,613	879,113						
						PD 12 - August	4	428,525	182,729	611,254						
						821100- YRK: Behav Neuro & Psych Dis Total				32	5,360,735	3,405,096	8,765,831			
						28000- Yerkes Primate Center	821200- YRK: Microbiology & Immunology	821200- YRK: Microbiology & Immunology	PD 01 - September	4	1,326,578	992,301	2,318,879			
									PD 03 - November	2	148,948	116,924	265,872			
									PD 04 - December	6	543,788	201,000	744,788			
									PD 05 - January	4	1,036,709	635,811	1,672,520			
									PD 06 - February	1	14,562	11,431	25,993			
									PD 07 - March	3	1,073,269	375,621	1,448,890			
									PD 08 - April	8	1,132,071	888,676	2,020,747			
									PD 09 - May	5	1,309,202	1,016,734	2,325,936			
									PD 10 - June	3	599,906	308,001	907,907			
									PD 11 - July	13	5,907,316	3,101,846	9,009,162			
									PD 12 - August	3	127,824	52,309	180,133			
									821200- YRK: Microbiology & Immunology Total				52	13,220,173	7,700,654	20,920,827
									28000- Yerkes Primate Center	821300- YRK: NND-Neuroscience	821300- YRK: NND-Neuroscience	PD 01 - September	3	664,660	333,358	998,018
												PD 02 - October	2	682,028	534,121	1,216,149
												PD 03 - November	6	858,799	670,232	1,529,031
												PD 05 - January	2	1,447,984	1,031,581	2,479,565
												PD 06 - February	4	1,034,607	454,409	1,489,016
												PD 07 - March	5	740,753	453,245	1,193,998
												PD 08 - April	2	350,613	228,838	579,451
												PD 09 - May	3	731,028	440,407	1,171,435

Emory University Proposal Statistics

Fiscal Year : 2016
Period : 12

Fiscal Year	Operating Unit	Department	Period	Proposals Processed	Direct (\$)	Indirect (\$)	Total (\$)	
2014	28000- Yerkes Primate Center	821300- YRK: NND-Neuroscience	PD 10 - June	2	212,286	166,645	378,931	
		821300- YRK: NND-Neuroscience Total		29	6,722,758	4,312,836	11,035,594	
		821400- YRK: Dev & Cog Neuroscience	PD 02 - October	3	525,941	403,465	929,406	
			PD 03 - November	4	888,070	689,285	1,577,355	
			PD 04 - December	1	434,129	337,553	771,682	
			PD 05 - January	1	441,360	343,229	784,589	
			PD 06 - February	7	960,700	693,288	1,653,988	
			PD 07 - March	1	54,350	42,664	97,014	
			PD 08 - April	5	582,825	282,144	864,969	
			PD 09 - May	5	2,479,174	1,537,992	4,017,166	
			PD 10 - June	4	1,444,984	1,127,837	2,572,821	
			PD 11 - July	3	978,605	749,763	1,728,368	
			PD 12 - August	3	651,073	494,158	1,145,231	
			821400- YRK: Dev & Cog Neuroscience Total		37	9,441,208	6,701,378	16,142,586
		821500- YRK: Pathology Research	PD 02 - October	3	409,184	319,879	729,063	
			PD 03 - November	1	60,823	46,226	107,049	
			PD 04 - December	2	536,130	417,917	954,047	
			PD 05 - January	1	283,729	215,634	499,363	
			PD 08 - April	1	22,500	17,663	40,163	
			PD 09 - May	2	685,388	338,929	1,024,317	
			821500- YRK: Pathology Research Total		10	1,997,754	1,356,248	3,354,002
		821600- YRK: NND-Sensory Motor Systems	PD 03 - November	1	150,000	117,750	267,750	
			PD 06 - February	2	150,000	15,000	165,000	
			PD 07 - March	1	214,375	162,925	377,300	
			PD 08 - April	1	218,750	171,719	390,469	
			PD 09 - May	1	36,125	0	36,125	
			PD 10 - June	3	1,305,766	639,055	1,944,821	
			PD 12 - August	1	250,000	190,755	440,755	
		821600- YRK: NND-Sensory Motor Systems Total		10	2,325,016	1,297,204	3,622,220	
		821800- YRK: Emory Inst Drug Dev	PD 03 - November	1	81,374	63,879	145,253	
			PD 12 - August	1	705,737	365,175	1,070,912	
			821800- YRK: Emory Inst Drug Dev Total		2	787,111	429,054	1,216,165
		28000- Yerkes Primate Center Total			226	66,635,334	36,370,957	103,006,291
		60000- President	080020- CL: VP & Dean for Campus Life	PD 03 - November	1	55,753	2,665	58,418
			080020- CL: VP & Dean for Campus Life Total		1	55,753	2,665	58,418
			084030- Mental Health Fee	PD 10 - June	1	4,000	0	4,000
			084030- Mental Health Fee Total		1	4,000	0	4,000
		60000- President Total			2	59,753	2,665	62,418
		62000- EVP- Finance & Administration	101010- EVP for Business & Administr	PD 10 - June	1	787,771	212,229	1,000,000
			101010- EVP for Business & Administr Total		1	787,771	212,229	1,000,000
			153080- OIT: R-WIT Central Operations	PD 10 - June	1	158,803	0	158,803

Emory University Proposal Statistics

Fiscal Year : 2016
Period : 12

Fiscal Year	Operating Unit	Department	Period	Proposals Processed	Direct (\$)	Indirect (\$)	Total (\$)	
2014	62000- EVP-Finance & Administration	153080- OIT: R-WIT Central Operations Total		1	158,803	0	158,803	
				2	946,574	212,229	1,158,803	
	65000- EVP-Academic Affairs	903500- CenterforCommunityPartnerships		PD 12 - August	1	20,832	5,416	26,248
			903500- CenterforCommunityPartnerships Total		1	20,832	5,416	26,248
		906000- Ethics Center		PD 08 - April	1	752,329	112,850	865,179
			906000- Ethics Center Total		1	752,329	112,850	865,179
		921060- LITS: Library IT Expense		PD 04 - December	1	50,000	0	50,000
			921060- LITS: Library IT Expense Total		1	50,000	0	50,000
		65000- EVP-Academic Affairs Total			3	823,161	118,266	941,427
	68000- EVP-Health Affairs	701000- EVP Health Affairs		PD 04 - December	1	395,009	221,205	616,214
				PD 10 - June	1	100,000	56,000	156,000
			701000- EVP Health Affairs Total		2	495,009	277,205	772,214
		701500- Winship Cancer Institute		PD 01 - September	1	0	0	0
				PD 03 - November	1	14,391	5,612	20,003
				PD 06 - February	2	1,011,211	557,121	1,568,332
				PD 07 - March	1	120,000	0	120,000
				PD 10 - June	1	200,000	112,000	312,000
				701500- Winship Cancer Institute Total		6	1,345,602	674,733
		703500- Center for Comprehensive Infor		PD 01 - September	1	299,040	155,142	454,182
				PD 02 - October	1	60,584	33,321	93,905
				PD 04 - December	1	20,184	11,101	31,285
				703500- Center for Comprehensive Infor Total		3	379,808	199,564
		68000- EVP-Health Affairs Total		11	2,220,419	1,151,502	3,371,921	
2014 Total			3831	649,524,699	229,814,015	879,338,714		
Grand Total			11751	2,174,737,586	746,494,481	2,921,232,067		

Emory University Proposal Statistics

Fiscal Year : 2016
Period : 12

12/15/2016

Proposal Detail - Period

Proposal Detail Period 12, FY 2016

Date run: 12/15/2016

Operating Unit	Department	Proposal Id	Proposal Name	Agency Name	Principal Investigator	Total (\$)	Direct (\$)	Indirect (\$)	Purpose Type	Proposal Type	Sponsor Type	Submit Date	Proposal Period
10000-Emory College	831000- ECAS: Biology	0000037896	Complex interactions between alternative forms of defense in pea aphids	NATL SCIENCE FOUNDATION	0380048- Gerardo,Nicole Marie	194,704	127,323	67,381	Research	New	Federal	8/5/2016	15-JAN-17 - 14-JAN-20
10000-Emory College	831000- ECAS: Biology	0000037908	Investigating the roles of dynamic host environments on genome plasticity of an op	NIH NATL INSTITUTE OF HEALTH	0414278- Mason,Jennifer	56,326	56,326	0	Training	New	Federal	8/8/2016	01-APR-17 - 31-MAR-20
10000-Emory College	831000- ECAS: Biology	0000038073	Host-Parasite Coevolutionary Dynamics and the Red Queen Hypothesis in the Caenorha	NATL SCIENCE FOUNDATION	0402113- Morran,Levi	270,150	174,965	95,185	Research	New	Federal	8/4/2016	01-JAN-17 - 31-DEC-20
10000-Emory College	831000- ECAS: Biology	0000038239	Role of Basal Ganglia Output on Thalamocortical Activity and Licking Behavior	NIH NATL INSTITUTE OF HEALTH	2093675- Morrissette,Arthur	62,060	62,060	0	Research	New	Federal	8/9/2016	01-SEP-17 - 31-AUG-19
10000-Emory College	831000- ECAS: Biology	0000038249	Dynein independent roles for dynein light chain in meiotic progression	NIH NATL INSTITUTE OF HEALTH	2092954- Fielder,Sara	62,060	62,060	0	Training	New	Federal	8/15/2016	01-APR-17 - 31-MAR-20
10000-Emory College	831000- ECAS: Biology	0000038431	REU Site: Applying Ecology and Evolution to the Study and Control of Disease	NATL SCIENCE FOUNDATION	0380048- Gerardo,Nicole Marie	95,111	81,861	13,250	Research	New	Federal	8/24/2016	01-MAR-17 - 29-FEB-20
10000-Emory College	831010- ECAS: Chemistry	0000038371	Basic Science and Efficiencies of EOIL Systems	UNIVERSITY OF ILLINOIS URBANA CHAMPAIGN	0001523- Heaven,Michael C	75,550	50,221	25,329	Research	New	University	8/26/2016	01-MAR-17 - 28-FEB-22
10000-Emory College	831010- ECAS: Chemistry	0000038390	Realizing High Power, Excellent Beam Quality Performance for Diode Pumped Rare Gas	OFFICE OF NAVAL RESEARCH	0001523- Heaven,Michael C	597,003	526,874	70,129	Research	Renewal	Federal	8/29/2016	01-MAR-17 - 28-FEB-22
10000-Emory College	831020- ECAS: Math & Computer Science	0000037488	CRRI:III:Leveraging Multi-Resolution, Multi-Source Open Data to Build Better Predi	NATL SCIENCE FOUNDATION	0412188- Ho.,Joyce C	84,962	56,255	28,707	Research	New	Federal	8/17/2016	01-SEP-17 - 31-AUG-19
10000-Emory College	831030- ECAS: Physics	0000038175	From Structure to Dynamics: Tuning the Vibrational Modes of Glassy Systems	RESEARCH CORPORATION	0401784- Burton,Justin C	33,334	33,334	0	Research	New	Corporate	8/1/2016	01-APR-16 - 31-MAR-20
10000-Emory College	831030- ECAS: Physics	0000038209	Quantitatively characterizing the effects of slow physiological changes on phenoty	RESEARCH CORPORATION	0399249- Kim,Minsu	33,334	33,334	0	Research	New	Corporate	8/1/2016	01-SEP-17 - 31-AUG-20
10000-Emory College	832000- ECAS: Anthropology	0000038274	Doctoral Dissertation Research: Family Matters? Making middle-class identities	NATL SCIENCE FOUNDATION	0001676- Shore,Bradd	25,118	19,935	5,183	Research	New	Federal	8/16/2016	15-FEB-17 - 14-FEB-18
10000-Emory College	832000- ECAS: Anthropology	0000038276	Doctoral Dissertation Research: Hoping for Better: Overcoming Ethnic Exclusion	NATL SCIENCE FOUNDATION	0006924- Barlett,Peggy F	25,197	19,998	5,199	Research	New	Federal	8/16/2016	15-FEB-17 - 14-FEB-18
10000-Emory College	832000- ECAS: Anthropology	0000038297	Doctoral Dissertation Research: Facilitating a Desirable Death: Tibetan Medical an	NATL SCIENCE FOUNDATION	0001676- Shore,Bradd	24,294	19,281	5,013	Research	New	Federal	8/17/2016	15-FEB-17 - 14-FEB-18
10000-Emory College	832000- ECAS: Anthropology	0000038299	Doctoral Dissertation Research: Capital in the Borderlands: Diaspora Investment	NATL SCIENCE FOUNDATION	0379965- Little,Peter	25,200	20,000	5,200	Research	New	Federal	8/17/2016	15-JUL-17 - 14-JUL-18
10000-Emory College	832030- ECAS: Environmental Science	0000038216	OADS BAA 2016-N-17844: Rapid Indoor Residual Spraying To Control Urban Aedes...	CENTERS FOR DISEASE CONTROL	0379213- Vazquez Prokopec,Gonzalo M	329,866	283,625	46,241	Research	New	Federal	8/31/2016	01-SEP-16 - 31-AUG-17
10000-Emory College	832030- ECAS: Environmental Science	0000038224	OADS BAA 2016-N-17844: Enhanced Entomological Surveillance Of Aedes Aegypti In....	CENTERS FOR DISEASE CONTROL	0379213- Vazquez Prokopec,Gonzalo M	250,147	198,959	51,188	Research	New	Federal	8/8/2016	01-SEP-16 - 31-AUG-18
10000-Emory College	832030- ECAS: Environmental Science	0000038287	Building Soil Health With Living Mulch Cultivation	UNIVERSITY OF GEORGIA	0396602- Saikawa,Eri	52,517	38,259	14,258	Research	New	University	8/29/2016	01-MAR-17 - 29-FEB-20
10000-Emory College	832030- ECAS: Environmental Science	0000038385	From Taking Action to Blocking Action: What Determines States' Climate Policies?	NATL SCIENCE FOUNDATION	0396602- Saikawa,Eri	80,867	52,915	27,952	Research	New	Federal	8/26/2016	01-JAN-17 - 31-DEC-18
10000-Emory College	832060- ECAS: Political Science	0000038149	Moving to Work (MTW) Task Order 6	ATLANTA HOUSING AUTHORITY	0028098- Rich,Michael	55,315	54,405	910	Research	Continuation	State	8/3/2016	01-JUN-16 - 15-DEC-16
10000-Emory College	832070- ECAS: Psychology	0000037848	Comparative neurobehavioral studies of memory systems using automated testing	NATL SCIENCE FOUNDATION	0367385- Hampton,Robert Russell	193,211	125,645	67,566	Research	New	Federal	8/5/2016	01-FEB-17 - 31-JAN-22
10000-Emory College	832070- ECAS: Psychology	0000037883	A Model of Behavioral Evolution from Genotype to Phenotype	NATL SCIENCE FOUNDATION	0361975- Maney,Donna	258,856	177,160	81,696	Research	New	Federal	8/3/2016	01-JUL-17 - 30-JUN-20
10000-Emory College	832070- ECAS: Psychology	0000038122	Incentive Saliency of Conspecific Vocalizations	NATL SCIENCE FOUNDATION	0361975- Maney,Donna	159,891	110,141	49,750	Research	New	Federal	8/5/2016	01-MAR-17 - 28-FEB-19
10000-Emory College	832070- ECAS: Psychology	0000038237	Environmental Exposures, the Gut Microbiome, and Perinatal Depression	NIH NATL INSTITUTE OF HEALTH	1468436- Mutic,Abby Dawn	81,865	81,865	0	Training	New	Federal	8/10/2016	01-APR-17 - 31-MAR-19
10000-Emory College	832070- ECAS: Psychology	0000038251	Tracking Trajectories of Stress using Autobiographical Narratives as Behavioral	NIH NATL INSTITUTE OF HEALTH	2092966- Graci,Matthew Edward	62,810	62,810	0	Training	New	Federal	8/9/2016	01-APR-17 - 31-MAR-19
10000-Emory College	832070- ECAS: Psychology	0000038259	Development of Attentional Biases for Affective Cues in Infants of Depressed Mothe	STATE UNIVERSITY OF NEW YORK BINGHAMTON	0000196- Goodman,Sherryl Hope	32,155	20,612	11,543	Research	New	University	8/10/2016	01-APR-17 - 31-MAR-22
10000-Emory College	832070- ECAS: Psychology	0000038485	ION/Teach: The Institute on Neuroscience Summer Research Immersion for High School	GEORGIA STATE UNIVERSITY	0361975- Maney,Donna	33,462	30,983	2,479	Research	Continuation	University	8/26/2016	30-APR-16 - 30-APR-17
10000-Emory	832080- ECAS: Sociology	0000031351	Cyberspace, Marginalization, and Recruitment: The Effects of Jihadist	EUROPEAN COMMISSION	0364196- Cherribi,Oussama	1,877,925	1,755,070	122,855	Research	New	Private	8/29/2016	06-OCT-15 - 06-SEP-

Emory University Proposal Statistics

Fiscal Year : 2016
Period : 12

12/15/2016

Operating Unit	Department	Proposal Id	Proposal Name	Agency Name	Principal Investigator	Total (\$)	Direct (\$)	Indirect (\$)	Purpose Type	Proposal Type	Sponsor Type	Submit Date	Proposal Period
College			Social Media										17
10000-Emory College	832080- ECAS: Sociology	0000037671	Race, Black Elites and the Politics of Immigration	NATL SCIENCE FOUNDATION	0009439- Browne,Irene A.	138,414	97,108	41,306	Research	New	Federal	8/15/2016	01-FEB-17 - 31-JAN-20
10000-Emory College	832080- ECAS: Sociology	0000038241	Income inequality, Pre-k Attendance, and Student Outcomes	RUSSEL SAGE FOUNDATION	0401527- Kornrich,Sabino R	19,994	19,994	0	Research	New	Private	8/10/2016	01-DEC-16 - 30-NOV-17
10000-Emory College	832090- ECAS: Women's Studies	0000038293	Doctoral Dissertation Research:Going into Labor: Gender, Migration and Neoliberal	NATL SCIENCE FOUNDATION	0073383- Freeman,Carla	25,175	19,980	5,195	Research	New	Federal	8/15/2016	01-FEB-17 - 31-JAN-18
10000-Emory College	836150- ECAS: J W Johnson Institute	0000038366	Visiting Scholars Program of the James Weldon Johnson Institute	ANDREW W MELLON FOUNDATION	0370067- Gillespie,Andra N.	250,000	250,000	0	Other	Renewal	Private	8/12/2016	01-SEP-17 - 31-AUG-20
10000-Emory College	837070- ECAS: Ctr Study Human Health	0000038316	Novel compounds from botanical innovation yields Acinetobacter treatments	NIH NATL INSTITUTE OF HEALTH	0330636- Quave,Cassandra Leah	216,638	156,819	59,819	Research	New	Federal	8/26/2016	01-APR-17 - 31-MAR-19
12000-Law School	881420- School of Law	0000038225	Advancing Juvenile Justice Reform in Georgia	ANNIE E CASEY FOUNDATION	0360968- Carter,Melissa D	52,000	52,000	0	Other	Supplemental	Private	8/5/2016	01-NOV-14 - 31-AUG-16
20000-School of Medicine	723000- SOM: Biochem: Admin	0000032711	Mechanisms of translational control	OHIO STATE UNIVERSITY	0381019- Dunham,Christine Michelle	78,274	51,967	26,307	Research	New	University	8/10/2016	01-MAY-17 - 30-APR-22
20000-School of Medicine	723000- SOM: Biochem: Admin	0000038020	LncRNA Gas5 Regulation of Cell Fate	NIH NATL INSTITUTE OF HEALTH	2155581- Esposito,Regan	72,072	72,072	0	Training	New	Federal	8/8/2016	01-APR-17 - 31-MAR-20
20000-School of Medicine	723000- SOM: Biochem: Admin	0000038090	Muscle-specific basis of OPMD	NIH NATL INST OF ARTHRITIS MUSCULOSKELET	0131893- Corbett,Anita H	386,926	250,000	136,926	Research	New	Federal	8/16/2016	01-APR-17 - 31-MAR-22
20000-School of Medicine	723000- SOM: Biochem: Admin	0000038091	A Novel RNA Binding Protein Modulates Tau Pathology	NIH NATL INST OF GENERAL MEDICAL SCIENCE	0131893- Corbett,Anita H	191,926	125,000	66,926	Research	New	Federal	8/17/2016	01-APR-17 - 31-MAR-19
20000-School of Medicine	723000- SOM: Biochem: Admin	0000038143	Mitochondrial fusion controlled by a novel GTPase pathway	NIH NATL INSTITUTE OF HEALTH	2089572- Schiavon,Cara	72,072	72,072	0	Training	New	Federal	8/8/2016	01-APR-17 - 31-MAR-19
20000-School of Medicine	723000- SOM: Biochem: Admin	0000038185	Them1-Mediated Control of Energy Expenditure in Brown YR 3 Amendment 7	BRIGHAM AND WOMENS HOSPITAL	0377695- Ortlund,Eric A.	8,415	8,415	0	Training	Supplemental	Private	8/1/2016	01-JUL-15 - 30-JUN-16
20000-School of Medicine	724000- SOM: BME: Admin	0000038125	Improving the regenerative potential of cardiac progenitor cells by 3D aggregation	NIH NATL INSTITUTE OF HEALTH	1482700- Trac,Dung Quoc	48,576	48,576	0	Training	New	Federal	8/9/2016	01-APR-17 - 31-MAR-20
20000-School of Medicine	724000- SOM: BME: Admin	0000038150	Perfluorocarbon Nanodroplets for the Detection and Treatment of Nodal Metastases	NIH NATL INSTITUTE OF HEALTH	2227888- Yarmoska,Steven	48,576	48,576	0	Training	New	Federal	8/8/2016	01-APR-17 - 31-MAR-22
20000-School of Medicine	724000- SOM: BME: Admin	0000038548	NRI: Collaborative Research: Quadruple Human-Assistive Robotic Platform (Q-HARP)	UNIVERSITY OF ALABAMA	0360095- Ting,Lena H	90,087	57,748	32,339	Research	Continuation	University	8/31/2016	01-AUG-16 - 31-JUL-17
20000-School of Medicine	724200- SOM: BMI: Admin	0000038399	Symptom Sampling Through Mobile Networks for Tracking and Predicting Infectious Di	NIH NATL INSTITUTE OF HEALTH	0403409- Clifford,Gari D.	180,983	129,670	51,313	Research	New	Federal	8/31/2016	01-JUL-17 - 30-JUN-19
20000-School of Medicine	724500- SOM: Cell Biology: Admin	0000038086	Characterizing mRNA processing and axonal localization defects in SMA	NIH NATL INSTITUTE OF HEALTH	2059458- Price,Phillip	62,060	62,060	0	Training	New	Federal	8/15/2016	01-APR-17 - 30-SEP-19
20000-School of Medicine	724500- SOM: Cell Biology: Admin	0000038099	LIM and SH3 Domain Protein in Axon Development	NIH NATL INSTITUTE OF HEALTH	2156589- Pollitt,Stephanie	72,072	72,072	0	Training	New	Federal	8/8/2016	01-APR-17 - 31-MAR-20
20000-School of Medicine	724500- SOM: Cell Biology: Admin	0000038265	Mechanisms of FMRP mediated translational repression	NIH NATL INSTITUTE OF HEALTH	1698993- Valdez,Arielle	82,298	82,298	0	Training	New	Federal	8/12/2016	01-APR-17 - 31-MAR-20
20000-School of Medicine	725000- SOM: Hum Gen: Admin	0000037801	The role of Arl13b in transcription-independent Sonic hedgehog regulation of axon	NIH NATL INSTITUTE OF HEALTH	2156905- Suci,Sarah Katherine	72,072	72,072	0	Training	New	Federal	8/8/2016	01-SEP-17 - 31-AUG-20
20000-School of Medicine	725000- SOM: Hum Gen: Admin	0000037981	Targeting SCN8A in Temporal Lobe Epilepsy	NIH NATL INSTITUTE OF HEALTH	0782031- Wong,Jennifer C	59,970	59,970	0	Training	New	Federal	8/4/2016	01-JUL-17 - 30-JUN-18
20000-School of Medicine	725000- SOM: Hum Gen: Admin	0000038087	Discovery of novel epilepsy mutations and genetic modifiers of KCNQ2-epilepsy	NIH NATL INSTITUTE OF HEALTH	2090419- Butler,Kameryn McCarty	62,060	62,060	0	Training	New	Federal	8/8/2016	01-APR-17 - 30-SEP-19
20000-School of Medicine	725000- SOM: Hum Gen: Admin	0000038405	Epigenetic Modulation Mediated by RNA-Binding Proteins in Neurodegeneration	NATL ATAXIA FOUNDATION	0398642- Yao,Bing	35,000	35,000	0	Training	New	Private	8/31/2016	01-JAN-17 - 31-DEC-17
20000-School of Medicine	725000- SOM: Hum Gen: Admin	0000038422	South-East Enrollment Center (SEEC)	UNIVERSITY OF MIAMI	0365805- Zwick,Michael Edward	1,115,400	715,000	400,400	Research	New	University	8/31/2016	01-OCT-16 - 30-SEP-17
20000-School of Medicine	725005- SOM: Hum Gen: Medical Genetics	0000037912	AAKP Fabry family testing project	American Association of Kidney Patient	0361102- Laney,Dawn Alyssia	106,250	82,878	23,372	Research	New	Private	8/1/2016	06-JUL-16 - 06-JUL-26
20000-School of Medicine	725005- SOM: Hum Gen: Medical Genetics	0000038206	Medical Food Assistance Program	GEORGIA DEPT OF PUBLIC HEALTH	0004288- Singh,Rani H	1,175,174	1,068,340	106,834	Other	New	State	8/16/2016	01-JUL-16 - 30-JUN-17
20000-School of Medicine	725500- SOM: Micro/Immun: Admin	0000032099	Impact of Gonococcal Antibiotic-Resistance Mechanisms on In-host Fitness	HENRY M JACKSON FOUNDATION	0009385- Shafer,William M	119,195	92,976	26,219	Research	Continuation	Private	8/29/2016	01-AUG-15 - 31-JUL-16
20000-School of Medicine	725500- SOM: Micro/Immun: Admin	0000036550	Impact of Gonococcal Antibiotic-Resistance Mechanisms On In-Host Fitness	HENRY M JACKSON FOUNDATION	0009385- Shafer,William M	123,948	96,683	27,265	Research	Continuation	Private	8/26/2016	01-AUG-16 - 31-JUL-17
20000-School of Medicine	725500- SOM: Micro/Immun: Admin	0000036889	Toward a Universal Influenza Virus Vaccine - Project 2	MOUNT SINAI MEDICAL CENTER	0068187- Ahmed,Rafi	363,538	233,037	130,501	Research	Continuation	Private	8/22/2016	01-AUG-16 - 31-JUL-17

Emory University Proposal Statistics

Fiscal Year : 2016
Period : 12

12/15/2016

Operating Unit	Department	Proposal Id	Proposal Name	Agency Name	Principal Investigator	Total (\$)	Direct (\$)	Indirect (\$)	Purpose Type	Proposal Type	Sponsor Type	Submit Date	Proposal Period
Medicine													
20000-School of Medicine	725500- SOM: Micro/Immun: Admin	0000037777	Advanced Development of Multivalent Vaccine Candidates for Filovirus and Lassa	NOVAVAX	0010226- Compans,Richard W	725,171	464,853	260,318	Research	New	Corporate	8/31/2016	01-JUL-17 - 30-JUN-22
20000-School of Medicine	725500- SOM: Micro/Immun: Admin	0000038211	Intercellular Signaling and Phase Variation in Acinetobacter baumannii Biofilms	NIH NATL INSTITUTE OF HEALTH	0407815- Tipton,Kyle	56,326	56,326	0	Training	New	Federal	8/8/2016	01-APR-17 - 31-MAR-20
20000-School of Medicine	725500- SOM: Micro/Immun: Admin	0000038212	Identifying mechanisms of lung tissue-resident memory CD8 T cell decay	NIH NATL INSTITUTE OF HEALTH	2173338- Hayward,Sarah Louise	72,072	72,072	0	Training	New	Federal	8/8/2016	01-APR-17 - 31-MAR-20
20000-School of Medicine	725500- SOM: Micro/Immun: Admin	0000038213	The role of LSD1 in the epigenetic regulation of B cell terminal differentiation	NIH NATL INSTITUTE OF HEALTH	2155772- Haines,Robert	72,072	72,072	0	Training	New	Federal	8/9/2016	01-APR-17 - 31-MAR-21
20000-School of Medicine	725500- SOM: Micro/Immun: Admin	0000038336	FY17 CDC IPA Agreement - William Shafer	CENTERS FOR DISEASE CONTROL	0009385- Shafer,William M	9,143	9,143	0	Research	New	Federal	8/16/2016	15-SEP-16 - 14-SEP-17
20000-School of Medicine	725500- SOM: Micro/Immun: Admin	0000038368	FY17 CDC IPA Agreement - Corinne Rouquette-Loughlin	CENTERS FOR DISEASE CONTROL	0099934- Loughlin,Corinne	29,687	29,687	0	Research	New	Federal	8/15/2016	15-SEP-16 - 14-SEP-17
20000-School of Medicine	725500- SOM: Micro/Immun: Admin	0000038369	FY17 CDC IPA Agreement - Jennifer Reimche	CENTERS FOR DISEASE CONTROL	0922629- Reimche,Jennifer L	32,077	32,077	0	Research	New	Federal	8/15/2016	15-SEP-16 - 14-SEP-17
20000-School of Medicine	725500- SOM: Micro/Immun: Admin	0000038437	Innate activation and death signals in health and disease	NIH NATL INSTITUTE OF HEALTH	0372562- Mocarski Jr,Edward Stanley	217,200	139,231	77,969	Research	Supplemental	Federal	8/23/2016	01-SEP-16 - 31-AUG-17
20000-School of Medicine	725500- SOM: Micro/Immun: Admin	0000038483	Novel Vaccine to Enhance Breadth of Influenza Immunity by Skin Vaccination	GEORGIA STATE UNIVERSITY	0010226- Compans,Richard W	40,000	25,641	14,359	Research	Continuation	University	8/26/2016	01-AUG-16 - 31-JUL-17
20000-School of Medicine	725500- SOM: Micro/Immun: Admin	0000038500	Structure-based Design of Zika Virus Entry Inhibitors	NIH NATL INSTITUTE OF HEALTH	0010226- Compans,Richard W	225,933	161,345	64,588	Research	New	Federal	8/26/2016	01-SEP-16 - 31-AUG-18
20000-School of Medicine	726000- SOM: Pharmacology: Admin	0000034731	Emory Chemical Biology Discovery Center - Task Order 25 Bridge Funding	LEIDOS BIOMEDICAL RESEARCH	0034014- Fu,Haian	25,001	16,026	8,975	Research	Supplemental	Corporate	8/29/2016	01-NOV-15 - 30-NOV-15
20000-School of Medicine	726000- SOM: Pharmacology: Admin	0000038184	Inflammatory control of blood-brain barrier integrity and epileptogenesis	NIH NATL INST OF NEUROLOGICAL DISORDERS	0011448- Dingleline,Raymond	70,328	68,796	1,532	Research	Supplemental	Federal	8/1/2016	15-AUG-16 - 30-APR-17
20000-School of Medicine	726000- SOM: Pharmacology: Admin	0000038314	AKT3 Inhibitors Drug Screening Collaboration	Augusta University Researc Institute Inc	0364600- Du,Yuhong	50,000	32,051	17,949	Research	New	Private	8/15/2016	01-SEP-16 - 31-AUG-17
20000-School of Medicine	726500- SOM: Physiology: Admin	0000037363	Amendment #1 Therapeutic effects of XPro1595 on motor and non-motor outcomes	FPRT Bio, Inc.	0385447- Tansey,MariadeLoures Gamez	36,858	33,507	3,351	Research	Supplemental	Corporate	8/24/2016	15-APR-16 - 15-SEP-16
20000-School of Medicine	730000- SOM: Anesthesiology: Admin	0000037949	Exercise as a Mediator of Anesthetic Recovery in Advanced Age	NIH NATL INSTITUTE OF HEALTH	2156826- Sinon,Christopher	72,072	72,072	0	Training	New	Federal	8/8/2016	01-APR-17 - 31-MAR-20
20000-School of Medicine	730500- SOM: Dermatology: Admin	0000035579	Regeneron 1225 OE Dupilumab	REGENERON PHARMACEUTICALS	0373065- Rice,Zakiya P	45,799	35,230	10,569	Other	New	Corporate	8/2/2016	11-JAN-16 - 10-JAN-21
20000-School of Medicine	730500- SOM: Dermatology: Admin	0000037870	Manipulation of the skin microbiome by quorum quenching natural products	NIH NATL INST OF ALLERGY AND INFECTIOUS	0330636- Quave,Cassandra Leah	731,300	470,574	260,726	Research	New	Federal	8/16/2016	01-APR-17 - 31-MAR-22
20000-School of Medicine	730500- SOM: Dermatology: Admin	0000038194	Evaluating the potential of an American Chestnut hybrid for combatting staphylococ	The American Chestnut Foundation	0330636- Quave,Cassandra Leah	9,367	9,367	0	Research	New	Private	8/15/2016	01-DEC-16 - 30-NOV-17
20000-School of Medicine	730500- SOM: Dermatology: Admin	0000038441	GRA Phase Ic: Anti?infectives for Companion Animals	GEORGIA RESEARCH ALLIANCE	0330636- Quave,Cassandra Leah	25,000	25,000	0	Research	New	Private	8/31/2016	01-NOV-16 - 31-OCT-17
20000-School of Medicine	731000- SOM: Emerg Med: Admin	0000038030	Steck: Toxicology IPA	CENTERS FOR DISEASE CONTROL	0576222- Steck,Alaina	112,501	112,501	0	Research	New	Federal	8/16/2016	01-JUN-16 - 31-MAY-17
20000-School of Medicine	731000- SOM: Emerg Med: Admin	0000038043	Crash Injury Research and Engineering Network: Engineering Center	NATL HIGHWAY TRAFFIC SAFETY ADMIN	0414734- Rupp,Jonathan D	407,068	319,647	87,421	Research	New	Federal	8/31/2016	01-NOV-16 - 31-OCT-21
20000-School of Medicine	731000- SOM: Emerg Med: Admin	0000038200	Crash Injury Research and Engineering Network: Medical Center	NATL HIGHWAY TRAFFIC SAFETY ADMIN	0132442- Wright,David W.	609,661	478,524	131,137	Research	New	Federal	8/31/2016	01-NOV-16 - 31-OCT-21
20000-School of Medicine	731000- SOM: Emerg Med: Admin	0000038235	Lower Leg Biofidelity and Injury Risk Assessment Research Domain 1	UNIVERSITY OF MICHIGAN	0414734- Rupp,Jonathan D	14,184	9,092	5,092	Research	New	University	8/16/2016	01-JUL-16 - 28-FEB-17
20000-School of Medicine	731000- SOM: Emerg Med: Admin	0000038290	Brain Glue for the Acute Treatment of Severe-TBI	UNIVERSITY OF GEORGIA	0132442- Wright,David W.	57,965	37,157	20,808	Research	New	University	8/15/2016	01-FEB-17 - 31-JAN-20
20000-School of Medicine	731000- SOM: Emerg Med: Admin	0000038356	Crash Injury Research and Engineering Network: Combined Services	NATL HIGHWAY TRAFFIC SAFETY ADMIN	0414734- Rupp,Jonathan D	826,972	650,155	176,817	Research	New	Federal	8/29/2016	01-NOV-16 - 31-OCT-21
20000-School of Medicine	731000- SOM: Emerg Med: Admin	0000038498	mHealth Intervention to Prevent Household Poisonings in Lebanon	AMER COLLEGE OF MEDICAL TOXICOLOGY	0350619- Kazzi,Ziad N	54,013	34,624	19,389	Research	New	Private	8/29/2016	01-JUL-17 - 30-JUN-19
20000-School of Medicine	732010- SOM: GYN OB: Family Planning	0000036674	Developing Patient Reported Outcome Performance Measures for Contraceptive Service	AMER INSTITUTES FOR RESEARCH	0099877- Cwiak,Carrie Ann	17,889	11,467	6,422	Other	New	Private	8/31/2016	01-JUL-16 - 30-JUN-19
20000-School of Medicine	732010- SOM: GYN OB: Family Planning	0000038179	Fellowship in Family Planning 2016-2017	ANONYMOUS	0099877- Cwiak,Carrie Ann	310,819	310,819	0	Training	Renewal	Private	8/4/2016	01-JUL-16 - 30-JUN-17
20000-School of Medicine	732010- SOM: GYN OB: Family Planning	0000038382	CDC-IPA Global Maternal Health - 13IPA1312095	CENTERS FOR DISEASE CONTROL	0377216- Lathrop,Eva	66,822	66,822	0	Research	Continuation	Federal	8/24/2016	15-SEP-16 - 31-DEC-

Emory University Proposal Statistics

Fiscal Year : 2016
Period : 12

12/15/2016

Operating Unit	Department	Proposal Id	Proposal Name	Agency Name	Principal Investigator	Total (\$)	Direct (\$)	Indirect (\$)	Purpose Type	Proposal Type	Sponsor Type	Submit Date	Proposal Period
Medicine													16
20000-School of Medicine	732010- SOM: GYN OB: Family Planning	0000038383	IPA for Dr. Erin Berry-Bibee	CENTERS FOR DISEASE CONTROL	0381774- Berry-Bibee,Erin Nicole	17,770	17,770	0	Research	New	Federal	8/26/2016	30-SEP-16 - 31-DEC-16
20000-School of Medicine	732055- SOM: GYN OB: Research	0000038131	Over expression of sFlt1 is driving preeclampsia. But what is driving sFlt1?	NIH NATL INSTITUTE OF HEALTH	0406804- Rajakumar,Augustine	375,125	250,000	125,125	Research	New	Federal	8/10/2016	01-APR-17 - 31-MAR-22
20000-School of Medicine	732060- SOM: GYN OB: Specialty	0000037249	ANCHOR: Anal Cancer/HSIL Outcomes Research Study	UNIVERSITY OF CALIFORNIA LOS ANGELES	0334380- Flowers,Lisa	259,434	203,000	56,434	Other	Continuation	University	8/31/2016	01-SEP-16 - 31-AUG-17
20000-School of Medicine	732500- SOM: HMO: Med Onc	0000036179	HCRN G114-198:Phase II Study of FOLFIRINOX + Ramucirumab	HOOSIER CANCER RESEARCH NETWORK INC	0391720- Shaib,Walid Labib	172,988	133,068	39,920	Other	New	Private	8/5/2016	01-APR-16 - 31-MAR-21
20000-School of Medicine	732500- SOM: HMO: Med Onc	0000036965	MS200095-022:Phase II Single-arm Trial to Investigate Tepotinib in Stage IIIB/IV A	EMD SERONO	1217778- Steuer,Conor Ernst	94,710	72,854	21,856	Other	New	Corporate	8/17/2016	01-JUN-16 - 31-MAY-19
20000-School of Medicine	732500- SOM: HMO: Med Onc	0000037336	SNDX-275-0601:Phase 1b/2, Study of Entinostat in Patients w/Non-small Cell Lung C	SYNDAX PHARMACEUTICALS	0378246- Ramalingam,Suresh Sakkarai	0	0	0	Other	Supplemental	Corporate	8/12/2016	15-JUL-15 - 15-JUL-21
20000-School of Medicine	732500- SOM: HMO: Med Onc	0000037339	I5F-MC-JSCC:Phase 1/1b Trial Investigating the CSF-1R Inhibitor LY3022855	ELI LILLY AND COMPANY	0045301- Kudchadkar,Ragini	483,500	371,923	111,577	Other	New	Corporate	8/25/2016	01-JUL-16 - 30-JUN-20
20000-School of Medicine	732500- SOM: HMO: Med Onc	0000037836	Investigating the Biological Consequences of Clinically Relevant LKB1 Mutations in	NIH NATL INSTITUTE OF HEALTH	1171694- Commander,Rachel	62,060	62,060	0	Training	New	Federal	8/18/2016	01-JUL-17 - 30-JUN-19
20000-School of Medicine	732500- SOM: HMO: Med Onc	0000037973	CA209-358:Phase 1/2 Study of Nivolumab and Nivolumab plus Ipilimumab	BRISTOL MYERS SQUIBB	0045301- Kudchadkar,Ragini	246,268	189,437	56,831	Other	Supplemental	Corporate	8/17/2016	10-SEP-15 - 10-SEP-21
20000-School of Medicine	732500- SOM: HMO: Med Onc	0000037997	VX12-970:Open-Label, First-in-Human Study of VX-970 in Combination With Cytotoxic	VERTEX PHARMACEUTICALS	0378246- Ramalingam,Suresh Sakkarai	0	0	0	Other	Supplemental	Corporate	8/12/2016	17-MAR-16 - 17-MAR-22
20000-School of Medicine	732500- SOM: HMO: Med Onc	0000038110	Dendritic Cell Targeted Vaccine To Augment Response To Nivolumab in Head and Neck	MASSACHUSETTS GENERAL HOSPITAL	0364769- Shin,Dong Moon	238,560	190,848	47,712	Research	New	Private	8/13/2016	01-JAN-17 - 31-DEC-20
20000-School of Medicine	732500- SOM: HMO: Med Onc	0000038142	A8081054:Phase 1b Study of Crizotinib with Pembrolizumab(MK-3475)	INVENTIV HEALTH CLINICAL, LLC	0366332- Pakkala,Suchita	600	462	138	Other	Supplemental	Corporate	8/17/2016	08-SEP-15 - 08-SEP-21
20000-School of Medicine	732500- SOM: HMO: Med Onc	0000038304	CA209-040: Phase 1 Study of PD-1 Antibody(BMS 936558)	BRISTOL MYERS SQUIBB	0386011- El-Rayes,Bassel	94,244	72,495	21,749	Other	Supplemental	Corporate	8/17/2016	07-JUN-15 - 07-JUN-21
20000-School of Medicine	732500- SOM: HMO: Med Onc	0000038313	D4193C00002:Phase III Study of MEDI4736 Monotherapy and MEDI4736	PHARMACEUTICAL RESEARCH ASSOCIATES	0363971- Saba,Nabil Fawzi	0	0	0	Other	Supplemental	Corporate	8/18/2016	11-MAR-16 - 11-MAR-22
20000-School of Medicine	732500- SOM: HMO: Med Onc	0000038459	CITN-09: MCC - MK-3475: A Phase II Study of MK-3475 in Patients with advanced Merk	FRED HUTCHINSON CANCER RESEARCH CENTER	0045301- Kudchadkar,Ragini	136,000	97,842	38,158	Other	Continuation	Private	8/31/2016	01-SEP-15 - 31-AUG-17
20000-School of Medicine	732510- SOM: HMO: Hematology	0000036038	KTE-C19-102:Phase 2 Study Eval KTEC19 in Subj. w/ MCL	Kite Pharma Incorporated	0002676- Heffner Jr.,Leonard T	484,110	372,392	111,718	Other	New	Corporate	8/18/2016	07-MAR-16 - 06-MAR-33
20000-School of Medicine	732510- SOM: HMO: Hematology	0000037573	BAY59-7939/39039039STM4001/1862 : Phase 3bRivaroxaban Prophylaxis Compared with Pl	JANSSSEN RESEARCH & DEVELOPMENT LLC	0397879- Gaddh,Manila	101,430	78,023	23,407	Other	New	Corporate	8/25/2016	01-SEP-16 - 28-FEB-21
20000-School of Medicine	732520- SOM: HMO: BMT	0000036073	MEDI4736-MM-002: Phase 1/2 Study to determine MED14736	CELGENE	0131541- Lonial,Sagar	411,110	316,238	94,872	Other	New	Corporate	8/2/2016	22-FEB-16 - 10-FEB-23
20000-School of Medicine	732520- SOM: HMO: BMT	0000036113	MPD-RC 114	MOUNT SINAI SCHOOL OF MEDICINE	0148634- Langston,Amelia A.	14,100	10,152	3,948	Other	Supplemental	University	8/26/2016	01-JUL-15 - 30-JUN-16
20000-School of Medicine	732520- SOM: HMO: BMT	0000037332	ACE-MM-200:Phase 1a/1b Study to Determine Oral ACY-241	Acetylon Pharmaceuticals	0381001- Nooka,Ajay Kumar	78,735	60,565	18,170	Other	Supplemental	Corporate	8/10/2016	17-AUG-15 - 17-AUG-21
20000-School of Medicine	732520- SOM: HMO: BMT	0000037539	Delete Blood Cancer (DBC) Donor Coordinator Grant Agreement (YR 2-6 Months)	DELETE BLOOD CANCER (DBC)	0035311- Waller,Edmund K.	9,141	8,310	831	Other	New	Private	8/11/2016	01-APR-16 - 30-SEP-16
20000-School of Medicine	732520- SOM: HMO: BMT	0000037837	The Regulatory Role of the Prodomain of Procaspase-3 in Caspase-3 Activity	NIH NATL INSTITUTE OF HEALTH	2003993- Ponder,Katelyn G	34,484	34,484	0	Training	New	Federal	8/6/2016	01-JUL-17 - 30-JUN-19
20000-School of Medicine	732520- SOM: HMO: BMT	0000037838	IMDZ-G142:Phase 1/2 Study Of Intratumoral G100 With Or Without Pembrolizumab	IMMUNE DESIGN CORP.	0364533- Flowers,Christopher Robert	9,108	7,006	2,102	Other	Supplemental	Corporate	8/12/2016	15-MAR-16 - 15-MAR-21
20000-School of Medicine	732520- SOM: HMO: BMT	0000038003	Mapping transformation of asymptomatic monoclonal gammopathy to lethal multiple my	University of Southampton	0131541- Lonial,Sagar	410,229	372,935	37,294	Research	New	Foreign	8/26/2016	01-JAN-17 - 31-DEC-21
20000-School of Medicine	732520- SOM: HMO: BMT	0000038103	CC-220-MM-001: A Phase 1b/2a Multicenter, Open-label, Dose-escalation Study to Det	CELGENE	0131541- Lonial,Sagar	373,653	287,425	86,228	Other	New	Corporate	8/25/2016	01-SEP-16 - 31-AUG-22
20000-School of Medicine	732520- SOM: HMO: BMT	0000038134	CLC-102:Phase1Study of Orally Administered CB-5083 in Patients-Relapsed/Refractory	CLEAVE BIOSCIENCES, INC.	0381001- Nooka,Ajay Kumar	9,217	7,090	2,127	Other	Supplemental	Corporate	8/10/2016	02-JUL-14 - 01-JUL-18
20000-School of Medicine	732520- SOM: HMO: BMT	0000038373	The Lymphoma Epidemiology of Outcomes (LEO) Cohort Study_YR 2	MAYO CLINIC ROCHESTER	0364533- Flowers,Christopher Robert	309,869	198,634	111,235	Research	Continuation	Private	8/31/2016	01-JUN-16 - 31-MAY-17
20000-School of Medicine	732520- SOM: HMO: BMT	0000038529	GO29365:Study of Polatuzumab Vedotin (DCDS4501A) in Combination With Rituximab	GENENTECH	0364533- Flowers,Christopher Robert	7,264	5,588	1,676	Other	Supplemental	Corporate	8/31/2016	10-MAR-15 - 10-MAR-21
20000-School of Medicine: Cardiology	733005- SOM:	0000026965	*Completed* Ischemia-CKD Ancillary Study	NEW YORK UNIVERSITY	0357169- Quyyumi,Arshed Ali	145,700	104,820	40,880	Other	Supplemental	University	8/31/2016	07-MAR-14 - 06-MAR-

Emory University Proposal Statistics

Fiscal Year : 2016
Period : 12

12/15/2016

Operating Unit	Department	Proposal Id	Proposal Name	Agency Name	Principal Investigator	Total (\$)	Direct (\$)	Indirect (\$)	Purpose Type	Proposal Type	Sponsor Type	Submit Date	Proposal Period
Medicine													19
20000-School of Medicine	733005- SOM: Medicine: Cardiology	0000033689	ALN-TTRSC-004 ENDEAVOR	ALNYLAM PHARMACEUTICALS	0386031- Ogunniyi,Modele Oreoluwa	0	0	0	Other	Supplemental	Corporate	8/19/2016	01-JUL-15 - 30-JUN-18
20000-School of Medicine	733005- SOM: Medicine: Cardiology	0000034102	STEM-104-M-CHF	CardioCell	0355864- Cole,Robert	550,202	423,232	126,970	Other	Continuation	Corporate	8/5/2016	14-SEP-15 - 13-SEP-17
20000-School of Medicine	733005- SOM: Medicine: Cardiology	0000035720	dal-GenE DAL-301	MEDPACE	0357169- Quyyumi,Arshed Ali	0	0	0	Other	New	Corporate	8/10/2016	01-APR-16 - 31-MAR-21
20000-School of Medicine	733005- SOM: Medicine: Cardiology	0000037094	INDIE-HFpEF	DUKE UNIVERSITY	0355864- Cole,Robert	0	0	0	Other	New	University	8/19/2016	31-MAY-16 - 30-MAY-18
20000-School of Medicine	733005- SOM: Medicine: Cardiology	0000037303	Vein of Marshall Ethanol Infusion for Persistent Atrial Fibrillation	HOUSTON METHODIST RESEARCH INSTITUTE	0067900- De Lurgio,David B	28,180	20,273	7,907	Other	New	Private	8/16/2016	20-APR-16 - 31-JUL-16
20000-School of Medicine	733005- SOM: Medicine: Cardiology	0000037943	Impact of a Technology-based eIntervention on Cardiovascular Health among Blacks	MOREHOUSE SCHOOL OF MEDICINE	0357169- Quyyumi,Arshed Ali	179,414	163,103	16,311	Research	Continuation	University	8/29/2016	01-JUL-16 - 30-JUN-17
20000-School of Medicine	733005- SOM: Medicine: Cardiology	0000038093	Insurance Coverage and Racial Disparities in Stage D Heart Failure	NIH NATL CENTER ON MINORITY HEALTH AND H	0371936- Kalogeropoulos,Andreas	234,000	150,000	84,000	Research	New	Federal	8/11/2016	01-APR-17 - 31-MAR-19
20000-School of Medicine	733005- SOM: Medicine: Cardiology	0000038238	Spheroid aggregation of CPCs for heart failure	NIH NATL INSTITUTE OF HEALTH	0140577- Davis,Michael E.	390,000	250,000	140,000	Research	New	Federal	8/26/2016	01-APR-17 - 31-MAR-22
20000-School of Medicine	733005- SOM: Medicine: Cardiology	0000038273	Molecular Mechanisms Underlying Oseteopontin Isoform-Induced Neovascularization	NIH NATL HEART LUNG AND BLOOD INSTITUTE	0412218- Lee,Sang Hee	57,066	57,066	0	Training	New	Federal	8/17/2016	01-APR-17 - 31-MAR-20
20000-School of Medicine	733005- SOM: Medicine: Cardiology	0000038301	S-ICD PAS Amendment #3	BOSTON SCIENTIFIC	0002600- Leon,Angel Rodrigo	0	0	0	Other	Supplemental	Corporate	8/31/2016	29-AUG-16 - 12-MAR-17
20000-School of Medicine	733005- SOM: Medicine: Cardiology	0000038410	AREF Salary Reimbursement MOU for Jeanne Dow	ATLANTA RESEARCH AND EDUCATION FDTN	0360017- Dow,Jeanne	33,936	30,851	3,085	Research	Continuation	Private	8/23/2016	01-JUN-16 - 31-MAY-17
20000-School of Medicine	733010- SOM: Medicine: Digestive Dis	0000035389	Synergy IBS-C Study- SP304203-05_ICON 2433-0003	ICON CLINICAL RESEARCH	0378332- Christie,Jennifer A.	197,964	152,280	45,684	Other	New	Corporate	8/10/2016	12-JAN-16 - 11-JAN-20
20000-School of Medicine	733010- SOM: Medicine: Digestive Dis	0000037998	Amendment 3 - DIGEST Study, Protocol 0099, July 30, 1016 Award 31164	Theravance, Inc	0378332- Christie,Jennifer A.	138	106	32	Other	Supplemental	Corporate	8/19/2016	08-JUL-16 - 26-MAY-19
20000-School of Medicine	733015- SOM: Medicine: Endocrinology	0000038436	BIPI Protocol # 1245.29. AMEND V4.1. Stipend Increase	Boehringer Ingelheim Pharmaceuticals Inc	0011577- Umpierrez,Guillermo E	0	0	0	Other	Supplemental	Corporate	8/25/2016	29-FEB-16 - 31-OCT-18
20000-School of Medicine	733015- SOM: Medicine: Endocrinology	0000038444	Vikulina - IPA	US DEPT OF VETERANS AFFAIRS	0339353- Vikulina,Tatyana	27,819	27,819	0	Research	Continuation	Federal	8/30/2016	01-SEP-16 - 31-AUG-17
20000-School of Medicine	733025- SOM: Medicine: Infectious Dis	0000034812	2015 Surveillance for Emerging Infectious Diseases	ATLANTA RESEARCH AND EDUCATION FDTN	0008791- Farley,Monica M	170,022	155,598	14,424	Other	Continuation	Private	8/29/2016	01-OCT-15 - 31-DEC-15
20000-School of Medicine	733025- SOM: Medicine: Infectious Dis	0000036728	HPTN 083 Protocol Funding ? Development Costs	FHI DEVELOPMENT 360 LLC	0067886- Edupuganti,Srilatha	139,000	100,000	39,000	Other	New	Corporate	8/31/2016	01-MAY-16 - 30-NOV-16
20000-School of Medicine	733025- SOM: Medicine: Infectious Dis	0000036947	RTOP 16-0033.B1C1.0046 Zika Task Area B-C	NIH NATL INST OF ALLERGY AND INFECTIOUS	0372788- Mulligan,Mark Joseph	1,412,553	1,174,763	237,790	Other	New	Federal	8/31/2016	01-JUN-16 - 31-MAY-19
20000-School of Medicine	733025- SOM: Medicine: Infectious Dis	0000037217	ECOSPOR II: Protocol SERES-005	SERES HEALTH	0372788- Mulligan,Mark Joseph	95,510	73,469	22,041	Other	Supplemental	Corporate	8/10/2016	06-MAY-16 - 15-JUN-21
20000-School of Medicine	733025- SOM: Medicine: Infectious Dis	0000037466	HIV/HCV Switch Registry	DUKE UNIVERSITY	0012800- Workowski,Kimberly A	34,245	21,952	12,293	Other	New	University	8/17/2016	18-JUL-16 - 17-JUL-22
20000-School of Medicine	733025- SOM: Medicine: Infectious Dis	0000037828	Serious Communicable Disease Unit	CENTERS FOR DISEASE CONTROL	0351429- Ribner,Bruce S	1,329,244	1,040,097	289,147	Other	Continuation	Federal	8/18/2016	01-SEP-16 - 31-AUG-17
20000-School of Medicine	733025- SOM: Medicine: Infectious Dis	0000037885	Data to Care Challenges (D2C) RSS IDIQ RFTOP	RESEARCH SUPPORT SERVICES INC	0113085- Frew,Paula M.	101,816	65,267	36,549	Research	New	Corporate	8/29/2016	01-OCT-16 - 30-SEP-18
20000-School of Medicine	733025- SOM: Medicine: Infectious Dis	0000037887	Understanding Decisions About Pre-Exposure Prophylaxis (PrEP) RSS IDIQ RFTOP	RESEARCH SUPPORT SERVICES INC	0113085- Frew,Paula M.	157,688	101,082	56,606	Research	New	Corporate	8/29/2016	01-OCT-16 - 30-SEP-18
20000-School of Medicine	733025- SOM: Medicine: Infectious Dis	0000037923	HVTN 703 / HPTN 081	FAMILY HEALTH INTERNATIONAL	0102076- Del Rio,Carlos	805,238	667,775	137,463	Other	Supplemental	Private	8/29/2016	01-AUG-15 - 30-NOV-16
20000-School of Medicine	733025- SOM: Medicine: Infectious Dis	0000038063	Ryan White - Rapid Entry Clinic	FULTON COUNTY	0007473- Eaton,Molly Ellen	208,008	189,098	18,910	Research	Supplemental	State	8/29/2016	01-AUG-16 - 28-FEB-17
20000-School of Medicine	733025- SOM: Medicine: Infectious Dis	0000038205	The Rectal Mucosa and STI: Implications for HIV Transmission and Prevention	NIH NATL INST OF CHILD HEALTH AND HUMAN	0351196- Kelley,Colleen Frances	382,975	298,732	84,243	Research	New	Federal	8/26/2016	01-APR-17 - 31-MAR-21
20000-School of Medicine	733025- SOM: Medicine: Infectious Dis	0000038412	VTEU 15-0045 cUTI Task Areas B-C	NIH NATL INST OF ALLERGY AND INFECTIOUS	0372788- Mulligan,Mark Joseph	3,799,882	2,952,062	847,820	Other	New	Federal	8/31/2016	16-APR-17 - 31-DEC-19
20000-School of Medicine	733030- SOM: Medicine: Nephrology	0000010523	Systolic Blood Pressure Intervention Trial	WAKE FOREST UNIVERSITY	0144568- Chapman,Arlene B	40,000	29,347	10,653	Other	New	University	8/31/2016	01-JUL-10 - 30-SEP-10
20000-	733030- SOM:	0000038092	OXGR1 in Renal Intercalated Cells,	UNIVERSITY OF	0361546- Wall,Susan M	259,999	166,666	93,333	Research	New	University	8/11/2016	01-APR-17

Emory University Proposal Statistics

Fiscal Year : 2016
Period : 12

12/15/2016

Operating Unit	Department	Proposal Id	Proposal Name	Agency Name	Principal Investigator	Total (\$)	Direct (\$)	Indirect (\$)	Purpose Type	Proposal Type	Sponsor Type	Submit Date	Proposal Period
School of Medicine	Medicine: Nephrology		Salt Transport and Diuretic Efficacy	MARYLAND									- 31-MAR-22
20000-School of Medicine	733035- SOM: Medicine: Pulmonary	0000036102	VX15-770-124	VERTEX PHARMACEUTICALS	0391244- Walker,Seth	47,287	35,027	12,260	Other	New	Corporate	8/19/2016	20-MAY-16 - 19-MAY-20
20000-School of Medicine	733035- SOM: Medicine: Pulmonary	0000036554	RIN-PH-201	UNITED THERAPEUTICS	0370498- Fisher,Micah Robert	112,093	86,225	25,868	Other	New	Corporate	8/11/2016	11-APR-16 - 10-APR-20
20000-School of Medicine	733035- SOM: Medicine: Pulmonary	0000036558	RIN-PH-202	UNITED THERAPEUTICS	0370498- Fisher,Micah Robert	186,442	143,417	43,025	Other	New	Corporate	8/11/2016	11-APR-16 - 10-APR-21
20000-School of Medicine	733035- SOM: Medicine: Pulmonary	0000036697	TONES-004: Clinical Trial Protocol: 14-004 - AMEND 1	JAZZ PHARMACEUTICALS	0388827- Collop,Nancy A	129,666	99,743	29,923	Other	Supplemental	Corporate	8/10/2016	10-JUN-16 - 17-AUG-19
20000-School of Medicine	733035- SOM: Medicine: Pulmonary	0000038469	Impact of CF on akt signaling in airway epithelium	CYSTIC FIBROSIS FOUNDATION	0369740- Koval,Michael Hobson	108,000	100,000	8,000	Research	New	Private	8/29/2016	01-APR-17 - 31-MAR-19
20000-School of Medicine	733040- SOM: Medicine: Rheumatology	0000037702	PROTOCOL NUMBER: WA29748 Amendment	GENENTECH	0131536- Lim,Sung Sam	86,118	66,245	19,873	Other	Continuation	Corporate	8/19/2016	06-JUL-16 - 05-JUL-20
20000-School of Medicine	733040- SOM: Medicine: Rheumatology	0000038250	A Phase II Controlled Trial of Allogenic Mesenchymal Stem Cells for the Treatment	MEDICAL UNIVERSITY OF SOUTH CAROLINA	0131536- Lim,Sung Sam	112,590	81,000	31,590	Other	New	University	8/8/2016	01-JUL-17 - 30-JUN-22
20000-School of Medicine	733045- SOM: Medicine: General Med	0000037271	Merck UMS	NORTHWESTERN UNIVERSITY	0005125- Parker,Ruth Murphey	10,000	7,194	2,806	Other	Continuation	University	8/17/2016	01-MAR-16 - 31-AUG-16
20000-School of Medicine	733045- SOM: Medicine: General Med	0000038400	Implementing a Longitudinal Service Learning Curriculum: Promoting Health of Indiv	ARNOLD P GOLD FOUNDATION	0883887- Henry,Tracey	5,900	5,900	0	Research	New	Private	8/15/2016	01-JAN-17 - 31-MAY-17
20000-School of Medicine	733060- SOM: Medicine: Immunology	0000038275	A Phase II Controlled Trial of Allogenic Mesenchymal Stem Cells for the Treatment	MEDICAL UNIVERSITY OF SOUTH CAROLINA	0396298- Sanz,Ignacio	149,825	107,788	42,037	Other	New	University	8/9/2016	01-JUL-17 - 30-JUN-22
20000-School of Medicine	733060- SOM: Medicine: Immunology	0000038513	Inhibition of ZAP-70 To Selectively Attenuate Autoimmune Disease-Induc	NIH NATL INST OF ARTHRITIS MUSCULOSKELET	0413486- Au-Yeung,Byron	121,960	112,926	9,034	Research	Continuation	Federal	8/26/2016	01-SEP-16 - 31-AUG-17
20000-School of Medicine	733505- SOM: Neurology: Admin	0000036665	221AD302: A Phase 3 Multicenter, Randomized, Double-Blind, Placebo-Controlled, Par	BIOGEN	0007364- Levey,Allan I	907,707	698,236	209,471	Other	New	Corporate	8/18/2016	01-JUN-16 - 31-MAY-21
20000-School of Medicine	733505- SOM: Neurology: Admin	0000038296	Discovery of Novel Proteomic Targets in Alzheimer's Disease	NIH NATL INSTITUTE OF HEALTH	0007364- Levey,Allan I	160,872	160,872	0	Research	Supplemental	Federal	8/13/2016	01-MAY-16 - 30-APR-19
20000-School of Medicine	733505- SOM: Neurology: Admin	0000038347	The Emory Alzheimer's Disease Research Center	NIH NATL INSTITUTE OF HEALTH	0007364- Levey,Allan I	174,734	142,609	32,125	Research	Supplemental	Federal	8/17/2016	16-AUG-16 - 30-APR-20
20000-School of Medicine	733510- SOM: Neurology: Epilepsy	0000037774	The Mammillary Region in Arousal and Epilepsy - Investigation and Intervention	AMER ACADEMY OF NEUROLOGY	0413464- Pedersen,Nigel	57,072	57,072	0	Training	New	Private	8/10/2016	01-MAY-16 - 30-JUN-17
20000-School of Medicine	733515- SOM: Neurology: Sleep	0000038401	Assessment of Sleep Disordered Breathing	AMER SLEEP MEDICINE FOUNDATION	0381847- Hoque,Romy	20,000	18,519	1,481	Research	New	Private	8/25/2016	01-JAN-17 - 31-DEC-17
20000-School of Medicine	733520- SOM: Neurology: Movement Disor	0000034417	16306A RESTORE: A clinical study of patients with symptomatic neuRogenic orthostat	LUNDBECK RESEARCH USA	0021673- Evatt,Marian L	104,885	80,681	24,204	Other	New	Corporate	8/5/2016	01-NOV-15 - 31-OCT-20
20000-School of Medicine	733520- SOM: Neurology: Movement Disor	0000038049	COLLABORATIVE CLINICAL RESEARCH NETWORK IN FRIEDREICH ATAXIA	FRIEDREICH ATAXIA RESEARCH ALLIANCE	0021932- Wilmot,George Rowland	23,500	23,500	0	Research	New	Private	8/12/2016	01-JUN-16 - 31-MAY-17
20000-School of Medicine	733520- SOM: Neurology: Movement Disor	0000038127	Huntingtons Disease Society of America Education Grant	HUNTINGTONS DISEASE SOCIETY OF AMERICA	0368632- Factor,Stewart Alan	2,000	2,000	0	Other	New	Private	8/4/2016	01-AUG-16 - 31-JUL-17
20000-School of Medicine	733520- SOM: Neurology: Movement Disor	0000038268	2016-2017 PDF Center of Excellence	NATL PARKINSONS FOUNDATION	0368632- Factor,Stewart Alan	60,000	60,000	0	Other	New	Private	8/12/2016	01-JUL-16 - 30-JUN-17
20000-School of Medicine	733520- SOM: Neurology: Movement Disor	0000038348	The Parkinson's Progression Markers Initiative (PPMI) 2nd quarter of 2016	MICHAEL J FOX FDTN FOR PARKINSONS RES	0368632- Factor,Stewart Alan	3,000	2,400	600	Other	Supplemental	Private	8/17/2016	14-MAR-16 - 31-DEC-18
20000-School of Medicine	733535- SOM: Neurology: Neuromuscular	0000035163	233AS101: A Phase 1, Placebo-Controlled, Single and Multiple Ascending Dose Study	BIOGEN	0098688- Glass,Jonathan D	265,718	204,398	61,320	Other	New	Corporate	8/19/2016	01-JAN-16 - 31-DEC-21
20000-School of Medicine	733545- SOM: Neurology: Stroke	0000035226	LJ501-CRG01: A Phase 3, Placebo-Controlled, Randomized, Double-Blind, Multi-Center	LA JOLLA PHARMACEUTICAL COMPANY	0392736- Kandiah,Prem A	110,163	81,602	28,561	Other	New	Corporate	8/2/2016	01-JAN-16 - 31-DEC-17
20000-School of Medicine	733570- SOM: Neurology: Neuropsych	0000036648	EXERT: Therapeutic Effects of Exercise in adults with Amnesic Mild Cognitive Impa	UNIVERSITY OF CALIFORNIA SAN DIEGO	0401953- Wharton,Whitney L	107,949	93,037	14,912	Other	New	University	8/26/2016	01-MAR-16 - 28-FEB-17
20000-School of Medicine	734000- SOM: Neurosurgery: Admin	0000036286	A PHASE 3, RANDOMIZED, OPEN-LABEL, ACTIVE CONTROLLED, MULTICENTER STUDY TO EVALUAT	Pharm-Olam International(UK) LTD	0377219- Ioachimescu,Adriana G	203,239	156,338	46,901	Other	New	Foreign	8/2/2016	31-MAY-16 - 31-MAY-21
20000-School of Medicine	734000- SOM: Neurosurgery: Admin	0000038174	The Role of place and grid cells in human spatial navigation and memory	COLUMBIA UNIVERSITY	0356036- Gross,Robert Elkan	58,541	37,526	21,015	Research	Continuation	University	8/4/2016	01-JUN-16 - 31-MAY-17
20000-School of Medicine	734000- SOM: Neurosurgery: Admin	0000038424	Stereotactic and Functional Neurosurgery Fellowship	MEDTRONIC	0356036- Gross,Robert Elkan	25,000	25,000	0	Training	New	Corporate	8/23/2016	01-OCT-16 - 30-MAY-17
20000-School of Medicine	734000- SOM: Neurosurgery: Admin	0000038448	Optogenetic Population Clamp to study Long term plasticity in Vitro	GEORGIA INSTITUTE OF TECHNOLOGY	0356036- Gross,Robert Elkan	44,400	28,462	15,938	Research	Renewal	University	8/29/2016	01-JUL-16 - 30-JUN-17
20000-	734500- SOM:	0000036154	Competitive Renewal for Multicenter	JOHNS HOPKINS	0156393- Yeh,Steven	14,759	10,618	4,141	Other	Continuation	University	8/5/2016	01-MAY-16

Emory University Proposal Statistics

Fiscal Year : 2016
Period : 12

12/15/2016

Operating Unit	Department	Proposal Id	Proposal Name	Agency Name	Principal Investigator	Total (\$)	Direct (\$)	Indirect (\$)	Purpose Type	Proposal Type	Sponsor Type	Submit Date	Proposal Period
School of Medicine	Ophthal: Admin		Uveitis Steroid Treatment (MUST) Trial	UNIVERSITY									- 30-APR-17
20000-School of Medicine	734500- SOM: Ophthal: Admin	0000038081	Postnatal Growth and Retinopathy of Prematurity	CHILDREN'S HOSPITAL OF PHILADELPHIA	0011047- Hutchinson,Amy Kathleen	32,306	25,200	7,106	Research	New	Private	8/12/2016	01-SEP-16 - 31-AUG-17
20000-School of Medicine	734500- SOM: Ophthal: Admin	0000038300	Photoc and Circadian Regulation of Retina Melatonin	MOREHOUSE SCHOOL OF MEDICINE	0000987- Iuvone,Paul Michael	8,460	5,423	3,037	Research	Continuation	University	8/22/2016	01-JAN-16 - 15-DEC-16
20000-School of Medicine	734500- SOM: Ophthal: Admin	0000038449	Reducing the number of retinopathy of prematurity examinations by remote diagnosis	DUKE UNIVERSITY	0011047- Hutchinson,Amy Kathleen	3,577	2,293	1,284	Research	New	University	8/31/2016	01-JUL-17 - 30-JUN-22
20000-School of Medicine	735000- SOM: Orthopaedics: Admin	0000034844	Phase 3 Tanezumab for adults with chronic low back pain	PFIZER	0351301- Cui,Di	568,539	437,338	131,201	Other	New	Corporate	8/31/2016	26-AUG-16 - 25-AUG-21
20000-School of Medicine	735000- SOM: Orthopaedics: Admin	0000037840	2016-2017 DJO Cross Fellowship Award Athletic Training Residency	DJO Global	0331684- Xerogeanes,John William	20,000	20,000	0	Training	New	Corporate	8/31/2016	01-AUG-16 - 31-JUL-18
20000-School of Medicine	735000- SOM: Orthopaedics: Admin	0000038078	Neuromodulation Fellowship Grant - Pain Therapies	MEDTRONIC	0025893- Levy,Howard I	10,000	10,000	0	Training	New	Corporate	8/5/2016	01-JUL-16 - 30-JUN-17
20000-School of Medicine	735500- SOM: Otolaryngology:Admin	0000038526	Impact of Hypoglossal Nerve Stimulation Therapy on Peripheral Arterial Tonometry i	AMER SLEEP MEDICINE FOUNDATION	0409680- Dedhia,Raj C	20,001	18,519	1,482	Research	New	Private	8/29/2016	01-JAN-17 - 31-DEC-17
20000-School of Medicine	736000- SOM: Pathology: Admin	0000037305	Global Health Corps - Zambia 2016	Global Health Corps	0365236- Allen,Susan	11,600	11,600	0	Training	New	Private	8/3/2016	25-JUN-16 - 28-JUL-17
20000-School of Medicine	736000- SOM: Pathology: Admin	0000038040	Redox Control of Intestinal Development	NIH NATL INSTITUTE OF HEALTH	0403724- Reedy,April R	59,970	59,970	0	Training	New	Federal	8/9/2016	01-APR-17 - 31-MAR-18
20000-School of Medicine	736000- SOM: Pathology: Admin	0000038042	Indole administration enhances mucosal damage tolerance and protects against colt	CROHNS AND COLITIS FOUNDATION OF AMERICA	0375658- Capaldo,Christopher T	110,000	100,000	10,000	Research	New	Private	8/8/2016	01-SEP-16 - 31-AUG-18
20000-School of Medicine	736000- SOM: Pathology: Admin	0000038204	Hypoxia-Associated Genes on Disparities in the Aggressiveness of Prostate Cancer	UNIVERSITY OF MISSISSIPPI	0011509- Moreno,Carlos S	107,849	69,134	38,715	Research	New	University	8/18/2016	01-APR-17 - 31-MAR-20
20000-School of Medicine	736000- SOM: Pathology: Admin	0000038329	Development of AEP-related biomarkers for Parkinson's Disease	MICHAEL J FOX FDTN FOR PARKINSONS RES	0025253- Ye,Keqiang	150,000	120,000	30,000	Research	New	Private	8/23/2016	01-OCT-16 - 30-SEP-17
20000-School of Medicine	736508- SOM: Peds: Endocrinology	0000037444	WEL-A-U307;Colesevelam Daiichi Sankyo Pharma	DAIICHI SANKYO COMPNAY	0376499- Muir,Andrew B	22,000	16,923	5,077	Other	Supplemental	Foreign	8/10/2016	01-APR-16 - 08-SEP-19
20000-School of Medicine	736508- SOM: Peds: Endocrinology	0000038157	ML29543-(iSTUDY)-A PHASE IV, MULTICENTER, OPEN-LABEL STUDY OF THE IMMUNOGENICITY O	GENENTECH	0016393- Felner,Eric Ian	7,451	5,732	1,719	Other	Supplemental	Corporate	8/31/2016	27-JUL-16 - 10-MAY-21
20000-School of Medicine	736510- SOM: Peds: Gastroenterology	0000037222	Comparative Effectiveness Trial on the Use of Oral Vancomycin versus Ursodeoxychol	UNIVERSITY OF COLORADO	0373832- Vos,Miriam Benedicta	47,944	37,515	10,429	Other	New	University	8/31/2016	01-JAN-17 - 31-DEC-19
20000-School of Medicine	736510- SOM: Peds: Gastroenterology	0000038117	Health-e-Goal: An innovative data sharing solution to improve collaboration among	ROBERT WOOD JOHNSON FOUNDATION	1088080- Welsh,Jean Ann	67,864	60,593	7,271	Research	New	Private	8/24/2016	01-DEC-16 - 31-MAY-18
20000-School of Medicine	736510- SOM: Peds: Gastroenterology	0000038332	A multi-center group to study Acute Liver Failure in Children	UNIVERSITY OF PITTSBURGH	0021915- Romero Jr.,Rene	114,472	92,111	22,361	Research	Continuation	University	8/26/2016	01-SEP-16 - 31-AUG-17
20000-School of Medicine	736510- SOM: Peds: Gastroenterology	0000038443	Adherence Intervention for Adolescents/Young Adults with IBD	PhRMA Foundation	0812144- Reed-Knight,Eva Bonney	50,000	50,000	0	Research	New	Private	8/25/2016	01-JAN-17 - 31-DEC-17
20000-School of Medicine	736512- SOM: Peds: Neurology	0000037518	Sarepta 4658-203 "An Open-Label, Multi-Center Study to Evaluate the Safety, Effic	INVENTIV HEALTH CLINICAL, LLC	0123530- Phan,Han C.	55,849	42,961	12,888	Other	Supplemental	Corporate	8/23/2016	01-SEP-15 - 31-AUG-20
20000-School of Medicine	736512- SOM: Peds: Neurology	0000038295	Novel Therapies for Epilepsy Using Biodegradable Immune-Modifying Nanoparticles	NORTHWESTERN UNIVERSITY	0408934- Koh,Sookyong	32,322	20,719	11,603	Research	Continuation	University	8/12/2016	01-AUG-16 - 31-JUL-17
20000-School of Medicine	736516- SOM: Peds: Children's Hrt Ctr	0000035507	DTRT_ Quantitative Detection of Circulating Donor-Specific DNA in Organ Transplant	TAI DIAGNOSTICS, INC.	0376750- Deshpande,Shriprasad	10,530	8,100	2,430	Other	New	Corporate	8/3/2016	01-MAR-16 - 31-MAY-19
20000-School of Medicine	736516- SOM: Peds: Children's Hrt Ctr	0000036183	COMPASSION S3: COngential Multicenter trial of Pulmonic vAlve dysfunction Studying	EDWARDS LIFESCIENCES	0363979- Kim,Dennis Wonchul	388,798	299,075	89,723	Other	New	Corporate	8/17/2016	08-AUG-16 - 07-AUG-21
20000-School of Medicine	736516- SOM: Peds: Children's Hrt Ctr	0000036232	Chronic Graft Destruction: Interplay of Allo- and Autoantibodies and Nonadherence	Vanderbilt University Medical Center	0356730- Mahle,William T	3,472	2,717	755	Research	New	Private	8/8/2016	01-MAY-16 - 31-JAN-17
20000-School of Medicine	736516- SOM: Peds: Children's Hrt Ctr	0000037960	Reverse-engineering the sinoatrial node with induced pacemaker cells	NIH NATL INSTITUTE OF HEALTH	2182317- Gonzalez,Sandra Ivonne	86,903	86,903	0	Training	New	Federal	8/16/2016	01-APR-17 - 31-MAR-20
20000-School of Medicine	736516- SOM: Peds: Children's Hrt Ctr	0000038308	CPN STEM CELL FUND WORK PLAN	GEORGIA INSTITUTE OF TECHNOLOGY	0395989- Xu,Chunhui	0	0	0	Other	New	University	8/18/2016	17-JAN-12 - 30-JUN-19
20000-School of Medicine	736518- SOM: Peds: General	0000038192	School-Based Health Center Promotora Program	AMER ACADEMY OF PEDIATRICS	0026255- Johnson,Veda C	2,000	2,000	0	Other	New	Private	8/4/2016	01-SEP-16 - 28-FEB-17
20000-School of Medicine	736518- SOM: Peds: General	0000038220	Behavioral Health Provider - School Based Health Centers	Peach State Health Plan, Inc.	0026255- Johnson,Veda C	49,999	45,454	4,545	Other	New	Corporate	8/4/2016	01-AUG-16 - 31-JUL-18
20000-School of Medicine	736518- SOM: Peds: General	0000038315	AAMC Accelerating Health Equity, Advancing through Discovery (AHEAD)	ASSOCIATION OF AMERICAN MEDICAL COLLEGES	0009755- Pettignano,Robert	12,500	12,500	0	Other	Supplemental	Private	8/12/2016	05-AUG-16 - 14-AUG-17

Emory University Proposal Statistics

Fiscal Year : 2016
Period : 12

12/15/2016

Operating Unit	Department	Proposal Id	Proposal Name	Agency Name	Principal Investigator	Total (\$)	Direct (\$)	Indirect (\$)	Purpose Type	Proposal Type	Sponsor Type	Submit Date	Proposal Period
20000-School of Medicine	736520- SOM: Peds: Infectious Disease	0000037202	CDC_Herpes Simplex Virus Type 1 and Type 2 Antibody Testing for NHANES 2016-2021	CENTERS FOR DISEASE CONTROL	0008674- Anderson,Larry James	14,199	9,102	5,097	Research	Renewal	Federal	8/31/2016	15-JUL-16 - 14-JAN-22
20000-School of Medicine	736520- SOM: Peds: Infectious Disease	0000037246	Amendment: R2222-RSV-1332 A Phase 3, Randomized, Double-blind, Placebo	REGENERON PHARMACEUTICALS	0397901- Anderson,Evan J	3,100	2,348	752	Other	Supplemental	Corporate	8/2/2016	15-JUL-16 - 14-OCT-19
20000-School of Medicine	736520- SOM: Peds: Infectious Disease	0000037855	Determining how macrophages regulate immunity to Zika virus infection at	NIH NATL INSTITUTE OF HEALTH	0381500- Chakraborty,Rana	463,520	300,000	163,520	Research	New	Federal	8/12/2016	01-MAR-17 - 28-FEB-22
20000-School of Medicine	736520- SOM: Peds: Infectious Disease	0000037922	Pneumococcal Colonization During Malaria	NIH NATL INSTITUTE OF HEALTH	2093541- Jacobs,Nathan	62,060	62,060	0	Training	New	Federal	8/8/2016	01-APR-17 - 31-MAR-19
20000-School of Medicine	736520- SOM: Peds: Infectious Disease	0000038208	Polyvalent rhinovirus vaccine development	Meissa Vaccines, Inc.	0077166- Moore,Martin L	69,225	44,375	24,850	Research	New	Corporate	8/22/2016	01-APR-17 - 30-SEP-17
20000-School of Medicine	736520- SOM: Peds: Infectious Disease	0000038281	CURING HIV THROUGH ALLOGENEIC HEMATOPOIETIC STEM CELL TRANSPLANTATION	SEATTLE CHILDRENS HOSPITAL	0330010- Chahroudi,Ann M.	46,800	30,000	16,800	Research	New	Private	8/15/2016	01-DEC-16 - 30-NOV-19
20000-School of Medicine	736520- SOM: Peds: Infectious Disease	0000038391	Host and viral determinants of infant and childhood allergy and asthma	Vanderbilt University Medical Center	0077166- Moore,Martin L	158,884	101,849	57,035	Research	New	Private	8/24/2016	30-APR-16 - 31-JUL-16
20000-School of Medicine	736520- SOM: Peds: Infectious Disease	0000038402	IMPAACT UM1A1068632-10-11 Protocol 2015 Co-Chair	JOHNS HOPKINS UNIVERSITY	0330010- Chahroudi,Ann M.	4,508	3,243	1,265	Other	New	University	8/22/2016	01-SEP-16 - 30-NOV-17
20000-School of Medicine	736520- SOM: Peds: Infectious Disease	0000038434	Positive Choices Plus: An evidence-based, hybrid intervention to address engagemen	COLUMBIA UNIVERSITY	0381731- Camacho-Gonzalez,Andres	49,043	38,255	10,788	Research	New	University	8/29/2016	01-APR-17 - 31-MAR-22
20000-School of Medicine	736520- SOM: Peds: Infectious Disease	0000038528	Analysis Production Characterization	Cherokee Nation Technology Solutions	0364648- Wrammert,Jens Peter	55,000	39,568	15,432	Other	New	Corporate	8/31/2016	01-AUG-16 - 31-JUL-17
20000-School of Medicine	736532- SOM: Peds: Pulmonology	0000038423	Longitudinal Phenomics and Genetics of Severe Asthma	WAKE FOREST UNIVERSITY	0367183- Fitzpatrick,Anne Mentro	104,580	67,471	37,109	Research	Continuation	University	8/30/2016	01-JUN-16 - 31-MAY-17
20000-School of Medicine	736534- SOM: Peds: Cystic Fibrosis	0000038201	Award for a CF Pharmacist	CYSTIC FIBROSIS FOUNDATION THERPEU.	0359286- Stecenko,Arlene Audray	58,160	56,160	2,000	Other	Supplemental	Private	8/1/2016	01-NOV-16 - 31-OCT-19
20000-School of Medicine	736534- SOM: Peds: Cystic Fibrosis	0000038294	Coordinator for Transition from Pediatric to Adult CF Care	CYSTIC FIBROSIS FOUNDATION THERPEU.	0359286- Stecenko,Arlene Audray	109,823	101,688	8,135	Other	Supplemental	Private	8/22/2016	01-SEP-16 - 31-AUG-19
20000-School of Medicine	736538- SOM: Peds: Marcus Center	0000038176	Open trial investigation of the CHANGE (Changing Health in Autism through Nutritio	ORGANIZATION FOR AUTISM RESEARCH	0399678- Criado,Kristen K	15,000	15,000	0	Research	New	Private	8/8/2016	01-JAN-17 - 31-DEC-18
20000-School of Medicine	736538- SOM: Peds: Marcus Center	0000038210	A Feasibility Study to Implement Headsprout Reading Program with Children with Aut	ORGANIZATION FOR AUTISM RESEARCH	0409788- Hansen,Bethany	30,000	30,000	0	Research	New	Private	8/8/2016	01-JAN-17 - 31-DEC-17
20000-School of Medicine	736538- SOM: Peds: Marcus Center	0000038279	Precursors of Social Engagement Before Birth in Infants at Risk of ASD	NIH NATL INSTITUTE OF HEALTH	0389594- Ramsay,Gordon	339,119	279,445	59,674	Research	New	Federal	8/10/2016	01-APR-17 - 30-MAR-22
20000-School of Medicine	736538- SOM: Peds: Marcus Center	0000038322	Mapping the infant connectome: Establishing methodological guidelines for optimizi	NIH NATL INSTITUTE OF HEALTH	0398901- Robillard Shultz,Sarah	471,174	386,096	85,078	Research	New	Federal	8/11/2016	01-APR-17 - 31-MAR-20
20000-School of Medicine	736540- SOM: Peds: Egleston	0000038532	Biomarkers Reflecting Inflammation and Nutritional Determinants of Anemia (BRINDA)	McKING CONSULTING CORPORATION	0152699- Suchdev,Parminder Singh	80,009	72,735	7,274	Research	Continuation	Corporate	8/31/2016	29-SEP-16 - 28-SEP-21
20000-School of Medicine	736542- SOM: Peds: Neuro-Oncology	0000014735	MDS/BMF Registry	CHILDRENS HOSPITAL OF BOSTON	0133638- Cooper,Todd M	3,455	2,535	920	Other	New	Private	8/31/2016	01-JUN-11 - 31-MAY-12
20000-School of Medicine	736542- SOM: Peds: Neuro-Oncology	0000038261	Endocytic recycling of therapeutic mAbs in CSCs determines response in GBM	CLEVELAND CLINIC FOUNDATION	0409049- Hambardzumyan,Dolores	41,264	26,451	14,813	Research	New	Private	8/8/2016	01-APR-17 - 31-MAR-19
20000-School of Medicine	736543- SOM: Peds: Leukemia Lymphoma	0000038059	Bone marrow stromal cell mediated resistance to MERTK inhibition in acute lymphobl	AMER SOCIETY OF HEMATOLOGY	0409665- Minson,Katherine	50,000	50,000	0	Research	New	Private	8/16/2016	01-JUL-17 - 30-JUN-19
20000-School of Medicine	736543- SOM: Peds: Leukemia Lymphoma	0000038120	COG Workload Intensity Study Chair Support	CHILDRENS HEALTHCARE OF ATLANTA	0409289- Castellino,Sharon M	10,119	7,918	2,201	Other	New	Private	8/8/2016	23-OCT-15 - 18-FEB-18
20000-School of Medicine	736543- SOM: Peds: Leukemia Lymphoma	0000038460	Use of Gemtuzumab Ozogamicin (Mylotarg) In Pediatric Relapsed Acute Myeloid Leukem	TeamConnor Childhood Cancer Foundation	0381809- Sabnis,Himalee Shreekant	93,868	93,868	0	Research	New	Private	8/26/2016	01-JAN-17 - 31-DEC-17
20000-School of Medicine	736543- SOM: Peds: Leukemia Lymphoma	0000038504	Establishment of a Pediatric Leukemia Biorepository and Xenograft Core	TeamConnor Childhood Cancer Foundation	0409412- DeRyckere,Deborah	93,713	93,713	0	Research	New	Private	8/26/2016	01-JAN-17 - 31-DEC-17
20000-School of Medicine	736544- SOM: Peds: BMT	0000037926	Phase 2 Study of Abatacept with Calcineurin Inhibition and Methotrexate for GVHD	SEATTLE CHILDREN'S RESEARCH INSTITUTE	0376935- Qayed,Muna	115,768	83,286	32,482	Other	New	Private	8/9/2016	01-MAY-16 - 30-APR-17
20000-School of Medicine	736545- SOM: Peds: Survivor	0000038052	Quadrivalent Human Papillomavirus (HPV) Vaccine in Cancer Survivors	UNIVERSITY OF ALABAMA BIRMINGHAM	0363379- Wasilewski-Masker,Karen	60,880	52,662	8,218	Other	New	University	8/22/2016	01-APR-16 - 31-MAR-17
20000-School of Medicine	736546- SOM: Peds: HemThrom	0000034437	261203 BAX855 PUP: Phase 3, prospective, multi-center, open label study to investi	QUINTILES	0405720- Sidonio Jr,Robert	549,694	422,842	126,852	Other	New	Corporate	8/5/2016	01-AUG-16 - 30-NOV-20
20000-School of Medicine	736546- SOM: Peds: HemThrom	0000036458	B0661037-Apixaban: A RANDOMIZED, OPEN-LABEL, ACTIVE CONTROLLED, SAFETY AND EXTRAPO	INVENTIV HEALTH CLINICAL, LLC	0399100- Patel,Kavita N	217,432	167,255	50,177	Other	New	Corporate	8/2/2016	15-JUN-16 - 14-JUN-21
20000-	736546- SOM: Peds:	0000037915	HoG-MCHB 2016-2017	HEMOPHILIA OF	0370159- Kempton,Christine	52,500	48,611	3,889	Other	Continuation	Private	8/3/2016	01-JUN-16 -

Emory University Proposal Statistics

Fiscal Year : 2016
Period : 12

12/15/2016

Operating Unit	Department	Proposal Id	Proposal Name	Agency Name	Principal Investigator	Total (\$)	Direct (\$)	Indirect (\$)	Purpose Type	Proposal Type	Sponsor Type	Submit Date	Proposal Period
School of Medicine	HemThrom			GEORGIA									31-MAY-17
20000-School of Medicine	736547- SOM: Peds: Sickle Cell	0000038152	Georgia Newborn Sickle Cell Newborn Screening	CHILDRENS HEALTHCARE OF ATLANTA	0360831- Lane,Peter Anthony Jr.	28,215	28,215	0	Other	New	Private	8/4/2016	01-JUL-15 - 30-JUN-16
20000-School of Medicine	736547- SOM: Peds: Sickle Cell	0000038155	Body Games: Exploring Complex Systems Through Interactive Games by Leveraging the	THRUST INTERACTIVE	0389612- Lam,Wilbur A	13,790	8,840	4,950	Research	New	Corporate	8/31/2016	01-MAR-15 - 29-FEB-16
20000-School of Medicine	736547- SOM: Peds: Sickle Cell	0000038264	Epigenetic Modulators for the Treatment of Sickle Cell Disease	MEDICAL UNIVERSITY OF SOUTH CAROLINA	0406307- Hyacinth,Hyacinth	140,088	89,800	50,288	Research	New	University	8/10/2016	01-JUL-17 - 30-JUN-22
20000-School of Medicine	736548- SOM: Peds: Hematology	0000038182	Using administrative databases to assess lab abnormalities of children enrolled on	CHILDREN'S HOSPITAL OF PHILADELPHIA	0793055- Arnold,Staci D	65,043	41,694	23,349	Research	New	Private	8/8/2016	01-JUL-18 - 30-JUN-20
20000-School of Medicine	737000- SOM: Psych: Admin	0000036809	Emory Autism Center 2016-2017 Contract	STATE OF GEORGIA	0366509- Cubells,Joseph Faustino	150,000	136,364	13,636	Other	Renewal	State	8/29/2016	01-JUL-16 - 30-JUN-17
20000-School of Medicine	737000- SOM: Psych: Admin	0000037406	AXS-05-301: A Randomized, Double-blind, Active-controlled Trial to Assess the Efficacy of	Axsome Therapeutics Incorporated	0131572- Dunlop,Boadie W	0	0	0	Other	New	Corporate	8/18/2016	01-JUL-16 - 30-JUN-20
20000-School of Medicine	737000- SOM: Psych: Admin	0000038072	2016 - 2017 Fulton County Jail Competency Restoration Program	GEORGIA DEPARTMENT OF BEHAVIORAL HEALTH	0021595- Ash,Peter	750,000	681,818	68,182	Other	Renewal	State	8/2/2016	01-JUL-16 - 30-JUN-17
20000-School of Medicine	737000- SOM: Psych: Admin	0000038105	Modeling network electrophysiology during deep brain stimulation for depression	NIH NATL INSTITUTE OF HEALTH	1920041- Tiruvadi,Vineet	67,184	67,184	0	Training	New	Federal	8/18/2016	01-APR-17 - 31-MAR-19
20000-School of Medicine	737000- SOM: Psych: Admin	0000038121	2016-2017 Psychiatry Forensic Resident Rotation at Georgia Regional Hospital (GRH)	GEORGIA DEPARTMENT OF BEHAVIORAL HEALTH	0021595- Ash,Peter	104,227	94,752	9,475	Training	Renewal	State	8/19/2016	01-JUL-16 - 30-JUN-17
20000-School of Medicine	737000- SOM: Psych: Admin	0000038136	Microbial composition and systemic host response in pregnant African Americans	NIH NATL INSTITUTE OF HEALTH	2156053- Knight,Anna	72,072	72,072	0	Training	New	Federal	8/6/2016	01-APR-17 - 31-MAR-20
20000-School of Medicine	737000- SOM: Psych: Admin	0000038219	An Advanced Longitudinal Psychopharmacology Assessment (ALPA)	American Board of Psychiatry and Neuro	0794147- Rakofsky,Jeffrey Jay	50,000	50,000	0	Training	New	Private	8/17/2016	01-JAN-17 - 31-DEC-18
20000-School of Medicine	737000- SOM: Psych: Admin	0000038277	2016-2017 IPA Extension	US DEPT OF VETERANS AFFAIRS	0404814- Kerley,Kimberly A	42,897	42,897	0	Research	Continuation	Federal	8/12/2016	01-AUG-16 - 31-JUL-17
20000-School of Medicine	737005- SOM: Psych: Autism Center	0000037987	2016 Lottery Pre-K Project	GEORGIA DEPT OF EARLY CARE AND LEARNING	0000371- Morrier,Michael J	1,000	943	57	Other	Supplemental	State	8/29/2016	01-JUL-15 - 30-JUN-16
20000-School of Medicine	737005- SOM: Psych: Autism Center	0000038193	FY 2016-2017 Walden Lottery Pre-K Program	GEORGIA DEPT OF EARLY CARE AND LEARNING	0000371- Morrier,Michael J	76,584	72,249	4,335	Other	Renewal	State	8/31/2016	01-JUL-16 - 30-JUN-17
20000-School of Medicine	737500- SOM: Rad Onc: Admin	0000038198	Regulation of SIRT2 in the DNA Damage Response	NIH NATL INSTITUTE OF HEALTH	2085231- Head,PamelaSara	62,060	62,060	0	Training	New	Federal	8/16/2016	01-APR-17 - 31-MAR-19
20000-School of Medicine	737500- SOM: Rad Onc: Admin	0000038227	A Novel Role for EZH2 in Responding to Cisplatin Damage in Small Cell Lung Cancer	NIH NATL INSTITUTE OF HEALTH	1523501- Koyen,Allyson	72,072	72,072	0	Training	New	Federal	8/16/2016	01-JUL-17 - 30-JUN-21
20000-School of Medicine	737500- SOM: Rad Onc: Admin	0000038257	Exploiting SIRT2 as a Biomarker and Target in Ovarian Cancer	US DEPARTMENT OF DEFENSE	0387599- Yu,David Sung-wen	228,395	146,407	81,988	Research	New	Federal	8/11/2016	01-SEP-17 - 31-AUG-20
20000-School of Medicine	737500- SOM: Rad Onc: Admin	0000038272	Understanding and Exploiting SIRT2/BRCA1 Interplay for Ovarian Cancer Therapy	US DEPARTMENT OF DEFENSE	0387599- Yu,David Sung-wen	192,727	123,543	69,184	Research	New	Federal	8/11/2016	01-SEP-17 - 31-AUG-19
20000-School of Medicine	737500- SOM: Rad Onc: Admin	0000038323	Impact of "Neurovascular Bundle Sparing" on Sexual Function after Prostate Radiotherapy	US DEPARTMENT OF DEFENSE	0384598- Liu,Tian	482,627	313,684	168,943	Research	New	Federal	8/25/2016	01-SEP-17 - 31-AUG-20
20000-School of Medicine	737500- SOM: Rad Onc: Admin	0000038328	Impact of "Neurovascular Bundle Sparing" on Sexual Function after Prostate Radiotherapy	US DEPARTMENT OF DEFENSE	0372839- Jani,Ashesh Bhanushanker	451,622	289,501	162,121	Research	New	Federal	8/26/2016	01-SEP-17 - 31-AUG-20
20000-School of Medicine	738026- SOM: Rad: Rsch Labs - Gen	0000037927	Medical Image Perception Society XVII Conference	NIH NATL INSTITUTE OF HEALTH	0409282- Krupinski,Elizabeth Anne	10,000	10,000	0	Other	New	Federal	8/9/2016	01-APR-17 - 31-MAR-18
20000-School of Medicine	738026- SOM: Rad: Rsch Labs - Gen	0000038161	Development of automated web-based spectroscopic MRI clinical interface	NIH NATL INSTITUTE OF HEALTH	0358832- Shim,Hyunsuk	208,269	140,642	67,627	Research	New	Federal	8/15/2016	01-APR-17 - 31-MAR-19
20000-School of Medicine	738032- SOM: Rad: Radiopharm Disc Lab	0000038397	A New SPECT Labeled Maltodextrin for Diagnosis of Bacterial Infections	MICROBIAL MEDICAL, INC.	0026254- Goodman,Mark M	76,389	48,967	27,422	Research	New	Corporate	8/31/2016	01-APR-17 - 30-SEP-17
20000-School of Medicine	738038- SOM: Rad: MR Research Lab	0000036438	2D MR Correlational Spectroscopy Platform for Molecular and Genetic Characterization	NIH NATL INSTITUTE OF HEALTH	0134322- Mao,Hui	514,235	334,283	179,952	Research	New	Federal	8/15/2016	01-SEP-16 - 31-AUG-20
20000-School of Medicine	738038- SOM: Rad: MR Research Lab	0000037502	Innovations of DENSE applications by Dr. John Oshinski at Emory University	SIEMENS MEDICAL SOLUTIONS USA INC	0021201- Oshinski,John Norbert	40,000	32,000	8,000	Research	New	Corporate	8/5/2016	01-JUN-16 - 31-MAY-17
20000-School of Medicine	738505- SOM: Rehab: DPT Program	0000038218	Targeted neuromodulation of abnormal interhemispheric connectivity to promote neuro	FDTN FOR PHYSICAL THERAPY	0402224- Borich,Michael	40,000	40,000	0	Research	New	Private	8/18/2016	01-JAN-17 - 31-DEC-17
20000-School of Medicine	739005- SOM: Surgery: General	0000038358	Decreasing Hospital Readmission in Ileostomy Patients	ASSOC FOR ACADEMIC SURGERY	0363329- Shaffer,Virginia Oliva	50,000	50,000	0	Research	New	Private	8/17/2016	01-MAR-17 - 28-FEB-18
20000-School of Medicine	739010- SOM: Surgery: Vascular	0000038233	AREF Salary Re-imbusement MOU for Andrew Morris on Dr. Brewster -DOD	ATLANTA RESEARCH AND	1704988- Morris,Andrew David	48,126	43,751	4,375	Research	New	Private	8/9/2016	06-AUG-16 - 05-AUG-

Emory University Proposal Statistics

Fiscal Year : 2016
Period : 12

12/15/2016

Operating Unit	Department	Proposal Id	Proposal Name	Agency Name	Principal Investigator	Total (\$)	Direct (\$)	Indirect (\$)	Purpose Type	Proposal Type	Sponsor Type	Submit Date	Proposal Period
Medicine			(BRS101)	EDUCATION FDTN									17
20000-School of Medicine	739015- SOM: Surgery: Oncology	0000037862	Can a Fitbit Increase Postoperative Ambulation of Colorectal Surgical Patients	American Society of Colon and Rectal	1194070- Sullivan,Patrick S	4,000	4,000	0	Research	New	Private	8/12/2016	01-AUG-16 - 31-AUG-16
20000-School of Medicine	739015- SOM: Surgery: Oncology	0000037916	True NTH USA	MOVEMBER FOUNDATION	0005816- Gillespie,Theresa Wicklin	23,190	23,190	0	Research	Supplemental	Private	8/29/2016	01-MAR-15 - 28-FEB-18
20000-School of Medicine	739015- SOM: Surgery: Oncology	0000038541	Preclinical validation of intra-peritoneal delivery of IGF1R/uPAR targeted nanopar	AMER COLLEGE OF SURGEONS	0404698- Jajja,Mohammad	30,000	30,000	0	Research	New	Private	8/31/2016	01-JUL-17 - 30-JUN-19
20000-School of Medicine	739020- SOM: Surgery: Thoracic	0000037293	CryoLife - Testing a new patch implant in rats	CRYOLIFE	0387528- Padala,Saimuralidhar	55,759	35,743	20,016	Research	New	Corporate	8/25/2016	29-JUL-16 - 28-JUL-20
20000-School of Medicine	739035- SOM: Surgery: Transplant	0000037804	ALLTOL: A Prospective Cohort Study of Operationally Tolerant Allograft Recipients	NIH NATL INST OF ALLERGY AND INFECTIOUS	0353830- Newell,Kenneth A	8,611	5,520	3,091	Other	New	Federal	8/17/2016	01-FEB-16 - 31-JAN-21
20000-School of Medicine	739035- SOM: Surgery: Transplant	0000037904	Transplant Tolerance in Non-Human Primates	NIH NATL INST OF ALLERGY AND INFECTIOUS	0005829- Larsen,Christian	2,971,804	2,312,610	659,194	Research	Renewal	Federal	8/11/2016	01-APR-17 - 31-MAR-22
20000-School of Medicine	739035- SOM: Surgery: Transplant	0000038159	Costimulatory and Coinhibitory Signaling in the Generation of Donor-Reactive T Fol	NIH NATL INSTITUTE OF HEALTH	2199117- La Muraglia II,Glenn	82,454	82,454	0	Training	New	Federal	8/18/2016	01-APR-17 - 31-MAR-20
20000-School of Medicine	739035- SOM: Surgery: Transplant	0000038317	Patient Oriented Transplant Center Metrics	COLUMBIA UNIVERSITY	0654645- Patzer,Rachel Elizabeth	20,000	20,000	0	Research	New	University	8/12/2016	01-JUL-16 - 30-JUN-17
20000-School of Medicine	739500- SOM: Urology: Admin	0000038156	Improving Health Literacy in African American Prostate Cancer Patients	DANA FARBER CANCER INSTITUTE	7500570- Master,Viraj	90,388	57,941	32,447	Research	Continuation	Private	8/11/2016	01-FEB-16 - 29-SEP-17
22000-School of Public Health	811000- SPH: Behavrl Sciences & Health	0000020918	Preparation for, Facilitation of, and Follow-Up Concerning TCLN POS meeting	PUBLIC HEALTH LAW CENTER	0034888- Morris,Debra Gardner	5,500	4,365	1,135	Other	New	Private	8/31/2016	15-APR-12 - 31-DEC-12
22000-School of Public Health	811000- SPH: Behavrl Sciences & Health	0000035064	Humana -December-LCT	Humana, Inc	0388768- Blais,Linelle Marie	12,345	9,798	2,547	Other	New	Corporate	8/23/2016	01-DEC-15 - 31-DEC-15
22000-School of Public Health	811000- SPH: Behavrl Sciences & Health	0000037730	Maryland Lifestyle Coach Trainings	MARYLAND DEPARTMENT OF HEALTH AND MENTAL	0388768- Blais,Linelle Marie	22,500	17,857	4,643	Other	New	State	8/15/2016	01-AUG-16 - 29-SEP-16
22000-School of Public Health	811000- SPH: Behavrl Sciences & Health	0000037877	Evaluating ART for ALL HIV Seropositives: Can it work with the hardest cases?	MOUNT SINAI SCHOOL OF MEDICINE	0376317- Cooper,Hannah L.F.	45,189	28,967	16,222	Research	Continuation	University	8/8/2016	01-APR-16 - 31-MAR-17
22000-School of Public Health	811000- SPH: Behavrl Sciences & Health	0000038187	CDC IPA Continuation - Nancy Thompson	CENTERS FOR DISEASE CONTROL	0006123- Thompson,Nancy J	13,500	13,500	0	Research	Continuation	Federal	8/4/2016	25-SEP-16 - 24-SEP-17
22000-School of Public Health	811000- SPH: Behavrl Sciences & Health	0000038253	DSME Toolkit, Training and Technical Assistance - TA RFTOP 2016-N-95424	CENTERS FOR DISEASE CONTROL	0388768- Blais,Linelle Marie	600,086	431,717	168,369	Other	New	Federal	8/8/2016	15-SEP-16 - 14-SEP-19
22000-School of Public Health	811000- SPH: Behavrl Sciences & Health	0000038311	Carter Consulting Inc.-Tabacco Subject Matter Expertise	CARTER CONSULTING INC	0388768- Blais,Linelle Marie	13,401	10,636	2,765	Other	Continuation	Corporate	8/19/2016	01-JUL-16 - 30-SEP-16
22000-School of Public Health	811000- SPH: Behavrl Sciences & Health	0000038360	Interactive Text Messaging-based Screening and	INSTITUTE OF POPULATION, HEALTH AND DEVE	0384409- Wong,Frank Yuan	19,963	12,797	7,166	Research	New	Foreign	8/22/2016	01-JUL-17 - 30-JUN-19
22000-School of Public Health	811000- SPH: Behavrl Sciences & Health	0000038414	ASTDD - Amendment #1	Assoc of State & Territorial Denta	0388768- Blais,Linelle Marie	8,000	6,349	1,651	Other	Continuation	Private	8/26/2016	01-SEP-16 - 31-AUG-17
22000-School of Public Health	812000- SPH: Biostatistics	0000028345	Development of a Medicare cohort dataset for use in air pollution epidemiological	ELECTRIC POWER RESEARCH INSTITUTE	0391918- Chang,Howard Haw	353,976	226,908	127,068	Research	New	Private	8/29/2016	01-SEP-14 - 28-FEB-16
22000-School of Public Health	812000- SPH: Biostatistics	0000029836	OmicSeq: An integrated omics search and knowledge discovery platform	LEIDOS BIOMEDICAL RESEARCH	0388162- Qin,Zhaohui	224,327	177,907	46,420	Research	New	Corporate	8/29/2016	01-DEC-14 - 30-NOV-16
22000-School of Public Health	812000- SPH: Biostatistics	0000038113	Noninvasive Estimation of Intracranial Pressure for Casualties of Traumatic Brain	NON-INVASIVE MEDICAL SYSTEMS LLC	0007760- Haber,Michael J	61,328	39,313	22,015	Research	New	Corporate	8/4/2016	01-MAR-17 - 28-FEB-19
22000-School of Public Health	812000- SPH: Biostatistics	0000038129	CDC IPA - Howard Chang FY 17	CENTERS FOR DISEASE CONTROL	0391918- Chang,Howard Haw	22,370	22,370	0	Research	Continuation	Federal	8/2/2016	01-OCT-16 - 30-SEP-17
22000-School of Public Health	812000- SPH: Biostatistics	0000038171	Yr 2 AHA Center Grant Biostatistics, Bioinformatics and Data Management Core	MOREHOUSE SCHOOL OF MEDICINE	0799710- Long,Qi	33,436	30,396	3,040	Research	Continuation	University	8/18/2016	01-JUL-16 - 30-JUN-17
22000-School of Public Health	812000- SPH: Biostatistics	0000038406	Evaluating a Combined Mosquito-borne Virus and Skin Cancer Prevention Program	KLEIN BUENDEL	0159465- Waller,Lance A	64,870	43,375	21,495	Research	New	Corporate	8/19/2016	01-APR-17 - 31-MAR-20

Emory University Proposal Statistics

Fiscal Year : 2016
Period : 12

12/15/2016

Operating Unit	Department	Proposal Id	Proposal Name	Agency Name	Principal Investigator	Total (\$)	Direct (\$)	Indirect (\$)	Purpose Type	Proposal Type	Sponsor Type	Submit Date	Proposal Period
22000-School of Public Health	813000- SPH: Environmental Health	0000037707	Software for Additional Insight from Integrated, High-Dimensional Environmental	NIH NATL INSTITUTE OF HEALTH	1698119- Gribble,Matthew	143,106	132,506	10,600	Research	New	Federal	8/18/2016	01-APR-17 - 31-MAR-21
22000-School of Public Health	813000- SPH: Environmental Health	0000037843	SV2C as a mediator of dopamine vesicle function	NIH NATL INSTITUTE OF HEALTH	1745284- Hoffman,Carlie	72,072	72,072	0	Training	New	Federal	8/19/2016	01-APR-17 - 31-MAR-20
22000-School of Public Health	813000- SPH: Environmental Health	0000038167	SV2C in Parkinson's Disease	MICHAEL J FOX FDTN FOR PARKINSONS RES	0065626- Miller,Gary W	100,000	90,909	9,091	Research	New	Private	8/9/2016	01-NOV-16 - 31-OCT-17
22000-School of Public Health	813000- SPH: Environmental Health	0000038168	Microbial Contamination from Septic Systems in an Agricultural Landscape	US DEPARTMENT OF AGRICULTURE	0386271- Levy,Karen	121,469	97,779	23,690	Research	New	Federal	8/17/2016	01-JAN-17 - 31-DEC-19
22000-School of Public Health	813000- SPH: Environmental Health	0000038169	Assessing the Risk of Foodborne Pathogen Dispersal by Rain and Irrigation Splash	UNIVERSITY OF GEORGIA	0386271- Levy,Karen	18,511	13,408	5,103	Research	New	University	8/26/2016	01-APR-17 - 31-MAR-20
22000-School of Public Health	813000- SPH: Environmental Health	0000038286	Epigenetics in Neurodevelopment and Mental Health	DARTMOUTH COLLEGE	0412930- Marsit,Carmen	112,304	71,990	40,314	Research	New	University	8/12/2016	01-JUL-16 - 30-JUN-17
22000-School of Public Health	814000- SPH: Epidemiology	0000036799	(SEER POC 2016-01) - Patterns of Care / Quality of Care Study: Diagnosis Year 2015	NIH NATL CANCER INSTITUTE	0063109- Ward,Kevin C	49,277	31,588	17,689	Research	New	Federal	8/16/2016	15-AUG-16 - 14-AUG-17
22000-School of Public Health	814000- SPH: Epidemiology	0000037582	VAMC IPA 7/1/2016 - 6/30/2017	US DEPT OF VETERANS AFFAIRS	0034890- Pearce,Bradley D	36,558	36,558	0	Research	New	Federal	8/16/2016	01-JUL-16 - 30-JUN-17
22000-School of Public Health	814000- SPH: Epidemiology	0000037846	A Rigorous Evaluation of the Relationship between Physical Activity and Education	US DEPARTMENT OF EDUCATION	0074518- Gazmararian,Julie A.	899,686	731,382	168,304	Other	New	Federal	8/29/2016	01-JUL-17 - 30-JUN-21
22000-School of Public Health	814000- SPH: Epidemiology	0000038112	Operation of the Statewide Georgia Comprehensive Cancer Registry	GEORGIA DEPT OF PUBLIC HEALTH	0063109- Ward,Kevin C	668,558	611,840	56,718	Research	Continuation	State	8/1/2016	01-JUL-16 - 30-JUN-17
22000-School of Public Health	814000- SPH: Epidemiology	0000038154	Gross placental morphology, fetal growth, and adverse cognitive and cardiovascular	NIH NATL INSTITUTE OF HEALTH	2085221- Freedman,Alexa Ann	64,894	64,894	0	Training	New	Federal	8/11/2016	01-APR-17 - 31-MAR-19
22000-School of Public Health	814000- SPH: Epidemiology	0000038196	SNAP-Ed Evaluation - Emory - Child Care (Contract with HealthMPowers)	HealthMPowers	0074518- Gazmararian,Julie A.	32,823	25,683	7,140	Other	New	Private	8/24/2016	01-MAR-16 - 30-SEP-16
22000-School of Public Health	814000- SPH: Epidemiology	0000038221	Repredix: Multi-Modal Monitoring for the Prediction of Heart Failure Decompensatio	GEORGIA RESEARCH ALLIANCE	1747656- Shah,Amit J	44,000	44,000	0	Research	New	Private	8/24/2016	01-SEP-16 - 01-MAR-17
22000-School of Public Health	814000- SPH: Epidemiology	0000038303	IPA - NCHHSTP/DTBE/CRB	CENTERS FOR DISEASE CONTROL	0366369- Gandhi,Neel R	14,030	14,030	0	Research	Continuation	Federal	8/18/2016	01-OCT-16 - 30-SEP-17
22000-School of Public Health	814000- SPH: Epidemiology	0000038307	CDC - IPA 9/14/2016 - 9/13/2017	CENTERS FOR DISEASE CONTROL	0373714- Rosenberg,Eli Samuel	22,302	22,302	0	Research	New	Federal	8/15/2016	14-SEP-16 - 13-SEP-17
22000-School of Public Health	814000- SPH: Epidemiology	0000038341	Effect of an Intensive Lifestyle Intervention on the Atrial Fibrillation Substrate	NIH NATL INSTITUTE OF HEALTH	0412567- Alonso,Alvaro	673,999	505,496	168,503	Research	New	Federal	8/17/2016	01-APR-17 - 31-MAR-21
22000-School of Public Health	814000- SPH: Epidemiology	0000038346	Population Based Study of Breast Cancer Decision Support Networks	UNIVERSITY OF MICHIGAN	0063109- Ward,Kevin C	33,326	27,772	5,554	Research	Continuation	University	8/24/2016	01-JUL-16 - 30-JUN-17
22000-School of Public Health	814000- SPH: Epidemiology	0000038380	Low Wage Employees and Workplace Wellness Programs	GEORGIA STATE UNIVERSITY	0074518- Gazmararian,Julie A.	12,968	11,579	1,389	Research	New	University	8/26/2016	01-FEB-17 - 31-JAN-19
22000-School of Public Health	814000- SPH: Epidemiology	0000038393	Randomized Trial of a Webinar to Improve Pathologists' Ability to Conduct Fetal Au	HEALTH RESOURCES AND SERVICES ADMIN	1390790- Christiansen-Lindquist,Lauren	225,476	150,672	74,804	Research	New	Federal	8/26/2016	01-APR-17 - 31-MAR-20
22000-School of Public Health	814000- SPH: Epidemiology	0000038404	Pregnancy Folate Status & Early Childhood Respiratory & Atopic Disease	Vanderbilt University Medical Center	0399668- Hartman,Terry J	6,131	3,930	2,201	Research	New	Private	8/18/2016	16-MAY-16 - 30-JUN-16
22000-School of Public Health	814000- SPH: Epidemiology	0000038428	DOT Diary (D2): Developing a mobile app with combined automated DOT and daily sexu	PUBLIC HEALTH FOUNDATION ENTERPRISES	0353315- Siegler,Aaron	180,556	115,741	64,815	Research	Continuation	Private	8/31/2016	01-AUG-16 - 31-JUL-17
22000-School of Public Health	814000- SPH: Epidemiology	0000038433	Planning for Regional Centers of Research Excellence in Non-communicable Diseases	NIH NATL CANCER INSTITUTE	0363954- Goodman,Michael	290,455	201,189	89,266	Research	New	Federal	8/26/2016	01-APR-17 - 31-MAR-19
22000-School of	814000- SPH: Epidemiology	0000038438	Plasma Lipoproteins Unraveling Novel Biomarkers and Insights into	UNIVERSITY OF MINNESOTA	0412567- Alonso,Alvaro	38,448	24,646	13,802	Research	New	University	8/26/2016	01-JUL-17 - 30-JUN-22

Emory University Proposal Statistics

Fiscal Year : 2016
Period : 12

12/15/2016

Operating Unit	Department	Proposal Id	Proposal Name	Agency Name	Principal Investigator	Total (\$)	Direct (\$)	Indirect (\$)	Purpose Type	Proposal Type	Sponsor Type	Submit Date	Proposal Period
Public Health			Pathophysiology										
22000-School of Public Health	814000- SPH: Epidemiology	0000038533	Expectations of Discrimination and Cardiovascular Risk in African-American Women	NIH NATL INSTITUTE OF HEALTH	0397192- Lewis,Tene T	233,286	149,542	83,744	Research	Supplemental	Federal	8/26/2016	15-JAN-16 - 31-DEC-16
22000-School of Public Health	815000- SPH: Health Policy and Mngmnt	0000038029	Medicaid Expansion and Reproductive Health Care for Women (Federal)	OHIO DEPARTMENT OF JOB AND FAMILY SERVIC	0026192- Adams,E Kathleen	110,000	100,000	10,000	Research	Continuation	State	8/10/2016	01-JUL-16 - 30-JUN-17
22000-School of Public Health	815000- SPH: Health Policy and Mngmnt	0000038242	Examining the Additional Hospital Inpatient Cost and Mortality Associated with Sel	NORC AT THE UNIVERSITY OF CHICAGO	0391396- Hockenberry,Jason Michael	59,668	38,249	21,419	Research	New	Private	8/11/2016	01-SEP-16 - 28-FEB-17
22000-School of Public Health	815000- SPH: Health Policy and Mngmnt	0000038305	WHO Contract in EPEX - APW 201550534	WORLD HEALTH ORGANIZATION	0000439- Saltman,Richard B	22,500	22,500	0	Research	New	Foreign	8/19/2016	02-AUG-16 - 31-DEC-16
22000-School of Public Health	816000- SPH: Global Health	0000033824	MAMANIEVA: Engaging grandmothers to improve maternal and child nutrition	World Vision Germany eV	0664998- Girard,Amy	15,258	13,871	1,387	Research	Continuation	Foreign	8/29/2016	01-OCT-15 - 30-SEP-16
22000-School of Public Health	816000- SPH: Global Health	0000034405	Faith-Based Community Partnerships: Building Capacity in Communities	ASSOC STATE TERRITORIAL HEALTH OFFICIAL	0022197- Thurman,Sandra L	212,103	152,592	59,511	Other	New	Private	8/29/2016	01-OCT-15 - 30-JUN-16
22000-School of Public Health	816000- SPH: Global Health	0000034740	Indonesia Urban Water Sanitation and Hygiene Penyehatan Lingkungan untuk Semua	DAI (DEVELOPMENT ALTERNATIVES, INC)	0409617- Perez,Eduardo A	88,337	70,109	18,228	Other	New	Corporate	8/29/2016	01-JAN-16 - 31-DEC-20
22000-School of Public Health	816000- SPH: Global Health	0000037408	Adoption of a Lifestyle Program to Prevent Diabetes: Role of the Home Food Environ	NIH NATL HEART LUNG AND BLOOD INSTITUTE	0150760- Venkat Narayan,Kabayam M.	40,205	27,564	12,641	Research	Supplemental	Federal	8/31/2016	01-DEC-16 - 30-NOV-19
22000-School of Public Health	816000- SPH: Global Health	0000037888	Technical Support to Bihar: Improving Health, Nutrition Coverage and Outcomes	CARE	0035803- Ramakrishnan,Usha	69,852	63,502	6,350	Research	New	Private	8/3/2016	01-JUL-16 - 30-JUN-17
22000-School of Public Health	816000- SPH: Global Health	0000038080	Rhodes - VECD Consortium (VECDor) Fogarty Global Health Fellow	VANDERBILT UNIVERSITY	0150760- Venkat Narayan,Kabayam M.	57,861	53,575	4,286	Training	New	University	8/10/2016	01-JUL-16 - 30-JUN-17
22000-School of Public Health	816000- SPH: Global Health	0000038082	Johnson - VECD Consortium (VECDor) Fogarty Global Health Fellow	VANDERBILT UNIVERSITY	0150760- Venkat Narayan,Kabayam M.	54,108	50,100	4,008	Training	New	University	8/10/2016	01-JUL-16 - 30-JUN-17
22000-School of Public Health	816000- SPH: Global Health	0000038083	Ahmed - VECD Consortium (VECDor) Fogarty Global Health Fellow	VANDERBILT UNIVERSITY	0150760- Venkat Narayan,Kabayam M.	47,866	44,320	3,546	Training	New	University	8/10/2016	01-JUL-16 - 30-JUN-17
22000-School of Public Health	816000- SPH: Global Health	0000038137	AFENET Case Study Design and Development Course	AFRICAN FIELD EPIDEMIOLOGY NETWORK	0027681- McNabb,Scott J	52,500	37,770	14,730	Other	New	Foreign	8/19/2016	22-AUG-16 - 01-SEP-16
22000-School of Public Health	816000- SPH: Global Health	0000038158	Women's Economic Empowerment and IPV in Colombia	WORLD FOOD PROGRAMME	0348441- Yount,Kathryn Mary	14,000	13,084	916	Research	Supplemental	Foreign	8/3/2016	01-AUG-16 - 31-DEC-17
22000-School of Public Health	816000- SPH: Global Health	0000038170	Establishing a Center of Reseach Excellence in Non-communicable Diseases in the E	EASTERN MEDITERRANEAN PUBLIC HEALTH NETW	0406959- Farhat,Ghada	124,796	79,997	44,799	Other	New	Foreign	8/18/2016	01-APR-17 - 31-MAR-19
22000-School of Public Health	816000- SPH: Global Health	0000038172	Rapid, low-cost and efficient detection of bacterail and viral pathogens on fresh	USDA-ARS	0366614- Leon,Juan	181,399	138,699	42,700	Research	New	Federal	8/11/2016	01-JUL-17 - 30-JUN-20
22000-School of Public Health	816000- SPH: Global Health	0000038222	VECD Fogarty Global Health Fellows Program - PI Effort	VANDERBILT UNIVERSITY	0150760- Venkat Narayan,Kabayam M.	15,753	14,586	1,167	Training	New	University	8/3/2016	01-MAR-17 - 28-FEB-22
22000-School of Public Health	816000- SPH: Global Health	0000038231	FY17 CDC IPA Sandra Thurman	CENTERS FOR DISEASE CONTROL	0022197- Thurman,Sandra L	497,872	497,872	0	Research	Renewal	Federal	8/4/2016	28-SEP-16 - 27-SEP-17
22000-School of Public Health	816000- SPH: Global Health	0000038232	Center for AIDS Research at Emory University	NIH NATL INST OF ALLERGY AND INFECTIOUS	0102076- Del Rio,Carlos	1,772,161	1,096,241	675,920	Research	Continuation	Federal	8/4/2016	01-AUG-16 - 31-JUL-17
22000-School of Public Health	816000- SPH: Global Health	0000038343	Ali - CDC IPA - 10/25/16 - 10/28/17	CENTERS FOR DISEASE CONTROL	0379197- Ali,Mohammed Kumail	74,466	74,466	0	Research	Continuation	Federal	8/23/2016	29-OCT-16 - 28-OCT-17
22000-School of Public Health	816000- SPH: Global Health	0000038365	CDC IPA for Saad Omer	CENTERS FOR DISEASE CONTROL	0382467- Omer,Saad Bin	45,868	45,868	0	Research	Renewal	Federal	8/17/2016	01-OCT-16 - 30-SEP-17
22000-School of Public Health	816000- SPH: Global Health	0000038381	Lifestyle intervention mHealth project in Mexico	NIH NATL INSTITUTE OF HEALTH	0406281- Lobelo,Roberto L	191,520	128,800	62,720	Research	New	Federal	8/31/2016	01-JUL-17 - 30-JUN-19

Emory University Proposal Statistics

Fiscal Year : 2016
Period : 12

Operating Unit	Department	Proposal Id	Proposal Name	Agency Name	Principal Investigator	Total (\$)	Direct (\$)	Indirect (\$)	Purpose Type	Proposal Type	Sponsor Type	Submit Date	Proposal Period
22000-School of Public Health	816000- SPH: Global Health	0000038509	CDC IPA FY16 Travel Supplement	CENTERS FOR DISEASE CONTROL	0022197- Thurman,Sandra L	73,000	73,000	0	Research	Supplemental	Federal	8/31/2016	15-AUG-16 - 27-SEP-16
24000-School of Nursing	801800- SON: Nursing Research	0000038229	Determinants of very preterm infants' language environment in the neonatal intensi	NIH NATL INSTITUTE OF HEALTH	1769941- Head,Lauren Marie	81,865	81,865	0	Research	New	Federal	8/8/2016	01-APR-17 - 31-MAR-19
24000-School of Nursing	803300- SON: Academic Advancement	0000037009	African Health Workforce Project	ASSOC OF SCHOOLS & PGMS OF PUBLIC HEALTH	0358323- Rogers,Martha F	1,900,000	1,872,880	27,120	Other	Continuation	Private	8/31/2016	15-AUG-16 - 14-AUG-17
24000-School of Nursing	803300- SON: Academic Advancement	0000037465	Ethiopia Project - Implementation Research Initiative to Accelerate Scale-up	WORLD HEALTH ORGANIZATION	0026544- Sibley,Lynn M	464,888	464,888	0	Other	New	Foreign	8/10/2016	01-JUL-16 - 30-JUN-18
24000-School of Nursing	803300- SON: Academic Advancement	0000038252	VANAP IPA FY 17	US DEPT OF VETERANS AFFAIRS	0010100- Kaplan,Barbara	57,577	57,577	0	Research	Continuation	Federal	8/16/2016	01-SEP-16 - 31-AUG-17
24000-School of Nursing	803300- SON: Academic Advancement	0000038320	VANAP IPA FY 17	US DEPT OF VETERANS AFFAIRS	1977377- Finch,Alexandra	51,047	51,047	0	Research	New	Federal	8/15/2016	01-SEP-16 - 31-AUG-18
24000-School of Nursing	803300- SON: Academic Advancement	0000038378	VANAP-GE IPA FY 17	US DEPT OF VETERANS AFFAIRS	0352245- Zhang,Weihua	76,907	76,907	0	Research	New	Federal	8/24/2016	01-AUG-16 - 31-JUL-18
24000-School of Nursing	803300- SON: Academic Advancement	0000038387	VANAP IPA FY17	US DEPT OF VETERANS AFFAIRS	0388503- Jusino-Leon,Gladys N	49,127	49,127	0	Research	Continuation	Federal	8/22/2016	01-OCT-16 - 30-SEP-17
24000-School of Nursing	803300- SON: Academic Advancement	0000038409	VANAP IPA FY 17	US DEPT OF VETERANS AFFAIRS	1000591- Drobbin,Dawn M	40,838	40,838	0	Research	Continuation	Federal	8/22/2016	01-SEP-16 - 31-AUG-17
24000-School of Nursing	803300- SON: Academic Advancement	0000038425	VANAP IPA FY 17	US DEPT OF VETERANS AFFAIRS	0334649- Vena,Catherine I	78,600	78,600	0	Research	Continuation	Federal	8/22/2016	01-SEP-16 - 31-AUG-17
28000-Yerkes Primate Center	820000- YRK: Director's Office	0000038148	Support of Yerkes National Primate Research Center (ARMS Supplement)	NIH NATL INSTITUTE OF HEALTH	0412327- Lewin,Jonathan	742,360	742,360	0	Research	Supplemental	Federal	8/18/2016	01-MAY-17 - 30-APR-18
28000-Yerkes Primate Center	820421- YRK: Vet Med Main Station	0000037967	MICA/B alpha 3 domain vaccine for the treatment of ovarian cancer	DANA FARBER CANCER INSTITUTE	0349802- Connor-Stroud,Fawn R	19,201	16,001	3,200	Research	New	Private	8/11/2016	01-JUL-16 - 30-JUN-17
28000-Yerkes Primate Center	821000- YRK: Emory Vaccine Center	0000036625	2016: Progress Report: Center for HIV/AIDS Vaccine Immunology and Immunogen Design	SCRIPPS RESEARCH INSTITUTE	0358150- Pulendran,Bali	240,244	136,502	103,742	Research	Continuation	Private	8/29/2016	01-JUL-16 - 30-JUN-17
28000-Yerkes Primate Center	821000- YRK: Emory Vaccine Center	0000037770	ATCC Saimiri Subcontract	AMERICAN TYPE CULTURE COLLECTION	0178744- Galinski,Mary R	356,957	199,976	156,981	Research	New	Private	8/31/2016	01-SEP-16 - 31-AUG-18
28000-Yerkes Primate Center	821000- YRK: Emory Vaccine Center	0000038183	Biomarkers for Tuberculosis Diagnosis and Treatment Response	CRDF Global	0378001- Rengarajan,Jyothi	84,880	78,593	6,287	Research	New	Private	8/16/2016	01-JAN-17 - 31-DEC-17
28000-Yerkes Primate Center	821000- YRK: Emory Vaccine Center	0000038291	The role of Myd88 signaling in B cells during West Nile vir	NIH NATL INST OF ALLERGY AND INFECTIOUS	0399307- Suthar,Mehul S	267,750	150,000	117,750	Research	New	Federal	8/19/2016	01-APR-17 - 31-MAR-19
28000-Yerkes Primate Center	821000- YRK: Emory Vaccine Center	0000038319	Identification of transmitted viral determinants of HIV pathogenesis - II	AMER FOUNDATION FOR AIDS RESEARCH	0398903- Dilemia,Dario A	50,000	43,478	6,522	Training	New	Private	8/16/2016	01-OCT-16 - 30-SEP-17
28000-Yerkes Primate Center	821000- YRK: Emory Vaccine Center	0000038330	Impact of concurrent HIV and latent TB therapies on Mtb-specific immune function	TULANE UNIVERSITY	0378001- Rengarajan,Jyothi	357,082	200,046	157,036	Research	New	University	8/26/2016	01-APR-17 - 31-MAR-22
28000-Yerkes Primate Center	821000- YRK: Emory Vaccine Center	0000038537	VAMC IPA Jordan Valdez_David Weiss, PhD	US DEPT OF VETERAN AFFAIRS	1969313- Valdez,Jordan J	41,970	41,970	0	Research	New	Federal	8/30/2016	10-AUG-16 - 09-AUG-18
28000-Yerkes Primate Center	821100- YRK: Behav Neuro & Psych Dis	0000037962	Investigating the Role of Metabolic Stress in Major Depressive Disorder	NIH NATL INSTITUTE OF HEALTH	2084593- O'Flaherty,Brendan	62,060	62,060	0	Training	New	Federal	8/6/2016	01-APR-17 - 31-MAR-20
28000-Yerkes Primate Center	821200- YRK: Microbiology & Immunology	0000037264	Assessing the impact of immune checkpoint antagonists on persistent viral reservo	UNIVERSITY OF NORTH CAROLINA CHAPEL HILL	0357680- Paiardini,Mirko	346,560	194,151	152,409	Research	New	University	8/18/2016	01-AUG-16 - 31-DEC-16
28000-Yerkes Primate Center	821200- YRK: Microbiology & Immunology	0000038226	Effects of contraceptives on mucosal barrier integrity and HIV acquisition	UNIVERSITY OF WASHINGTON	0387823- Bosinger,Steven E	154,736	86,687	68,049	Research	New	University	8/26/2016	01-APR-18 - 31-MAR-22
28000-Yerkes Primate Center	821200- YRK: Microbiology & Immunology	0000038473	Limiting HIV establishment and maintenance by preserving intestinal immunity	UNIVERSITY OF NEBRASKA	0357680- Paiardini,Mirko	526,518	294,968	231,550	Research	New	University	8/26/2016	01-APR-17 - 31-MAR-22
28000-Yerkes Primate Center	821200- YRK: Microbiology & Immunology	0000038555	Zika Virus: Diagnostics and Pathogenesis	UNIVERSITY OF MIAMI	0161308- Silvestri,Guido	9,055	9,055	0	Research	Continuation	University	8/31/2016	01-JUN-16 - 30-NOV-16
28000-Yerkes	821300- YRK: NND- Neuroscience	0000038033	Transgenic Huntington's disease monkey resource	NIH NATL INSTITUTE OF HEALTH	0358984- Chan,Anthony Wing Sang	250,000	250,000	0	Research	Supplemental	Federal	8/18/2016	01-FEB-17 - 31-JAN-18

Emory University Proposal Statistics

Fiscal Year : 2016
 Period : 12

Operating Unit	Department	Proposal Id	Proposal Name	Agency Name	Principal Investigator	Total (\$)	Direct (\$)	Indirect (\$)	Purpose Type	Proposal Type	Sponsor Type	Submit Date	Proposal Period
Primate Center													
28000-Yerkes Primate Center	821300- YRK: NND-Neuroscience	0000038217	Evolution of oxytocin and vasopressin systems in the hominoid brain	L S B LEAKEY FOUNDATION	2093770- Rogers,Christina Noelle	13,420	13,420	0	Research	New	Private	8/10/2016	01-JUL-16 - 30-JUN-17
28000-Yerkes Primate Center	821400- YRK: Dev & Cog Neuroscience	0000038119	Early Maternal Care Modulates the Development of Adolescent Emotional Neurocircuit	NIH NATL INSTITUTE OF HEALTH	2156390- Morin,Elyse Louise	72,072	72,072	0	Training	New	Federal	8/8/2016	01-APR-17 - 31-MAR-20
28000-Yerkes Primate Center	821400- YRK: Dev & Cog Neuroscience	0000038266	Prophylactic Progesterone Treatment for Neonatal Anesthesia Neuroinflammation	NIH NATL INSTITUTE OF HEALTH	0350104- Lawrence,Jessica Raper	901,068	520,412	380,656	Research	New	Federal	8/16/2016	01-APR-17 - 31-MAR-22

Report Prompts

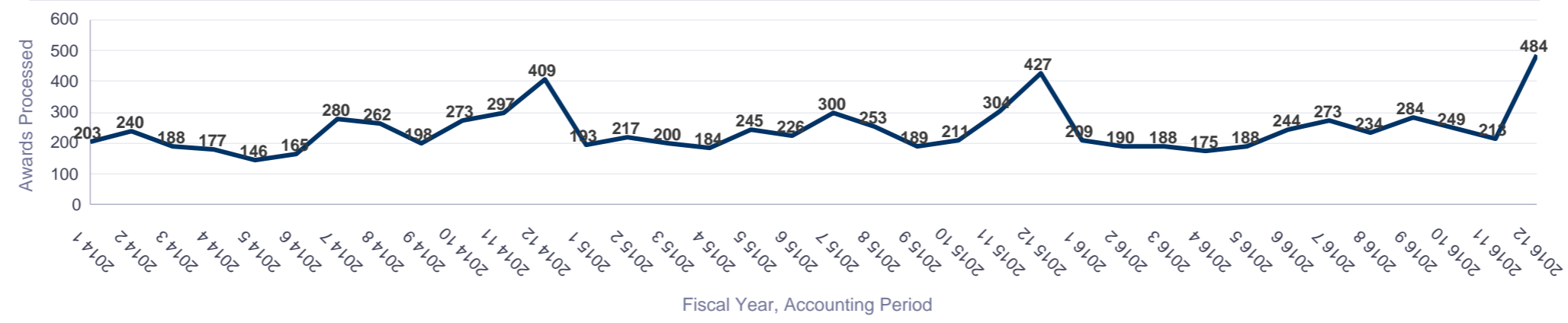
Fiscal Year 2016	Fund Group Sponsored Projects	Business Unit (All Column Values)	Principal Investigator (All Column Values)	Agency Name (All Column Values)
Accounting Period <= 12	Fund (All Column Values)	Operating Unit (All Column Values)	Award (All Column Values)	Project (All Column Values)
		Department (All Column Values)	Award Status (All Column Values)	Project Activity (All Column Values)
			Award Purpose (All Column Values)	

Emory University Award Statistics

Fiscal Year : 2016
Period : 12

Awards Processed

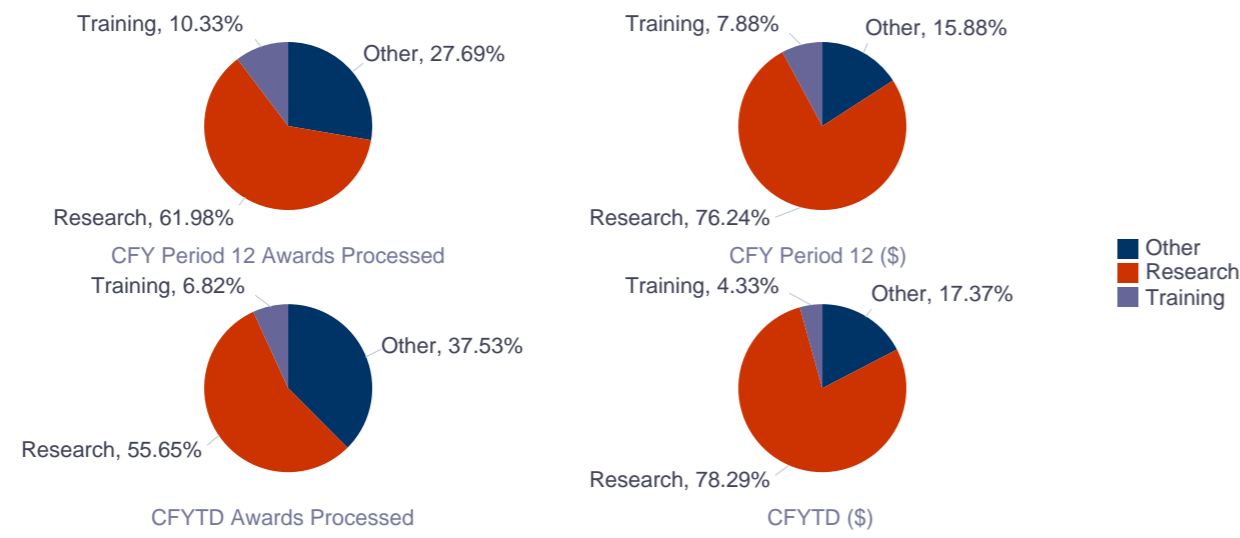
Awards Processed by Accounting Period



Awards Processed												Awards Processed																										
											2014												2015												2016	2016		
1	2	3	4	5	6	7	8	9	10	11	12	2014 Total	1	2	3	4	5	6	7	8	9	10	11	12	2015 Total	1	2	3	4	5	6	7	8	9	10	11	12	2016 Total
203	240	188	177	146	165	280	262	198	273	297	409	2838	193	217	200	184	245	226	300	253	189	211	304	427	2949	209	190	188	175	188	244	273	234	284	249	213	484	2931

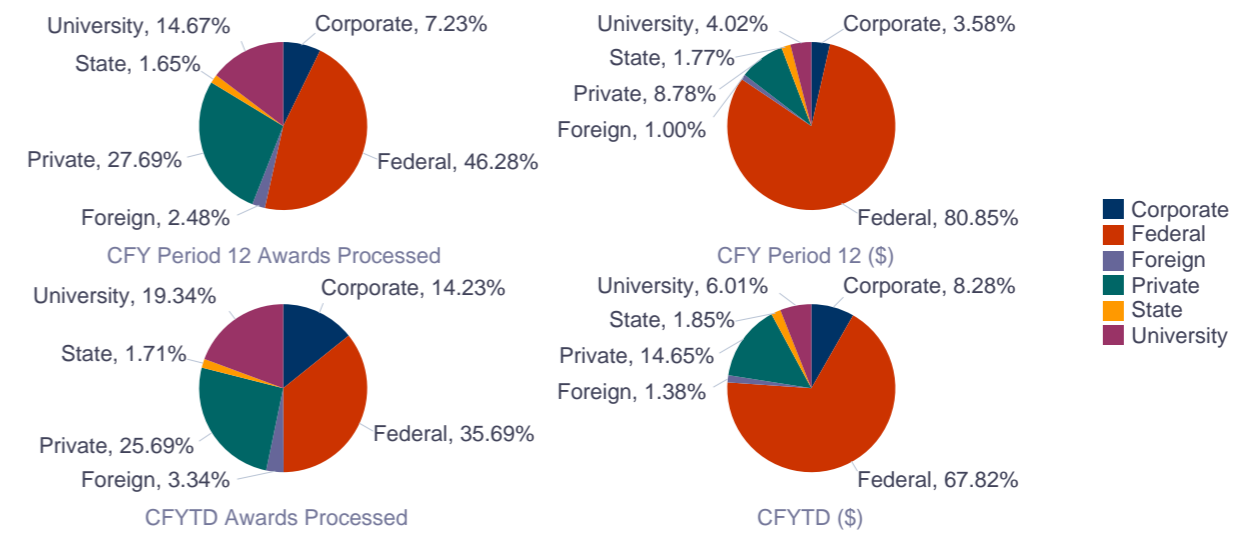
Statistic Summaries

Period 12, 2016 Awards by Purpose Type



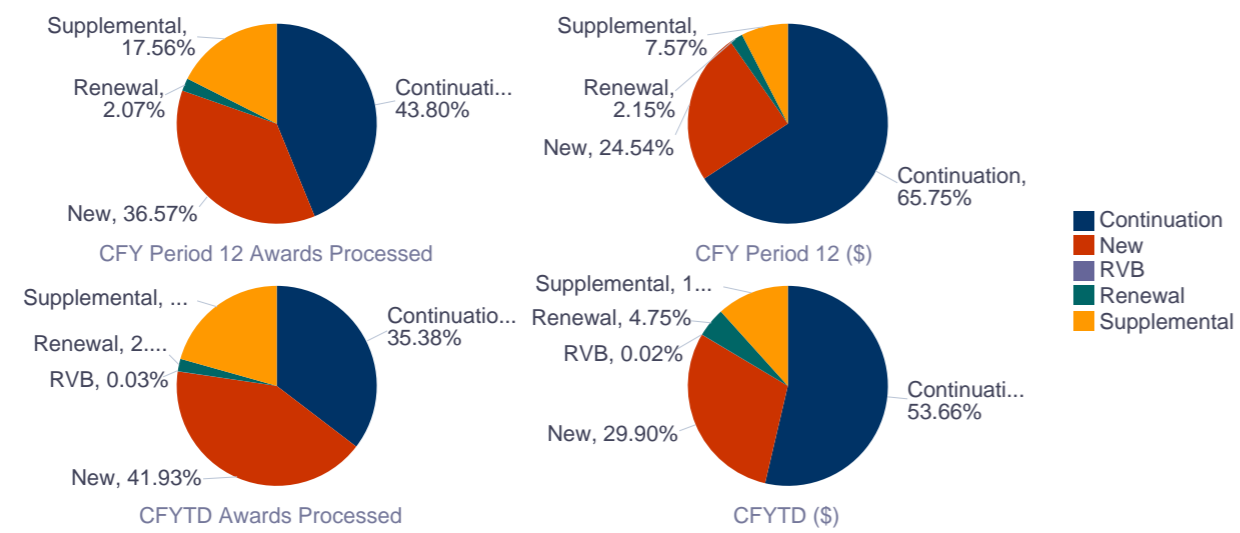
CFYTD	2016			
	CFY Period 12 Awards Processed	CFY Period 12 (\$)	CFYTD Awards Processed	CFYTD (\$)
Purpose Type				
Other	134	20,761,420	1100	99,831,317
Research	300	99,692,778	1631	449,865,578
Training	50	10,304,724	200	24,896,559
Grand Total	484	130,758,923	2931	574,593,454

Period 12, 2016 Awards by Sponsor Type



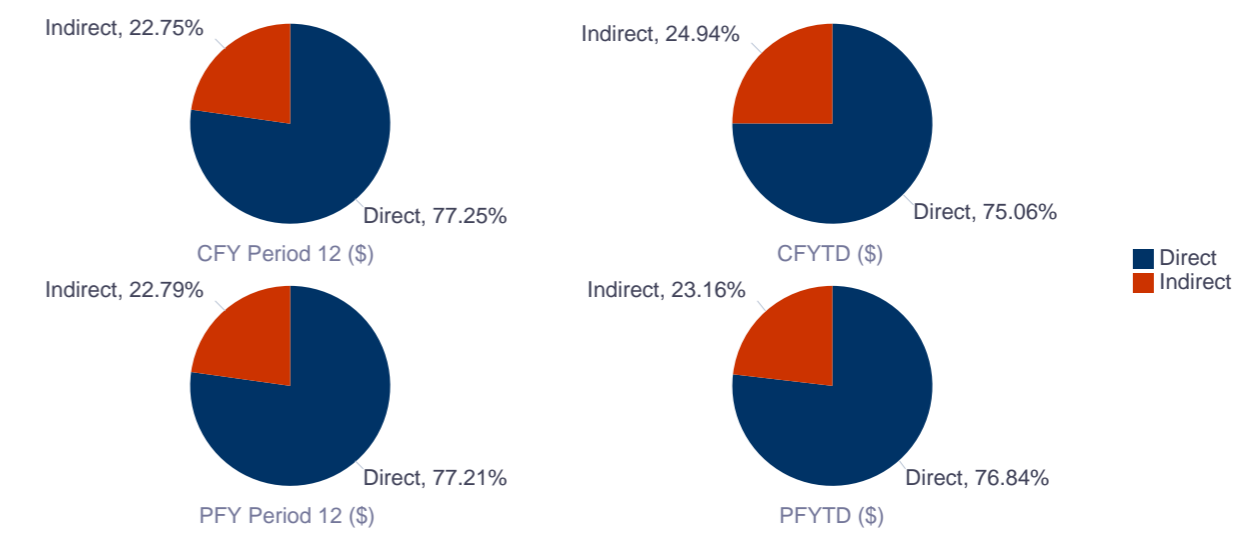
CFYTD	2016			
	CFY Period 12 Awards Processed	CFY Period 12 (\$)	CFYTD Awards Processed	CFYTD (\$)
Sponsor Type				
Corporate	35	4,674,880	417	47,571,054
Federal	224	105,717,982	1046	389,707,519
Foreign	12	1,314,122	98	7,942,772
Private	134	11,475,193	753	84,206,531
State	8	2,319,119	50	10,627,441
University	71	5,257,626	567	34,538,138
Grand Total	484	130,758,923	2931	574,593,454

Period 12, 2016 Awards by Proposal Type



CFYTD	2016			
	CFY Period 12 Awards Processed	CFY Period 12 (\$)	CFYTD Awards Processed	CFYTD (\$)
Proposal Type				
Continuation	212	85,968,617	1037	308,330,965
New	177	32,082,361	1229	171,777,918
RVB	0	0	1	117,123
Renewal	10	2,810,484	59	27,320,875
Supplemental	85	9,897,461	605	67,046,573
Grand Total	484	130,758,923	2931	574,593,454

Period 12, FYTD, PFYTD Awarded (\$)



Fiscal Year	2015		2016	
	Period 12 (\$)	FYTD (\$)	Period 12 (\$)	FYTD (\$)
Direct/Indirect				
Direct	86,072,805	439,837,964	101,006,836	431,270,559
Indirect	25,404,974	132,571,573	29,752,087	143,322,896
Grand Total	111,477,779	572,409,537	130,758,923	574,593,454

Emory University Award Statistics

Fiscal Year : 2016
 Period : 12

Summary

Fiscal Year	Period	Awards Processed	Direct (\$)	Indirect (\$)	Total (\$)
2016	PD 01 - September	209	26,143,248	8,753,790	34,897,038
	PD 02 - October	190	24,417,499	8,818,631	33,236,130
	PD 03 - November	188	21,382,003	8,279,017	29,661,019
	PD 04 - December	175	17,545,373	4,820,879	22,366,252
	PD 05 - January	188	19,981,510	6,882,847	26,864,357
	PD 06 - February	244	27,634,881	9,938,569	37,573,451
	PD 07 - March	273	32,141,297	9,510,867	41,652,164
	PD 08 - April	234	36,184,728	14,310,106	50,494,834
	PD 09 - May	284	40,196,698	14,219,228	54,415,926
	PD 10 - June	249	43,724,051	15,148,309	58,872,360
	PD 11 - July	213	40,912,435	12,888,567	53,801,002
	PD 12 - August	484	101,006,836	29,752,087	130,758,923
2016 Total		2931	431,270,559	143,322,896	574,593,454
2015	PD 01 - September	193	26,945,478	7,840,653	34,786,131
	PD 02 - October	217	25,559,077	7,966,769	33,525,845
	PD 03 - November	200	17,784,018	4,064,824	21,848,842
	PD 04 - December	184	23,672,439	6,557,378	30,229,817
	PD 05 - January	245	24,180,647	6,191,099	30,371,745
	PD 06 - February	226	24,015,922	7,125,193	31,141,115
	PD 07 - March	300	43,121,039	13,207,920	56,328,959
	PD 08 - April	253	36,685,235	12,799,873	49,485,108
	PD 09 - May	189	32,706,666	11,187,431	43,894,097
	PD 10 - June	211	43,417,888	12,147,349	55,565,238
	PD 11 - July	304	55,676,751	18,078,110	73,754,861
	PD 12 - August	427	86,072,805	25,404,974	111,477,779
2015 Total		2949	439,837,964	132,571,573	572,409,537
2014	PD 01 - September	203	31,747,104	10,480,927	42,228,031
	PD 02 - October	240	28,625,893	7,421,783	36,047,676
	PD 03 - November	188	16,895,658	5,075,611	21,971,269
	PD 04 - December	177	19,159,074	3,724,792	22,883,866
	PD 05 - January	146	23,527,846	6,463,375	29,991,221
	PD 06 - February	165	19,742,157	5,563,289	25,305,446
	PD 07 - March	280	27,045,953	9,822,754	36,868,707
	PD 08 - April	262	42,722,124	15,517,397	58,239,521
	PD 09 - May	198	26,298,724	9,863,186	36,161,910
	PD 10 - June	273	34,989,220	11,774,268	46,763,487
	PD 11 - July	297	42,329,671	12,478,545	54,808,216
	PD 12 - August	409	84,460,348	26,097,490	110,557,837
2014 Total		2838	397,543,772	124,283,417	521,827,189
Grand Total		8718	1,268,652,295	400,177,886	1,668,830,181

Emory University Award Statistics

Fiscal Year : 2016
Period : 12

12/15/2016

Purpose

Fiscal Year	Purpose Type	Period	Awards Processed	Direct (\$)	Indirect (\$)	Total (\$)	
2016	Other	PD 01 - September	89	5,973,948	1,475,345	7,449,293	
		PD 02 - October	88	5,943,613	1,355,281	7,298,894	
		PD 03 - November	66	3,405,404	994,865	4,400,269	
		PD 04 - December	94	7,551,569	1,593,760	9,145,329	
		PD 05 - January	91	6,386,401	1,771,564	8,157,966	
		PD 06 - February	102	5,812,654	1,575,256	7,387,910	
		PD 07 - March	115	5,979,222	1,317,029	7,296,251	
		PD 08 - April	81	5,889,318	1,810,724	7,700,042	
		PD 09 - May	91	4,343,647	1,154,598	5,498,245	
		PD 10 - June	74	7,051,920	1,397,917	8,449,837	
		PD 11 - July	75	5,012,389	1,273,471	6,285,861	
		PD 12 - August	134	17,465,555	3,295,865	20,761,420	
		Other Total			1100	80,815,641	19,015,677
	Research	PD 01 - September	108	19,540,470	7,264,624	26,805,094	
		PD 02 - October	95	17,922,559	7,432,099	25,354,658	
		PD 03 - November	113	17,375,951	7,226,947	24,602,897	
		PD 04 - December	77	9,821,085	3,221,001	13,042,086	
		PD 05 - January	93	13,419,137	5,109,832	18,528,968	
		PD 06 - February	121	21,249,797	8,324,686	29,574,483	
		PD 07 - March	140	23,340,922	7,864,135	31,205,058	
		PD 08 - April	142	29,543,129	12,471,433	42,014,562	
		PD 09 - May	177	34,721,551	13,044,256	47,765,807	
		PD 10 - June	154	34,268,610	13,613,320	47,881,930	
		PD 11 - July	111	31,992,005	11,405,251	43,397,256	
		PD 12 - August	300	73,674,747	26,018,031	99,692,778	
		Research Total			1631	326,869,964	122,995,614
	Training	PD 01 - September	12	628,830	13,821	642,651	
		PD 02 - October	7	551,327	31,251	582,578	
		PD 03 - November	9	600,648	57,205	657,853	
		PD 04 - December	4	172,719	6,118	178,837	
		PD 05 - January	4	175,972	1,451	177,423	
		PD 06 - February	21	572,430	38,627	611,057	
		PD 07 - March	18	2,821,152	329,703	3,150,855	
		PD 08 - April	11	752,281	27,949	780,230	
		PD 09 - May	16	1,131,499	20,374	1,151,873	
		PD 10 - June	21	2,403,521	137,072	2,540,593	
		PD 11 - July	27	3,908,041	209,844	4,117,885	
		PD 12 - August	50	9,866,534	438,190	10,304,724	
		Training Total			200	23,584,954	1,311,605
	2016 Total			2931	431,270,559	143,322,896	574,593,454
	2015	Other	PD 01 - September	65	4,849,333	1,211,919	6,061,252
			PD 02 - October	73	5,460,471	1,292,841	6,753,313
			PD 03 - November	101	6,208,467	1,467,609	7,676,076
PD 04 - December			78	5,369,571	1,694,120	7,063,691	
PD 05 - January			96	6,908,682	1,542,898	8,451,580	
PD 06 - February			92	7,792,538	1,757,907	9,550,445	
PD 07 - March			103	7,582,817	1,598,138	9,180,955	
PD 08 - April			98	8,690,364	1,870,404	10,560,768	
PD 09 - May			74	4,230,551	1,075,920	5,306,471	
PD 10 - June			85	5,381,421	1,290,011	6,671,432	
PD 11 - July			91	7,946,461	2,289,081	10,235,542	
PD 12 - August			104	15,846,805	2,595,198	18,442,003	
Other Total					1060	86,267,482	19,686,048
Research		PD 01 - September	107	20,121,133	6,526,838	26,647,971	
		PD 02 - October	133	19,268,235	6,627,589	25,895,824	
		PD 03 - November	92	11,076,934	2,595,394	13,672,328	
		PD 04 - December	100	17,960,077	4,827,192	22,787,269	
		PD 05 - January	136	16,735,576	4,645,831	21,381,407	
		PD 06 - February	120	15,695,008	5,339,412	21,034,420	
		PD 07 - March	172	33,797,640	11,547,158	45,344,798	
		PD 08 - April	140	27,458,426	10,914,772	38,373,198	
		PD 09 - May	98	25,131,882	9,918,158	35,050,039	
		PD 10 - June	106	35,973,178	10,794,550	46,767,728	
		PD 11 - July	180	39,750,412	14,665,910	54,416,322	
		PD 12 - August	273	64,216,316	22,507,599	86,723,916	
		Research Total			1657	327,184,818	110,910,404
Training		PD 01 - September	21	1,975,012	101,896	2,076,908	
		PD 02 - October	11	830,370	46,338	876,708	
		PD 03 - November	7	498,618	1,820	500,438	
		PD 04 - December	6	342,791	36,066	378,857	
		PD 05 - January	13	536,389	2,370	538,759	

Emory University Award Statistics

Fiscal Year : 2016
Period : 12

Fiscal Year	Purpose Type	Period	Awards Processed	Direct (\$)	Indirect (\$)	Total (\$)	
2015	Training	PD 06 - February	14	528,375	27,874	556,249	
		PD 07 - March	25	1,740,582	62,624	1,803,206	
		PD 08 - April	15	536,445	14,697	551,142	
		PD 09 - May	17	3,344,233	193,353	3,537,586	
		PD 10 - June	20	2,063,289	62,788	2,126,077	
		PD 11 - July	33	7,979,878	1,123,119	9,102,997	
		PD 12 - August	50	6,009,683	302,177	6,311,860	
		Training Total		232	26,385,665	1,975,122	28,360,787
2015 Total			2949	439,837,964	132,571,573	572,409,537	
2014	Other	PD 01 - September	78	5,195,666	1,771,537	6,967,202	
		PD 02 - October	101	5,795,584	1,279,343	7,074,927	
		PD 03 - November	95	3,628,969	864,198	4,493,167	
		PD 04 - December	63	3,857,462	873,337	4,730,799	
		PD 05 - January	59	6,786,059	1,989,648	8,775,707	
		PD 06 - February	66	3,889,659	864,795	4,754,454	
		PD 07 - March	97	4,404,328	1,115,155	5,519,483	
		PD 08 - April	88	3,824,094	911,264	4,735,358	
		PD 09 - May	79	4,262,129	817,935	5,080,064	
		PD 10 - June	77	4,428,254	1,001,289	5,429,543	
		PD 11 - July	92	5,626,908	1,144,198	6,771,107	
		PD 12 - August	104	16,600,994	2,605,446	19,206,440	
		Other Total		999	68,300,107	15,238,145	83,538,251
		Research	PD 01 - September	105	25,204,448	8,628,553	33,833,001
			PD 02 - October	122	21,256,474	6,070,288	27,326,762
			PD 03 - November	89	13,052,225	4,202,830	17,255,056
			PD 04 - December	104	14,862,474	2,827,087	17,689,561
			PD 05 - January	78	11,019,266	3,422,177	14,441,443
			PD 06 - February	83	14,425,997	4,641,139	19,067,136
			PD 07 - March	164	21,477,787	8,663,689	30,141,476
			PD 08 - April	161	38,322,069	14,588,676	52,910,745
			PD 09 - May	110	21,316,108	9,016,361	30,332,469
			PD 10 - June	174	28,882,702	10,696,652	39,579,354
			PD 11 - July	167	29,150,636	10,971,040	40,121,676
			PD 12 - August	261	62,782,778	23,313,100	86,095,878
			Research Total	1618	301,752,964	107,041,594	408,794,558
		Training	PD 01 - September	20	1,346,991	80,837	1,427,828
			PD 02 - October	17	1,573,835	72,152	1,645,987
			PD 03 - November	4	214,463	8,583	223,046
			PD 04 - December	10	439,138	24,368	463,506
			PD 05 - January	9	5,722,521	1,051,551	6,774,072
			PD 06 - February	16	1,426,501	57,355	1,483,856
			PD 07 - March	19	1,163,838	43,910	1,207,748
		PD 08 - April	13	575,961	17,457	593,418	
		PD 09 - May	9	720,487	28,890	749,377	
		PD 10 - June	22	1,678,264	76,326	1,754,590	
		PD 11 - July	38	7,552,127	363,306	7,915,433	
		PD 12 - August	44	5,076,575	178,944	5,255,519	
		Training Total	221	27,490,701	2,003,679	29,494,380	
2014 Total			2838	397,543,772	124,283,417	521,827,189	
Grand Total			8718	1,268,652,295	400,177,886	1,668,830,181	

Emory University Award Statistics

Fiscal Year : 2016
Period : 12

Sponsor

Fiscal Year	Sponsor Type	Period	Awards Processed	Direct (\$)	Indirect (\$)	Total (\$)
2016	Corporate	PD 01 - September	39	2,722,175	822,072	3,544,248
		PD 02 - October	36	2,604,675	853,421	3,458,096
		PD 03 - November	35	3,804,829	1,298,291	5,103,119
		PD 04 - December	39	2,686,784	784,863	3,471,647
		PD 05 - January	42	3,019,642	1,197,506	4,217,148
		PD 06 - February	40	3,524,821	1,211,234	4,736,055
		PD 07 - March	46	4,297,022	1,453,270	5,750,292
		PD 08 - April	27	2,307,648	736,886	3,044,534
		PD 09 - May	33	1,604,232	431,698	2,035,930
		PD 10 - June	28	2,885,958	892,036	3,777,994
		PD 11 - July	17	2,843,689	913,422	3,757,111
		PD 12 - August	35	3,487,769	1,187,111	4,674,880
Corporate Total			417	35,789,244	11,781,810	47,571,054
2016	Federal	PD 01 - September	61	18,316,690	6,231,059	24,547,750
		PD 02 - October	45	13,820,568	5,740,373	19,560,941
		PD 03 - November	50	11,458,454	4,871,015	16,329,470
		PD 04 - December	27	6,093,608	2,174,240	8,267,848
		PD 05 - January	46	8,616,316	3,708,017	12,324,332
		PD 06 - February	81	13,625,988	6,652,585	20,278,573
		PD 07 - March	85	15,540,756	5,757,942	21,298,698
		PD 08 - April	107	28,615,292	12,229,883	40,845,175
		PD 09 - May	124	28,354,096	11,793,279	40,147,375
		PD 10 - June	104	32,652,980	12,954,785	45,607,765
		PD 11 - July	92	24,701,112	10,080,499	34,781,611
		PD 12 - August	224	80,852,594	24,865,388	105,717,982
Federal Total			1046	282,648,453	107,059,066	389,707,519
2016	Foreign	PD 01 - September	5	83,572	26,387	109,959
		PD 02 - October	6	362,300	107,874	470,174
		PD 03 - November	12	845,358	210,578	1,055,936
		PD 04 - December	11	788,119	171,871	959,990
		PD 05 - January	7	227,453	53,969	281,421
		PD 06 - February	8	353,529	82,820	436,349
		PD 07 - March	8	624,796	241,574	866,370
		PD 08 - April	8	572,184	203,087	775,271
		PD 09 - May	6	565,995	136,887	702,882
		PD 10 - June	9	711,435	120,502	831,937
		PD 11 - July	6	82,213	56,148	138,361
		PD 12 - August	12	1,191,511	122,611	1,314,122
Foreign Total			98	6,408,465	1,534,308	7,942,772
2016	Private	PD 01 - September	57	3,231,268	915,266	4,146,534
		PD 02 - October	51	3,414,868	1,016,128	4,430,996
		PD 03 - November	43	2,959,534	852,771	3,812,305
		PD 04 - December	51	6,001,393	956,003	6,957,396
		PD 05 - January	63	4,939,523	1,009,236	5,948,759
		PD 06 - February	60	7,731,927	1,138,989	8,870,916
		PD 07 - March	70	9,670,138	1,053,098	10,723,236
		PD 08 - April	54	3,002,954	662,371	3,665,325
		PD 09 - May	70	7,087,733	797,892	7,885,625
		PD 10 - June	56	4,611,615	501,729	5,113,343
		PD 11 - July	44	10,281,130	895,772	11,176,902
		PD 12 - August	134	9,705,172	1,770,022	11,475,193
Private Total			753	72,637,255	11,569,276	84,206,531
2016	State	PD 01 - September	4	150,550	29,262	179,812
		PD 02 - October	4	1,322,749	125,809	1,448,558
		PD 03 - November	5	276,153	13,965	290,118
		PD 04 - December	3	67,150	17,460	84,610
		PD 05 - January	4	2,376,182	527,814	2,903,996
		PD 06 - February	4	571,330	50,191	621,521
		PD 07 - March	4	176,131	30,535	206,666
		PD 08 - April	2	51,703	5,171	56,874
		PD 09 - May	2	192,328	38,199	230,527
		PD 10 - June	3	1,752,685	163,060	1,915,745
		PD 11 - July	7	339,931	29,964	369,895
		PD 12 - August	8	2,114,540	204,579	2,319,119
State Total			50	9,391,432	1,236,009	10,627,441
2016	University	PD 01 - September	43	1,638,992	729,743	2,368,735
		PD 02 - October	48	2,892,339	975,027	3,867,366
		PD 03 - November	43	2,037,675	1,032,397	3,070,072
		PD 04 - December	44	1,908,319	716,441	2,624,761
		PD 05 - January	26	802,395	386,305	1,188,700
		PD 06 - February	51	1,827,286	802,751	2,630,037

Emory University Award Statistics

Fiscal Year : 2016
Period : 12

Fiscal Year	Sponsor Type	Period	Awards Processed	Direct (\$)	Indirect (\$)	Total (\$)
2016	University	PD 07 - March	60	1,832,453	974,448	2,806,901
		PD 08 - April	36	1,634,947	472,708	2,107,655
		PD 09 - May	49	2,392,314	1,021,273	3,413,587
		PD 10 - June	49	1,109,378	516,198	1,625,576
		PD 11 - July	47	2,664,359	912,762	3,577,122
		PD 12 - August	71	3,655,251	1,602,376	5,257,626
	University Total		567	24,395,710	10,142,428	34,538,138
2016 Total		2931	431,270,559	143,322,896	574,593,454	
2015	Corporate	PD 01 - September	22	1,295,067	452,583	1,747,650
		PD 02 - October	37	3,162,742	1,175,944	4,338,686
		PD 03 - November	41	2,204,666	690,484	2,895,150
		PD 04 - December	33	1,574,437	697,008	2,271,445
		PD 05 - January	48	3,295,279	921,104	4,216,383
		PD 06 - February	20	3,467,291	1,057,599	4,524,891
		PD 07 - March	37	3,252,305	1,018,364	4,270,670
		PD 08 - April	42	2,976,226	1,033,511	4,009,737
		PD 09 - May	29	2,996,731	819,171	3,815,902
		PD 10 - June	30	2,706,040	871,849	3,577,889
		PD 11 - July	36	2,755,294	1,027,121	3,782,415
		PD 12 - August	37	2,190,414	709,134	2,899,549
	Corporate Total		412	31,876,492	10,473,875	42,350,367
	Federal	PD 01 - September	73	19,669,752	5,753,288	25,423,039
		PD 02 - October	67	15,466,278	4,972,300	20,438,578
		PD 03 - November	35	3,729,517	914,130	4,643,647
		PD 04 - December	40	13,483,805	3,278,259	16,762,064
		PD 05 - January	61	9,970,348	3,400,943	13,371,291
		PD 06 - February	78	11,113,978	4,027,794	15,141,772
		PD 07 - March	119	30,879,012	10,630,519	41,509,531
		PD 08 - April	88	17,592,699	8,811,898	26,404,597
		PD 09 - May	76	24,821,565	8,958,678	33,780,243
		PD 10 - June	82	20,679,212	8,739,112	29,418,324
		PD 11 - July	129	41,842,478	14,834,656	56,677,134
		PD 12 - August	224	69,908,775	21,529,584	91,438,359
	Federal Total		1072	279,157,418	95,851,161	375,008,579
	Foreign	PD 01 - September	9	154,426	16,834	171,260
		PD 02 - October	10	461,050	118,559	579,609
		PD 03 - November	17	1,502,560	255,249	1,757,809
		PD 04 - December	6	266,587	74,882	341,468
		PD 05 - January	4	609,959	130,158	740,117
		PD 06 - February	10	1,539,131	266,640	1,805,771
		PD 07 - March	9	337,380	127,236	464,616
		PD 08 - April	13	3,249,679	448,600	3,698,280
		PD 09 - May	7	305,445	47,443	352,888
		PD 10 - June	5	195,079	76,048	271,127
		PD 11 - July	10	919,848	213,250	1,133,098
		PD 12 - August	7	345,971	72,436	418,407
	Foreign Total		107	9,887,114	1,847,336	11,734,450
	Private	PD 01 - September	37	3,225,153	593,994	3,819,147
		PD 02 - October	48	2,844,336	397,506	3,241,842
		PD 03 - November	62	7,393,063	873,778	8,266,842
		PD 04 - December	61	5,704,839	1,561,887	7,266,726
		PD 05 - January	81	8,135,594	1,059,288	9,194,882
		PD 06 - February	67	4,982,267	514,212	5,496,479
		PD 07 - March	77	6,089,262	644,720	6,733,982
		PD 08 - April	59	9,407,837	1,390,903	10,798,740
PD 09 - May		47	3,669,857	941,745	4,611,602	
PD 10 - June		44	17,496,414	1,639,808	19,136,221	
PD 11 - July		77	6,242,560	847,715	7,090,275	
PD 12 - August		85	9,404,057	1,500,556	10,904,613	
Private Total		745	84,595,238	11,966,112	96,561,351	
State	PD 01 - September	3	74,141	14,950	89,091	
	PD 02 - October	3	319,725	23,840	343,565	
	PD 03 - November	3	185,723	18,572	204,295	
	PD 04 - December	4	758,863	43,387	802,250	
	PD 06 - February	3	116,442	19,557	135,999	
	PD 07 - March	3	718,723	119,874	838,597	
	PD 08 - April	5	794,935	77,704	872,639	
	PD 09 - May	2	22,800	1,200	24,000	
	PD 10 - June	3	287,679	41,190	328,869	
	PD 11 - July	4	1,433,386	144,739	1,578,125	
	PD 12 - August	5	1,224,342	109,438	1,333,780	
	State Total		38	5,936,759	614,451	6,551,210

Emory University Award Statistics

Fiscal Year : 2016
Period : 12

Fiscal Year	Sponsor Type	Period	Awards Processed	Direct (\$)	Indirect (\$)	Total (\$)
2015	University	PD 01 - September	49	2,526,940	1,009,004	3,535,944
		PD 02 - October	52	3,304,947	1,278,619	4,583,565
		PD 03 - November	42	2,768,490	1,312,609	4,081,099
		PD 04 - December	40	1,883,907	901,956	2,785,864
		PD 05 - January	51	2,169,468	679,605	2,849,072
		PD 06 - February	48	2,796,812	1,239,391	4,036,203
		PD 07 - March	55	1,844,357	667,207	2,511,564
		PD 08 - April	46	2,663,859	1,037,257	3,701,115
		PD 09 - May	28	890,268	419,194	1,309,462
		PD 10 - June	47	2,053,464	779,343	2,832,807
		PD 11 - July	48	2,483,185	1,010,629	3,493,814
		PD 12 - August	69	2,999,245	1,483,826	4,483,071
			University Total		575	28,384,942
2015 Total			2949	439,837,964	132,571,573	572,409,537
2014	Corporate	PD 01 - September	31	1,586,543	626,621	2,213,165
		PD 02 - October	40	2,735,280	973,920	3,709,200
		PD 03 - November	35	2,323,611	766,274	3,089,885
		PD 04 - December	28	2,493,048	838,139	3,331,187
		PD 05 - January	21	3,636,422	1,269,717	4,906,139
		PD 06 - February	34	2,331,610	715,387	3,046,997
		PD 07 - March	30	2,522,400	885,285	3,407,685
		PD 08 - April	28	2,192,511	633,434	2,825,945
		PD 09 - May	27	1,940,597	566,299	2,506,896
		PD 10 - June	27	1,961,466	751,664	2,713,130
		PD 11 - July	33	2,821,819	814,678	3,636,497
		PD 12 - August	30	3,986,269	930,282	4,916,551
			Corporate Total		364	30,531,577
Federal	PD 01 - September	71	22,787,405	8,571,860	31,359,265	
	PD 02 - October	67	20,140,546	4,947,701	25,088,247	
	PD 03 - November	29	4,495,988	1,541,204	6,037,192	
	PD 04 - December	46	6,537,167	1,779,052	8,316,219	
	PD 05 - January	38	9,023,252	2,914,630	11,937,882	
	PD 06 - February	52	8,131,783	3,431,806	11,563,589	
	PD 07 - March	115	17,338,870	7,258,989	24,597,860	
	PD 08 - April	112	31,533,298	13,250,792	44,784,090	
	PD 09 - May	78	19,740,005	8,649,950	28,389,955	
	PD 10 - June	133	27,089,804	9,793,234	36,883,038	
	PD 11 - July	127	31,444,236	10,145,957	41,590,193	
	PD 12 - August	202	63,981,776	21,939,564	85,921,340	
		Federal Total		1070	262,244,131	94,224,739
Foreign	PD 01 - September	7	683,716	167,275	850,991	
	PD 02 - October	7	651,608	96,184	747,792	
	PD 03 - November	9	2,226,103	323,720	2,549,823	
	PD 04 - December	7	261,139	44,678	305,816	
	PD 05 - January	10	5,924,901	1,164,034	7,088,934	
	PD 06 - February	7	511,507	150,729	662,236	
	PD 07 - March	10	440,172	163,816	603,989	
	PD 08 - April	9	1,384,625	192,350	1,576,975	
	PD 09 - May	8	387,330	59,092	446,422	
	PD 10 - June	5	368,014	106,001	474,015	
	PD 11 - July	6	221,023	75,258	296,281	
	PD 12 - August	11	2,763,426	338,533	3,101,959	
		Foreign Total		96	15,823,564	2,881,670
Private	PD 01 - September	55	4,828,197	549,353	5,377,550	
	PD 02 - October	56	2,060,338	420,479	2,480,816	
	PD 03 - November	63	3,730,850	633,785	4,364,635	
	PD 04 - December	65	8,036,122	602,214	8,638,336	
	PD 05 - January	45	3,650,572	612,499	4,263,071	
	PD 06 - February	51	7,110,897	662,817	7,773,714	
	PD 07 - March	59	4,145,767	514,280	4,660,047	
	PD 08 - April	63	5,027,484	823,153	5,850,636	
	PD 09 - May	46	3,481,299	322,557	3,803,855	
	PD 10 - June	59	2,677,921	304,151	2,982,073	
	PD 11 - July	70	4,946,766	506,964	5,453,731	
	PD 12 - August	101	9,646,738	1,627,789	11,274,526	
		Private Total		733	59,342,952	7,580,040
State	PD 01 - September	3	697,090	45,081	742,171	
	PD 02 - October	3	56,205	7,886	64,091	
	PD 03 - November	8	286,703	25,341	312,044	
	PD 04 - December	1	681,818	68,182	750,000	
	PD 05 - January	1	26,632	2,663	29,295	
	PD 06 - February	2	337,036	11,204	348,240	

Emory University Award Statistics

Fiscal Year : 2016
 Period : 12

Fiscal Year	Sponsor Type	Period	Awards Processed	Direct (\$)	Indirect (\$)	Total (\$)	
2014	State	PD 07 - March	6	464,581	44,060	508,641	
		PD 08 - April	1	454,530	45,453	499,983	
		PD 09 - May	1	75,000	0	75,000	
		PD 10 - June	7	1,050,043	91,582	1,141,625	
		PD 11 - July	8	1,025,762	113,719	1,139,481	
		PD 12 - August	4	1,526,424	139,105	1,665,529	
		State Total		45	6,681,823	594,276	7,276,099
	University	PD 01 - September	36	1,164,153	520,736	1,684,890	
		PD 02 - October	67	2,981,916	975,615	3,957,530	
		PD 03 - November	44	3,832,402	1,785,288	5,617,690	
		PD 04 - December	30	1,149,780	392,528	1,542,308	
		PD 05 - January	31	1,266,068	499,832	1,765,900	
		PD 06 - February	19	1,319,324	591,346	1,910,670	
		PD 07 - March	60	2,134,163	956,323	3,090,485	
		PD 08 - April	49	2,129,676	572,216	2,701,891	
		PD 09 - May	38	674,494	265,288	939,782	
		PD 10 - June	42	1,841,971	727,635	2,569,607	
		PD 11 - July	53	1,870,065	821,968	2,692,033	
		PD 12 - August	61	2,555,714	1,122,217	3,677,932	
			University Total		530	22,919,726	9,230,991
	2014 Total		2838	397,543,772	124,283,417	521,827,189	
	Grand Total		8718	1,268,652,295	400,177,886	1,668,830,181	

Emory University Award Statistics

Fiscal Year : 2016
Period : 12

12/15/2016

Proposal Type

Fiscal Year	Proposal Type	Period	Awards Processed	Direct (\$)	Indirect (\$)	Total (\$)	
2016	Continuation	PD 01 - September	58	10,650,039	3,370,125	14,020,164	
		PD 02 - October	44	6,805,988	2,070,920	8,876,908	
		PD 03 - November	75	6,116,744	2,445,927	8,562,671	
		PD 04 - December	39	5,849,203	1,552,040	7,401,243	
		PD 05 - January	49	7,308,435	2,503,927	9,812,362	
		PD 06 - February	75	16,568,254	5,911,618	22,479,872	
		PD 07 - March	76	9,915,115	3,789,270	13,704,385	
		PD 08 - April	105	27,151,454	11,507,650	38,659,104	
		PD 09 - May	108	24,981,605	9,342,400	34,324,005	
		PD 10 - June	115	26,310,228	9,567,836	35,878,064	
		PD 11 - July	81	22,346,773	6,296,797	28,643,570	
		PD 12 - August	212	66,861,237	19,107,380	85,968,617	
		Continuation Total			1037	230,865,075	77,465,890
	New	PD 01 - September	100	11,316,609	4,137,713	15,454,322	
		PD 02 - October	94	13,921,959	5,661,998	19,583,957	
		PD 03 - November	77	11,805,671	4,546,246	16,351,916	
		PD 04 - December	93	7,809,250	1,662,198	9,471,447	
		PD 05 - January	96	9,021,513	3,270,035	12,291,548	
		PD 06 - February	96	6,287,360	2,154,079	8,441,439	
		PD 07 - March	128	11,540,002	3,543,041	15,083,043	
		PD 08 - April	79	5,468,803	1,702,750	7,171,554	
		PD 09 - May	123	10,690,620	3,099,499	13,790,118	
		PD 10 - June	88	3,647,151	1,004,229	4,651,380	
		PD 11 - July	78	12,156,391	5,248,441	17,404,832	
		PD 12 - August	177	24,028,773	8,053,588	32,082,361	
		New Total			1229	127,694,101	44,083,817
	RVB	PD 04 - December	1	76,190	40,933	117,123	
	RVB Total			1	76,190	40,933	117,123
	Renewal	PD 01 - September	5	1,312,080	209,098	1,521,178	
		PD 02 - October	6	1,199,749	317,439	1,517,188	
		PD 03 - November	3	175,466	97,226	272,692	
		PD 04 - December	4	513,997	157,871	671,868	
		PD 05 - January	3	619,473	39,448	658,921	
		PD 06 - February	5	621,416	512,103	1,133,519	
		PD 07 - March	4	655,873	379,712	1,035,585	
		PD 08 - April	2	236,716	53,254	289,970	
		PD 09 - May	7	1,607,917	879,151	2,487,068	
PD 10 - June		4	10,221,379	3,411,829	13,633,208		
PD 11 - July		6	1,193,826	95,368	1,289,194		
PD 12 - August		10	2,292,903	517,581	2,810,484		
Renewal Total				59	20,650,795	6,670,080	27,320,875
Supplemental	PD 01 - September	46	2,864,520	1,036,854	3,901,374		
	PD 02 - October	46	2,489,803	768,273	3,258,077		
	PD 03 - November	33	3,284,122	1,189,618	4,473,739		
	PD 04 - December	38	3,296,733	1,407,838	4,704,571		
	PD 05 - January	40	3,032,089	1,069,437	4,101,526		
	PD 06 - February	68	4,157,851	1,360,769	5,518,621		
	PD 07 - March	65	10,030,306	1,798,844	11,829,151		
	PD 08 - April	48	3,327,755	1,046,452	4,374,206		
	PD 09 - May	46	2,916,556	898,178	3,814,734		
	PD 10 - June	42	3,545,293	1,164,415	4,709,707		
	PD 11 - July	48	5,215,445	1,247,961	6,463,406		
	PD 12 - August	85	7,823,923	2,073,538	9,897,461		
	Supplemental Total			605	51,984,397	15,062,176	67,046,573
2016 Total			2931	431,270,559	143,322,896	574,593,454	
2015	Continuation	PD 01 - September	71	16,814,701	5,055,349	21,870,050	
		PD 02 - October	60	8,735,491	2,051,969	10,787,460	
		PD 03 - November	53	5,659,495	1,606,405	7,265,900	
		PD 04 - December	46	4,660,913	1,849,949	6,510,862	
		PD 05 - January	91	13,182,541	3,396,977	16,579,518	
		PD 06 - February	66	8,817,002	3,244,673	12,061,675	
		PD 07 - March	120	23,060,415	9,323,392	32,383,807	
		PD 08 - April	82	19,687,487	7,702,055	27,389,542	
		PD 09 - May	64	22,748,827	7,553,455	30,302,283	
		PD 10 - June	73	14,019,913	5,940,668	19,960,581	
		PD 11 - July	128	28,214,776	9,215,772	37,430,548	
		PD 12 - August	189	54,107,880	17,192,565	71,300,445	
		Continuation Total			1043	219,709,441	74,133,228
	New	PD 01 - September	79	7,081,683	1,671,679	8,753,362	
		PD 02 - October	112	11,772,166	4,164,355	15,936,521	
		PD 03 - November	91	7,092,567	1,289,599	8,382,166	

Emory University Award Statistics

Fiscal Year : 2016
Period : 12

Fiscal Year	Proposal Type	Period	Awards Processed	Direct (\$)	Indirect (\$)	Total (\$)	
2015	New	PD 04 - December	96	9,108,238	3,090,105	12,198,343	
		PD 05 - January	113	8,479,368	1,955,397	10,434,765	
		PD 06 - February	85	9,615,465	2,126,644	11,742,109	
		PD 07 - March	105	6,973,759	1,857,038	8,830,797	
		PD 08 - April	105	7,229,874	2,894,841	10,124,715	
		PD 09 - May	84	6,634,849	2,514,784	9,149,633	
		PD 10 - June	85	21,419,214	4,084,958	25,504,172	
		PD 11 - July	107	17,648,100	5,628,926	23,277,026	
		PD 12 - August	149	18,451,042	4,381,298	22,832,340	
		New Total		1211	131,506,325	35,659,624	167,165,949
		Renewal	PD 01 - September	6	527,808	162,518	690,326
			PD 02 - October	9	2,326,318	763,003	3,089,321
	PD 03 - November		6	724,380	124,673	849,053	
	PD 04 - December		9	1,474,694	405,103	1,879,797	
	PD 05 - January		2	68,280	17,328	85,608	
	PD 06 - February		11	2,117,860	647,584	2,765,444	
	PD 07 - March		8	2,039,674	519,351	2,559,025	
	PD 08 - April		15	5,627,800	1,232,407	6,860,207	
	PD 09 - May		3	377,278	85,149	462,427	
	PD 10 - June		7	3,304,732	1,035,304	4,340,036	
	PD 11 - July		14	5,605,487	2,373,988	7,979,475	
	PD 12 - August		19	7,722,458	2,076,052	9,798,510	
	Renewal Total		109	31,916,769	9,442,460	41,359,229	
	Supplemental	PD 01 - September	37	2,521,286	951,107	3,472,394	
		PD 02 - October	36	2,725,102	987,442	3,712,543	
		PD 03 - November	50	4,307,577	1,044,146	5,351,723	
		PD 04 - December	33	8,428,594	1,212,222	9,640,816	
		PD 05 - January	39	2,450,458	821,397	3,271,855	
		PD 06 - February	64	3,465,595	1,106,292	4,571,887	
		PD 07 - March	67	11,047,191	1,508,140	12,555,330	
		PD 08 - April	51	4,140,074	970,570	5,110,644	
		PD 09 - May	38	2,945,711	1,034,043	3,979,754	
		PD 10 - June	46	4,674,029	1,086,419	5,760,449	
PD 11 - July		55	4,208,388	859,424	5,067,812		
PD 12 - August		70	5,791,425	1,755,059	7,546,484		
Supplemental Total		586	56,705,429	13,336,261	70,041,690		
2015 Total		2949	439,837,964	132,571,573	572,409,537		
2014	Continuation	PD 01 - September	70	20,070,178	7,512,091	27,582,269	
		PD 02 - October	61	10,588,612	2,074,326	12,662,938	
		PD 03 - November	46	7,892,927	2,919,719	10,812,645	
		PD 04 - December	73	9,624,948	2,125,772	11,750,720	
		PD 05 - January	54	9,303,623	2,981,657	12,285,280	
		PD 06 - February	49	7,616,145	2,831,615	10,447,760	
		PD 07 - March	111	17,759,289	7,074,209	24,833,498	
		PD 08 - April	100	26,049,248	9,720,706	35,769,954	
		PD 09 - May	67	14,386,485	5,633,486	20,019,971	
		PD 10 - June	101	18,114,377	6,208,294	24,322,671	
		PD 11 - July	118	26,227,251	7,715,078	33,942,329	
		PD 12 - August	167	53,403,510	17,220,638	70,624,148	
	Continuation Total		1017	221,036,593	74,017,591	295,054,183	
	New	PD 01 - September	86	8,811,491	2,186,479	10,997,970	
		PD 02 - October	107	13,707,559	3,811,255	17,518,814	
		PD 03 - November	84	6,203,455	1,272,517	7,475,972	
		PD 04 - December	73	4,440,117	802,580	5,242,697	
		PD 05 - January	53	5,032,576	1,276,159	6,308,735	
		PD 06 - February	82	6,449,704	1,527,615	7,977,319	
		PD 07 - March	101	5,303,783	1,379,624	6,683,407	
		PD 08 - April	98	12,876,242	4,748,097	17,624,339	
		PD 09 - May	62	3,268,817	1,436,809	4,705,626	
		PD 10 - June	110	12,173,554	3,732,885	15,906,439	
		PD 11 - July	114	10,630,194	3,189,446	13,819,640	
		PD 12 - August	175	23,517,616	6,401,966	29,919,582	
	New Total		1145	112,415,108	31,765,432	144,180,540	
	RVB	PD 11 - July	1	50,799	0	50,799	
	RVB Total		1	50,799	0	50,799	
	Renewal	PD 01 - September	3	603,211	173,451	776,662	
		PD 02 - October	7	555,517	358,493	914,010	
		PD 03 - November	5	391,770	28,094	419,864	
		PD 04 - December	2	66,151	6,615	72,766	
		PD 05 - January	6	6,904,661	1,493,729	8,398,390	
PD 06 - February		15	3,644,891	596,970	4,241,861		
PD 07 - March		3	380,402	116,827	497,229		

Emory University Award Statistics

Fiscal Year : 2016
 Period : 12

Fiscal Year	Proposal Type	Period	Awards Processed	Direct (\$)	Indirect (\$)	Total (\$)		
2014	Renewal	PD 08 - April	5	489,950	60,574	550,524		
		PD 09 - May	6	4,144,264	1,015,058	5,159,322		
		PD 10 - June	9	2,173,567	939,892	3,113,459		
		PD 11 - July	9	2,024,209	496,369	2,520,578		
		PD 12 - August	9	1,863,877	576,910	2,440,787		
		Renewal Total		79	23,242,470	5,862,982	29,105,452	
	Supplemental	PD 01 - September	44	2,262,224	608,906	2,871,131		
		PD 02 - October	65	3,774,206	1,177,709	4,951,915		
		PD 03 - November	53	2,407,506	855,282	3,262,788		
		PD 04 - December	29	5,027,858	789,825	5,817,683		
		PD 05 - January	33	2,286,986	711,831	2,998,816		
		PD 06 - February	19	2,031,417	607,089	2,638,506		
		PD 07 - March	65	3,602,479	1,252,094	4,854,573		
		PD 08 - April	59	3,306,685	988,020	4,294,704		
		PD 09 - May	63	4,499,158	1,777,833	6,276,991		
		PD 10 - June	53	2,527,722	893,197	3,420,918		
		PD 11 - July	55	3,397,217	1,077,652	4,474,869		
		PD 12 - August	58	5,675,345	1,897,976	7,573,321		
			Supplemental Total		596	40,798,803	12,637,412	53,436,216
			2014 Total		2838	397,543,772	124,283,417	521,827,189
	Grand Total		8718	1,268,652,295	400,177,886	1,668,830,181		

Emory University Award Statistics

Fiscal Year : 2016
Period : 12

12/15/2016

Operating Unit

Fiscal Year	Operating Unit	Period	Awards Processed	Direct (\$)	Indirect (\$)	Total (\$)
2016	10000- Emory College	PD 01 - September	11	2,836,823	333,042	3,169,865
		PD 02 - October	2	66,962	7,611	74,573
		PD 03 - November	6	1,048,183	505,008	1,553,191
		PD 04 - December	6	609,477	301,274	910,751
		PD 05 - January	5	830,082	90,003	920,085
		PD 06 - February	12	1,290,663	506,307	1,796,970
		PD 07 - March	20	1,846,583	583,784	2,430,367
		PD 08 - April	17	3,596,187	1,277,477	4,873,664
		PD 09 - May	12	1,575,151	686,890	2,262,041
		PD 10 - June	18	1,863,299	667,405	2,530,704
		PD 11 - July	10	1,119,717	530,276	1,649,993
		PD 12 - August	26	4,703,718	1,809,442	6,513,160
		10000- Emory College Total			145	21,386,845
11000- Graduate School of Arts & Scie	PD 02 - October	2	279,891	94,633	374,524	
	PD 03 - November	1	3,822	2,140	5,962	
	PD 04 - December	1	10,000	0	10,000	
	PD 08 - April	1	0	0	0	
	PD 09 - May	2	129,117	0	129,117	
	PD 12 - August	2	1,439,420	0	1,439,420	
11000- Graduate School of Arts & Scie Total			9	1,862,250	96,773	1,959,023
12000- Law School	PD 02 - October	1	20,000	0	20,000	
	PD 03 - November	1	66,000	0	66,000	
	PD 04 - December	1	90,000	0	90,000	
	PD 05 - January	3	332,000	0	332,000	
	PD 06 - February	1	100,000	0	100,000	
	PD 09 - May	1	30,000	0	30,000	
	PD 11 - July	2	125,972	9,222	135,194	
	PD 12 - August	1	52,000	0	52,000	
12000- Law School Total			11	815,972	9,222	825,194
14000- Candler School of Theology	PD 07 - March	1	95,545	9,554	105,099	
	PD 09 - May	1	550,426	55,043	605,469	
14000- Candler School of Theology Total			2	645,971	64,597	710,568
16000- Goizueta Business School	PD 04 - December	3	409,000	0	409,000	
	PD 06 - February	1	30,350	0	30,350	
	PD 09 - May	1	82,000	0	82,000	
	PD 10 - June	1	130,000	0	130,000	
16000- Goizueta Business School Total			6	651,350	0	651,350
20000- School of Medicine	PD 01 - September	155	16,544,647	5,028,191	21,572,838	
	PD 02 - October	134	18,107,150	7,037,135	25,144,285	
	PD 03 - November	140	10,735,154	3,797,794	14,532,947	
	PD 04 - December	132	10,669,915	3,085,410	13,755,325	
	PD 05 - January	144	14,268,457	5,126,378	19,394,835	
	PD 06 - February	179	12,655,207	4,576,816	17,232,024	
	PD 07 - March	200	17,375,173	5,003,734	22,378,907	
	PD 08 - April	170	24,441,092	8,827,363	33,268,455	
	PD 09 - May	205	24,903,240	8,940,059	33,843,298	
	PD 10 - June	180	24,779,923	7,856,565	32,636,488	
	PD 11 - July	161	18,897,037	5,612,640	24,509,677	
	PD 12 - August	338	70,730,026	19,048,658	89,778,684	
20000- School of Medicine Total			2138	264,107,021	83,940,742	348,047,763
22000- School of Public Health	PD 01 - September	21	958,621	229,446	1,188,067	
	PD 02 - October	36	3,789,777	544,005	4,333,782	
	PD 03 - November	38	9,512,979	3,975,526	13,488,505	
	PD 04 - December	22	2,913,756	482,647	3,396,403	
	PD 05 - January	21	1,693,360	624,180	2,317,540	
	PD 06 - February	26	8,062,380	1,460,109	9,522,489	
	PD 07 - March	29	9,121,206	1,583,539	10,704,745	
	PD 08 - April	30	3,730,879	1,171,139	4,902,018	
	PD 09 - May	36	5,335,773	1,308,449	6,644,222	
	PD 10 - June	33	7,425,323	2,821,509	10,246,832	
	PD 11 - July	21	10,448,071	1,478,149	11,926,220	
	PD 12 - August	70	12,434,298	3,681,941	16,116,239	
22000- School of Public Health Total			383	75,426,423	19,360,639	94,787,062
24000- School of Nursing	PD 01 - September	9	832,152	327,679	1,159,831	
	PD 02 - October	4	187,731	6,295	194,026	
	PD 03 - November	1	(18,135)	(1,451)	(19,586)	
	PD 04 - December	4	1,595,590	111,402	1,706,992	
	PD 05 - January	5	74,751	1,691	76,442	
	PD 06 - February	11	1,796,746	840,857	2,637,603	
	PD 07 - March	5	182,444	35,066	217,510	
	PD 08 - April	4	206,269	25,629	231,898	

Emory University Award Statistics

Fiscal Year : 2016
Period : 12

Fiscal Year	Operating Unit	Period	Awards Processed	Direct (\$)	Indirect (\$)	Total (\$)	
2016	24000- School of Nursing	PD 09 - May	6	872,312	403,728	1,276,040	
		PD 10 - June	10	1,552,326	469,972	2,022,298	
		PD 11 - July	8	2,486,160	449,462	2,935,622	
		PD 12 - August	8	2,077,314	616,957	2,694,271	
	24000- School of Nursing Total			75	11,845,660	3,287,287	15,132,947
	28000- Yerkes Primate Center	PD 01 - September	12	4,737,198	2,744,247	7,481,445	
		PD 02 - October	10	1,965,988	1,128,952	3,094,940	
		PD 04 - December	4	1,049,982	824,237	1,874,219	
		PD 05 - January	9	2,632,860	956,595	3,589,455	
		PD 06 - February	13	3,579,535	2,554,480	6,134,015	
		PD 07 - March	16	3,098,893	2,100,336	5,199,229	
		PD 08 - April	11	4,171,840	2,986,960	7,158,800	
		PD 09 - May	17	4,720,373	1,989,468	6,709,841	
		PD 10 - June	5	7,863,130	3,332,858	11,195,988	
		PD 11 - July	11	7,835,478	4,808,818	12,644,296	
		PD 12 - August	35	9,447,455	4,567,722	14,015,177	
		28000- Yerkes Primate Center Total			143	51,102,732	27,994,673
	60000- President	PD 04 - December	1	159,091	15,909	175,000	
	60000- President Total			1	159,091	15,909	175,000
	62000- EVP-Finance & Administration	PD 12 - August	1	0	0	0	
	62000- EVP-Finance & Administration Total			1	0	0	0
	65000- EVP-Academic Affairs	PD 01 - September	1	233,807	91,185	324,992	
		PD 03 - November	1	34,000	0	34,000	
		PD 07 - March	1	73,500	0	73,500	
		PD 09 - May	1	691,365	103,705	795,070	
		PD 10 - June	2	110,050	0	110,050	
		PD 12 - August	1	54,405	910	55,315	
65000- EVP-Academic Affairs Total			7	1,197,127	195,800	1,392,927	
68000- EVP-Health Affairs	PD 02 - October	1	0	0	0		
	PD 04 - December	1	38,562	0	38,562		
	PD 05 - January	1	150,000	84,000	234,000		
	PD 06 - February	1	120,000	0	120,000		
	PD 07 - March	1	347,953	194,854	542,807		
	PD 08 - April	1	38,461	21,538	59,999		
	PD 09 - May	2	1,306,941	731,887	2,038,828		
	PD 12 - August	2	68,200	26,456	94,656		
68000- EVP-Health Affairs Total			10	2,070,117	1,058,735	3,128,852	
2016 Total			2931	431,270,559	143,322,896	574,593,454	
2015	10000- Emory College	PD 01 - September	6	2,365,348	665,167	3,030,515	
		PD 02 - October	11	1,648,315	639,962	2,288,277	
		PD 03 - November	11	865,665	224,654	1,090,319	
		PD 04 - December	12	1,330,986	368,522	1,699,508	
		PD 05 - January	12	900,428	322,809	1,223,237	
		PD 06 - February	6	1,006,175	378,462	1,384,637	
		PD 07 - March	13	1,446,415	697,591	2,144,006	
		PD 08 - April	15	1,375,719	682,910	2,058,629	
		PD 09 - May	10	1,858,313	589,285	2,447,598	
		PD 10 - June	11	2,286,663	1,028,552	3,315,215	
		PD 11 - July	23	3,342,651	1,141,818	4,484,469	
		PD 12 - August	36	4,509,089	1,463,359	5,972,448	
	10000- Emory College Total			166	22,935,767	8,203,091	31,138,858
	11000- Graduate School of Arts & Scie	PD 01 - September	2	35,100	349	35,449	
		PD 02 - October	1	4,000	0	4,000	
		PD 07 - March	2	32,855	4,320	37,175	
		PD 08 - April	1	3,875	0	3,875	
		PD 09 - May	1	925,528	56,127	981,655	
		PD 10 - June	2	600,702	1,578	602,280	
		PD 11 - July	1	322,000	0	322,000	
		PD 12 - August	1	43,000	0	43,000	
	11000- Graduate School of Arts & Scie Total			11	1,967,060	62,374	2,029,434
	12000- Law School	PD 02 - October	1	55,000	0	55,000	
		PD 03 - November	1	47,818	4,782	52,600	
		PD 04 - December	1	100,000	0	100,000	
		PD 05 - January	3	171,000	0	171,000	
		PD 07 - March	1	64,800	0	64,800	
	12000- Law School Total			7	438,618	4,782	443,400
	14000- Candler School of Theology	PD 05 - January	1	454,545	45,455	500,000	
	14000- Candler School of Theology Total			1	454,545	45,455	500,000
	16000- Goizueta Business School	PD 01 - September	1	53,184	29,784	82,968	
		PD 04 - December	1	2,000	0	2,000	
		PD 12 - August	1	18,473	0	18,473	
16000- Goizueta Business School Total			3	73,657	29,784	103,441	

Emory University Award Statistics

Fiscal Year : 2016
Period : 12

12/15/2016

Fiscal Year	Operating Unit	Period	Awards Processed	Direct (\$)	Indirect (\$)	Total (\$)	
2015	18000- Oxford College	PD 06 - February	1	10,300	2,678	12,978	
	18000- Oxford College Total		1	10,300	2,678	12,978	
20000- School of Medicine		PD 01 - September	148	17,021,258	4,709,515	21,730,773	
		PD 02 - October	166	19,785,238	5,727,095	25,512,334	
		PD 03 - November	149	10,522,232	2,941,810	13,464,042	
		PD 04 - December	139	18,360,605	5,240,484	23,601,090	
		PD 05 - January	188	18,613,972	5,123,519	23,737,490	
		PD 06 - February	176	16,184,036	5,722,305	21,906,341	
		PD 07 - March	225	25,568,710	7,709,011	33,277,721	
		PD 08 - April	190	23,639,455	7,075,665	30,715,120	
		PD 09 - May	134	22,938,416	8,403,163	31,341,579	
		PD 10 - June	161	18,939,129	6,473,375	25,412,505	
		PD 11 - July	226	37,636,416	12,000,325	49,636,741	
		PD 12 - August	292	49,632,602	13,007,071	62,639,673	
		20000- School of Medicine Total		2194	278,842,070	84,133,339	362,975,409
		22000- School of Public Health		PD 01 - September	21	3,221,541	550,465
PD 02 - October	26			2,523,874	845,024	3,368,898	
PD 03 - November	22			4,583,447	755,380	5,338,827	
PD 04 - December	23			3,068,841	597,378	3,666,219	
PD 05 - January	27			2,805,646	423,303	3,228,949	
PD 06 - February	31			5,493,199	797,445	6,290,644	
PD 07 - March	26			8,826,724	1,301,234	10,127,958	
PD 08 - April	25			4,349,379	1,194,895	5,544,274	
PD 09 - May	31			5,107,037	1,164,949	6,271,986	
PD 10 - June	24			18,340,029	2,727,566	21,067,595	
PD 11 - July	28			3,457,746	919,659	4,377,405	
PD 12 - August	56			13,596,680	3,357,309	16,953,989	
22000- School of Public Health Total				340	75,374,144	14,634,607	90,008,751
24000- School of Nursing		PD 01 - September	4	657,613	216,812	874,425	
		PD 02 - October	5	35,621	0	35,621	
		PD 03 - November	11	1,026,605	22,608	1,049,213	
		PD 04 - December	4	297,440	11,045	308,485	
		PD 05 - January	5	199,859	38,598	238,457	
		PD 06 - February	5	713,176	(3,158)	710,018	
		PD 07 - March	6	379,759	28,733	408,492	
		PD 08 - April	6	2,570,228	283,709	2,853,937	
		PD 09 - May	5	866,907	351,177	1,218,084	
		PD 10 - June	3	102,464	20,980	123,444	
		PD 11 - July	15	3,454,788	1,153,477	4,608,265	
		PD 12 - August	9	1,642,354	203,093	1,845,447	
		24000- School of Nursing Total		78	11,946,814	2,327,074	14,273,888
28000- Yerkes Primate Center		PD 01 - September	8	3,439,812	1,653,972	5,093,784	
		PD 02 - October	7	1,507,028	754,687	2,261,715	
		PD 03 - November	6	738,251	115,590	853,841	
		PD 04 - December	3	433,056	339,949	773,005	
		PD 05 - January	5	360,197	237,415	597,612	
		PD 06 - February	5	559,616	227,461	787,077	
		PD 07 - March	21	5,936,663	3,146,840	9,083,503	
		PD 08 - April	14	3,719,651	2,992,192	6,711,843	
		PD 09 - May	7	777,489	542,627	1,320,116	
		PD 10 - June	10	3,148,901	1,895,298	5,044,199	
		PD 11 - July	10	7,310,663	2,862,831	10,173,494	
		PD 12 - August	28	16,533,060	7,363,789	23,896,849	
		28000- Yerkes Primate Center Total		124	44,464,387	22,132,651	66,597,038
62000- EVP-Finance & Administration	PD 11 - July	1	152,487	0	152,487		
62000- EVP-Finance & Administration Total		1	152,487	0	152,487		
65000- EVP-Academic Affairs		PD 01 - September	3	151,622	14,589	166,211	
		PD 06 - February	1	110,050	0	110,050	
		PD 07 - March	1	241,567	72,158	313,725	
		PD 09 - May	1	232,975	80,103	313,078	
		PD 12 - August	3	71,000	0	71,000	
65000- EVP-Academic Affairs Total		9	807,214	166,850	974,064		
68000- EVP-Health Affairs		PD 04 - December	1	79,510	0	79,510	
		PD 05 - January	4	675,000	0	675,000	
		PD 06 - February	1	(60,630)	0	(60,630)	
		PD 07 - March	5	623,546	248,033	871,579	
		PD 08 - April	2	1,026,928	570,502	1,597,430	
		PD 12 - August	1	26,547	10,353	36,900	
68000- EVP-Health Affairs Total		14	2,370,901	828,888	3,199,789		
2015 Total			2949	439,837,964	132,571,573	572,409,537	
2014	10000- Emory College	PD 01 - September	13	6,355,255	3,260,375	9,615,630	
		PD 02 - October	11	1,107,379	375,210	1,482,589	

Emory University Award Statistics

Fiscal Year : 2016
Period : 12

Fiscal Year	Operating Unit	Period	Awards Processed	Direct (\$)	Indirect (\$)	Total (\$)	
2014	10000- Emory College	PD 03 - November	4	316,261	155,247	471,508	
		PD 04 - December	7	838,444	97,314	935,758	
		PD 05 - January	4	232,539	39,032	271,571	
		PD 06 - February	6	915,613	166,386	1,081,999	
		PD 07 - March	18	2,305,475	779,528	3,085,003	
		PD 08 - April	9	1,112,993	393,847	1,506,840	
		PD 09 - May	15	1,484,274	549,541	2,033,815	
		PD 10 - June	21	1,627,057	777,868	2,404,925	
		PD 11 - July	24	3,158,702	959,530	4,118,232	
		PD 12 - August	37	4,932,809	1,812,743	6,745,552	
	10000- Emory College Total			169	24,386,802	9,366,621	33,753,423
	11000- Graduate School of Arts & Scie	PD 02 - October	2	643,864	33,700	677,564	
		PD 03 - November	1	255,467	125,648	381,115	
		PD 05 - January	1	2,000	0	2,000	
		PD 07 - March	2	30,125	1,180	31,305	
		PD 12 - August	5	1,689,412	140,528	1,829,940	
	11000- Graduate School of Arts & Scie Total			11	2,620,868	301,056	2,921,924
	12000- Law School	PD 02 - October	1	10,000	0	10,000	
		PD 03 - November	3	150,000	0	150,000	
		PD 04 - December	2	395,000	0	395,000	
		PD 06 - February	2	312,000	0	312,000	
		PD 07 - March	1	2,000	0	2,000	
		PD 09 - May	1	75,000	0	75,000	
		PD 10 - June	2	105,000	0	105,000	
		PD 12 - August	1	33,687	9,500	43,187	
	12000- Law School Total			13	1,082,687	9,500	1,092,187
	14000- Candler School of Theology	PD 05 - January	1	418,265	41,826	460,091	
		PD 07 - March	1	3,200	0	3,200	
		PD 12 - August	1	45,000	0	45,000	
	14000- Candler School of Theology Total			3	466,465	41,826	508,291
	16000- Goizueta Business School	PD 05 - January	1	113,105	31,896	145,001	
		PD 07 - March	1	100,000	0	100,000	
		PD 12 - August	1	18,525	10,374	28,899	
	16000- Goizueta Business School Total			3	231,630	42,270	273,900
	18000- Oxford College	PD 04 - December	1	9,738	2,532	12,270	
		PD 11 - July	1	12,000	0	12,000	
	18000- Oxford College Total			2	21,738	2,532	24,270
	20000- School of Medicine	PD 01 - September	149	18,425,652	4,829,998	23,255,650	
		PD 02 - October	174	20,781,796	5,281,949	26,063,746	
		PD 03 - November	141	8,404,282	2,604,922	11,009,204	
		PD 04 - December	121	13,713,391	2,535,446	16,248,838	
		PD 05 - January	111	13,197,401	4,049,720	17,247,121	
		PD 06 - February	122	11,812,384	3,536,199	15,348,583	
		PD 07 - March	218	20,836,877	7,443,487	28,280,364	
		PD 08 - April	196	20,211,324	6,849,120	27,060,443	
		PD 09 - May	143	17,913,895	6,203,580	24,117,475	
		PD 10 - June	185	22,131,585	7,210,106	29,341,690	
		PD 11 - July	203	27,194,491	6,933,360	34,127,851	
		PD 12 - August	275	54,010,926	14,562,431	68,573,357	
		20000- School of Medicine Total			2038	248,634,004	72,040,319
	22000- School of Public Health	PD 01 - September	28	2,545,693	559,815	3,105,508	
		PD 02 - October	39	3,300,436	1,141,944	4,442,380	
		PD 03 - November	27	4,682,672	1,412,368	6,095,040	
		PD 04 - December	24	2,144,758	683,291	2,828,049	
		PD 05 - January	22	8,981,481	1,969,379	10,950,860	
		PD 06 - February	21	3,482,062	588,406	4,070,468	
		PD 07 - March	25	1,995,456	403,762	2,399,218	
		PD 08 - April	44	7,798,690	2,140,550	9,939,240	
		PD 09 - May	25	2,931,789	805,758	3,737,547	
		PD 10 - June	36	6,838,603	1,980,762	8,819,365	
		PD 11 - July	41	4,847,582	1,731,542	6,579,124	
		PD 12 - August	50	7,606,910	2,456,032	10,062,941	
		22000- School of Public Health Total			382	57,156,131	15,873,609
	24000- School of Nursing	PD 01 - September	5	413,247	30,430	443,677	
		PD 02 - October	4	655,787	209,277	865,064	
		PD 03 - November	3	1,187,686	148,454	1,336,140	
		PD 04 - December	12	642,732	72,309	715,041	
		PD 05 - January	1	150,000	0	150,000	
		PD 06 - February	5	228,578	92,492	321,070	
		PD 07 - March	1	50,000	0	50,000	
		PD 08 - April	3	1,124,616	163,135	1,287,751	
		PD 09 - May	1	837,487	13,569	851,056	

Emory University Award Statistics

Fiscal Year : 2016
 Period : 12

Fiscal Year	Operating Unit	Period	Awards Processed	Direct (\$)	Indirect (\$)	Total (\$)		
2014	24000- School of Nursing	PD 10 - June	9	1,640,460	629,038	2,269,498		
		PD 11 - July	9	2,298,532	470,285	2,768,817		
		PD 12 - August	8	1,016,001	184,821	1,200,822		
	24000- School of Nursing Total		61	10,245,126	2,013,810	12,258,936		
28000- Yerkes Primate Center	28000- Yerkes Primate Center	PD 01 - September	6	4,007,257	1,800,309	5,807,566		
		PD 02 - October	7	2,099,703	369,201	2,468,904		
		PD 03 - November	9	1,899,290	628,972	2,528,262		
		PD 04 - December	4	289,249	110,030	399,279		
		PD 05 - January	5	433,055	331,522	764,577		
		PD 06 - February	9	2,991,520	1,179,806	4,171,326		
		PD 07 - March	11	1,693,820	1,194,797	2,888,617		
		PD 08 - April	9	11,612,881	5,488,239	17,101,120		
		PD 09 - May	11	2,999,695	2,268,917	5,268,612		
		PD 10 - June	19	2,478,670	1,176,494	3,655,164		
		PD 11 - July	17	4,468,880	2,188,361	6,657,241		
		PD 12 - August	28	14,812,701	6,846,362	21,659,063		
			28000- Yerkes Primate Center Total		135	49,786,721	23,583,010	73,369,731
		60000- President	60000- President	PD 04 - December	1	55,753	2,665	58,418
PD 12 - August	1			7,194	2,806	10,000		
	60000- President Total		2	62,947	5,471	68,418		
62000- EVP-Finance & Administration	62000- EVP-Finance & Administration	PD 12 - August	1	158,803	0	158,803		
	62000- EVP-Finance & Administration Total		1	158,803	0	158,803		
65000- EVP-Academic Affairs	65000- EVP-Academic Affairs	PD 01 - September	1	0	0	0		
		PD 02 - October	1	0	0	0		
		PD 07 - March	2	29,000	0	29,000		
	65000- EVP-Academic Affairs Total		4	29,000	0	29,000		
68000- EVP-Health Affairs	68000- EVP-Health Affairs	PD 01 - September	1	0	0	0		
		PD 02 - October	1	26,928	10,502	37,430		
		PD 04 - December	5	1,070,009	221,205	1,291,214		
		PD 08 - April	1	861,621	482,506	1,344,127		
		PD 09 - May	2	56,584	21,822	78,406		
		PD 10 - June	1	167,845	0	167,845		
		PD 11 - July	2	349,484	195,466	544,950		
PD 12 - August	1	128,380	71,893	200,273				
	68000- EVP-Health Affairs Total		14	2,660,851	1,003,393	3,664,244		
2014 Total			2838	397,543,772	124,283,417	521,827,189		
Grand Total			8718	1,268,652,295	400,177,886	1,668,830,181		

Emory University Award Statistics

Fiscal Year : 2016
Period : 12

Operating Unit - 3 Year

Operating Unit	Purpose Type	Direct/Indirect	FTYD Period	CFY	CFYTD (\$)	Variance (%)	PFY	PFYTD (\$)	Variance (%)	2YPFY	2YPFYTD (\$)	3 Year Average (%)
10000- Emory College	Other	Direct	<= 12	2016	987,160	(46%)	2015	1,811,461	657%	2014	239,411	306%
		Indirect	<= 12	2016	78,984	(52%)	2015	164,403	1,044%	2014	14,365	496%
	Other Total				1,066,144	(46%)		1,975,864	679%		253,776	316%
	Research	Direct	<= 12	2016	19,333,287	(2%)	2015	19,756,632	(10%)	2014	22,001,201	(6%)
		Indirect	<= 12	2016	7,194,877	(10%)	2015	7,965,466	(14%)	2014	9,311,886	(12%)
	Research Total				26,528,164	(4%)		27,722,098	(11%)		31,313,087	(8%)
	Training	Direct	<= 12	2016	1,066,398	(22%)	2015	1,367,674	(36%)	2014	2,146,190	(29%)
Indirect		<= 12	2016	24,658	(66%)	2015	73,222	81%	2014	40,370	8%	
Training Total				1,091,056	(24%)		1,440,896	(34%)		2,186,560	(29%)	
10000- Emory College Total				28,685,364	(8%)		31,138,858	(8%)		33,753,423	(8%)	
11000- Graduate School of Arts & Scie	Other	Direct	<= 12	2016	2,200	(45%)	2015	4,000	100%	2014	2,000	28%
		Other Total				2,200	(45%)		4,000	100%	2,000	28%
	Research	Direct	<= 12	2016	295,933	495%	2015	49,699	(91%)	2014	565,479	202%
		Indirect	<= 12	2016	96,773	1,449%	2015	6,247	(97%)	2014	222,128	676%
	Research Total				392,706	602%		55,946	(93%)		787,607	255%
	Training	Direct	<= 12	2016	1,564,117	(18%)	2015	1,913,361	(7%)	2014	2,053,389	(13%)
		Indirect	<= 12	2016	0	0%	2015	56,127	(29%)	2014	78,928	0%
Training Total				1,564,117	(21%)		1,969,488	(8%)		2,132,317	(14%)	
11000- Graduate School of Arts & Scie Total				1,959,023	(3%)		2,029,434	(31%)		2,921,924	(17%)	
12000- Law School	Other	Direct	<= 12	2016	535,972	22%	2015	438,618	(42%)	2014	762,687	(10%)
		Indirect	<= 12	2016	9,222	93%	2015	4,782	(50%)	2014	9,500	22%
	Other Total				545,194	23%		443,400	(43%)		772,187	(10%)
	Research	Direct	<= 12	2016	280,000	0%	2015	0	0%	2014	320,000	0%
Research Total					280,000	0%		0	0%		320,000	0%
12000- Law School Total				825,194	86%		443,400	(59%)		1,092,187	13%	
14000- Candler School of Theology	Other	Direct	<= 12	2016	95,545	(79%)	2015	454,545	8%	2014	421,465	(36%)
		Indirect	<= 12	2016	9,554	(79%)	2015	45,455	9%	2014	41,826	(35%)
	Other Total				105,099	(79%)		500,000	8%		463,291	(36%)
	Research	Direct	<= 12	2016	550,426	0%	2015	0	0%	2014	45,000	0%
		Indirect	<= 12	2016	55,043	0%	2015	0	0%	2014	0	0%
Research Total				605,469	0%		0	0%		45,000	0%	
14000- Candler School of Theology Total				710,568	42%		500,000	(2%)		508,291	20%	
16000- Goizueta Business School	Other	Direct	<= 12	2016	491,000	0%	2015	0	0%	2014	0	0%
		Other Total				491,000	0%		0	0%		0
	Research	Direct	<= 12	2016	160,350	118%	2015	73,657	(68%)	2014	231,630	25%
		Indirect	<= 12	2016	0	0%	2015	29,784	(30%)	2014	42,270	0%
Research Total				160,350	55%		103,441	(62%)		273,900	(4%)	
16000- Goizueta Business School Total				651,350	530%		103,441	(62%)		273,900	234%	
18000- Oxford College	Other	Direct	<= 12	2016	0	0%	2015	10,300	6%	2014	9,738	0%
		Indirect	<= 12	2016	0	0%	2015	2,678	6%	2014	2,532	0%
	Other Total				0	0%		12,978	6%		12,270	0%
	Training	Direct	<= 12	2016	0	0%	2015	0	0%	2014	12,000	0%
		Training Total				0	0%		0	0%		12,000
18000- Oxford College Total				0	0%		12,978	(47%)		24,270	0%	
20000- School of Medicine	Other	Direct	<= 12	2016	68,929,970	(4%)	2015	72,104,589	20%	2014	60,204,241	8%
		Indirect	<= 12	2016	17,053,020	(5%)	2015	17,998,276	26%	2014	14,302,921	10%
	Other Total				85,982,990	(5%)		90,102,865	21%		74,507,163	8%
	Research	Direct	<= 12	2016	179,262,077	(6%)	2015	190,500,775	8%	2014	176,243,075	1%
		Indirect	<= 12	2016	65,830,851	2%	2015	64,648,347	13%	2014	57,196,931	7%
Research Total				245,092,928	(4%)		255,149,122	9%		233,440,006	3%	

Emory University Award Statistics

Fiscal Year : 2016
Period : 12

Operating Unit	Purpose Type	Direct/Indirect	FTYD Period	CFY	CFYTD (\$)	Variance (%)	PFY	PFYTD (\$)	Variance (%)	2YPFY	2YPFYTD (\$)	3 Year Average (%)
20000- School of Medicine	Total											
	Training	Direct	<= 12	2016	15,914,974	(2%)	2015	16,236,705	33%	2014	12,186,687	16%
		Indirect	<= 12	2016	1,056,871	(29%)	2015	1,486,717	175%	2014	540,467	73%
	Training Total				16,971,845	(4%)		17,723,422	39%		12,727,154	18%
20000- School of Medicine Total				348,047,763	(4%)		362,975,409	13%		320,674,323	5%	
22000- School of Public Health	Other	Direct	<= 12	2016	6,164,290	(28%)	2015	8,614,886	149%	2014	3,453,270	61%
		Indirect	<= 12	2016	1,515,952	44%	2015	1,053,400	35%	2014	778,394	40%
	Other Total				7,680,242	(21%)		9,668,286	128%		4,231,663	54%
	Research	Direct	<= 12	2016	65,481,104	5%	2015	62,552,036	37%	2014	45,614,379	21%
		Indirect	<= 12	2016	17,662,813	32%	2015	13,339,372	(4%)	2014	13,908,363	14%
	Research Total				83,143,917	10%		75,891,408	27%		59,522,743	19%
	Training	Direct	<= 12	2016	3,781,029	(10%)	2015	4,207,222	(48%)	2014	8,088,482	(29%)
		Indirect	<= 12	2016	181,874	(25%)	2015	241,835	(80%)	2014	1,186,852	(52%)
Training Total				3,962,903	(11%)		4,449,057	(52%)		9,275,334	(31%)	
22000- School of Public Health Total				94,787,062	5%		90,008,751	23%		73,029,740	14%	
24000- School of Nursing	Other	Direct	<= 12	2016	2,526,901	227%	2015	772,155	500%	2014	128,605	364%
		Indirect	<= 12	2016	135,204	5%	2015	128,380	2,442%	2014	5,050	1,224%
	Other Total				2,662,105	196%		900,535	574%		133,655	385%
	Research	Direct	<= 12	2016	8,588,485	(8%)	2015	9,313,704	18%	2014	7,885,317	5%
		Indirect	<= 12	2016	3,119,744	48%	2015	2,108,786	11%	2014	1,891,974	30%
	Research Total				11,708,229	3%		11,422,490	17%		9,777,291	10%
	Training	Direct	<= 12	2016	730,274	(61%)	2015	1,860,955	(17%)	2014	2,231,204	(39%)
		Indirect	<= 12	2016	32,339	(64%)	2015	89,908	(23%)	2014	116,786	(44%)
Training Total				762,613	(61%)		1,950,863	(17%)		2,347,990	(39%)	
24000- School of Nursing Total				15,132,947	6%		14,273,888	16%		12,258,936	11%	
28000- Yerkes Primate Center	Other	Direct	<= 12	2016	528,538	(53%)	2015	1,128,918	(54%)	2014	2,453,730	(54%)
		Indirect	<= 12	2016	79,281	(32%)	2015	116,887	52%	2014	76,706	10%
	Other Total				607,819	(51%)		1,245,805	(51%)		2,530,436	(51%)
	Research	Direct	<= 12	2016	50,046,032	18%	2015	42,535,721	(9%)	2014	46,560,242	5%
		Indirect	<= 12	2016	27,899,529	27%	2015	21,988,451	(6%)	2014	23,466,028	10%
	Research Total				77,945,561	21%		64,524,172	(8%)		70,026,270	6%
	Training	Direct	<= 12	2016	528,162	(34%)	2015	799,748	3%	2014	772,749	(15%)
		Indirect	<= 12	2016	15,863	(42%)	2015	27,313	(32%)	2014	40,276	(37%)
Training Total				544,025	(34%)		827,061	2%		813,025	(16%)	
28000- Yerkes Primate Center Total				79,097,405	19%		66,597,038	(9%)		73,369,731	5%	
60000- President	Other	Direct	<= 12	2016	159,091	0%	2015	0	0%	2014	62,947	0%
		Indirect	<= 12	2016	15,909	0%	2015	0	0%	2014	5,471	0%
	Other Total				175,000	0%		0	0%		68,418	0%
60000- President Total				175,000	0%		0	0%		68,418	0%	
62000- EVP-Finance & Administration	Research	Direct	<= 12	2016	0	0%	2015	152,487	(4%)	2014	158,803	0%
	Research Total				0	0%		152,487	(4%)		158,803	0%
	Training	Direct	<= 12	2016	0	0%	2015	0	0%	2014	0	0%
		Indirect	<= 12	2016	0	0%	2015	0	0%	2014	0	0%
Training Total				0	0%		0	0%		0	0%	
62000- EVP-Finance & Administration Total				0	(100%)		152,487	(4%)		158,803	(52%)	
65000- EVP-Academic Affairs	Other	Direct	<= 12	2016	288,212	(45%)	2015	526,462	3,410%	2014	15,000	1,682%
		Indirect	<= 12	2016	92,095	(43%)	2015	161,434	0%	2014	0	0%
	Other Total				380,307	(45%)		687,896	4,486%		15,000	2,221%
	Research	Direct	<= 12	2016	908,915	224%	2015	280,752	1,905%	2014	14,000	1,065%
		Indirect	<= 12	2016	103,705	1,815%	2015	5,416	0%	2014	0	0%
Research Total				1,012,620	254%		286,168	1,944%		14,000	1,099%	

Emory University Award Statistics

Fiscal Year : 2016
Period : 12

Operating Unit	Purpose Type	Direct/Indirect	FTYD Period	CFY	CFYTD (\$)	Variance (%)	PFY	PFYTD (\$)	Variance (%)	2YPFY	2YPFYTD (\$)	3 Year Average (%)
65000- EVP-Academic Affairs	Total											
65000- EVP-Academic Affairs Total					1,392,927	43%		974,064	3,259%		29,000	1,651%
68000- EVP-Health Affairs	Other	Direct	<= 12	2016	106,762	(73%)	2015	401,547	(27%)	2014	547,013	(50%)
		Indirect	<= 12	2016	26,456	156%	2015	10,353	650%	2014	1,380	403%
	Other Total				133,218	(68%)		411,900	(25%)		548,393	(46%)
	Research	Direct	<= 12	2016	1,963,355	(0%)	2015	1,969,354	(7%)	2014	2,113,838	(4%)
		Indirect	<= 12	2016	1,032,279	26%	2015	818,535	(18%)	2014	1,002,014	4%
	Research Total				2,995,634	7%		2,787,889	(11%)		3,115,852	(2%)
68000- EVP-Health Affairs Total				3,128,852	(2%)		3,199,789	(13%)		3,664,244	(7%)	
Grand Total					574,593,454	0%		572,409,537	10%		521,827,189	5%

Emory University Award Statistics

Fiscal Year : 2016
Period : 12

12/15/2016

Department - 3 Year

Operating Unit	Department	Purpose Type	Direct/Indirect	FTYD Period	CFY	CFYTD (\$)	Variance (%)	PFY	PFYTD (\$)	Variance (%)	2YPFY	2YPFYTD (\$)	3 Year Average (%)	
10000- Emory College	830060- ECAS: Dean of the College	Other	Direct	<= 12	2016	0	0%	2015	56,500	0%	2014	0	0%	
		Other Total				0	0%		56,500	0%		0	0%	
		Training	Direct	<= 12	2016	0	0%	2015	0	0%	2014	110,000	0%	
	Training Total					0	0%		0	0%		110,000	0%	
	830060- ECAS: Dean of the College Total					0	0%		56,500	(49%)		110,000	0%	
	830802- ECAS: CIPA Summer Programs	Training	Direct	<= 12	2016	0	0%	2015	0	0%	2014	18,000	0%	
		Training Total					0	0%		0	0%		18,000	0%
	830802- ECAS: CIPA Summer Programs Total					0	0%		0	0%		18,000	0%	
	831000- ECAS: Biology	Other	Direct	<= 12	2016	0	0%	2015	1,000	0%	2014	0	0%	
		Other Total					0	0%		1,000	0%		0	0%
		Research	Direct	<= 12	2016	5,219,232	19%	2015	4,371,219	5%	2014	4,171,584	12%	
			Indirect	<= 12	2016	1,761,273	(10%)	2015	1,954,399	14%	2014	1,720,320	2%	
		Research Total				6,980,505	10%		6,325,618	7%		5,891,904	9%	
		Training	Direct	<= 12	2016	141,446	(73%)	2015	531,225	22%	2014	434,446	(26%)	
			Indirect	<= 12	2016	0	0%	2015	19,969	12%	2014	17,838	0%	
	Training Total				141,446	(74%)		551,194	22%		452,284	(26%)		
	831000- ECAS: Biology Total					7,121,951	4%		6,877,812	8%		6,344,188	6%	
	831010- ECAS: Chemistry	Other	Direct	<= 12	2016	205,000	(67%)	2015	629,930	335%	2014	144,811	134%	
		Other Total				205,000	(67%)		629,930	335%		144,811	134%	
		Research	Direct	<= 12	2016	7,287,355	(7%)	2015	7,814,494	(36%)	2014	12,231,869	(21%)	
			Indirect	<= 12	2016	2,741,404	(14%)	2015	3,188,532	(43%)	2014	5,594,162	(29%)	
		Research Total				10,028,759	(9%)		11,003,026	(38%)		17,826,031	(24%)	
		Training	Direct	<= 12	2016	55,000	(40%)	2015	92,000	0%	2014	0	0%	
	Training Total				55,000	(40%)		92,000	0%		0	0%		
	831010- ECAS: Chemistry Total					10,288,759	(12%)		11,724,956	(35%)		17,970,842	(24%)	
	831020- ECAS: Math & Computer Science	Other	Direct	<= 12	2016	23,900	(15%)	2015	28,013	281%	2014	7,350	133%	
		Indirect	<= 12	2016	975	0%	2015	0	0%	2014	0	0%		
		Other Total				24,875	(11%)		28,013	281%		7,350	135%	
		Research	Direct	<= 12	2016	1,286,555	(27%)	2015	1,765,206	24%	2014	1,418,343	(1%)	
			Indirect	<= 12	2016	570,328	(8%)	2015	619,310	15%	2014	539,735	3%	
		Research Total				1,856,883	(22%)		2,384,516	22%		1,958,078	(0%)	
		Training	Direct	<= 12	2016	87,572	0%	2015	0	0%	2014	0	0%	
	Indirect	<= 12	2016	13,428	0%	2015	0	0%	2014	0	0%			
Training Total				101,000	0%		0	0%		0	0%			
831020- ECAS: Math & Computer Science Total					1,982,758	(18%)		2,412,529	23%		1,965,428	2%		
831030- ECAS: Physics	Research	Direct	<= 12	2016	1,127,163	10%	2015	1,021,721	110%	2014	486,199	60%		
	Indirect	<= 12	2016	502,057	11%	2015	450,702	114%	2014	211,028	62%			
	Research Total				1,629,220	11%		1,472,423	111%		697,227	61%		
831030- ECAS: Physics Total					1,629,220	11%		1,472,423	111%		697,227	61%		
832000- ECAS: Anthropology	Other	Direct	<= 12	2016	0	0%	2015	10,446	0%	2014	0	0%		
	Indirect	<= 12	2016	0	0%	2015	3,134	0%	2014	0	0%			
	Other Total				0	0%		13,580	0%		0	0%		
	Research	Direct	<= 12	2016	1,160,923	55%	2015	749,549	3%	2014	726,419	29%		
		Indirect	<= 12	2016	164,197	(49%)	2015	320,866	106%	2014	155,676	29%		
Research Total				1,325,120	24%		1,070,415	21%		882,095	23%			
832000- ECAS: Anthropology Total					1,325,120	22%		1,083,995	23%		882,095	23%		
832010- ECAS: Economics	Research	Direct	<= 12	2016	186,382	(49%)	2015	364,741	(13%)	2014	418,927	(31%)		
	Indirect	<= 12	2016	104,375	(49%)	2015	204,256	(13%)	2014	234,600	(31%)			
	Research Total				290,757	(49%)		568,997	(13%)		653,527	(31%)		
832010- ECAS: Economics Total					290,757	(49%)		568,997	(13%)		653,527	(31%)		
832020- ECAS: Educational Studies	Research	Direct	<= 12	2016	0	0%	2015	0	0%	2014	16,000	0%		
	Research Total				0	0%		0	0%		16,000	0%		
832020- ECAS: Educational Studies Total					0	0%		0	0%		16,000	0%		

Emory University Award Statistics

Fiscal Year : 2016
Period : 12

Operating Unit	Department	Purpose Type	Direct/Indirect	FTYD Period	CFY	CFYTD (\$)	Variance (%)	PFY	PFYTD (\$)	Variance (%)	2YPFY	2YPFYTD (\$)	3 Year Average (%)
10000- Emory College	832030- ECAS: Environmental Science	Other	Direct	<= 12	2016	0	0%	2015	10,000	0%	2014	0	0%
		Other Total				0	0%		10,000	0%		0	0%
		Research	Direct	<= 12	2016	506,299	(37%)	2015	809,773	14%	2014	712,495	(12%)
			Indirect	<= 12	2016	253,009	(16%)	2015	302,019	8%	2014	279,414	(4%)
		Research Total				759,308	(32%)		1,111,792	12%		991,908	(10%)
	832030- ECAS: Environmental Science Total					759,308	(32%)		1,121,792	13%		991,908	(10%)
	832050- ECAS: History	Training	Direct	<= 12	2016	0	0%	2015	254,300	0%	2014	0	0%
		Training Total				0	0%		254,300	0%		0	0%
	832050- ECAS: History Total					0	0%		254,300	0%		0	0%
	832060- ECAS: Political Science	Other	Direct	<= 12	2016	0	0%	2015	104,811	0%	2014	0	0%
			Indirect	<= 12	2016	0	0%	2015	15,760	0%	2014	0	0%
		Other Total				0	0%		120,571	0%		0	0%
		Research	Direct	<= 12	2016	147,656	(13%)	2015	169,943	(24%)	2014	222,999	(18%)
			Indirect	<= 12	2016	20,746	36%	2015	15,211	(57%)	2014	35,007	(10%)
	Research Total				168,402	(9%)		185,154	(28%)		258,006	(19%)	
	832060- ECAS: Political Science Total					168,402	(45%)		305,725	18%		258,006	(13%)
	832070- ECAS: Psychology	Research	Direct	<= 12	2016	1,821,251	(18%)	2015	2,233,291	112%	2014	1,054,229	47%
			Indirect	<= 12	2016	938,001	13%	2015	831,041	103%	2014	410,153	58%
		Research Total				2,759,252	(10%)		3,064,332	109%		1,464,382	50%
		Training	Direct	<= 12	2016	221,380	(33%)	2015	329,967	80%	2014	183,380	24%
			Indirect	<= 12	2016	11,230	(13%)	2015	12,911	48%	2014	8,696	18%
	Training Total				232,610	(32%)		342,878	79%		192,076	23%	
	832070- ECAS: Psychology Total					2,991,862	(12%)		3,407,210	106%		1,656,458	47%
	832080- ECAS: Sociology	Research	Direct	<= 12	2016	4,091	0%	2015	0	0%	2014	0	0%
			Indirect	<= 12	2016	1,993	0%	2015	0	0%	2014	0	0%
		Research Total				6,084	0%		0	0%		0	0%
	832080- ECAS: Sociology Total					6,084	0%		0	0%		0	0%
832090- ECAS: Women's Studies	Research	Direct	<= 12	2016	0	0%	2015	175,000	0%	2014	0	0%	
	Research Total				0	0%		175,000	0%		0	0%	
832090- ECAS: Women's Studies Total					0	0%		175,000	0%		0	0%	
833000- ECAS: African American Studies	Training	Direct	<= 12	2016	0	0%	2015	0	0%	2014	500,000	0%	
	Training Total				0	0%		0	0%		500,000	0%	
833000- ECAS: African American Studies Total					0	0%		0	0%		500,000	0%	
833010- ECAS: Art History	Research	Direct	<= 12	2016	284,080	0%	2015	0	0%	2014	0	0%	
		Indirect	<= 12	2016	59,944	0%	2015	0	0%	2014	0	0%	
	Research Total				344,024	0%		0	0%		0	0%	
	Training	Direct	<= 12	2016	70,000	0%	2015	0	0%	2014	0	0%	
Training Total				70,000	0%		0	0%		0	0%		
833010- ECAS: Art History Total					414,024	0%		0	0%		0	0%	
833020- ECAS: Classics	Research	Direct	<= 12	2016	0	0%	2015	6,000	(95%)	2014	123,599	0%	
		Indirect	<= 12	2016	0	0%	2015	0	0%	2014	32,136	0%	
	Research Total				0	0%		6,000	(96%)		155,735	0%	
	Training	Direct	<= 12	2016	0	0%	2015	35,000	0%	2014	0	0%	
Training Total				0	0%		35,000	0%		0	0%		
833020- ECAS: Classics Total					0	0%		41,000	(74%)		155,735	0%	
833030- ECAS: Comparative Literature	Training	Direct	<= 12	2016	45,000	0%	2015	0	0%	2014	0	0%	
	Training Total				45,000	0%		0	0%		0	0%	
833030- ECAS: Comparative Literature Total					45,000	0%		0	0%		0	0%	
833050- Film & Media Studies	Other	Direct	<= 12	2016	0	0%	2015	700	0%	2014	0	0%	
	Other Total				0	0%		700	0%		0	0%	
833050- Film & Media Studies Total					0	0%		700	0%		0	0%	
833090- ECAS: MESAS	Other	Direct	<= 12	2016	13,200	0%	2015	0	0%	2014	0	0%	
	Other Total				13,200	0%		0	0%		0	0%	

Emory University Award Statistics

Fiscal Year : 2016
Period : 12

Operating Unit	Department	Purpose Type	Direct/Indirect	FTYD Period	CFY	CFYTD (\$)	Variance (%)	PFY	PFYTD (\$)	Variance (%)	2YPFY	2YPFYTD (\$)	3 Year Average (%)
10000- Emory College	833090- ECAS: MESAS	Training	Direct	<= 12	2016	25,000	0%	2015	0	0%	2014	0	0%
		Training Total				25,000	0%		0	0%		0	0%
	833090- ECAS: MESAS Total					38,200	0%		0	0%		0	0%
833100- ECAS: Music	833100- ECAS: Music	Training	Direct	<= 12	2016	60,000	0%	2015	0	0%	2014	0	0%
		Training Total				60,000	0%		0	0%		0	0%
	833100- ECAS: Music Total					60,000	0%		0	0%		0	0%
833110- ECAS: Philosophy	833110- ECAS: Philosophy	Training	Direct	<= 12	2016	80,000	0%	2015	0	0%	2014	0	0%
		Training Total				80,000	0%		0	0%		0	0%
	833110- ECAS: Philosophy Total					80,000	0%		0	0%		0	0%
833120- ECAS: Religion	833120- ECAS: Religion	Research	Direct	<= 12	2016	14,050	0%	2015	0	0%	2014	69,364	0%
			Indirect	<= 12	2016	0	0%	2015	0	0%	2014	10,404	0%
		Research Total				14,050	0%		0	0%		79,768	0%
		Training	Direct	<= 12	2016	0	0%	2015	0	0%	2014	36,364	0%
Indirect	<= 12		2016	0	0%	2015	0	0%	2014	3,636	0%		
	833120- ECAS: Religion Total					14,050	0%		0	0%		119,768	0%
833130- ECAS: REALC	833130- ECAS: REALC	Training	Direct	<= 12	2016	0	0%	2015	0	0%	2014	12,000	0%
		Training Total				0	0%		0	0%		12,000	0%
	833130- ECAS: REALC Total					0	0%		0	0%		12,000	0%
834010- ECAS: Ctr Science Education	834010- ECAS: Ctr Science Education	Other	Direct	<= 12	2016	0	0%	2015	0	0%	2014	85,250	0%
			Indirect	<= 12	2016	0	0%	2015	0	0%	2014	14,365	0%
		Other Total				0	0%		0	0%		99,615	0%
		Training	Direct	<= 12	2016	240,000	92%	2015	125,182	(82%)	2014	690,000	5%
Indirect	<= 12		2016	0	0%	2015	40,342	0%	2014	0	0%		
	834010- ECAS: Ctr Science Education Total					240,000	45%		165,524	(79%)		789,615	(17%)
834100- ECAS: Energy Center (EBREC)	834100- ECAS: Energy Center (EBREC)	Research	Direct	<= 12	2016	0	0%	2015	0	0%	2014	37,564	0%
			Indirect	<= 12	2016	0	0%	2015	0	0%	2014	21,036	0%
	834100- ECAS: Energy Center (EBREC) Total					0	0%		0	0%		58,600	0%
835080- ECAS: Democracy & Citizenship	835080- ECAS: Democracy & Citizenship	Other	Direct	<= 12	2016	0	0%	2015	0	0%	2014	2,000	0%
			Indirect	<= 12	2016	0	0%	2015	0	0%	2014	0	0%
		Other Total				0	0%		0	0%		2,000	0%
		Training	Direct	<= 12	2016	41,000	0%	2015	0	0%	2014	162,000	0%
Indirect	<= 12		2016	0	0%	2015	0	0%	2014	10,200	0%		
	835080- ECAS: Democracy & Citizenship Total					41,000	0%		0	0%		174,200	0%
837010- ECAS: Ctr Humanistic Inquiry	837010- ECAS: Ctr Humanistic Inquiry	Other	Direct	<= 12	2016	225,000	0%	2015	0	0%	2014	0	0%
			Indirect	<= 12	2016	0	0%	2015	0	0%	2014	0	0%
	837010- ECAS: Ctr Humanistic Inquiry Total					225,000	0%		0	0%		0	0%
837020- ECAS: Ctr Mind Brain & Culture	837020- ECAS: Ctr Mind Brain & Culture	Other	Direct	<= 12	2016	70,060	0%	2015	70,060	0%	2014	0	0%
			Indirect	<= 12	2016	10,509	0%	2015	10,509	0%	2014	0	0%
	837020- ECAS: Ctr Mind Brain & Culture Total					80,569	0%		80,569	0%		0	0%
837060- ECAS: Emory Tibet Partnership	837060- ECAS: Emory Tibet Partnership	Other	Direct	<= 12	2016	450,000	(50%)	2015	900,001	0%	2014	0	0%
			Indirect	<= 12	2016	67,500	(50%)	2015	135,000	0%	2014	0	0%
	837060- ECAS: Emory Tibet Partnership Total					517,500	(50%)		1,035,001	0%		0	0%
837070- ECAS: Ctr Study Human Health	837070- ECAS: Ctr Study Human Health	Research	Direct	<= 12	2016	288,250	5%	2015	275,695	(12%)	2014	311,610	(3%)
			Indirect	<= 12	2016	77,550	(2%)	2015	79,130	16%	2014	68,215	7%
	837070- ECAS: Ctr Study Human Health Total					365,800	3%		354,825	(7%)		379,825	(2%)
	10000- Emory College Total					28,685,364	(8%)		31,138,858	(8%)		33,753,423	(8%)
11000-	832090- ECAS: Women's Studies	Training	Direct	<= 12	2016	0	0%	2015	0	0%	2014	0	0%

Emory University Award Statistics

Fiscal Year : 2016
Period : 12

Operating Unit	Department	Purpose Type	Direct/Indirect	FTYD Period	CFY	CFYTD (\$)	Variance (%)	PFY	PFYTD (\$)	Variance (%)	2YPFY	2YPFYTD (\$)	3 Year Average (%)
11000- Graduate School of Arts & Scie	832090- ECAS: Women's Studies	Training Total				0	0%		0	0%		0	0%
	832090- ECAS: Women's Studies Total					0	0%		0	0%		0	0%
	861000- GRS: Dean's Office	Other	Direct	<= 12	2016	1,200	0%	2015	0	0%	2014	0	0%
		Other Total				1,200	0%		0	0%		0	0%
		Research	Direct	<= 12	2016	278,691	0%	2015	0	0%	2014	563,108	0%
			Indirect	<= 12	2016	94,633	0%	2015	0	0%	2014	220,824	0%
		Research Total				373,324	0%		0	0%		783,932	0%
		Training	Direct	<= 12	2016	128,117	198%	2015	43,000	0%	2014	43,000	99%
		Training Total				128,117	198%		43,000	0%		43,000	99%
		861000- GRS: Dean's Office Total				502,641	1,069%		43,000	(95%)		826,932	487%
	861300- GRS: Student Development	Other	Direct	<= 12	2016	0	0%	2015	4,000	0%	2014	0	0%
		Other Total				0	0%		4,000	0%		0	0%
		Research	Direct	<= 12	2016	3,822	(1%)	2015	3,875	0%	2014	0	0%
			Indirect	<= 12	2016	2,140	0%	2015	0	0%	2014	0	0%
		Research Total				5,962	54%		3,875	0%		0	0%
		861300- GRS: Student Development Total				5,962	(24%)		7,875	0%		0	0%
	861600- GRS: Special Funding	Training	Direct	<= 12	2016	1,426,000	55%	2015	919,833	76%	2014	522,667	66%
		Training Total				1,426,000	55%		919,833	76%		522,667	66%
		861600- GRS: Special Funding Total				1,426,000	55%		919,833	76%		522,667	66%
	861900- GRS: Special Projects	Research	Direct	<= 12	2016	0	0%	2015	11,358	379%	2014	2,371	0%
			Indirect	<= 12	2016	0	0%	2015	6,247	379%	2014	1,304	0%
		Research Total				0	0%		17,605	379%		3,675	0%
		861900- GRS: Special Projects Total				0	0%		17,605	379%		3,675	0%
	862170- GRS: GDBBS MSP	Training	Direct	<= 12	2016	0	0%	2015	925,528	(35%)	2014	1,427,722	0%
			Indirect	<= 12	2016	0	0%	2015	56,127	(29%)	2014	78,928	0%
		Training Total				0	0%		981,655	(35%)		1,506,650	0%
		862170- GRS: GDBBS MSP Total				0	0%		981,655	(35%)		1,506,650	0%
	863300- GRS: Anthropology	Research	Direct	<= 12	2016	13,420	0%	2015	0	0%	2014	0	0%
		Research Total				13,420	0%		0	0%		0	0%
		863300- GRS: Anthropology Total				13,420	0%		0	0%		0	0%
863500- GRS: Art History	Training	Direct	<= 12	2016	0	0%	2015	25,000	0%	2014	0	0%	
	Training Total				0	0%		25,000	0%		0	0%	
	863500- GRS: Art History Total				0	0%		25,000	0%		0	0%	
863730- GRS: Women's Studies	Other	Direct	<= 12	2016	1,000	0%	2015	0	0%	2014	0	0%	
	Other Total				1,000	0%		0	0%		0	0%	
	863730- GRS: Women's Studies Total				1,000	0%		0	0%		0	0%	
864000- GRS: Business	Training	Direct	<= 12	2016	0	0%	2015	0	0%	2014	60,000	0%	
	Training Total				0	0%		0	0%		60,000	0%	
	864000- GRS: Business Total				0	0%		0	0%		60,000	0%	
865000- GRS: Religion	Training	Direct	<= 12	2016	10,000	0%	2015	0	0%	2014	0	0%	
	Training Total				10,000	0%		0	0%		0	0%	
	865000- GRS: Religion Total				10,000	0%		0	0%		0	0%	
866100- GRS: Development Practice M	Research	Direct	<= 12	2016	0	0%	2015	34,466	0%	2014	0	0%	
	Research Total				0	0%		34,466	0%		0	0%	
	866100- GRS: Development Practice M Total				0	0%		34,466	0%		0	0%	
868400- GRS:Institute Develop Nations	Other	Direct	<= 12	2016	0	0%	2015	0	0%	2014	2,000	0%	
	Other Total				0	0%		0	0%		2,000	0%	
	868400- GRS:Institute Develop Nations Total				0	0%		0	0%		2,000	0%	
11000- Graduate School of Arts & Scie Total						1,959,023	(3%)		2,029,434	(31%)		2,921,924	(17%)
12000- Law School	881420- School of Law	Other	Direct	<= 12	2016	535,972	22%	2015	438,618	(42%)	2014	762,687	(10%)
			Indirect	<= 12	2016	9,222	93%	2015	4,782	(50%)	2014	9,500	22%

Emory University Award Statistics

Fiscal Year : 2016
Period : 12

Operating Unit	Department	Purpose Type	Direct/Indirect	FTYD Period	CFY	CFYTD (\$)	Variance (%)	PFY	PFYTD (\$)	Variance (%)	2YPFY	2YPFYTD (\$)	3 Year Average (%)	
12000- Law School	881420- School of Law	Other Total				545,194	23%		443,400	(43%)		772,187	(10%)	
		Research	Direct	<= 12	2016	280,000	0%	2015	0	0%	2014	320,000	0%	
		Research Total				280,000	0%		0	0%		320,000	0%	
	881420- School of Law Total						825,194	86%		443,400	(59%)		1,092,187	13%
12000- Law School Total							825,194	86%		443,400	(59%)		1,092,187	13%
14000- Candler School of Theology	885070- THEO: Graduate Div of Religion	Other	Direct	<= 12	2016	0	0%	2015	0	0%	2014	3,200	0%	
		Other Total				0	0%		0	0%		3,200	0%	
	885070- THEO: Graduate Div of Religion Total						0	0%		0	0%		3,200	0%
	885520- Candler School Of Theology	Other	Direct	<= 12	2016	95,545	(79%)	2015	454,545	9%	2014	418,265	(35%)	
			Indirect	<= 12	2016	9,554	(79%)	2015	45,455	9%	2014	41,826	(35%)	
		Other Total				105,099	(79%)		500,000	9%		460,091	(35%)	
	Research	Direct	<= 12	2016	550,426	0%	2015	0	0%	2014	45,000	0%		
	Indirect	<= 12	2016	55,043	0%	2015	0	0%	2014	0	0%			
Research Total				605,469	0%		0	0%		45,000	0%			
885520- Candler School Of Theology Total						710,568	42%		500,000	(1%)		505,091	21%	
14000- Candler School of Theology Total						710,568	42%		500,000	(2%)		508,291	20%	
16000- Goizueta Business School	872090- GBS: Faculty Support / Resrch	Other	Direct	<= 12	2016	491,000	0%	2015	0	0%	2014	0	0%	
		Other Total				491,000	0%		0	0%		0	0%	
		Research	Direct	<= 12	2016	160,350	118%	2015	73,657	(68%)	2014	231,630	25%	
		Indirect	<= 12	2016	0	0%	2015	29,784	(30%)	2014	42,270	0%		
Research Total				160,350	55%		103,441	(62%)		273,900	(4%)			
872090- GBS: Faculty Support / Resrch Total						651,350	530%		103,441	(62%)		273,900	234%	
16000- Goizueta Business School Total						651,350	530%		103,441	(62%)		273,900	234%	
18000- Oxford College	851999- Oxford College	Other	Direct	<= 12	2016	0	0%	2015	10,300	6%	2014	9,738	0%	
			Indirect	<= 12	2016	0	0%	2015	2,678	6%	2014	2,532	0%	
		Other Total				0	0%		12,978	6%		12,270	0%	
		Training	Direct	<= 12	2016	0	0%	2015	0	0%	2014	12,000	0%	
	Training Total				0	0%		0	0%		12,000	0%		
851999- Oxford College Total						0	0%		12,978	(47%)		24,270	0%	
18000- Oxford College Total						0	0%		12,978	(47%)		24,270	0%	
20000- School of Medicine	720810- SOM: Div of Animal Resources	Research	Direct	<= 12	2016	7,500	0%	2015	0	0%	2014	0	0%	
		Research Total				7,500	0%		0	0%		0	0%	
		Training	Direct	<= 12	2016	5,000	(50%)	2015	10,000	0%	2014	0	0%	
	Training Total				5,000	(50%)		10,000	0%		0	0%		
	720810- SOM: Div of Animal Resources Total						12,500	25%		10,000	0%		0	0%
	720820- SOM: ACTSI	Other	Direct	<= 12	2016	4,464,883	(7%)	2015	4,826,805	6%	2014	4,534,307	(1%)	
			Indirect	<= 12	2016	716,157	(7%)	2015	768,848	4%	2014	739,641	(1%)	
		Other Total				5,181,040	(7%)		5,595,653	6%		5,273,948	(1%)	
		Research	Direct	<= 12	2016	687,381	2%	2015	670,846	0%	2014	670,786	1%	
			Indirect	<= 12	2016	43,122	3%	2015	41,799	2%	2014	40,964	3%	
		Research Total				730,503	3%		712,645	0%		711,750	1%	
		Training	Direct	<= 12	2016	240,597	1%	2015	238,035	1%	2014	235,539	1%	
		Indirect	<= 12	2016	9,144	2%	2015	8,998	2%	2014	8,856	2%		
Training Total				249,741	1%		247,033	1%		244,395	1%			
720820- SOM: ACTSI Total						6,161,284	(6%)		6,555,331	5%		6,230,093	(0%)	
723000- SOM: Biochem: Admin	Research	Direct	<= 12	2016	4,832,853	(13%)	2015	5,577,360	(34%)	2014	8,509,637	(24%)		
		Indirect	<= 12	2016	2,013,980	(14%)	2015	2,353,606	(7%)	2014	2,525,782	(11%)		
	Research Total				6,846,833	(14%)		7,930,966	(28%)		11,035,419	(21%)		
	Training	Direct	<= 12	2016	455,142	(12%)	2015	515,494	67%	2014	309,355	27%		
		Indirect	<= 12	2016	2,381	(56%)	2015	5,455	0%	2014	5,455	(28%)		
	Training Total				457,523	(12%)		520,949	65%		314,810	27%		

Emory University Award Statistics

Fiscal Year : 2016
Period : 12

Operating Unit	Department	Purpose Type	Direct/Indirect	FTYD Period	CFY	CFYTD (\$)	Variance (%)	PFY	PFYTD (\$)	Variance (%)	2YPFY	2YPFYTD (\$)	3 Year Average (%)
20000- School of Medicine	723000- SOM: Biochem: Admin	Total											
	723000- SOM: Biochem: Admin Total					7,304,356	(14%)		8,451,915	(26%)		11,350,229	(20%)
	724000- SOM: BME: Admin	Other	Direct	<= 12	2016	0	0%	2015	0	0%	2014	233,795	0%
			Indirect	<= 12	2016	0	0%	2015	0	0%	2014	9,942	0%
		Other Total				0	0%		0	0%		243,737	0%
		Research	Direct	<= 12	2016	937,738	(70%)	2015	3,153,459	25%	2014	2,517,576	(23%)
			Indirect	<= 12	2016	334,035	(66%)	2015	994,469	35%	2014	736,999	(16%)
		Research Total				1,271,773	(69%)		4,147,928	27%		3,254,575	(21%)
		Training	Direct	<= 12	2016	227,723	63%	2015	139,892	(13%)	2014	160,937	25%
	Indirect		<= 12	2016	6,798	9%	2015	6,258	(8%)	2014	6,798	0%	
	Training Total				234,521	60%		146,150	(13%)		167,735	24%	
	724000- SOM: BME: Admin Total					1,506,294	(65%)		4,294,078	17%		3,666,047	(24%)
	724200- SOM: BMI: Admin	Other	Direct	<= 12	2016	61,359	(13%)	2015	70,615	63%	2014	43,304	25%
			Indirect	<= 12	2016	23,932	(13%)	2015	27,540	63%	2014	16,889	25%
		Other Total				85,291	(13%)		98,155	63%		60,193	25%
		Research	Direct	<= 12	2016	693,062	(32%)	2015	1,025,259	(9%)	2014	1,121,493	(20%)
			Indirect	<= 12	2016	194,168	(54%)	2015	425,677	(5%)	2014	446,070	(29%)
	Research Total				887,230	(39%)		1,450,936	(7%)		1,567,563	(23%)	
	724200- SOM: BMI: Admin Total					972,521	(37%)		1,549,091	(5%)		1,627,756	(21%)
	724500- SOM: Cell Biology: Admin	Other	Direct	<= 12	2016	4,348	0%	2015	0	0%	2014	25,996	0%
			Indirect	<= 12	2016	0	0%	2015	0	0%	2014	0	0%
		Other Total				4,348	0%		0	0%		25,996	0%
		Research	Direct	<= 12	2016	5,475,443	(8%)	2015	5,964,501	22%	2014	4,895,090	7%
			Indirect	<= 12	2016	2,395,558	(8%)	2015	2,612,350	41%	2014	1,853,978	16%
		Research Total				7,871,001	(8%)		8,576,851	27%		6,749,068	9%
	Training	Direct	<= 12	2016	248,700	(55%)	2015	556,517	22%	2014	456,408	(17%)	
		Indirect	<= 12	2016	0	0%	2015	0	0%	2014	3,704	0%	
	Training Total				248,700	(55%)		556,517	21%		460,112	(17%)	
	724500- SOM: Cell Biology: Admin Total					8,124,049	(11%)		9,133,368	26%		7,235,176	8%
	725000- SOM: Hum Gen: Admin	Other	Direct	<= 12	2016	1,737,678	23%	2015	1,409,633	(17%)	2014	1,701,983	3%
			Indirect	<= 12	2016	368,817	56%	2015	236,681	(26%)	2014	319,483	15%
		Other Total				2,106,495	28%		1,646,314	(19%)		2,021,466	5%
		Research	Direct	<= 12	2016	9,879,508	(2%)	2015	10,065,894	33%	2014	7,577,488	15%
			Indirect	<= 12	2016	3,305,158	(4%)	2015	3,450,209	27%	2014	2,723,444	11%
		Research Total				13,184,666	(2%)		13,516,103	31%		10,300,932	14%
		Training	Direct	<= 12	2016	178,270	15%	2015	155,360	20%	2014	129,452	17%
	Training Total				178,270	15%		155,360	20%		129,452	17%	
	725000- SOM: Hum Gen: Admin Total					15,469,430	1%		15,317,777	23%		12,451,851	12%
	725005- SOM: Hum Gen: Medical Genetics	Other	Direct	<= 12	2016	3,168,415	171%	2015	1,168,975	(10%)	2014	1,297,087	81%
			Indirect	<= 12	2016	627,379	141%	2015	260,451	(12%)	2014	295,787	64%
		Other Total				3,795,795	166%		1,429,425	(10%)		1,592,873	78%
		Research	Direct	<= 12	2016	570,323	253%	2015	161,665	(43%)	2014	284,002	105%
			Indirect	<= 12	2016	172,338	202%	2015	57,138	(49%)	2014	111,031	77%
		Research Total				742,661	239%		218,803	(45%)		395,033	97%
		Training	Direct	<= 12	2016	199,446	14%	2015	175,000	6%	2014	165,000	10%
	Indirect		<= 12	2016	28,092	462%	2015	5,000	0%	2014	0	0%	
	Training Total				227,538	26%		180,000	9%		165,000	18%	
725005- SOM: Hum Gen: Medical Genetics Total					4,765,994	161%		1,828,228	(15%)		2,152,906	73%	
725500- SOM: Micro/Immun: Admin	Other	Direct	<= 12	2016	0	0%	2015	0	0%	2014	189,815	0%	
		Indirect	<= 12	2016	0	0%	2015	0	0%	2014	0	0%	
	Other Total				0	0%		0	0%		189,815	0%	
	Research	Direct	<= 12	2016	11,424,526	(51%)	2015	23,347,906	136%	2014	9,906,559	42%	
		Indirect	<= 12	2016	4,891,848	(21%)	2015	6,206,862	53%	2014	4,060,859	16%	
	Research Total				16,316,374	(45%)		29,554,768	112%		13,967,418	33%	
Training	Direct	<= 12	2016	808,992	(13%)	2015	932,832	7%	2014	872,973	(3%)		
	Indirect	<= 12	2016	29,215	(11%)	2015	32,947	(6%)	2014	34,940	(9%)		
Training Total				838,207	(13%)		965,779	6%		907,913	(3%)		

Emory University Award Statistics

Fiscal Year : 2016
Period : 12

Operating Unit	Department	Purpose Type	Direct/Indirect	FTYD Period	CFY	CFYTD (\$)	Variance (%)	PFY	PFYTD (\$)	Variance (%)	2YPFY	2YPFYTD (\$)	3 Year Average (%)	
20000- School of Medicine	725500- SOM: Micro/Immun: Admin Total					17,154,581	(44%)		30,520,547	103%		15,065,146	29%	
	726000- SOM: Pharmacology: Admin	Other	Direct	<= 12	2016	218,750	0%	2015	0	0%	2014	0	0%	
			Indirect	<= 12	2016	122,500	0%	2015	0	0%	2014	0	0%	
		Other Total				341,250	0%		0	0%		0	0%	
	Research	Direct	<= 12	2016	7,855,045	5%	2015	7,492,464	25%	2014	5,975,732	15%		
		Indirect	<= 12	2016	4,038,445	3%	2015	3,923,823	38%	2014	2,846,379	20%		
		Research Total				11,893,490	4%		11,416,287	29%		8,822,111	17%	
	Training	Direct	<= 12	2016	443,980	17%	2015	377,991	(57%)	2014	889,139	(20%)		
		Indirect	<= 12	2016	12,927	(2%)	2015	13,162	(49%)	2014	25,903	(25%)		
		Training Total				456,907	17%		391,153	(57%)		915,042	(20%)	
		726000- SOM: Pharmacology: Admin Total					12,691,647	7%		11,807,440	21%		9,737,153	14%
	726500- SOM: Physiology: Admin	Other	Direct	<= 12	2016	10,000	0%	2015	0	0%	2014	0	0%	
			Other Total				10,000	0%		0	0%		0	0%
		Research	Direct	<= 12	2016	7,811,335	(1%)	2015	7,908,779	51%	2014	5,222,873	25%	
			Indirect	<= 12	2016	3,084,596	88%	2015	1,640,175	6%	2014	1,548,370	47%	
			Research Total				10,895,931	14%		9,548,954	41%		6,771,243	28%
		Training	Direct	<= 12	2016	116,484	15%	2015	100,934	(43%)	2014	177,046	(14%)	
		Training Total				116,484	15%		100,934	(43%)		177,046	(14%)	
		726500- SOM: Physiology: Admin Total					11,022,415	14%		9,649,888	39%		6,948,289	27%
	730000- SOM: Anesthesiology: Admin	Other	Direct	<= 12	2016	29,404	(4%)	2015	30,608	(94%)	2014	489,655	(49%)	
			Indirect	<= 12	2016	8,821	88%	2015	4,682	(98%)	2014	190,965	(5%)	
			Other Total				38,225	8%		35,290	(95%)		680,620	(43%)
		Research	Direct	<= 12	2016	1,236,869	28%	2015	964,006	(16%)	2014	1,146,042	6%	
			Indirect	<= 12	2016	255,457	228%	2015	77,805	(57%)	2014	182,492	85%	
			Research Total				1,492,326	43%		1,041,810	(22%)		1,328,534	11%
	Training	Direct	<= 12	2016	98,432	(19%)	2015	121,456	63%	2014	74,340	22%		
		Training Total				98,432	(19%)		121,456	63%		74,340	22%	
		730000- SOM: Anesthesiology: Admin Total					1,628,983	36%		1,198,556	(42%)		2,083,494	(3%)
	730500- SOM: Dermatology: Admin	Other	Direct	<= 12	2016	110,855	161%	2015	42,467	(41%)	2014	71,477	60%	
			Indirect	<= 12	2016	33,257	163%	2015	12,658	(25%)	2014	16,911	69%	
		Other Total				144,112	161%		55,125	(38%)		88,388	62%	
Research		Direct	<= 12	2016	220,000	(70%)	2015	725,534	104%	2014	355,000	17%		
		Indirect	<= 12	2016	123,200	(59%)	2015	297,628	142%	2014	123,200	41%		
		Research Total				343,200	(66%)		1,023,162	114%		478,200	24%	
Training	Direct	<= 12	2016	0	0%	2015	0	0%	2014	5,000	0%			
	Training Total				0	0%		0	0%		5,000	0%		
	730500- SOM: Dermatology: Admin Total					487,312	(55%)		1,078,287	89%		571,588	17%	
731000- SOM: Emerg Med: Admin	Other	Direct	<= 12	2016	785,195	(35%)	2015	1,209,919	45%	2014	834,033	5%		
		Indirect	<= 12	2016	216,979	46%	2015	148,598	(22%)	2014	191,721	12%		
		Other Total				1,002,174	(26%)		1,358,517	32%		1,025,754	3%	
	Research	Direct	<= 12	2016	177,266	(84%)	2015	1,112,058	(22%)	2014	1,427,550	(53%)		
		Indirect	<= 12	2016	88,624	(45%)	2015	161,252	(57%)	2014	373,950	(51%)		
		Research Total				265,890	(79%)		1,273,310	(29%)		1,801,500	(54%)	
Training	Direct	<= 12	2016	347,223	0%	2015	0	0%	2014	0	0%			
	Indirect	<= 12	2016	27,777	0%	2015	0	0%	2014	0	0%			
	Training Total				375,000	0%		0	0%		0	0%		
	731000- SOM: Emerg Med: Admin Total					1,643,064	(38%)		2,631,827	(7%)		2,827,254	(22%)	
731500- SOM: FPM: Admin	Other	Direct	<= 12	2016	3,636	0%	2015	0	0%	2014	0	0%		
		Indirect	<= 12	2016	364	0%	2015	0	0%	2014	0	0%		
		Other Total				4,000	0%		0	0%		0	0%	
	731500- SOM: FPM: Admin Total					4,000	0%		0	0%		0	0%	
731505- SOM: FPM: PA Program	Training	Direct	<= 12	2016	4,017	0%	2015	0	0%	2014	0	0%		
		Training Total				4,017	0%		0	0%		0	0%	

Emory University Award Statistics

Fiscal Year : 2016
Period : 12

Operating Unit	Department	Purpose Type	Direct/Indirect	FTYD Period	CFY	CFYTD (\$)	Variance (%)	PFY	PFYTD (\$)	Variance (%)	2YPFY	2YPFYTD (\$)	3 Year Average (%)	
20000- School of Medicine	731505- SOM: FPM: PA Program Total					4,017	0%		0	0%		0	0%	
	731510- SOM: FPM: AIDS Training	Other	Direct	<= 12	2016	0	0%	2015	129,424	(48%)	2014	248,235	0%	
			Indirect	<= 12	2016	0	0%	2015	10,354	(48%)	2014	19,859	0%	
		Other Total					0	0%		139,778	(48%)		268,094	0%
	Training	Direct	<= 12	2016	0	0%	2015	326,729	(83%)	2014	1,979,835	0%		
		Indirect	<= 12	2016	0	0%	2015	18,377	(78%)	2014	85,467	0%		
	Training Total					0	0%		345,106	(83%)		2,065,302	0%	
	731510- SOM: FPM: AIDS Training Total						0	0%		484,884	(79%)		2,333,396	0%
	731525- SOM: FPM: Family Medicine	Research	Direct	<= 12	2016	0	0%	2015	63,817	0%	2014	0	0%	
			Indirect	<= 12	2016	0	0%	2015	63,817	0%	2014	0	0%	
	Research Total					0	0%		63,817	0%		0	0%	
	731525- SOM: FPM: Family Medicine Total						0	0%		63,817	0%		0	0%
	732005- SOM: GYN OB: Admin	Research	Direct	<= 12	2016	0	0%	2015	194,393	0%	2014	0	0%	
			Indirect	<= 12	2016	0	0%	2015	82,652	0%	2014	0	0%	
		Research Total					0	0%		277,045	0%		0	0%
	732005- SOM: GYN OB: Admin Total						0	0%		277,045	0%		0	0%
	732010- SOM: GYN OB: Family Planning	Other	Direct	<= 12	2016	170,336	22%	2015	139,200	575%	2014	20,609	299%	
			Indirect	<= 12	2016	15,536	(44%)	2015	27,578	1,112%	2014	2,276	534%	
		Other Total				185,873	11%		166,778	629%		22,886	320%	
		Research	Direct	<= 12	2016	246,192	47%	2015	167,377	(2%)	2014	170,049	23%	
			Indirect	<= 12	2016	9,410	0%	2015	9,410	0%	2014	9,410	0%	
		Research Total				255,602	45%		176,787	(1%)		179,459	22%	
	Training Total				310,819	(55%)		689,076	975%		64,081	460%		
	732010- SOM: GYN OB: Family Planning Total					752,294	(27%)		1,032,641	288%		266,426	130%	
	732015- SOM: GYN OB: General	Training	Direct	<= 12	2016	0	0%	2015	10,000	0%	2014	0	0%	
			Indirect	<= 12	2016	0	0%	2015	10,000	0%	2014	0	0%	
	Training Total					0	0%		10,000	0%		0	0%	
	732015- SOM: GYN OB: General Total					0	0%		10,000	0%		0	0%	
	732020- SOM: GYN OB: GYN Oncology	Other	Direct	<= 12	2016	0	0%	2015	3,231	(89%)	2014	28,623	0%	
			Indirect	<= 12	2016	0	0%	2015	969	(89%)	2014	8,587	0%	
Other Total					0	0%		4,200	(89%)		37,210	0%		
Research		Direct	<= 12	2016	69,122	0%	2015	0	0%	2014	0	0%		
		Indirect	<= 12	2016	19,493	0%	2015	0	0%	2014	0	0%		
Research Total				88,615	0%		0	0%		0	0%			
732020- SOM: GYN OB: GYN Oncology Total					88,615	2,010%		4,200	(89%)		37,210	961%		
732025- SOM: GYN OB: FPM & RS	Other	Direct	<= 12	2016	22,525	0%	2015	0	0%	2014	0	0%		
		Indirect	<= 12	2016	6,758	0%	2015	0	0%	2014	0	0%		
	Other Total				29,283	0%		0	0%		0	0%		
732025- SOM: GYN OB: FPM & RS Total					29,283	0%		0	0%		0	0%		
732030- SOM: GYN OB: Adoles Repro Hlth	Other	Direct	<= 12	2016	295,713	(79%)	2015	1,420,696	114%	2014	664,129	17%		
		Indirect	<= 12	2016	54,287	(76%)	2015	229,804	71%	2014	134,073	(2%)		
	Other Total				350,000	(79%)		1,650,500	107%		798,202	14%		
	Research	Direct	<= 12	2016	0	0%	2015	0	0%	2014	5,000	0%		
Indirect		<= 12	2016	0	0%	2015	0	0%	2014	5,000	0%			
Research Total				0	0%		0	0%		5,000	0%			
732030- SOM: GYN OB: Adoles Repro Hlth Total					350,000	(79%)		1,650,500	105%		803,202	13%		
732045- SOM: GYN OB: Education	Other	Direct	<= 12	2016	650,080	72%	2015	378,034	5%	2014	360,032	38%		
		Indirect	<= 12	2016	65,008	0%	2015	0	0%	2014	0	0%		
	Other Total				715,088	89%		378,034	5%		360,032	47%		
732045- SOM: GYN OB: Education Total					715,088	89%		378,034	5%		360,032	47%		
732050- SOM: GYN OB: Repro Endo Infert	Research	Direct	<= 12	2016	60,218	0%	2015	0	0%	2014	0	0%		
		Indirect	<= 12	2016	60,218	0%	2015	0	0%	2014	0	0%		
Research Total				60,218	0%		0	0%		0	0%			
732050- SOM: GYN OB: Repro Endo Infert Total					60,218	0%		0	0%		0	0%		

Emory University Award Statistics

Fiscal Year : 2016
Period : 12

Operating Unit	Department	Purpose Type	Direct/Indirect	FTYD Period	CFY	CFYTD (\$)	Variance (%)	PFY	PFYTD (\$)	Variance (%)	2YPFY	2YPFYTD (\$)	3 Year Average (%)
20000- School of Medicine	732060- SOM: GYN OB: Specialty	Other	Direct	<= 12	2016	215,632	0%	2015	0	0%	2014	0	0%
			Indirect	<= 12	2016	68,434	0%	2015	0	0%	2014	0	0%
		Other Total					284,066	0%		0	0%		0
	732060- SOM: GYN OB: Specialty Total					284,066	0%		0	0%		0	0%
	732500- SOM: HMO: Med Onc	Other	Direct	<= 12	2016	4,990,912	15%	2015	4,349,865	51%	2014	2,876,889	33%
			Indirect	<= 12	2016	1,504,238	18%	2015	1,272,104	36%	2014	934,290	27%
		Other Total				6,495,150	16%		5,621,969	48%		3,811,178	32%
		Research	Direct	<= 12	2016	1,725,534	(30%)	2015	2,482,547	18%	2014	2,109,192	(6%)
			Indirect	<= 12	2016	807,599	(8%)	2015	882,088	27%	2014	693,870	9%
		Research Total				2,533,133	(25%)		3,364,635	20%		2,803,062	(2%)
		Training	Direct	<= 12	2016	1,294,086	4%	2015	1,238,360	501%	2014	206,216	253%
	Indirect		<= 12	2016	84,017	(1%)	2015	85,210	781%	2014	9,669	390%	
	Training Total				1,378,103	4%		1,323,570	513%		215,885	259%	
	732500- SOM: HMO: Med Onc Total					10,406,386	1%		10,310,174	51%		6,830,125	26%
	732510- SOM: HMO: Hematology	Other	Direct	<= 12	2016	2,056,699	35%	2015	1,524,655	51%	2014	1,010,022	43%
			Indirect	<= 12	2016	674,047	45%	2015	463,447	53%	2014	303,589	49%
		Other Total				2,730,747	37%		1,988,103	51%		1,313,612	44%
		Research	Direct	<= 12	2016	1,192,560	(16%)	2015	1,418,569	(28%)	2014	1,977,054	(22%)
	Indirect		<= 12	2016	504,367	(26%)	2015	683,128	(15%)	2014	804,919	(21%)	
	Research Total				1,696,927	(19%)		2,101,697	(24%)		2,781,973	(22%)	
	732510- SOM: HMO: Hematology Total					4,427,674	8%		4,089,800	(0%)		4,095,585	4%
	732520- SOM: HMO: BMT	Other	Direct	<= 12	2016	4,394,218	28%	2015	3,442,451	(3%)	2014	3,549,633	12%
			Indirect	<= 12	2016	1,417,488	35%	2015	1,048,282	32%	2014	793,629	34%
		Other Total				5,811,706	29%		4,490,732	3%		4,343,262	16%
		Research	Direct	<= 12	2016	1,547,502	49%	2015	1,041,153	88%	2014	554,944	68%
			Indirect	<= 12	2016	620,071	28%	2015	482,658	100%	2014	241,156	64%
		Research Total				2,167,573	42%		1,523,811	91%		796,100	67%
		Training	Direct	<= 12	2016	307,132	(26%)	2015	412,440	0%	2014	0	0%
	Indirect		<= 12	2016	15,611	2%	2015	15,355	0%	2014	0	0%	
	Training Total				322,743	(25%)		427,795	0%		0	0%	
	732520- SOM: HMO: BMT Total					8,302,022	29%		6,442,338	25%		5,139,362	27%
	732540- SOM: HMO: Admin	Other	Direct	<= 12	2016	88,233	24%	2015	71,042	(63%)	2014	192,892	(19%)
			Indirect	<= 12	2016	26,470	24%	2015	21,313	(62%)	2014	56,680	(19%)
		Other Total				114,703	24%		92,355	(63%)		249,572	(19%)
		Research	Direct	<= 12	2016	0	0%	2015	191,206	(83%)	2014	1,128,112	0%
	Indirect		<= 12	2016	0	0%	2015	32,524	(91%)	2014	346,525	0%	
	Research Total				0	0%		223,730	(85%)		1,474,637	0%	
	732540- SOM: HMO: Admin Total					114,703	(64%)		316,085	(82%)		1,724,209	(73%)
	733005- SOM: Medicine: Cardiology	Other	Direct	<= 12	2016	4,097,963	(17%)	2015	4,949,040	11%	2014	4,441,088	(3%)
			Indirect	<= 12	2016	1,332,671	(15%)	2015	1,560,902	15%	2014	1,357,069	0%
		Other Total				5,430,633	(17%)		6,509,942	12%		5,798,157	(2%)
		Research	Direct	<= 12	2016	9,108,319	18%	2015	7,698,412	36%	2014	5,653,545	27%
Indirect			<= 12	2016	3,279,440	(3%)	2015	3,371,450	43%	2014	2,360,778	20%	
Research Total					12,387,759	12%		11,069,862	38%		8,014,324	25%	
Training		Direct	<= 12	2016	702,074	(10%)	2015	777,200	46%	2014	530,864	18%	
	Indirect	<= 12	2016	37,915	0%	2015	37,889	28%	2014	29,683	14%		
Training Total				739,989	(9%)		815,089	45%		560,547	18%		
733005- SOM: Medicine: Cardiology Total					18,558,381	1%		18,394,893	28%		14,373,028	14%	
733010- SOM: Medicine: Digestive Dis	Other	Direct	<= 12	2016	224,920	(18%)	2015	274,223	122%	2014	123,505	52%	
		Indirect	<= 12	2016	68,500	(17%)	2015	82,322	118%	2014	37,699	51%	
	Other Total				293,419	(18%)		356,545	121%		161,205	52%	
	Research	Direct	<= 12	2016	1,940,809	38%	2015	1,408,434	21%	2014	1,164,668	29%	
		Indirect	<= 12	2016	884,273	83%	2015	483,625	31%	2014	370,225	57%	
Research Total				2,825,082	49%		1,892,059	23%		1,534,893	36%		
Training	Direct	<= 12	2016	48,576	0%	2015	0	0%	2014	0	0%		

Emory University Award Statistics

Fiscal Year : 2016
Period : 12

Operating Unit	Department	Purpose Type	Direct/Indirect	FTYD Period	CFY	CFYTD (\$)	Variance (%)	PFY	PFYTD (\$)	Variance (%)	2YPFY	2YPFYTD (\$)	3 Year Average (%)
20000- School of Medicine	733010- SOM: Medicine: Digestive Dis	Training Total				48,576	0%		0	0%		0	0%
	733010- SOM: Medicine: Digestive Dis Total					3,167,078	41%		2,248,604	33%		1,696,098	37%
	733015- SOM: Medicine: Endocrinology	Other	Direct	<= 12	2016	1,189,349	(26%)	2015	1,604,922	11%	2014	1,452,304	(8%)
			Indirect	<= 12	2016	363,278	(27%)	2015	496,084	42%	2014	348,304	8%
		Other Total				1,552,627	(26%)		2,101,006	17%		1,800,608	(5%)
		Research	Direct	<= 12	2016	1,925,363	27%	2015	1,515,539	(15%)	2014	1,783,876	6%
			Indirect	<= 12	2016	733,869	209%	2015	237,325	(41%)	2014	405,307	84%
		Research Total				2,659,232	52%		1,752,864	(20%)		2,189,183	16%
		Training	Direct	<= 12	2016	0	0%	2015	233,069	23%	2014	189,986	0%
	Indirect		<= 12	2016	0	0%	2015	19,711	54%	2014	12,769	0%	
	Training Total				0	0%		252,780	25%		202,755	0%	
	733015- SOM: Medicine: Endocrinology Total					4,211,858	3%		4,106,650	(2%)		4,192,546	0%
	733020- SOM: Medicine: Geriatrics	Other	Direct	<= 12	2016	40,962	(39%)	2015	67,619	576%	2014	10,000	268%
			Indirect	<= 12	2016	4,788	101%	2015	2,381	0%	2014	0	0%
		Other Total				45,750	(35%)		70,000	600%		10,000	283%
		Research	Direct	<= 12	2016	5,029,843	470%	2015	882,082	325%	2014	207,588	398%
			Indirect	<= 12	2016	2,150,758	593%	2015	310,510	232%	2014	93,405	413%
		Research Total				7,180,601	502%		1,192,592	296%		300,993	399%
		Training	Direct	<= 12	2016	0	0%	2015	491,298	(5%)	2014	518,042	0%
	Indirect		<= 12	2016	0	0%	2015	23,273	8%	2014	21,482	0%	
	Training Total				0	0%		514,571	(5%)		539,524	0%	
	733020- SOM: Medicine: Geriatrics Total					7,226,351	307%		1,777,163	109%		850,517	208%
	733025- SOM: Medicine: Infectious Dis	Other	Direct	<= 12	2016	11,548,976	(7%)	2015	12,367,855	26%	2014	9,798,612	10%
			Indirect	<= 12	2016	3,178,883	(17%)	2015	3,850,808	36%	2014	2,826,911	9%
		Other Total				14,727,859	(9%)		16,218,664	28%		12,625,523	10%
		Research	Direct	<= 12	2016	12,326,973	4%	2015	11,816,314	22%	2014	9,693,192	13%
			Indirect	<= 12	2016	3,160,121	4%	2015	3,050,310	16%	2014	2,621,624	10%
		Research Total				15,487,094	4%		14,866,624	21%		12,314,816	12%
		Training	Direct	<= 12	2016	4,530,516	10%	2015	4,124,789	670%	2014	535,574	340%
	Indirect		<= 12	2016	506,941	(48%)	2015	966,514	2,852%	2014	32,737	1,402%	
	Training Total				5,037,457	(1%)		5,091,303	796%		568,311	397%	
	733025- SOM: Medicine: Infectious Dis Total					35,252,410	(3%)		36,176,591	42%		25,508,650	20%
	733030- SOM: Medicine: Nephrology	Other	Direct	<= 12	2016	630,338	46%	2015	430,735	0%	2014	429,340	23%
			Indirect	<= 12	2016	189,446	50%	2015	126,354	0%	2014	126,234	25%
		Other Total				819,784	47%		557,089	0%		555,575	24%
		Research	Direct	<= 12	2016	2,021,370	25%	2015	1,616,303	(44%)	2014	2,870,915	(9%)
			Indirect	<= 12	2016	682,989	17%	2015	584,050	(50%)	2014	1,177,959	(17%)
		Research Total				2,704,359	23%		2,200,353	(46%)		4,048,874	(11%)
		Training	Direct	<= 12	2016	300,745	(13%)	2015	345,344	(16%)	2014	412,405	(15%)
	Indirect		<= 12	2016	22,097	(18%)	2015	26,979	(18%)	2014	32,818	(18%)	
	Training Total				322,842	(13%)		372,323	(16%)		445,223	(15%)	
	733030- SOM: Medicine: Nephrology Total					3,846,985	23%		3,129,765	(38%)		5,049,672	(8%)
	733035- SOM: Medicine: Pulmonary	Other	Direct	<= 12	2016	809,909	(6%)	2015	859,228	(51%)	2014	1,763,867	(29%)
			Indirect	<= 12	2016	190,022	(18%)	2015	231,424	(27%)	2014	315,224	(22%)
		Other Total				999,931	(8%)		1,090,652	(48%)		2,079,092	(28%)
		Research	Direct	<= 12	2016	3,599,765	(11%)	2015	4,031,407	(4%)	2014	4,198,980	(7%)
			Indirect	<= 12	2016	1,598,461	(4%)	2015	1,669,885	35%	2014	1,236,318	15%
Research Total					5,198,226	(9%)		5,701,292	5%		5,435,298	(2%)	
Training		Direct	<= 12	2016	365,844	44%	2015	253,452	(26%)	2014	344,328	9%	
	Indirect	<= 12	2016	20,260	7%	2015	18,996	(11%)	2014	21,285	(2%)		
Training Total				386,104	42%		272,448	(25%)		365,613	8%		
733035- SOM: Medicine: Pulmonary Total					6,584,261	(7%)		7,064,392	(10%)		7,880,003	(9%)	
733040- SOM: Medicine: Rheumatology	Other	Direct	<= 12	2016	1,159,622	(22%)	2015	1,485,985	307%	2014	364,794	143%	
		Indirect	<= 12	2016	361,979	(13%)	2015	415,278	294%	2014	105,504	140%	

Emory University Award Statistics

Fiscal Year : 2016
Period : 12

Operating Unit	Department	Purpose Type	Direct/Indirect	FTYD Period	CFY	CFYTD (\$)	Variance (%)	PFY	PFYTD (\$)	Variance (%)	2YPFY	2YPFYTD (\$)	3 Year Average (%)
20000- School of Medicine	733040- SOM: Medicine: Rheumatology	Other Total				1,521,601	(20%)		1,901,264	304%		470,298	142%
		Research	Direct	<= 12	2016	317,433	(60%)	2015	786,844	8%	2014	727,747	(26%)
			Indirect	<= 12	2016	145,438	(45%)	2015	265,624	(0%)	2014	266,007	(23%)
		Research Total				462,871	(56%)		1,052,468	6%		993,754	(25%)
		Training	Direct	<= 12	2016	0	0%	2015	8,000	0%	2014	0	0%
	Training Total				0	0%		8,000	0%		0	0%	
	733040- SOM: Medicine: Rheumatology Total					1,984,472	(33%)		2,961,732	102%		1,464,052	35%
	733045- SOM: Medicine: General Med	Other	Direct	<= 12	2016	392,634	210%	2015	126,478	(71%)	2014	435,460	70%
			Indirect	<= 12	2016	81,072	105%	2015	39,577	(73%)	2014	147,929	16%
		Other Total				473,706	185%		166,055	(72%)		583,390	57%
		Research	Direct	<= 12	2016	955,438	55%	2015	614,557	(48%)	2014	1,176,189	4%
			Indirect	<= 12	2016	480,134	103%	2015	236,525	(55%)	2014	526,233	24%
		Research Total				1,435,572	69%		851,082	(50%)		1,702,422	9%
		Training	Direct	<= 12	2016	529,097	131%	2015	229,517	0%	2014	0	0%
	Indirect	<= 12	2016	44,228	141%	2015	18,361	0%	2014	0	0%		
	Training Total				573,325	131%		247,878	0%		0	0%	
	733045- SOM: Medicine: General Med Total					2,482,603	96%		1,265,015	(45%)		2,285,812	26%
	733050- SOM: Medicine: Hospital Med	Other	Direct	<= 12	2016	11,631	0%	2015	0	0%	2014	0	0%
			Indirect	<= 12	2016	3,489	0%	2015	0	0%	2014	0	0%
		Other Total				15,120	0%		0	0%		0	0%
Research		Direct	<= 12	2016	96,884	36%	2015	71,259	0%	2014	0	0%	
Research Total				96,884	36%		71,259	0%		0	0%		
733050- SOM: Medicine: Hospital Med Total					112,004	57%		71,259	0%		0	0%	
733060- SOM: Medicine: Immunology	Other	Direct	<= 12	2016	0	0%	2015	0	0%	2014	199,001	0%	
		Indirect	<= 12	2016	0	0%	2015	0	0%	2014	55,788	0%	
	Other Total				0	0%		0	0%		254,789	0%	
	Research	Direct	<= 12	2016	1,890,105	234%	2015	566,532	(76%)	2014	2,394,707	79%	
		Indirect	<= 12	2016	782,834	147%	2015	317,247	(38%)	2014	514,002	54%	
Research Total				2,672,939	202%		883,779	(70%)		2,908,709	66%		
733060- SOM: Medicine: Immunology Total					2,672,939	202%		883,779	(72%)		3,163,498	65%	
733505- SOM: Neurology: Admin	Other	Direct	<= 12	2016	728,122	26%	2015	576,245	81%	2014	317,636	54%	
		Indirect	<= 12	2016	207,830	16%	2015	179,217	94%	2014	92,286	55%	
	Other Total				935,952	24%		755,462	84%		409,922	54%	
	Research	Direct	<= 12	2016	2,889,991	(7%)	2015	3,114,318	115%	2014	1,449,544	54%	
		Indirect	<= 12	2016	1,048,301	(9%)	2015	1,146,630	176%	2014	415,000	84%	
	Research Total				3,938,292	(8%)		4,260,948	129%		1,864,544	60%	
	Training	Direct	<= 12	2016	316,052	531%	2015	50,052	(83%)	2014	294,218	224%	
Indirect	<= 12	2016	23,100	477%	2015	4,004	(80%)	2014	20,330	198%			
Training Total				339,152	527%		54,056	(83%)		314,548	222%		
733505- SOM: Neurology: Admin Total					5,213,396	3%		5,070,466	96%		2,589,014	49%	
733510- SOM: Neurology: Epilepsy	Other	Direct	<= 12	2016	173,886	(63%)	2015	463,911	(13%)	2014	536,012	(38%)	
		Indirect	<= 12	2016	52,694	(66%)	2015	153,806	(15%)	2014	180,641	(40%)	
	Other Total				226,580	(63%)		617,717	(14%)		716,653	(39%)	
	Research	Direct	<= 12	2016	3,009,273	35%	2015	2,226,454	(61%)	2014	5,681,567	(13%)	
		Indirect	<= 12	2016	170,516	(71%)	2015	579,762	1%	2014	571,724	(35%)	
Research Total				3,179,789	13%		2,806,216	(55%)		6,253,291	(21%)		
733510- SOM: Neurology: Epilepsy Total					3,406,369	(1%)		3,423,933	(51%)		6,969,944	(26%)	
733515- SOM: Neurology: Sleep	Other	Direct	<= 12	2016	8,069	0%	2015	0	0%	2014	0	0%	
		Indirect	<= 12	2016	2,421	0%	2015	0	0%	2014	0	0%	
	Other Total				10,490	0%		0	0%		0	0%	
	Research	Direct	<= 12	2016	957,078	444%	2015	175,910	(13%)	2014	202,562	215%	
		Indirect	<= 12	2016	419,009	3,012%	2015	13,466	(5%)	2014	14,180	1,503%	
Research Total				1,376,087	627%		189,376	(13%)		216,742	307%		

Emory University Award Statistics

Fiscal Year : 2016
Period : 12

Operating Unit	Department	Purpose Type	Direct/Indirect	FTYD Period	CFY	CFYTD (\$)	Variance (%)	PFY	PFYTD (\$)	Variance (%)	2YPFY	2YPFYTD (\$)	3 Year Average (%)	
20000- School of Medicine	733515- SOM: Neurology: Sleep	Training	Direct	<= 12	2016	0	0%	2015	0	0%	2014	112,228	0%	
		Training Total				0	0%		0	0%		112,228	0%	
		733515- SOM: Neurology: Sleep Total					1,386,577	632%		189,376	(42%)		328,970	295%
	733520- SOM: Neurology: Movement Disor	Other	Direct	<= 12	2016	858,187	22%	2015	703,309	48%	2014	476,448	35%	
			Indirect	<= 12	2016	223,715	30%	2015	172,414	29%	2014	133,206	30%	
		Other Total				1,081,901	24%		875,724	44%		609,654	34%	
		Research	Direct	<= 12	2016	2,645,925	228%	2015	805,777	(44%)	2014	1,444,386	92%	
			Indirect	<= 12	2016	459,339	314%	2015	111,053	(37%)	2014	175,132	139%	
		Research Total				3,105,264	239%		916,830	(43%)		1,619,518	98%	
	Training	Direct	<= 12	2016	125,000	14%	2015	109,943	47%	2014	75,000	30%		
		Indirect	<= 12	2016	0	0%	2015	9,000	0%	2014	0	0%		
	Training Total				125,000	5%		118,943	59%		75,000	32%		
		733520- SOM: Neurology: Movement Disor Total				4,312,165	126%		1,911,497	(17%)		2,304,172	54%	
	733525- SOM: Neurology: Neuro-Rehab	Other	Direct	<= 12	2016	73,431	(6%)	2015	77,740	1%	2014	76,831	(2%)	
			Indirect	<= 12	2016	5,874	(6%)	2015	6,219	1%	2014	6,146	(2%)	
		Other Total				79,305	(6%)		83,959	1%		82,977	(2%)	
		Research	Direct	<= 12	2016	1,689,273	107%	2015	816,587	81%	2014	450,678	94%	
			Indirect	<= 12	2016	775,876	197%	2015	261,661	59%	2014	164,077	128%	
		Research Total				2,465,149	129%		1,078,248	75%		614,755	102%	
	Training	Direct	<= 12	2016	0	0%	2015	26,000	0%	2014	0	0%		
		Indirect	<= 12	2016	0	0%	2015	26,000	0%	2014	0	0%		
	Training Total				0	0%		26,000	0%		0	0%		
		733525- SOM: Neurology: Neuro-Rehab Total				2,544,454	114%		1,188,207	70%		697,732	92%	
	733530- SOM: Neurology: Cog Neurobehav	Other	Direct	<= 12	2016	343,638	151%	2015	136,759	(48%)	2014	265,438	51%	
			Indirect	<= 12	2016	105,735	114%	2015	49,370	(39%)	2014	81,369	37%	
		Other Total				449,373	141%		186,129	(46%)		346,808	48%	
		Research	Direct	<= 12	2016	1,965,380	(30%)	2015	2,793,037	245%	2014	808,647	108%	
Indirect			<= 12	2016	684,545	(31%)	2015	994,457	137%	2014	418,977	53%		
Research Total					2,649,925	(30%)		3,787,494	209%		1,227,624	89%		
	733530- SOM: Neurology: Cog Neurobehav Total				3,099,298	(22%)		3,973,623	152%		1,574,432	65%		
733535- SOM: Neurology: Neuromuscular	Other	Direct	<= 12	2016	132,235	(58%)	2015	318,506	61%	2014	197,300	1%		
		Indirect	<= 12	2016	39,048	(63%)	2015	105,214	78%	2014	59,019	8%		
	Other Total				171,283	(60%)		423,720	65%		256,319	3%		
	Research	Direct	<= 12	2016	197,924	(85%)	2015	1,331,973	89%	2014	704,513	2%		
		Indirect	<= 12	2016	22,507	(94%)	2015	356,671	147%	2014	144,493	27%		
	Research Total				220,431	(87%)		1,688,644	99%		849,006	6%		
Training	Direct	<= 12	2016	0	0%	2015	100,000	0%	2014	100,000	0%			
	Indirect	<= 12	2016	0	0%	2015	100,000	0%	2014	100,000	0%			
Training Total				0	0%		100,000	0%		100,000	0%			
	733535- SOM: Neurology: Neuromuscular Total				391,714	(82%)		2,212,364	84%		1,205,325	1%		
733545- SOM: Neurology: Stroke	Other	Direct	<= 12	2016	689,102	40%	2015	493,898	(36%)	2014	770,593	2%		
		Indirect	<= 12	2016	139,423	23%	2015	113,651	(28%)	2014	158,356	(3%)		
	Other Total				828,525	36%		607,549	(35%)		928,948	1%		
	Research	Direct	<= 12	2016	1,025,355	(3%)	2015	1,052,532	(11%)	2014	1,178,002	(7%)		
		Indirect	<= 12	2016	565,697	17%	2015	481,834	(10%)	2014	534,896	4%		
	Research Total				1,591,053	4%		1,534,367	(10%)		1,712,898	(3%)		
Training	Direct	<= 12	2016	0	0%	2015	0	0%	2014	65,000	0%			
	Indirect	<= 12	2016	0	0%	2015	0	0%	2014	65,000	0%			
Training Total				0	0%		0	0%		65,000	0%			
	733545- SOM: Neurology: Stroke Total				2,419,578	13%		2,141,916	(21%)		2,706,846	(4%)		
733560- SOM: Neurology: General	Other	Direct	<= 12	2016	0	0%	2015	67,626	0%	2014	0	0%		
		Indirect	<= 12	2016	0	0%	2015	26,374	0%	2014	0	0%		
	Other Total				0	0%		94,000	0%		0	0%		
	733560- SOM: Neurology: General Total				0	0%		94,000	0%		0	0%		
733570- SOM: Neurology: Neuropsych	Research	Direct	<= 12	2016	638,565	(3%)	2015	657,261	37%	2014	478,548	17%		
		Indirect	<= 12	2016	146,622	8%	2015	135,274	(14%)	2014	157,565	(3%)		

Emory University Award Statistics

Fiscal Year : 2016
Period : 12

Operating Unit	Department	Purpose Type	Direct/Indirect	FTYD Period	CFY	CFYTD (\$)	Variance (%)	PFY	PFYTD (\$)	Variance (%)	2YPFY	2YPFYTD (\$)	3 Year Average (%)
20000- School of Medicine	733570- SOM: Neurology: Neuropsych	Research Total				785,187	(1%)		792,535	25%		636,113	12%
	733570- SOM: Neurology: Neuropsych Total					785,187	(1%)		792,535	25%		636,113	12%
	734000- SOM: Neurosurgery: Admin	Other	Direct	<= 12	2016	205,459	(18%)	2015	250,426	(29%)	2014	351,953	(23%)
			Indirect	<= 12	2016	65,716	(21%)	2015	82,722	(31%)	2014	120,272	(26%)
		Other Total				271,175	(19%)		333,148	(29%)		472,226	(24%)
		Research	Direct	<= 12	2016	2,126,213	48%	2015	1,434,571	(11%)	2014	1,617,661	18%
			Indirect	<= 12	2016	1,044,764	96%	2015	532,731	(12%)	2014	605,810	42%
		Research Total				3,170,977	61%		1,967,302	(12%)		2,223,471	25%
		Training	Direct	<= 12	2016	1,085,527	4,242%	2015	25,000	900%	2014	2,500	2,571%
			Indirect	<= 12	2016	46,832	0%	2015	0	0%	2014	0	0%
		Training Total				1,132,359	4,429%		25,000	900%		2,500	2,665%
		734000- SOM: Neurosurgery: Admin Total				4,574,511	97%		2,325,450	(14%)		2,698,197	41%
	734500- SOM: Ophthal: Admin	Other	Direct	<= 12	2016	353,111	(86%)	2015	2,542,882	6,116%	2014	40,908	3,015%
			Indirect	<= 12	2016	102,679	(76%)	2015	427,816	3,310%	2014	12,544	1,617%
		Other Total				455,790	(85%)		2,970,698	5,458%		53,452	2,686%
		Research	Direct	<= 12	2016	1,105,306	(11%)	2015	1,244,534	86%	2014	667,816	38%
			Indirect	<= 12	2016	538,977	(6%)	2015	571,204	54%	2014	369,962	24%
		Research Total				1,644,283	(9%)		1,815,738	75%		1,037,778	33%
		Training	Direct	<= 12	2016	240,760	25%	2015	193,201	2%	2014	189,127	13%
			Indirect	<= 12	2016	13,864	2%	2015	13,562	5%	2014	12,924	4%
		Training Total				254,624	23%		206,763	2%		202,051	13%
		734500- SOM: Ophthal: Admin Total				2,354,697	(53%)		4,993,199	286%		1,293,281	117%
	734502- SOM: Ophthal: Chairman	Other	Direct	<= 12	2016	21,442	0%	2015	0	0%	2014	0	0%
			Indirect	<= 12	2016	6,432	0%	2015	0	0%	2014	0	0%
		Other Total				27,874	0%		0	0%		0	0%
		Research	Direct	<= 12	2016	294,236	9%	2015	270,000	135%	2014	115,000	72%
			Indirect	<= 12	2016	35,972	(76%)	2015	151,200	0%	2014	0	0%
		Research Total				330,208	(22%)		421,200	266%		115,000	122%
		734502- SOM: Ophthal: Chairman Total				358,082	(15%)		421,200	266%		115,000	126%
	734506- SOM: Ophthal: Dept Research	Research	Direct	<= 12	2016	0	0%	2015	549,218	6%	2014	520,125	0%
			Indirect	<= 12	2016	0	0%	2015	260,145	1%	2014	256,713	0%
		Research Total				0	0%		809,363	4%		776,838	0%
		734506- SOM: Ophthal: Dept Research Total				0	0%		809,363	4%		776,838	0%
734508- SOM: Ophthal: Basic Research	Research	Direct	<= 12	2016	500,000	(56%)	2015	1,130,185	32%	2014	856,784	(12%)	
		Indirect	<= 12	2016	280,000	(63%)	2015	763,420	97%	2014	386,960	17%	
	Research Total				780,000	(59%)		1,893,605	52%		1,243,744	(3%)	
	734508- SOM: Ophthal: Basic Research Total				780,000	(59%)		1,893,605	52%		1,243,744	(3%)	
734520- SOM: Ophthal: Cornea	Other	Direct	<= 12	2016	14,648	(24%)	2015	19,369	(39%)	2014	32,005	(32%)	
		Indirect	<= 12	2016	4,394	(24%)	2015	5,811	(39%)	2014	9,602	(32%)	
	Other Total				19,043	(24%)		25,180	(39%)		41,607	(32%)	
	734520- SOM: Ophthal: Cornea Total				19,043	(24%)		25,180	(39%)		41,607	(32%)	
734524- SOM: Ophthal: Glaucoma	Other	Direct	<= 12	2016	8,515	(83%)	2015	49,259	(16%)	2014	58,545	(49%)	
		Indirect	<= 12	2016	2,555	(85%)	2015	16,848	(4%)	2014	17,564	(44%)	
	Other Total				11,070	(83%)		66,107	(13%)		76,109	(48%)	
	734524- SOM: Ophthal: Glaucoma Total				11,070	(83%)		66,107	(13%)		76,109	(48%)	
734526- SOM: Ophthal: Neurology	Other	Direct	<= 12	2016	8,346	0%	2015	0	0%	2014	646	0%	
		Indirect	<= 12	2016	2,504	0%	2015	0	0%	2014	235	0%	
	Other Total				10,850	0%		0	0%		881	0%	
	Research	Direct	<= 12	2016	0	0%	2015	0	0%	2014	127,220	0%	
		Indirect	<= 12	2016	0	0%	2015	0	0%	2014	10,178	0%	
	Research Total				0	0%		0	0%		137,398	0%	
	734526- SOM: Ophthal: Neurology Total				10,850	0%		0	0%		138,279	0%	

Emory University Award Statistics

Fiscal Year : 2016
Period : 12

Operating Unit	Department	Purpose Type	Direct/Indirect	FTYD Period	CFY	CFYTD (\$)	Variance (%)	PFY	PFYTD (\$)	Variance (%)	2YPFY	2YPFYTD (\$)	3 Year Average (%)	
20000- School of Medicine	734528- SOM: Ophthal: Oculo-Pathology	Other	Direct	<= 12	2016	0	0%	2015	0	0%	2014	2,478	0%	
			Indirect	<= 12	2016	0	0%	2015	0	0%	2014	967	0%	
		Other Total					0	0%		0	0%		3,445	0%
		Research	Direct	<= 12	2016	285,294	14%	2015	250,340	(5%)	2014	264,344	4%	
			Indirect	<= 12	2016	135,228	(4%)	2015	140,191	(5%)	2014	148,033	(4%)	
		Research Total					420,522	8%		390,531	(5%)		412,377	1%
	734528- SOM: Ophthal: Oculo-Pathology Total					420,522	8%		390,531	(6%)		415,822	1%	
	734532- SOM: Ophthal: Pediatric	Other	Direct	<= 12	2016	26,736	(87%)	2015	211,870	2,189%	2014	9,254	1,051%	
			Indirect	<= 12	2016	8,390	(89%)	2015	77,038	2,191%	2014	3,362	1,051%	
		Other Total					35,126	(88%)		288,908	2,190%		12,616	1,051%
		Research	Direct	<= 12	2016	0	0%	2015	1	0%	2014	1	0%	
			Indirect	<= 12	2016	0	0%	2015	1	0%	2014	1	0%	
		Research Total					0	0%		1	0%		1	0%
	734532- SOM: Ophthal: Pediatric Total					35,126	(88%)		288,909	2,190%		12,617	1,051%	
	734534- SOM: Ophthal: Retina	Other	Direct	<= 12	2016	64,116	(20%)	2015	79,723	(69%)	2014	253,609	(44%)	
			Indirect	<= 12	2016	20,734	(62%)	2015	54,549	(8%)	2014	59,572	(35%)	
		Other Total					84,850	(37%)		134,272	(57%)		313,181	(47%)
		Research	Direct	<= 12	2016	42,468	0%	2015	0	0%	2014	0	0%	
			Indirect	<= 12	2016	15,416	0%	2015	0	0%	2014	0	0%	
		Research Total					57,884	0%		0	0%		0	0%
734534- SOM: Ophthal: Retina Total					142,734	6%		134,272	(57%)		313,181	(25%)		
735000- SOM: Orthopaedics: Admin	Other	Direct	<= 12	2016	184,220	133%	2015	79,146	(33%)	2014	117,708	50%		
		Indirect	<= 12	2016	53,641	124%	2015	23,945	(27%)	2014	32,976	48%		
	Other Total					237,861	131%		103,091	(32%)		150,684	50%	
	Research	Direct	<= 12	2016	118,184	48%	2015	79,782	(55%)	2014	175,522	(3%)		
		Indirect	<= 12	2016	7,667	159%	2015	2,955	(55%)	2014	6,615	52%		
	Research Total					125,851	52%		82,737	(55%)		182,137	(1%)	
735000- SOM: Orthopaedics: Admin Total					363,712	96%		185,828	(44%)		332,821	26%		
735500- SOM: Otolaryngology:Admin	Other	Direct	<= 12	2016	188,129	1,667%	2015	10,648	(17%)	2014	12,858	825%		
		Indirect	<= 12	2016	103,907	3,153%	2015	3,195	(17%)	2014	3,857	1,568%		
	Other Total					292,036	2,010%		13,843	(17%)		16,715	996%	
	Research	Direct	<= 12	2016	323,426	29%	2015	249,932	(44%)	2014	442,914	(7%)		
		Indirect	<= 12	2016	173,880	35%	2015	128,838	(45%)	2014	235,136	(5%)		
	Research Total					497,306	31%		378,770	(44%)		678,050	(6%)	
Training	Direct	<= 12	2016	105,000	0%	2015	0	0%	2014	0	0%			
	Indirect	<= 12	2016	105,000	0%	2015	0	0%	2014	0	0%			
Training Total					105,000	0%		0	0%		0	0%		
735500- SOM: Otolaryngology:Admin Total					894,342	128%		392,613	(43%)		694,765	42%		
736000- SOM: Pathology: Admin	Other	Direct	<= 12	2016	1,455,149	(54%)	2015	3,145,034	(3%)	2014	3,257,669	(29%)		
		Indirect	<= 12	2016	251,104	(64%)	2015	694,232	26%	2014	548,955	(19%)		
	Other Total					1,706,252	(56%)		3,839,266	1%		3,806,624	(27%)	
	Research	Direct	<= 12	2016	12,404,824	(21%)	2015	15,699,042	33%	2014	11,827,352	6%		
		Indirect	<= 12	2016	4,699,581	(11%)	2015	5,254,205	18%	2014	4,458,136	4%		
	Research Total					17,104,405	(18%)		20,953,247	29%		16,285,488	5%	
Training	Direct	<= 12	2016	254,706	(80%)	2015	1,257,708	4%	2014	1,212,109	(38%)			
	Indirect	<= 12	2016	10,600	(82%)	2015	60,112	5%	2014	57,282	(39%)			
Training Total					265,306	(80%)		1,317,820	4%		1,269,391	(38%)		
736000- SOM: Pathology: Admin Total					19,075,963	(27%)		26,110,333	22%		21,361,503	(2%)		
736500- SOM: Peds: Administration	Research	Direct	<= 12	2016	151,557	(69%)	2015	492,175	85%	2014	265,583	8%		
		Indirect	<= 12	2016	92,867	(58%)	2015	219,674	128%	2014	96,476	35%		
	Research Total					244,424	(66%)		711,849	97%		362,059	15%	
736500- SOM: Peds: Administration Total					244,424	(66%)		711,849	97%		362,059	15%		
736502- SOM: Peds: PCOG	Other	Direct	<= 12	2016	0	0%	2015	1,719	5%	2014	1,641	0%		
		Indirect	<= 12	2016	0	0%	2015	481	5%	2014	459	0%		
	Other Total					0	0%		2,200	5%		2,100	0%	

Emory University Award Statistics

Fiscal Year : 2016
Period : 12

Operating Unit	Department	Purpose Type	Direct/Indirect	FTYD Period	CFY	CFYTD (\$)	Variance (%)	PFY	PFYTD (\$)	Variance (%)	2YPFY	2YPFYTD (\$)	3 Year Average (%)	
20000- School of Medicine	736502- SOM: Peds: PCOG	Research	Direct	<= 12	2016	570,000	(51%)	2015	1,164,656	(54%)	2014	2,542,347	(53%)	
			Indirect	<= 12	2016	231,000	(52%)	2015	484,236	58%	2014	306,861	3%	
		Research Total					801,000	(51%)		1,648,892	(42%)		2,849,208	(47%)
	736502- SOM: Peds: PCOG Total						801,000	(51%)		1,651,092	(42%)		2,851,308	(47%)
	736504- SOM: Peds: Neonatology	Other	Direct	<= 12	2016	135,257	98%	2015	68,156	1,263%	2014	5,000	681%	
			Indirect	<= 12	2016	9,111	(30%)	2015	13,001	0%	2014	0	0%	
		Other Total				144,368	78%		81,157	1,523%		5,000	801%	
		Research	Direct	<= 12	2016	658,976	28%	2015	516,585	(18%)	2014	627,491	5%	
			Indirect	<= 12	2016	90,865	(45%)	2015	164,974	329%	2014	38,414	142%	
		Research Total				749,841	10%		681,559	2%		665,905	6%	
		Training	Direct	<= 12	2016	0	0%	2015	28,926	2%	2014	28,482	0%	
	Training Total				0	0%		28,926	2%		28,482	0%		
	736504- SOM: Peds: Neonatology Total						894,209	13%		791,642	13%		699,387	13%
	736506- SOM: Peds: Rheumatology	Other	Direct	<= 12	2016	9,312	(52%)	2015	19,249	41%	2014	13,696	(6%)	
			Indirect	<= 12	2016	3,496	(44%)	2015	6,265	184%	2014	2,205	70%	
		Other Total				12,808	(50%)		25,514	60%		15,902	5%	
		Research	Direct	<= 12	2016	1,500,472	47%	2015	1,019,084	(44%)	2014	1,835,188	1%	
			Indirect	<= 12	2016	805,429	75%	2015	459,737	(37%)	2014	733,059	19%	
	Research Total				2,305,901	56%		1,478,821	(42%)		2,568,247	7%		
	736506- SOM: Peds: Rheumatology Total						2,318,709	54%		1,504,335	(42%)		2,584,149	6%
	736508- SOM: Peds: Endocrinology	Other	Direct	<= 12	2016	134,834	(56%)	2015	304,617	13%	2014	270,115	(21%)	
			Indirect	<= 12	2016	41,821	(57%)	2015	96,693	21%	2014	80,031	(18%)	
		Other Total				176,655	(56%)		401,310	15%		350,146	(21%)	
		Research	Direct	<= 12	2016	267,070	4%	2015	255,711	10,916%	2014	2,321	5,460%	
			Indirect	<= 12	2016	70,353	(1%)	2015	71,312	8,772%	2014	804	4,385%	
	Research Total				337,423	3%		327,023	10,365%		3,125	5,184%		
	736508- SOM: Peds: Endocrinology Total						514,078	(29%)		728,333	106%		353,271	38%
736510- SOM: Peds: Gastroenterology	Other	Direct	<= 12	2016	319,143	(74%)	2015	1,240,015	141%	2014	515,437	33%		
		Indirect	<= 12	2016	82,606	(47%)	2015	156,739	94%	2014	80,941	23%		
	Other Total				401,749	(71%)		1,396,753	134%		596,378	31%		
	Research	Direct	<= 12	2016	3,887,309	27%	2015	3,053,078	(23%)	2014	3,948,693	2%		
		Indirect	<= 12	2016	869,313	(21%)	2015	1,094,708	(26%)	2014	1,482,954	(23%)		
	Research Total				4,756,622	15%		4,147,786	(24%)		5,431,647	(4%)		
	Training	Direct	<= 12	2016	142,512	0%	2015	0	0%	2014	0	0%		
Indirect		<= 12	2016	9,761	0%	2015	0	0%	2014	0	0%			
Training Total				152,273	0%		0	0%		0	0%			
736510- SOM: Peds: Gastroenterology Total						5,310,644	(4%)		5,544,539	(8%)		6,028,024	(6%)	
736512- SOM: Peds: Neurology	Other	Direct	<= 12	2016	1,049,211	946%	2015	100,312	0%	2014	0	0%		
		Indirect	<= 12	2016	127,360	1,577%	2015	7,593	0%	2014	0	0%		
	Other Total				1,176,572	990%		107,905	0%		0	0%		
	Research	Direct	<= 12	2016	1,051,125	107%	2015	508,305	51%	2014	336,932	79%		
		Indirect	<= 12	2016	542,699	161%	2015	207,645	61%	2014	129,318	111%		
	Research Total				1,593,824	123%		715,950	54%		466,250	88%		
Training	Direct	<= 12	2016	0	0%	2015	51,820	3%	2014	50,092	0%			
Training Total				0	0%		51,820	3%		50,092	0%			
736512- SOM: Peds: Neurology Total						2,770,396	216%		875,675	70%		516,342	143%	
736514- SOM: Peds: Nephrology	Other	Direct	<= 12	2016	677,425	210%	2015	218,822	(63%)	2014	587,366	73%		
		Indirect	<= 12	2016	216,637	194%	2015	73,728	(60%)	2014	186,386	67%		
	Other Total				894,061	206%		292,550	(62%)		773,752	72%		
	Research	Direct	<= 12	2016	25,200	450%	2015	4,585	0%	2014	0	0%		
		Indirect	<= 12	2016	0	0%	2015	1,334	0%	2014	0	0%		
Research Total				25,200	326%		5,919	0%		0	0%			
736514- SOM: Peds: Nephrology Total						919,261	208%		298,469	(61%)		773,752	73%	
736516- SOM: Peds: Children's Hrt	Other	Direct	<= 12	2016	992,680	109%	2015	475,201	(0%)	2014	475,294	54%		

Emory University Award Statistics

Fiscal Year : 2016
Period : 12

Operating Unit	Department	Purpose Type	Direct/Indirect	FTYD Period	CFY	CFYTD (\$)	Variance (%)	PFY	PFYTD (\$)	Variance (%)	2YPFY	2YPFYTD (\$)	3 Year Average (%)	
20000- School of Medicine	736516- SOM: Peds: Children's Hrt Ctr	Other	Indirect	<= 12	2016	35,019	(19%)	2015	43,478	2%	2014	42,790	(9%)	
		Other Total					1,027,700	98%		518,679	0%		518,084	49%
		Research	Direct	<= 12	2016	364,134	47%	2015	247,568	109%	2014	118,414	78%	
			Indirect	<= 12	2016	122,323	120%	2015	55,651	674%	2014	7,191	397%	
		Research Total					486,457	60%		303,219	141%		125,605	101%
		Training	Direct	<= 12	2016	52,200	0%	2015	0	0%	2014	0	0%	
	Training Total					52,200	0%		0	0%		0	0%	
	736516- SOM: Peds: Children's Hrt Ctr Total						1,566,357	91%		821,898	28%		643,689	59%
	736518- SOM: Peds: General	Other	Direct	<= 12	2016	325,335	103%	2015	160,314	(86%)	2014	1,129,635	9%	
			Indirect	<= 12	2016	31,284	151%	2015	12,445	(85%)	2014	81,996	33%	
		Other Total				356,619	106%		172,759	(86%)		1,211,631	10%	
		Research	Direct	<= 12	2016	250,000	0%	2015	250,000	0%	2014	250,000	0%	
			Indirect	<= 12	2016	140,000	0%	2015	140,000	0%	2014	140,000	0%	
	Research Total				390,000	0%		390,000	0%		390,000	0%		
	736518- SOM: Peds: General Total						746,619	33%		562,759	(65%)		1,601,631	(16%)
	736520- SOM: Peds: Infectious Disease	Other	Direct	<= 12	2016	545,825	(23%)	2015	712,061	98%	2014	358,979	38%	
			Indirect	<= 12	2016	173,515	(17%)	2015	209,067	41%	2014	147,930	12%	
		Other Total				719,340	(22%)		921,128	82%		506,909	30%	
		Research	Direct	<= 12	2016	3,199,252	(18%)	2015	3,921,225	(49%)	2014	7,754,136	(34%)	
			Indirect	<= 12	2016	1,254,789	(8%)	2015	1,366,899	(46%)	2014	2,519,205	(27%)	
		Research Total				4,454,041	(16%)		5,288,124	(49%)		10,273,341	(32%)	
Training	Direct	<= 12	2016	97,770	0%	2015	0	0%	2014	51,530	0%			
Training Total				97,770	0%		0	0%		51,530	0%			
736520- SOM: Peds: Infectious Disease Total						5,271,151	(15%)		6,209,252	(43%)		10,831,780	(29%)	
736522- SOM: Peds: Emergency Medicine	Other	Direct	<= 12	2016	772,589	20%	2015	643,624	378%	2014	134,781	199%		
		Indirect	<= 12	2016	183,153	12%	2015	163,528	417%	2014	31,647	214%		
	Other Total				955,742	18%		807,152	385%		166,428	202%		
736522- SOM: Peds: Emergency Medicine Total						955,742	18%		807,152	385%		166,428	202%	
736524- SOM: Peds: Critical Care	Other	Direct	<= 12	2016	48,890	(79%)	2015	229,920	171%	2014	84,787	46%		
		Indirect	<= 12	2016	13,523	6%	2015	12,704	(44%)	2014	22,693	(19%)		
	Other Total				62,413	(74%)		242,624	126%		107,480	26%		
	Research	Direct	<= 12	2016	12,253	390%	2015	2,500	5%	2014	2,372	198%		
		Indirect	<= 12	2016	3,247	0%	2015	0	0%	2014	628	0%		
Research Total				15,500	520%		2,500	(17%)		3,000	252%			
736524- SOM: Peds: Critical Care Total						77,913	(68%)		245,124	122%		110,480	27%	
736526- SOM: Peds: Emory LOBP	Research	Direct	<= 12	2016	1,156,418	(39%)	2015	1,902,545	25%	2014	1,517,592	(7%)		
		Indirect	<= 12	2016	573,571	(25%)	2015	764,564	(5%)	2014	805,490	(15%)		
	Research Total				1,729,989	(35%)		2,667,109	15%		2,323,082	(10%)		
	Training	Direct	<= 12	2016	0	0%	2015	0	0%	2014	33,586	0%		
Training Total				0	0%		0	0%		33,586	0%			
736526- SOM: Peds: Emory LOBP Total						1,729,989	(35%)		2,667,109	13%		2,356,668	(11%)	
736528- SOM: Peds: Allergy	Other	Direct	<= 12	2016	15,980	(55%)	2015	35,859	(6%)	2014	38,134	(31%)		
		Indirect	<= 12	2016	4,794	(13%)	2015	5,504	(10%)	2014	6,113	(11%)		
	Other Total				20,774	(50%)		41,363	(7%)		44,247	(28%)		
736528- SOM: Peds: Allergy Total						20,774	(50%)		41,363	(7%)		44,247	(28%)	
736532- SOM: Peds: Pulmonology	Other	Direct	<= 12	2016	124,365	(70%)	2015	412,687	71%	2014	241,643	0%		
		Indirect	<= 12	2016	40,955	(66%)	2015	122,196	44%	2014	84,856	(11%)		
	Other Total				165,320	(69%)		534,883	64%		326,500	(3%)		
	Research	Direct	<= 12	2016	407,154	(35%)	2015	624,898	(15%)	2014	732,258	(25%)		
		Indirect	<= 12	2016	73,038	(55%)	2015	161,479	(32%)	2014	236,986	(43%)		
	Research Total				480,192	(39%)		786,377	(19%)		969,244	(29%)		
Training	Direct	<= 12	2016	0	0%	2015	61,250	0%	2014	0	0%			
Training Total				0	0%		61,250	0%		0	0%			
736532- SOM: Peds: Pulmonology Total						645,512	(53%)		1,382,510	7%		1,295,744	(23%)	

Emory University Award Statistics

Fiscal Year : 2016
Period : 12

Operating Unit	Department	Purpose Type	Direct/Indirect	FTYD Period	CFY	CFYTD (\$)	Variance (%)	PFY	PFYTD (\$)	Variance (%)	2YPFY	2YPFYTD (\$)	3 Year Average (%)
20000- School of Medicine	Total												
	736534- SOM: Peds: Cystic Fibrosis	Other	Direct	<= 12	2016	405,419	(1%)	2015	408,299	11%	2014	368,890	5%
			Indirect	<= 12	2016	31,882	(25%)	2015	42,534	(13%)	2014	49,160	(19%)
		Other Total				437,301	(3%)		450,833	8%		418,050	2%
		Research	Direct	<= 12	2016	2,236,504	80%	2015	1,242,597	(46%)	2014	2,300,286	17%
			Indirect	<= 12	2016	403,059	66%	2015	242,484	(25%)	2014	321,974	21%
		Research Total				2,639,563	78%		1,485,081	(43%)		2,622,260	17%
	Training	Direct	<= 12	2016	1,500	(98%)	2015	76,250	(49%)	2014	150,315	(74%)	
		Indirect	<= 12	2016	0	0%	2015	2,400	1%	2014	2,385	0%	
	Training Total				1,500	(98%)		78,650	(48%)		152,700	(73%)	
	736534- SOM: Peds: Cystic Fibrosis Total					3,078,364	53%		2,014,564	(37%)		3,193,010	8%
	736538- SOM: Peds: Marcus Center	Other	Direct	<= 12	2016	238,326	41%	2015	169,319	(79%)	2014	813,736	(19%)
			Indirect	<= 12	2016	20,303	(27%)	2015	27,710	(66%)	2014	81,338	(46%)
		Other Total				258,629	31%		197,029	(78%)		895,074	(23%)
		Research	Direct	<= 12	2016	2,956,429	(10%)	2015	3,291,767	(22%)	2014	4,222,870	(16%)
			Indirect	<= 12	2016	578,293	10%	2015	526,717	(23%)	2014	688,254	(7%)
		Research Total				3,534,722	(7%)		3,818,484	(22%)		4,911,124	(15%)
	Training	Direct	<= 12	2016	0	0%	2015	29,500	(54%)	2014	64,500	0%	
		Indirect	<= 12	2016	0	0%	2015	29,500	(54%)	2014	64,500	0%	
	Training Total				0	0%		29,500	(54%)		64,500	0%	
	736538- SOM: Peds: Marcus Center Total					3,793,351	(6%)		4,045,013	(31%)		5,870,698	(19%)
	736540- SOM: Peds: Egleston	Other	Direct	<= 12	2016	0	0%	2015	89,570	3%	2014	87,039	0%
			Indirect	<= 12	2016	0	0%	2015	86	(99%)	2014	7,033	0%
		Other Total				0	0%		89,656	(5%)		94,072	0%
		Research	Direct	<= 12	2016	218,255	48%	2015	147,828	23%	2014	120,103	35%
			Indirect	<= 12	2016	8,363	0%	2015	0	0%	2014	0	0%
		Research Total				226,618	53%		147,828	23%		120,103	38%
	736540- SOM: Peds: Egleston Total					226,618	(5%)		237,484	11%		214,175	3%
	736541- SOM: Peds: Solid Tumor	Other	Direct	<= 12	2016	22,698	0%	2015	0	0%	2014	0	0%
			Indirect	<= 12	2016	22,698	0%	2015	0	0%	2014	0	0%
	736541- SOM: Peds: Solid Tumor Total					22,698	0%		0	0%		0	0%
	736542- SOM: Peds: Neuro-Oncology	Other	Direct	<= 12	2016	756,921	71%	2015	442,233	(14%)	2014	515,966	28%
			Indirect	<= 12	2016	244,110	66%	2015	146,993	72%	2014	85,420	69%
Other Total					1,001,031	70%		589,225	(2%)		601,386	34%	
Research		Direct	<= 12	2016	2,753,036	18%	2015	2,339,805	(47%)	2014	4,444,953	(15%)	
		Indirect	<= 12	2016	1,116,444	24%	2015	897,064	16%	2014	771,867	20%	
Research Total					3,869,480	20%		3,236,869	(38%)		5,216,819	(9%)	
736542- SOM: Peds: Neuro-Oncology Total					4,870,511	27%		3,826,094	(34%)		5,818,205	(3%)	
736543- SOM: Peds: Leukemia Lymphoma	Other	Direct	<= 12	2016	45,945	0%	2015	0	0%	2014	0	0%	
		Indirect	<= 12	2016	14,402	0%	2015	0	0%	2014	0	0%	
	Other Total				60,347	0%		0	0%		0	0%	
	Research	Direct	<= 12	2016	473,057	0%	2015	0	0%	2014	0	0%	
		Indirect	<= 12	2016	201,134	0%	2015	0	0%	2014	0	0%	
	Research Total				674,191	0%		0	0%		0	0%	
736543- SOM: Peds: Leukemia Lymphoma Total					734,538	0%		0	0%		0	0%	
736544- SOM: Peds: BMT	Other	Direct	<= 12	2016	1,735,720	(59%)	2015	4,250,852	1,402%	2014	282,947	672%	
		Indirect	<= 12	2016	285,190	(71%)	2015	971,101	2,294%	2014	40,567	1,112%	
	Other Total				2,020,910	(61%)		5,221,953	1,514%		323,514	726%	
	Research	Direct	<= 12	2016	266,838	88%	2015	142,104	45%	2014	98,065	66%	
		Indirect	<= 12	2016	13,912	0%	2015	0	0%	2014	53,935	0%	
	Research Total				280,750	98%		142,104	(7%)		152,000	46%	
736544- SOM: Peds: BMT Total					2,301,660	(57%)		5,364,057	1,028%		475,514	485%	
736545- SOM: Peds: Survivor	Research	Direct	<= 12	2016	5,111	0%	2015	0	0%	2014	0	0%	
		Indirect	<= 12	2016	1,441	0%	2015	0	0%	2014	0	0%	
	Research Total				6,552	0%		0	0%		0	0%	

Emory University Award Statistics

Fiscal Year : 2016
Period : 12

Operating Unit	Department	Purpose Type	Direct/Indirect	FTYD Period	CFY	CFYTD (\$)	Variance (%)	PFY	PFYTD (\$)	Variance (%)	2YPFY	2YPFYTD (\$)	3 Year Average (%)
20000- School of Medicine	736545- SOM: Peds: Survivor Total					6,552	0%		0	0%		0	0%
	736546- SOM: Peds: HemThrom	Other	Direct	<= 12	2016	2,283,362	(19%)	2015	2,809,454	65%	2014	1,706,611	23%
			Indirect	<= 12	2016	265,327	(12%)	2015	300,297	63%	2014	184,442	26%
		Other Total				2,548,689	(18%)		3,109,751	64%		1,891,053	23%
		Research	Direct	<= 12	2016	2,946,160	(15%)	2015	3,464,037	43%	2014	2,416,817	14%
			Indirect	<= 12	2016	1,395,428	(11%)	2015	1,571,905	63%	2014	964,018	26%
		Research Total				4,341,588	(14%)		5,035,942	49%		3,380,835	18%
	Training	Direct	<= 12	2016	154,576	0%	2015	0	0%	2014	126,667	0%	
		Indirect	<= 12	2016	0	0%	2015	0	0%	2014	25,333	0%	
	Training Total				154,576	0%		0	0%		152,000	0%	
	736546- SOM: Peds: HemThrom Total					7,044,853	(14%)		8,145,693	50%		5,423,888	18%
	736547- SOM: Peds: Sickle Cell	Other	Direct	<= 12	2016	261,494	0%	2015	0	0%	2014	0	0%
			Indirect	<= 12	2016	20,428	0%	2015	0	0%	2014	0	0%
		Other Total				281,922	0%		0	0%		0	0%
		Research	Direct	<= 12	2016	118,250	0%	2015	0	0%	2014	0	0%
			Indirect	<= 12	2016	54,175	0%	2015	0	0%	2014	0	0%
		Research Total				172,425	0%		0	0%		0	0%
	736547- SOM: Peds: Sickle Cell Total					454,347	0%		0	0%		0	0%
	736548- SOM: Peds: Hematology	Other	Direct	<= 12	2016	75,474	(65%)	2015	212,798	(53%)	2014	455,706	(59%)
			Indirect	<= 12	2016	16,676	(46%)	2015	30,857	(70%)	2014	103,223	(58%)
		Other Total				92,151	(62%)		243,655	(56%)		558,929	(59%)
		Research	Direct	<= 12	2016	1,969,239	(13%)	2015	2,276,204	(48%)	2014	4,365,510	(31%)
			Indirect	<= 12	2016	792,858	(9%)	2015	870,959	(20%)	2014	1,082,931	(14%)
		Research Total				2,762,097	(12%)		3,147,163	(42%)		5,448,442	(27%)
	Training	Direct	<= 12	2016	0	0%	2015	40,000	0%	2014	0	0%	
	Training Total				0	0%		40,000	0%		0	0%	
	736548- SOM: Peds: Hematology Total					2,854,248	(17%)		3,430,818	(43%)		6,007,371	(30%)
	736550- SOM: Peds: ENT	Other	Direct	<= 12	2016	7,072	64%	2015	4,322	0%	2014	0	0%
			Indirect	<= 12	2016	1,791	47%	2015	1,219	0%	2014	0	0%
		Other Total				8,863	60%		5,541	0%		0	0%
		Research	Direct	<= 12	2016	75,000	0%	2015	0	0%	2014	0	0%
		Research Total				75,000	0%		0	0%		0	0%
736550- SOM: Peds: ENT Total						83,863	1,413%		5,541	0%		0	0%
737000- SOM: Psych: Admin	Other	Direct	<= 12	2016	4,135,837	169%	2015	1,538,123	(39%)	2014	2,518,443	65%	
		Indirect	<= 12	2016	578,467	104%	2015	283,726	(33%)	2014	422,014	36%	
	Other Total				4,714,304	159%		1,821,849	(38%)		2,940,457	60%	
	Research	Direct	<= 12	2016	6,530,829	(15%)	2015	7,690,250	51%	2014	5,089,928	18%	
		Indirect	<= 12	2016	2,671,836	(3%)	2015	2,750,628	63%	2014	1,684,402	30%	
	Research Total				9,202,665	(12%)		10,440,878	54%		6,774,330	21%	
Training	Direct	<= 12	2016	439,527	(19%)	2015	539,986	(6%)	2014	572,336	(12%)		
Training Total				475,451	(22%)		613,045	(3%)		631,856	(13%)		
737000- SOM: Psych: Admin Total					14,392,420	12%		12,875,773	24%		10,346,643	18%	
737005- SOM: Psych: Autism Center	Other	Direct	<= 12	2016	943	(100%)	2015	935,730	863%	2014	97,205	381%	
		Indirect	<= 12	2016	57	(100%)	2015	87,774	1,135%	2014	7,105	518%	
	Other Total				1,000	(100%)		1,023,504	881%		104,310	391%	
	Research	Direct	<= 12	2016	19,076	(51%)	2015	39,191	0%	2014	0	0%	
	Research Total				19,076	(51%)		39,191	0%		0	0%	
	737005- SOM: Psych: Autism Center Total					20,076	(98%)		1,062,695	919%		104,310	410%
737015- SOM: Psych: Child Psych - CAMP	Research	Direct	<= 12	2016	0	0%	2015	151,840	0%	2014	151,840	0%	
		Indirect	<= 12	2016	0	0%	2015	12,147	0%	2014	12,147	0%	
	Research Total				0	0%		163,987	0%		163,987	0%	
737015- SOM: Psych: Child Psych - CAMP Total					0	0%		163,987	0%		163,987	0%	
737500- SOM: Rad Onc: Admin	Other	Direct	<= 12	2016	161,960	15%	2015	140,742	(76%)	2014	595,995	(31%)	

Emory University Award Statistics

Fiscal Year : 2016
Period : 12

Operating Unit	Department	Purpose Type	Direct/Indirect	FTYD Period	CFY	CFYTD (\$)	Variance (%)	PFY	PFYTD (\$)	Variance (%)	2YPFY	2YPFYTD (\$)	3 Year Average (%)
20000- School of Medicine	737500- SOM: Rad Onc: Admin	Other	Indirect	<= 12	2016	52,710	13%	2015	46,827	(76%)	2014	194,621	(32%)
		Other Total				214,670	14%		187,568	(76%)		790,616	(31%)
		Research	Direct	<= 12	2016	2,238,088	(22%)	2015	2,857,197	(21%)	2014	3,637,855	(22%)
			Indirect	<= 12	2016	1,146,054	(14%)	2015	1,334,461	(21%)	2014	1,685,896	(17%)
		Research Total				3,384,142	(19%)		4,191,658	(21%)		5,323,751	(20%)
		Training	Direct	<= 12	2016	144,652	12%	2015	129,360	(9%)	2014	142,852	1%
	Indirect		<= 12	2016	4,600	0%	2015	0	0%	2014	4,600	0%	
	Training Total				149,252	15%		129,360	(12%)		147,452	2%	
	737500- SOM: Rad Onc: Admin Total					3,748,064	(17%)		4,508,586	(28%)		6,261,819	(22%)
	738000- SOM: Rad: Admin	Other	Direct	<= 12	2016	0	0%	2015	0	0%	2014	2,308	0%
			Indirect	<= 12	2016	0	0%	2015	0	0%	2014	692	0%
		Other Total				0	0%		0	0%		3,000	0%
		Research	Direct	<= 12	2016	0	0%	2015	569,200	30%	2014	439,451	0%
			Indirect	<= 12	2016	0	0%	2015	313,806	61%	2014	195,207	0%
	Research Total				0	0%		883,006	39%		634,658	0%	
	738000- SOM: Rad: Admin Total					0	0%		883,006	38%		637,658	0%
	738002- SOM: Rad: Abdominal Radiology	Research	Direct	<= 12	2016	0	0%	2015	40,000	68%	2014	23,752	0%
			Indirect	<= 12	2016	0	0%	2015	0	0%	2014	0	0%
		Research Total				0	0%		40,000	68%		23,752	0%
		Training	Direct	<= 12	2016	0	0%	2015	3,000	0%	2014	0	0%
	Training Total				0	0%		3,000	0%		0	0%	
	738002- SOM: Rad: Abdominal Radiology Total					0	0%		43,000	81%		23,752	0%
	738004- SOM: Rad: Breast Imaging	Other	Direct	<= 12	2016	0	0%	2015	0	0%	2014	78,658	0%
			Indirect	<= 12	2016	0	0%	2015	0	0%	2014	23,598	0%
		Other Total				0	0%		0	0%		102,256	0%
		Training	Direct	<= 12	2016	0	0%	2015	3,000	0%	2014	0	0%
Training Total					0	0%		3,000	0%		0	0%	
738004- SOM: Rad: Breast Imaging Total					0	(100%)		3,000	(97%)		102,256	(99%)	
738006- SOM: Rad: Community Radiology	Research	Direct	<= 12	2016	210,000	600%	2015	30,000	0%	2014	30,000	300%	
	Research Total				210,000	600%		30,000	0%		30,000	300%	
738006- SOM: Rad: Community Radiology Total					210,000	600%		30,000	0%		30,000	300%	
738010- SOM: Rad: Neuroradiology	Research	Direct	<= 12	2016	60,000	0%	2015	0	0%	2014	0	0%	
		Indirect	<= 12	2016	0	0%	2015	0	0%	2014	0	0%	
	Research Total				60,000	0%		0	0%		0	0%	
	Training	Direct	<= 12	2016	70,000	0%	2015	70,000	0%	2014	0	0%	
Training Total				70,000	0%		70,000	0%		0	0%		
738010- SOM: Rad: Neuroradiology Total					130,000	86%		70,000	0%		0	0%	
738012- SOM: Rad: Nuclear Medicine	Other	Direct	<= 12	2016	0	0%	2015	289,172	739%	2014	34,448	0%	
		Indirect	<= 12	2016	0	0%	2015	104,460	678%	2014	13,435	0%	
	Other Total				0	0%		393,632	722%		47,883	0%	
738012- SOM: Rad: Nuclear Medicine Total					0	0%		393,632	722%		47,883	0%	
738014- SOM: Rad: Cardio Thoracic	Other	Direct	<= 12	2016	0	0%	2015	8,993	0%	2014	0	0%	
		Indirect	<= 12	2016	0	0%	2015	3,507	0%	2014	0	0%	
	Other Total				0	0%		12,500	0%		0	0%	
	Research	Direct	<= 12	2016	8,547	0%	2015	0	0%	2014	0	0%	
		Indirect	<= 12	2016	4,787	0%	2015	0	0%	2014	0	0%	
	Research Total				13,334	0%		0	0%		0	0%	
738014- SOM: Rad: Cardio Thoracic Total					13,334	7%		12,500	0%		0	0%	
738016- SOM: Rad: Interventional	Other	Direct	<= 12	2016	66,884	828%	2015	7,211	(67%)	2014	21,789	380%	
		Indirect	<= 12	2016	20,065	828%	2015	2,163	(67%)	2014	6,537	380%	
	Other Total				86,949	828%		9,374	(67%)		28,326	380%	
	Research	Direct	<= 12	2016	12,820	0%	2015	0	0%	2014	0	0%	
		Indirect	<= 12	2016	7,180	0%	2015	0	0%	2014	0	0%	
	Research Total				20,000	0%		0	0%		0	0%	

Emory University Award Statistics

Fiscal Year : 2016
Period : 12

Operating Unit	Department	Purpose Type	Direct/Indirect	FTYD Period	CFY	CFYTD (\$)	Variance (%)	PFY	PFYTD (\$)	Variance (%)	2YPFY	2YPFYTD (\$)	3 Year Average (%)	
20000- School of Medicine	738016- SOM: Rad: Interventional	Training	Direct	<= 12	2016	0	0%	2015	0	0%	2014	32,727	0%	
			Indirect	<= 12	2016	0	0%	2015	0	0%	2014	3,273	0%	
		Training Total					0	0%		0	0%		36,000	0%
	738016- SOM: Rad: Interventional Total					106,949	1,041%		9,374	(85%)		64,326	478%	
	738018- SOM: Rad: Pediatric	Research	Direct	<= 12	2016	0	0%	2015	2,875	0%	2014	0	0%	
		Research Total					0	0%		2,875	0%		0	0%
	738018- SOM: Rad: Pediatric Total					0	0%		2,875	0%		0	0%	
	738022- SOM: Rad: Neurointerventional	Other	Direct	<= 12	2016	769	(89%)	2015	6,750	(56%)	2014	15,404	(72%)	
			Indirect	<= 12	2016	231	(89%)	2015	2,025	(53%)	2014	4,340	(71%)	
		Other Total					1,000	(89%)		8,775	(56%)		19,744	(72%)
	738022- SOM: Rad: Neurointerventional Total					1,000	(89%)		8,775	(56%)		19,744	(72%)	
	738026- SOM: Rad: Rsch Labs - Gen	Research	Direct	<= 12	2016	1,056,075	372%	2015	223,930	(2%)	2014	227,395	185%	
			Indirect	<= 12	2016	410,476	315%	2015	99,002	(10%)	2014	109,537	152%	
		Research Total					1,466,551	354%		322,932	(4%)		336,932	175%
		Training	Direct	<= 12	2016	62,058	0%	2015	0	0%	2014	0	0%	
	Training Total					62,058	0%		0	0%		0	0%	
	738026- SOM: Rad: Rsch Labs - Gen Total					1,528,609	373%		322,932	(4%)		336,932	185%	
	738028- SOM: Rad: Rsch Labs - Gen Adm	Other	Direct	<= 12	2016	12,949	69%	2015	7,674	(68%)	2014	24,203	0%	
			Indirect	<= 12	2016	5,051	69%	2015	2,993	(68%)	2014	9,439	0%	
		Other Total					18,000	69%		10,667	(68%)		33,642	0%
		Research	Direct	<= 12	2016	46,463	0%	2015	0	0%	2014	355,212	0%	
			Indirect	<= 12	2016	4,646	0%	2015	0	0%	2014	187,117	0%	
		Research Total					51,109	0%		0	0%		542,329	0%
	738028- SOM: Rad: Rsch Labs - Gen Adm Total					69,109	63%		42,481	(93%)		623,203	(15%)	
	738030- SOM: Rad: Nuclear Cardiology	Research	Direct	<= 12	2016	491,611	(32%)	2015	719,429	(13%)	2014	825,522	(22%)	
			Indirect	<= 12	2016	132,247	(45%)	2015	239,524	(0%)	2014	240,628	(23%)	
		Research Total					623,858	(35%)		958,953	(10%)		1,066,150	(22%)
Training		Direct	<= 12	2016	0	0%	2015	48,340	0%	2014	0	0%		
Training Total					0	0%		48,340	0%		0	0%		
738030- SOM: Rad: Nuclear Cardiology Total					623,858	(38%)		1,007,293	(6%)		1,066,150	(22%)		
738032- SOM: Rad: Radiopharm Disc Lab	Other	Direct	<= 12	2016	0	0%	2015	0	0%	2014	18,538	0%		
	Other Total					0	0%		0	0%		18,538	0%	
	Research	Direct	<= 12	2016	550,000	7%	2015	515,678	0%	2014	0	0%		
		Indirect	<= 12	2016	252,000	(13%)	2015	288,780	0%	2014	0	0%		
Research Total					802,000	(0%)		804,458	0%		0	0%		
738032- SOM: Rad: Radiopharm Disc Lab Total					802,000	(0%)		804,458	4,240%		18,538	2,120%		
738034- SOM: Rad: Med Phys & Quad Img	Other	Direct	<= 12	2016	0	0%	2015	0	0%	2014	227,013	0%		
		Indirect	<= 12	2016	0	0%	2015	0	0%	2014	82,592	0%		
	Other Total					0	0%		0	0%		309,605	0%	
	Research	Direct	<= 12	2016	0	0%	2015	656,707	17%	2014	563,506	0%		
	Indirect	<= 12	2016	0	0%	2015	295,095	17%	2014	252,605	0%			
Research Total					0	0%		951,802	17%		816,111	0%		
738034- SOM: Rad: Med Phys & Quad Img Total					0	0%		951,802	(15%)		1,125,716	0%		
738036- SOM: Rad: Radiogand & Expert	Research	Direct	<= 12	2016	246,868	0%	2015	246,868	1%	2014	244,868	0%		
		Indirect	<= 12	2016	138,246	0%	2015	138,246	1%	2014	137,126	0%		
	Research Total					385,114	0%		385,114	1%		381,994	0%	
738036- SOM: Rad: Radiogand & Expert Total					385,114	0%		385,114	1%		381,994	0%		
738038- SOM: Rad: MR Research Lab	Research	Direct	<= 12	2016	301,901	(34%)	2015	459,770	(8%)	2014	499,139	(21%)		
		Indirect	<= 12	2016	156,990	(19%)	2015	193,100	(29%)	2014	271,213	(24%)		
	Research Total					458,891	(30%)		652,870	(15%)		770,352	(22%)	

Emory University Award Statistics

Fiscal Year : 2016
Period : 12

Operating Unit	Department	Purpose Type	Direct/Indirect	FTYD Period	CFY	CFYTD (\$)	Variance (%)	PFY	PFYTD (\$)	Variance (%)	2YPFY	2YPFYTD (\$)	3 Year Average (%)	
20000- School of Medicine	738038- SOM: Rad: MR Research Lab Total					458,891	(30%)		652,870	(15%)		770,352	(22%)	
	738040- SOM: Rad: Physics & Comp Lab	Other	Direct	<= 12	2016	0	0%	2015	201,275	9,231%	2014	2,157	0%	
			Indirect	<= 12	2016	0	0%	2015	78,497	9,234%	2014	841	0%	
		Other Total				0	0%		279,772	9,232%		2,998	0%	
	Research	Direct	<= 12	2016	113,225	(65%)	2015	322,327	578%	2014	47,530	257%		
			<= 12	2016	62,274	(59%)	2015	152,566	0%	2014	0	0%		
		Research Total				175,499	(63%)		474,893	899%		47,530	418%	
	Training	Direct	<= 12	2016	35,000	(68%)	2015	110,000	11%	2014	98,877	(28%)		
						35,000	(68%)		110,000	11%		98,877	(28%)	
		Training Total												
		738040- SOM: Rad: Physics & Comp Lab Total					210,499	(76%)		864,665	479%		149,405	202%
	738044- SOM: Rad: Emergency Radiology	Research	Direct	<= 12	2016	0	0%	2015	0	0%	2014	70,000	0%	
							0	0%		0	0%		70,000	0%
		Research Total				0	0%		0	0%		70,000	0%	
		738044- SOM: Rad: Emergency Radiology Total					0	0%		0	0%		70,000	0%
	738500- SOM: Rehab: Admin	Other	Direct	<= 12	2016	36,502	156%	2015	14,232	(78%)	2014	65,430	39%	
				<= 12	2016	13,971	152%	2015	5,550	(77%)	2014	23,751	38%	
			Other Total				50,474	155%		19,782	(78%)		89,181	39%
		Research	Direct	<= 12	2016	294,674	(25%)	2015	391,433	(23%)	2014	505,190	(24%)	
				<= 12	2016	46,774	37%	2015	34,148	(74%)	2014	131,829	(19%)	
			Research Total				341,448	(20%)		425,581	(33%)		637,019	(26%)
		738500- SOM: Rehab: Admin Total				391,922	(12%)		445,363	(39%)		726,200	(25%)	
	738505- SOM: Rehab: DPT Program	Other	Direct	<= 12	2016	431,763	0%	2015	0	0%	2014	0	0%	
				<= 12	2016	89,856	0%	2015	0	0%	2014	0	0%	
			Other Total				521,619	0%		0	0%		0	0%
		Research	Direct	<= 12	2016	530,766	(40%)	2015	886,986	9,657%	2014	9,091	4,808%	
				<= 12	2016	140,558	(50%)	2015	282,302	30,956%	2014	909	15,453%	
			Research Total				671,324	(43%)		1,169,288	11,593%		10,000	5,775%
	Training	Direct	<= 12	2016	67,661	0%	2015	0	0%	2014	0	0%		
			<= 12	2016	37,214	0%	2015	0	0%	2014	0	0%		
		Training Total				104,875	0%		0	0%		0	0%	
		738505- SOM: Rehab: DPT Program Total				1,297,818	11%		1,169,288	11,593%		10,000	5,802%	
	739005- SOM: Surgery: General	Other	Direct	<= 12	2016	1,284,453	(14%)	2015	1,499,532	8,218%	2014	18,028	4,102%	
<= 12				2016	493,079	(6%)	2015	522,143	9,569%	2014	5,400	4,782%		
		Other Total				1,777,532	(12%)		2,021,675	8,529%		23,428	4,259%	
Research		Direct	<= 12	2016	1,302,769	(18%)	2015	1,593,078	(54%)	2014	3,470,490	(36%)		
			<= 12	2016	351,637	(28%)	2015	487,441	(49%)	2014	962,335	(39%)		
		Research Total				1,654,406	(20%)		2,080,519	(53%)		4,432,825	(37%)	
Training	Direct	<= 12	2016	377,474	91%	2015	197,638	(44%)	2014	352,462	24%			
		<= 12	2016	20,024	95%	2015	10,251	(45%)	2014	18,721	25%			
	Training Total				397,498	91%		207,889	(44%)		371,183	24%		
	739005- SOM: Surgery: General Total				3,829,436	(11%)		4,310,083	(11%)		4,827,436	(11%)		
739010- SOM: Surgery: Vascular	Other	Direct	<= 12	2016	104,672	103%	2015	51,579	(27%)	2014	71,027	38%		
			<= 12	2016	29,902	93%	2015	15,474	(27%)	2014	21,308	33%		
		Other Total				134,574	101%		67,053	(27%)		92,335	37%	
	Research	Direct	<= 12	2016	394,125	33%	2015	295,253	38%	2014	214,071	36%		
			<= 12	2016	68,913	84%	2015	37,458	159%	2014	14,489	121%		
		Research Total				463,038	39%		332,711	46%		228,560	42%	
	739010- SOM: Surgery: Vascular Total				597,612	49%		399,764	25%		320,895	37%		
739015- SOM: Surgery: Oncology	Other	Direct	<= 12	2016	0	0%	2015	3,409	(98%)	2014	137,634	0%		
			<= 12	2016	0	0%	2015	511	(98%)	2014	24,476	0%		
		Other Total				0	0%		3,920	(98%)		162,110	0%	
	Research	Direct	<= 12	2016	1,362,670	26%	2015	1,082,890	191%	2014	372,541	108%		
			<= 12	2016	511,768	20%	2015	428,034	156%	2014	167,104	88%		
		Research Total				1,874,438	24%		1,510,924	180%		539,645	102%	
Training	Direct	<= 12	2016	56,118	(40%)	2015	94,030	0%	2014	0	0%			

Emory University Award Statistics

Fiscal Year : 2016
Period : 12

Operating Unit	Department	Purpose Type	Direct/Indirect	FTYD Period	CFY	CFYTD (\$)	Variance (%)	PFY	PFYTD (\$)	Variance (%)	2YPFY	2YPFYTD (\$)	3 Year Average (%)
20000- School of Medicine	739015- SOM: Surgery: Oncology	Training Total				56,118	(40%)		94,030	0%		0	0%
	739015- SOM: Surgery: Oncology Total					1,930,556	20%		1,608,874	129%		701,755	75%
	739020- SOM: Surgery: Thoracic	Other	Direct	<= 12	2016	898,808	38%	2015	653,232	9%	2014	601,545	23%
			Indirect	<= 12	2016	267,031	33%	2015	200,120	12%	2014	178,695	23%
		Other Total				1,165,839	37%		853,352	9%		780,239	23%
		Research	Direct	<= 12	2016	429,182	31%	2015	328,535	(65%)	2014	928,333	(17%)
			Indirect	<= 12	2016	63,639	20%	2015	53,172	(86%)	2014	366,867	(33%)
		Research Total				492,821	29%		381,707	(71%)		1,295,200	(21%)
		Training	Direct	<= 12	2016	58,180	5%	2015	55,582	0%	2014	0	0%
	Training Total				58,180	5%		55,582	0%		0	0%	
	739020- SOM: Surgery: Thoracic Total					1,716,840	33%		1,290,641	(38%)		2,075,439	(2%)
	739025- SOM: Surgery: Plastic	Other	Direct	<= 12	2016	0	0%	2015	2,212	(100%)	2014	450,556	0%
			Indirect	<= 12	2016	0	0%	2015	663	(100%)	2014	173,688	0%
		Other Total				0	0%		2,875	(100%)		624,244	0%
		Research	Direct	<= 12	2016	0	0%	2015	0	0%	2014	405,595	0%
			Indirect	<= 12	2016	0	0%	2015	0	0%	2014	213,152	0%
	Research Total				0	0%		0	0%		618,747	0%	
	739025- SOM: Surgery: Plastic Total					0	0%		2,875	(100%)		1,242,991	0%
	739030- SOM: Surgery: Oral Surgery	Other	Direct	<= 12	2016	1,942	(97%)	2015	57,872	1,490%	2014	3,640	697%
			Indirect	<= 12	2016	758	(96%)	2015	21,544	1,417%	2014	1,420	660%
		Other Total				2,700	(97%)		79,417	1,469%		5,060	686%
	739030- SOM: Surgery: Oral Surgery Total					2,700	(97%)		79,417	1,469%		5,060	686%
	739035- SOM: Surgery: Transplant	Other	Direct	<= 12	2016	979,413	(37%)	2015	1,543,791	(40%)	2014	2,579,063	(38%)
			Indirect	<= 12	2016	287,143	(40%)	2015	476,570	(39%)	2014	784,569	(40%)
		Other Total				1,266,556	(37%)		2,020,361	(40%)		3,363,632	(39%)
		Research	Direct	<= 12	2016	5,661,629	18%	2015	4,780,629	39%	2014	3,449,453	29%
			Indirect	<= 12	2016	1,672,807	42%	2015	1,175,392	0%	2014	1,170,019	21%
Research Total					7,334,436	23%		5,956,021	29%		4,619,472	26%	
Training		Direct	<= 12	2016	265,806	(40%)	2015	441,520	244%	2014	128,327	102%	
	Indirect	<= 12	2016	7,549	(36%)	2015	11,844	161%	2014	4,533	63%		
Training Total				273,355	(40%)		453,364	241%		132,860	101%		
739035- SOM: Surgery: Transplant Total					8,874,347	5%		8,429,746	4%		8,115,964	5%	
739040- SOM: Surgery: Pediatrics	Other	Direct	<= 12	2016	15,575	0%	2015	0	0%	2014	0	0%	
		Indirect	<= 12	2016	4,672	0%	2015	0	0%	2014	0	0%	
	Other Total				20,247	0%		0	0%		0	0%	
739040- SOM: Surgery: Pediatrics Total					20,247	0%		0	0%		0	0%	
739045- SOM: Surgery: Grady Surgery	Other	Direct	<= 12	2016	80,152	360%	2015	17,418	(73%)	2014	64,713	144%	
		Indirect	<= 12	2016	29,342	380%	2015	6,113	(72%)	2014	22,044	154%	
	Other Total				109,494	365%		23,531	(73%)		86,757	146%	
	Research	Direct	<= 12	2016	590,909	30%	2015	454,544	(33%)	2014	681,818	(2%)	
		Indirect	<= 12	2016	59,091	30%	2015	45,456	(33%)	2014	68,182	(2%)	
Research Total				650,000	30%		500,000	(33%)		750,000	(2%)		
739045- SOM: Surgery: Grady Surgery Total					759,494	45%		523,531	(37%)		836,757	4%	
739500- SOM: Urology: Admin	Other	Direct	<= 12	2016	612,353	21%	2015	506,185	58%	2014	320,660	39%	
		Indirect	<= 12	2016	193,905	19%	2015	162,536	52%	2014	107,210	35%	
	Other Total				806,259	21%		668,721	56%		427,870	38%	
	Research	Direct	<= 12	2016	1,210,056	79%	2015	676,978	(59%)	2014	1,659,792	10%	
		Indirect	<= 12	2016	470,646	196%	2015	158,746	(75%)	2014	630,957	61%	
Research Total				1,680,702	101%		835,724	(64%)		2,290,749	19%		
739500- SOM: Urology: Admin Total					2,486,960	65%		1,504,445	(45%)		2,718,619	10%	
20000- School of Medicine Total					348,047,763	(4%)		362,975,409	13%		320,674,323	5%	
22000- School	811000- SPH: Behavrl Sciences &	Other	Direct	<= 12	2016	857,292	(31%)	2015	1,234,612	68%	2014	733,380	19%

Emory University Award Statistics

Fiscal Year : 2016
Period : 12

Operating Unit	Department	Purpose Type	Direct/Indirect	FTYD Period	CFY	CFYTD (\$)	Variance (%)	PFY	PFYTD (\$)	Variance (%)	2YPFY	2YPFYTD (\$)	3 Year Average (%)		
22000- School of Public Health	811000- SPH: Behavrl Sciences & Health	Other	Indirect	<= 12	2016	193,918	(5%)	2015	204,588	4%	2014	196,293	(0%)		
		Other Total					1,051,210	(27%)		1,439,200	55%		929,673	14%	
		Research	Direct	<= 12	2016	6,026,860	20%	2015	5,036,993	(31%)	2014	7,289,672	(6%)		
			Indirect	<= 12	2016	1,941,374	18%	2015	1,645,856	(38%)	2014	2,648,884	(10%)		
		Research Total					7,968,234	19%		6,682,849	(33%)		9,938,556	(7%)	
		Training	Direct	<= 12	2016	1,098,500	(42%)	2015	1,878,182	426%	2014	356,784	192%		
			Indirect	<= 12	2016	45,800	(55%)	2015	102,452	1,142%	2014	8,247	543%		
		Training Total						1,144,300	(42%)		1,980,634	443%		365,031	200%
		811000- SPH: Behavrl Sciences & Health Total						10,163,744	1%		10,102,683	(10%)		11,233,260	(5%)
		812000- SPH: Biostatistics	Other	Direct	<= 12	2016	269,345	449%	2015	49,084	75%	2014	28,000	262%	
	Indirect			<= 12	2016	19,420	0%	2015	0	0%	2014	0	0%		
	Other Total						288,765	488%		49,084	75%		28,000	282%	
	Research		Direct	<= 12	2016	2,842,886	36%	2015	2,084,274	(28%)	2014	2,891,132	4%		
			Indirect	<= 12	2016	1,193,140	21%	2015	988,650	(21%)	2014	1,255,787	(0%)		
	Research Total						4,036,026	31%		3,072,924	(26%)		4,146,919	3%	
	Training		Direct	<= 12	2016	19,192	(95%)	2015	372,807	3%	2014	361,589	(46%)		
			Indirect	<= 12	2016	1,535	(94%)	2015	27,264	21%	2014	22,598	(37%)		
	Training Total							20,727	(95%)		400,071	4%		384,187	(45%)
	812000- SPH: Biostatistics Total							4,345,518	23%		3,522,079	(23%)		4,559,106	0%
	813000- SPH: Environmental Health	Other	Direct	<= 12	2016	192,215	(7%)	2015	205,829	2,625%	2014	7,553	1,309%		
			Indirect	<= 12	2016	21,360	(44%)	2015	38,348	1,202%	2014	2,946	579%		
		Other Total					213,575	(13%)		244,177	2,226%		10,499	1,107%	
		Research	Direct	<= 12	2016	9,453,966	66%	2015	5,690,210	(18%)	2014	6,954,684	24%		
			Indirect	<= 12	2016	3,969,750	119%	2015	1,812,336	(9%)	2014	1,997,021	55%		
		Research Total					13,423,716	79%		7,502,546	(16%)		8,951,705	31%	
		Training	Direct	<= 12	2016	1,151,968	91%	2015	603,071	10%	2014	549,636	50%		
			Indirect	<= 12	2016	59,226	106%	2015	28,711	3%	2014	28,002	54%		
Training Total							1,211,194	92%		631,782	9%		577,638	51%	
813000- SPH: Environmental Health Total							14,848,485	77%		8,378,505	(12%)		9,539,842	33%	
814000- SPH: Epidemiology	Other	Direct	<= 12	2016	2,675,431	19%	2015	2,254,164	172%	2014	829,384	95%			
		Indirect	<= 12	2016	783,703	361%	2015	170,132	(12%)	2014	193,149	174%			
	Other Total					3,459,134	43%		2,424,296	137%		1,022,533	90%		
	Research	Direct	<= 12	2016	12,009,253	9%	2015	11,064,637	(29%)	2014	15,480,902	(10%)			
		Indirect	<= 12	2016	4,520,057	5%	2015	4,294,788	(19%)	2014	5,284,884	(7%)			
	Research Total					16,529,310	8%		15,359,425	(26%)		20,765,786	(9%)		
	Training	Direct	<= 12	2016	690,333	(5%)	2015	729,861	147%	2014	295,484	71%			
		Indirect	<= 12	2016	25,380	(50%)	2015	51,075	455%	2014	9,203	202%			
	Training Total						715,713	(8%)		780,936	156%		304,687	74%	
	814000- SPH: Epidemiology Total						20,704,157	12%		18,564,657	(16%)		22,093,006	(2%)	
815000- SPH: Health Policy and Mngmnt	Other	Direct	<= 12	2016	315,673	437%	2015	58,754	(32%)	2014	86,014	203%			
		Indirect	<= 12	2016	30,935	430%	2015	5,840	63%	2014	3,579	246%			
	Other Total					346,608	437%		64,594	(28%)		89,593	204%		
	Research	Direct	<= 12	2016	1,658,451	(15%)	2015	1,946,160	(40%)	2014	3,258,837	(28%)			
		Indirect	<= 12	2016	532,662	(19%)	2015	654,581	(30%)	2014	933,015	(24%)			
Research Total						2,191,113	(16%)		2,600,741	(38%)		4,191,852	(27%)		
815000- SPH: Health Policy and Mngmnt Total						2,537,721	(5%)		2,665,335	(38%)		4,281,445	(21%)		
816000- SPH: Global Health	Other	Direct	<= 12	2016	1,784,334	(41%)	2015	3,003,155	85%	2014	1,622,321	22%			
		Indirect	<= 12	2016	466,616	1%	2015	460,558	30%	2014	353,417	16%			
	Other Total					2,250,950	(35%)		3,463,713	75%		1,975,738	20%		
	Research	Direct	<= 12	2016	14,107,932	(10%)	2015	15,618,973	60%	2014	9,739,153	25%			
		Indirect	<= 12	2016	3,478,541	59%	2015	2,181,949	22%	2014	1,788,772	41%			
	Research Total						17,586,473	(1%)		17,800,922	54%		11,527,925	27%	
	Training	Direct	<= 12	2016	821,036	32%	2015	623,301	(90%)	2014	6,524,989	(29%)			
		Indirect	<= 12	2016	49,933	54%	2015	32,333	(97%)	2014	1,118,802	(21%)			
	Training Total						870,969	33%		655,634	(91%)		7,643,791	(29%)	

Emory University Award Statistics

Fiscal Year : 2016
Period : 12

Operating Unit	Department	Purpose Type	Direct/Indirect	FTYD Period	CFY	CFYTD (\$)	Variance (%)	PFY	PFYTD (\$)	Variance (%)	2YPFY	2YPFYTD (\$)	3 Year Average (%)
22000- School of Public Health	816000- SPH: Global Health Total					20,708,392	(6%)		21,920,269	4%		21,147,454	(1%)
	817000- SPH: Global Health Institute	Other	Direct	<= 12	2016	70,000	(96%)	2015	1,809,288	1,134%	2014	146,618	519%
			Indirect	<= 12	2016	0	0%	2015	173,934	500%	2014	29,010	0%
		Other Total				70,000	(96%)		1,983,222	1,029%		175,627	466%
		Research	Direct	<= 12	2016	19,381,756	(8%)	2015	21,110,788	0%	2014	0	0%
			Indirect	<= 12	2016	2,027,289	15%	2015	1,761,212	0%	2014	0	0%
	Research Total				21,409,045	(6%)		22,872,000	0%		0	0%	
817000- SPH: Global Health Institute Total					21,479,045	(14%)		24,855,222	14,052%		175,627	7,019%	
22000- School of Public Health Total					94,787,062	5%		90,008,751	23%		73,029,740	14%	
24000- School of Nursing	801200- SON: Dean's Office	Research	Direct	<= 12	2016	0	0%	2015	0	0%	2014	42,626	0%
			Indirect	<= 12	2016	0	0%	2015	0	0%	2014	23,870	0%
		Research Total				0	0%		0	0%		66,496	0%
	801200- SON: Dean's Office Total					0	0%		0	0%		66,496	0%
	801215- SON: Office of the Dean	Research	Direct	<= 12	2016	2,026,947	135%	2015	864,152	1,868%	2014	43,921	1,001%
			Indirect	<= 12	2016	1,036,364	231%	2015	312,700	1,171%	2014	24,595	701%
		Research Total				3,063,311	160%		1,176,852	1,618%		68,516	889%
	801215- SON: Office of the Dean Total					3,063,311	160%		1,176,852	1,618%		68,516	889%
	801800- SON: Nursing Research	Other	Direct	<= 12	2016	0	0%	2015	75,000	0%	2014	0	0%
			Indirect	<= 12	2016	0	0%	2015	0	0%	2014	0	0%
		Other Total				0	0%		75,000	0%		0	0%
		Research	Direct	<= 12	2016	379,813	720%	2015	46,322	0%	2014	0	0%
	Indirect		<= 12	2016	203,822	0%	2015	0	0%	2014	0	0%	
	Research Total				583,635	1,160%		46,322	0%		0	0%	
	801800- SON: Nursing Research Total					583,635	381%		121,322	0%		0	0%
	803100- SON: Adult & Elder Hlth Dept	Other	Direct	<= 12	2016	0	0%	2015	0	0%	2014	8,500	0%
			Indirect	<= 12	2016	0	0%	2015	0	0%	2014	0	0%
		Other Total				0	0%		0	0%		8,500	0%
		Research	Direct	<= 12	2016	4,757	0%	2015	0	0%	2014	0	0%
	Indirect		<= 12	2016	476	0%	2015	0	0%	2014	0	0%	
	Research Total				5,233	0%		0	0%		0	0%	
	803100- SON: Adult & Elder Hlth Dept Total					5,233	0%		0	0%		8,500	0%
	803200- SON: Family & Community Hlth	Research	Direct	<= 12	2016	133,333	0%	2015	0	0%	2014	0	0%
		Research Total				133,333	0%		0	0%		0	0%
803200- SON: Family & Community Hlth Total					133,333	0%		0	0%		0	0%	
803300- SON: Academic Advancement	Other	Direct	<= 12	2016	2,526,901	262%	2015	697,155	480%	2014	120,105	371%	
		Indirect	<= 12	2016	135,204	5%	2015	128,380	2,442%	2014	5,050	1,224%	
	Other Total				2,662,105	222%		825,535	560%		125,155	391%	
	Research	Direct	<= 12	2016	6,043,635	(28%)	2015	8,403,230	8%	2014	7,798,770	(10%)	
		Indirect	<= 12	2016	1,879,082	5%	2015	1,796,086	(3%)	2014	1,843,509	1%	
	Research Total				7,922,717	(22%)		10,199,316	6%		9,642,279	(8%)	
	Training	Direct	<= 12	2016	730,274	(61%)	2015	1,860,955	(17%)	2014	2,231,204	(39%)	
Indirect		<= 12	2016	32,339	(64%)	2015	89,908	(23%)	2014	116,786	(44%)		
Training Total				762,613	(61%)		1,950,863	(17%)		2,347,990	(39%)		
803300- SON: Academic Advancement Total					11,347,435	(13%)		12,975,714	7%		12,115,424	(3%)	
24000- School of Nursing Total					15,132,947	6%		14,273,888	16%		12,258,936	11%	
28000- Yerkes Primate Center	820000- YRK: Director's Office	Research	Direct	<= 12	2016	7,950,707	9%	2015	7,286,531	(7%)	2014	7,864,010	1%
			Indirect	<= 12	2016	3,089,885	5%	2015	2,947,063	(1%)	2014	2,987,351	2%
		Research Total				11,040,592	8%		10,233,594	(6%)		10,851,361	1%
	820000- YRK: Director's Office Total					11,040,592	8%		10,233,594	(6%)		10,851,361	1%
	820010- YRK: Business Fin & Resrch Adm	Other	Direct	<= 12	2016	0	0%	2015	0	0%	2014	1,000,000	0%
		Other Total				0	0%		0	0%		1,000,000	0%
820010- YRK: Business Fin & Resrch Adm Total					0	0%		0	0%		1,000,000	0%	
820030- YRK: Assoc Dir Animal	Other	Direct	<= 12	2016	0	0%	2015	500,000	0%	2014	0	0%	

Emory University Award Statistics

Fiscal Year : 2016
Period : 12

Operating Unit	Department	Purpose Type	Direct/Indirect	FTYD Period	CFY	CFYTD (\$)	Variance (%)	PFY	PFYTD (\$)	Variance (%)	2YPFY	2YPFYTD (\$)	3 Year Average (%)
28000- Yerkes Primate Center	820030- YRK: Assoc Dir Animal Resrcs	Other Total				0	0%		500,000	0%		0	0%
	820030- YRK: Assoc Dir Animal Resrcs Total					0	0%		500,000	0%		0	0%
	820400- YRK: Animal Resources	Research	Direct	<= 12	2016	0	0%	2015	0	0%	2014	33,997	0%
		Research Total				0	0%		0	0%		33,997	0%
	820400- YRK: Animal Resources Total					0	0%		0	0%		33,997	0%
	820414- YRK: Behavioral Management	Research	Direct	<= 12	2016	385,851	0%	2015	0	0%	2014	0	0%
			Indirect	<= 12	2016	277,101	0%	2015	0	0%	2014	0	0%
		Research Total				662,952	0%		0	0%		0	0%
	820414- YRK: Behavioral Management Total					662,952	0%		0	0%		0	0%
	820421- YRK: Vet Med Main Station	Research	Direct	<= 12	2016	16,002	(87%)	2015	121,875	(19%)	2014	150,000	(53%)
			Indirect	<= 12	2016	3,200	(97%)	2015	95,671	(19%)	2014	117,750	(58%)
		Research Total				19,202	(91%)		217,546	(19%)		267,750	(55%)
	820421- YRK: Vet Med Main Station Total					19,202	(91%)		217,546	(19%)		267,750	(55%)
	821000- YRK: Emory Vaccine Center	Other	Direct	<= 12	2016	0	0%	2015	0	0%	2014	1,000,000	0%
		Other Total				0	0%		0	0%		1,000,000	0%
		Research	Direct	<= 12	2016	22,730,056	47%	2015	15,485,064	(16%)	2014	18,399,694	15%
			Indirect	<= 12	2016	12,188,499	67%	2015	7,286,431	(22%)	2014	9,319,041	23%
		Research Total				34,918,555	53%		22,771,495	(18%)		27,718,735	18%
		Training	Direct	<= 12	2016	43,576	(13%)	2015	50,308	(63%)	2014	136,364	(38%)
			Indirect	<= 12	2016	0	0%	2015	5,031	(63%)	2014	13,636	0%
		Training Total				43,576	(21%)		55,339	(63%)		150,000	(42%)
	821000- YRK: Emory Vaccine Center Total					34,962,131	53%		22,826,834	(21%)		28,868,735	16%
	821100- YRK: Behav Neuro & Psych Dis	Research	Direct	<= 12	2016	1,760,309	132%	2015	757,124	(61%)	2014	1,919,073	36%
			Indirect	<= 12	2016	1,334,700	156%	2015	520,754	(60%)	2014	1,304,417	48%
		Research Total				3,095,009	142%		1,277,878	(60%)		3,223,490	41%
	Training	Direct	<= 12	2016	130,728	(39%)	2015	214,712	58%	2014	136,300	9%	
	Training Total				130,728	(39%)		214,712	58%		136,300	9%	
821100- YRK: Behav Neuro & Psych Dis Total					3,225,737	116%		1,492,590	(56%)		3,359,790	30%	
821150- YRK: Ctr Trans Social NeuroSci	Research	Direct	<= 12	2016	0	0%	2015	1,232,049	(2%)	2014	1,253,726	0%	
		Indirect	<= 12	2016	0	0%	2015	757,792	11%	2014	681,096	0%	
	Research Total				0	0%		1,989,841	3%		1,934,822	0%	
821150- YRK: Ctr Trans Social NeuroSci Total					0	0%		1,989,841	3%		1,934,822	0%	
821200- YRK: Microbiology & Immunology	Other	Direct	<= 12	2016	0	0%	2015	35,510	91%	2014	18,562	0%	
		Indirect	<= 12	2016	0	0%	2015	27,876	144%	2014	11,431	0%	
	Other Total				0	0%		63,386	111%		29,993	0%	
	Research	Direct	<= 12	2016	9,663,114	(7%)	2015	10,417,604	21%	2014	8,637,742	7%	
		Indirect	<= 12	2016	6,144,539	10%	2015	5,591,135	48%	2014	3,775,740	29%	
	Research Total				15,807,653	(1%)		16,008,739	29%		12,413,482	14%	
	Training	Direct	<= 12	2016	0	0%	2015	101,082	83%	2014	55,094	0%	
	Training Total				0	0%		101,082	83%		55,094	0%	
821200- YRK: Microbiology & Immunology Total					15,807,653	(2%)		16,173,207	29%		12,498,569	14%	
821300- YRK: NND-Neuroscience	Other	Direct	<= 12	2016	528,538	(11%)	2015	593,408	36%	2014	435,168	13%	
		Indirect	<= 12	2016	79,281	(11%)	2015	89,011	36%	2014	65,275	13%	
	Other Total				607,819	(11%)		682,419	36%		500,443	13%	
	Research	Direct	<= 12	2016	1,402,621	(13%)	2015	1,604,650	13%	2014	1,415,567	0%	
		Indirect	<= 12	2016	966,150	(6%)	2015	1,031,528	10%	2014	937,426	2%	
	Research Total				2,368,771	(10%)		2,636,178	12%		2,352,993	1%	
	Training	Direct	<= 12	2016	310,282	4%	2015	297,619	(1%)	2014	300,832	2%	
		Indirect	<= 12	2016	15,863	7%	2015	14,849	(2%)	2014	15,107	3%	
	Training Total				326,145	4%		312,468	(1%)		315,939	2%	
821300- YRK: NND-Neuroscience Total					3,302,735	(9%)		3,631,065	15%		3,169,375	3%	
821400- YRK: Dev & Cog	Research	Direct	<= 12	2016	3,239,593	(13%)	2015	3,721,010	27%	2014	2,930,620	7%	

Emory University Award Statistics

Fiscal Year : 2016
Period : 12

Operating Unit	Department	Purpose Type	Direct/Indirect	FTYD Period	CFY	CFYTD (\$)	Variance (%)	PFY	PFYTD (\$)	Variance (%)	2YPFY	2YPFYTD (\$)	3 Year Average (%)	
28000- Yerkes Primate Center	821400- YRK: Dev & Cog Neuroscience	Research	Indirect	<= 12	2016	2,267,642	(6%)	2015	2,413,275	10%	2014	2,184,122	2%	
		Research Total					5,507,235	(10%)		6,134,285	20%		5,114,742	5%
		Training	Direct	<= 12	2016	43,576	1%	2015	43,120	0%	2014	0	0%	
		Training Total				43,576	1%		43,120	0%		0	0%	
		821400- YRK: Dev & Cog Neuroscience Total					5,550,811	(10%)		6,177,405	21%		5,114,742	5%
	821500- YRK: Pathology Research	Research	Direct	<= 12	2016	359,769	9%	2015	331,369	(58%)	2014	785,770	(25%)	
			Indirect	<= 12	2016	279,336	7%	2015	260,125	(56%)	2014	593,915	(24%)	
		Research Total					639,105	8%		591,494	(57%)		1,379,685	(25%)
		821500- YRK: Pathology Research Total					639,105	8%		591,494	(57%)		1,379,685	(25%)
	821600- YRK: NND-Sensory Motor Systems	Research	Direct	<= 12	2016	659,287	0%	2015	658,569	(75%)	2014	2,649,241	(38%)	
			Indirect	<= 12	2016	513,493	(12%)	2015	583,353	(57%)	2014	1,349,552	(34%)	
		Research Total					1,172,780	(6%)		1,241,922	(69%)		3,998,793	(37%)
		Training	Direct	<= 12	2016	0	0%	2015	92,907	(36%)	2014	144,159	0%	
			Indirect	<= 12	2016	0	0%	2015	7,433	(36%)	2014	11,533	0%	
		Training Total				0	0%		100,340	(36%)		155,692	0%	
	821600- YRK: NND-Sensory Motor Systems Total					1,172,780	(13%)		1,342,262	(68%)		4,154,485	(40%)	
821800- YRK: Emory Inst Drug Dev	Research	Direct	<= 12	2016	1,878,723	104%	2015	919,876	77%	2014	520,802	90%		
		Indirect	<= 12	2016	834,984	67%	2015	501,324	133%	2014	215,618	100%		
	Research Total					2,713,707	91%		1,421,200	93%		736,420	92%	
	821800- YRK: Emory Inst Drug Dev Total					2,713,707	91%		1,421,200	93%		736,420	92%	
	28000- Yerkes Primate Center Total					79,097,405	19%		66,597,038	(9%)		73,369,731	5%	
60000- President	016001- Office of Univ Chaplain	Other	Direct	<= 12	2016	159,091	0%	2015	0	0%	2014	0	0%	
			Indirect	<= 12	2016	15,909	0%	2015	0	0%	2014	0	0%	
		Other Total					175,000	0%		0	0%		0	0%
		016001- Office of Univ Chaplain Total					175,000	0%		0	0%		0	0%
	080020- CL: VP & Dean for Campus Life	Other	Direct	<= 12	2016	0	0%	2015	0	0%	2014	55,753	0%	
			Indirect	<= 12	2016	0	0%	2015	0	0%	2014	2,665	0%	
		Other Total					0	0%		0	0%		58,418	0%
		080020- CL: VP & Dean for Campus Life Total					0	0%		0	0%		58,418	0%
	084030- Mental Health Fee	Other	Direct	<= 12	2016	0	0%	2015	0	0%	2014	7,194	0%	
			Indirect	<= 12	2016	0	0%	2015	0	0%	2014	2,806	0%	
Other Total						0	0%		0	0%		10,000	0%	
	084030- Mental Health Fee Total					0	0%		0	0%		10,000	0%	
	60000- President Total					175,000	0%		0	0%		68,418	0%	
62000- EVP- Finance & Administration	103010- Sustainability Initiatives	Training	Direct	<= 12	2016	0	0%	2015	0	0%	2014	0	0%	
			Indirect	<= 12	2016	0	0%	2015	0	0%	2014	0	0%	
		Training Total					0	0%		0	0%		0	0%
		103010- Sustainability Initiatives Total					0	0%		0	0%		0	0%
	153080- OIT: R-WIT Central Operations	Research	Direct	<= 12	2016	0	0%	2015	152,487	(4%)	2014	158,803	0%	
Research Total						0	0%		152,487	(4%)		158,803	0%	
		153080- OIT: R-WIT Central Operations Total					0	0%		152,487	(4%)		158,803	0%
	62000- EVP- Finance & Administration Total					0	(100%)		152,487	(4%)		158,803	(52%)	
65000- EVP- Academic Affairs	900000- EVP Academic Affairs & Provost	Research	Direct	<= 12	2016	0	0%	2015	78,870	0%	2014	0	0%	
		Research Total				0	0%		78,870	0%		0	0%	
		900000- EVP Academic Affairs & Provost Total					0	0%		78,870	0%		0	0%
	903500- CenterforCommunityPartnerships	Other	Direct	<= 12	2016	54,405	(90%)	2015	526,462	0%	2014	0	0%	
		Indirect	<= 12	2016	910	(99%)	2015	161,434	0%	2014	0	0%		
Other Total						55,315	(92%)		687,896	0%		0	0%	
	Research	Direct	<= 12	2016	0	0%	2015	20,832	0%	2014	0	0%		

Emory University Award Statistics

Fiscal Year : 2016
Period : 12

Operating Unit	Department	Purpose Type	Direct/Indirect	FTYD Period	CFY	CFYTD (\$)	Variance (%)	PFY	PFYTD (\$)	Variance (%)	2YPFY	2YPFYTD (\$)	3 Year Average (%)	
65000- EVP- Academic Affairs	903500- CenterforCommunityPartnerships	Research	Indirect	<= 12	2016	0	0%	2015	5,416	0%	2014	0	0%	
		Research Total				0	0%		26,248	0%		0	0%	
		903500- CenterforCommunityPartnerships Total				55,315	(92%)		714,144	0%		0	0%	
	906000- Ethics Center	Research	Direct		<= 12	2016	725,365	1,089%	2015	61,000	0%	2014	0	0%
			Indirect		<= 12	2016	103,705	0%	2015	0	0%	2014	0	0%
		Research Total				829,070	1,259%		61,000	0%		0	0%	
	906000- Ethics Center Total				829,070	1,259%		61,000	0%		0	0%		
	915000- LITS: Ctr Digital Scholarship	Other	Direct		<= 12	2016	233,807	0%	2015	0	0%	2014	0	0%
			Indirect		<= 12	2016	91,185	0%	2015	0	0%	2014	0	0%
		Other Total				324,992	0%		0	0%		0	0%	
		Research	Direct		<= 12	2016	0	0%	2015	10,000	(29%)	2014	14,000	0%
	Research Total				0	0%		10,000	(29%)		14,000	0%		
	915000- LITS: Ctr Digital Scholarship Total				324,992	3,150%		10,000	(29%)		14,000	1,561%		
	926000- Michael C. Carlos Museum	Research	Direct		<= 12	2016	110,050	0%	2015	110,050	0%	2014	0	0%
		Research Total				110,050	0%		110,050	0%		0	0%	
926000- Michael C. Carlos Museum Total				110,050	0%		110,050	0%		0	0%			
930100- Global Strategy & Initiatives	Other	Direct		<= 12	2016	0	0%	2015	0	0%	2014	15,000	0%	
	Other Total				0	0%		0	0%		15,000	0%		
930100- Global Strategy & Initiatives Total				0	0%		0	0%		15,000	0%			
949500- LITS: Scholarly Communications	Research	Direct		<= 12	2016	73,500	0%	2015	0	0%	2014	0	0%	
	Research Total				73,500	0%		0	0%		0	0%		
949500- LITS: Scholarly Communications Total				73,500	0%		0	0%		0	0%			
65000- EVP- Academic Affairs Total					1,392,927	43%		974,064	3,259%		29,000	1,651%		
68000- EVP- Health Affairs	701000- EVP Health Affairs	Other	Direct		<= 12	2016	38,562	0%	2015	0	0%	2014	0	0%
		Other Total				38,562	0%		0	0%		0	0%	
		Research	Direct		<= 12	2016	0	0%	2015	79,510	0%	2014	0	0%
	Research Total				0	0%		79,510	0%		0	0%		
	701000- EVP Health Affairs Total				38,562	(52%)		79,510	0%		0	0%		
	701500- Winship Cancer Institute	Other	Direct		<= 12	2016	68,200	157%	2015	26,547	537%	2014	4,168	347%
			Indirect		<= 12	2016	26,456	156%	2015	10,353	650%	2014	1,380	403%
		Other Total				94,656	157%		36,900	565%		5,547	361%	
		Research	Direct		<= 12	2016	1,963,355	23%	2015	1,589,844	(12%)	2014	1,813,838	6%
			Indirect		<= 12	2016	1,032,279	26%	2015	818,535	(18%)	2014	1,002,014	4%
	Research Total				2,995,634	24%		2,408,379	(14%)		2,815,852	5%		
	701500- Winship Cancer Institute Total				3,090,290	26%		2,445,279	(13%)		2,821,399	7%		
	702500- Emory Transplant Center	Other	Direct		<= 12	2016	0	0%	2015	0	0%	2014	167,845	0%
		Other Total				0	0%		0	0%		167,845	0%	
	702500- Emory Transplant Center Total				0	0%		0	0%		167,845	0%		
704500- WHSC Library	Other	Direct		<= 12	2016	0	0%	2015	0	0%	2014	0	0%	
		Indirect		<= 12	2016	0	0%	2015	0	0%	2014	0	0%	
	Other Total				0	0%		0	0%		0	0%		
704500- WHSC Library Total				0	0%		0	0%		0	0%			
708500- CARES Program	Other	Direct		<= 12	2016	0	0%	2015	375,000	0%	2014	375,000	0%	
	Other Total				0	0%		375,000	0%		375,000	0%		
	Research	Direct		<= 12	2016	0	0%	2015	300,000	0%	2014	300,000	0%	
Research Total				0	0%		300,000	0%		300,000	0%			
708500- CARES Program Total				0	0%		675,000	0%		675,000	0%			
68000- EVP- Health Affairs Total					3,128,852	(2%)		3,199,789	(13%)		3,664,244	(7%)		
Grand Total					574,593,454	0%		572,409,537	10%		521,827,189	5%		

Emory University Award Statistics

Fiscal Year : 2016
Period : 12

Department										
Fiscal Year	Operating Unit	Department	Period	Awards Processed	Direct (\$)	Indirect (\$)	Total (\$)			
2016	10000- Emory College	831000- ECAS: Biology	PD 01 - September	1	502,413	111,912	614,325			
			PD 06 - February	5	656,781	190,883	847,664			
			PD 07 - March	5	941,541	360,918	1,302,459			
			PD 08 - April	4	1,901,877	641,432	2,543,309			
			PD 09 - May	1	29,146	0	29,146			
			PD 10 - June	3	597,294	144,395	741,689			
			PD 11 - July	1	202,500	113,400	315,900			
			PD 12 - August	4	529,126	198,333	727,459			
			831000- ECAS: Biology Total				24	5,360,678	1,761,273	7,121,951
		831010- ECAS: Chemistry	PD 01 - September	3	1,623,058	56,146	1,679,204			
			PD 03 - November	3	971,800	484,696	1,456,496			
			PD 04 - December	4	360,714	193,142	553,856			
			PD 05 - January	1	454,986	0	454,986			
			PD 06 - February	1	323,934	176,066	500,000			
			PD 07 - March	5	269,464	33,085	302,549			
			PD 08 - April	4	541,218	280,322	821,540			
			PD 09 - May	2	368,017	187,695	555,712			
			PD 10 - June	5	571,443	296,050	867,493			
			PD 11 - July	2	84,571	46,057	130,628			
			PD 12 - August	10	1,978,150	988,145	2,966,295			
			831010- ECAS: Chemistry Total				40	7,547,355	2,741,404	10,288,759
			831020- ECAS: Math & Computer Science	PD 01 - September	1	120,286	59,713	179,999		
		PD 04 - December		1	10,400	1,560	11,960			
		PD 05 - January		1	45,455	4,545	50,000			
		PD 07 - March		5	363,836	137,876	501,712			
		PD 08 - April		3	370,121	143,046	513,167			
		PD 09 - May		2	112,506	54,859	167,365			
PD 10 - June	1	6,000		1,000	7,000					
PD 12 - August	3	369,423		182,132	551,555					
831020- ECAS: Math & Computer Science Total				17	1,398,027	584,731	1,982,758			
831030- ECAS: Physics	PD 01 - September	1	110,725	0	110,725					
	PD 04 - December	1	238,363	106,572	344,935					
	PD 06 - February	1	82,624	42,069	124,693					
	PD 07 - March	1	43,951	22,303	66,254					
	PD 08 - April	2	141,861	71,800	213,661					
	PD 10 - June	1	200,000	108,640	308,640					
	PD 11 - July	1	54,064	27,735	81,799					
	PD 12 - August	1	255,575	122,938	378,513					
831030- ECAS: Physics Total				9	1,127,163	502,057	1,629,220			
832000- ECAS: Anthropology	PD 01 - September	1	8,959	896	9,855					
	PD 10 - June	2	82,428	23,890	106,318					
	PD 11 - July	1	50,000	0	50,000					

Emory University Award Statistics

Fiscal Year : 2016
Period : 12

Fiscal Year	Operating Unit	Department	Period	Awards Processed	Direct (\$)	Indirect (\$)	Total (\$)
2016	10000- Emory College	832000- ECAS: Anthropology	PD 12 - August	4	1,019,536	139,411	1,158,947
		832000- ECAS: Anthropology Total		8	1,160,923	164,197	1,325,120
		832010- ECAS: Economics	PD 01 - September	2	186,382	104,375	290,757
		832010- ECAS: Economics Total		2	186,382	104,375	290,757
		832030- ECAS: Environmental Science	PD 03 - November	1	30,742	17,216	47,958
			PD 05 - January	1	45,561	25,514	71,075
			PD 07 - March	1	48,041	26,902	74,943
			PD 08 - April	1	12,990	3,377	16,367
			PD 09 - May	1	138,777	58,144	196,921
			PD 11 - July	1	203,212	111,335	314,547
			PD 12 - August	1	26,976	10,521	37,497
			832030- ECAS: Environmental Science Total		7	506,299	253,009
		832060- ECAS: Political Science	PD 02 - October	1	9,091	909	10,000
			PD 03 - November	1	20,641	3,096	23,737
			PD 07 - March	1	27,000	2,700	29,700
			PD 10 - June	3	90,924	14,041	104,965
		832060- ECAS: Political Science Total		6	147,656	20,746	168,402
		832070- ECAS: Psychology	PD 02 - October	1	57,871	6,702	64,573
			PD 06 - February	2	155,964	86,780	242,744
			PD 08 - April	2	178,120	70,000	248,120
			PD 09 - May	6	926,705	386,192	1,312,897
			PD 10 - June	1	13,760	1,839	15,599
			PD 11 - July	1	410,279	229,756	640,035
			PD 12 - August	2	299,932	167,962	467,894
		832070- ECAS: Psychology Total		15	2,042,631	949,231	2,991,862
		832080- ECAS: Sociology	PD 11 - July	1	4,091	1,993	6,084
		832080- ECAS: Sociology Total		1	4,091	1,993	6,084
		833010- ECAS: Art History	PD 05 - January	2	284,080	59,944	344,024
			PD 11 - July	1	70,000	0	70,000
		833010- ECAS: Art History Total		3	354,080	59,944	414,024
		833030- ECAS: Comparative Literature	PD 01 - September	1	45,000	0	45,000
		833030- ECAS: Comparative Literature Total		1	45,000	0	45,000
		833090- ECAS: MESAS	PD 03 - November	1	25,000	0	25,000
			PD 10 - June	1	13,200	0	13,200
		833090- ECAS: MESAS Total		2	38,200	0	38,200
		833100- ECAS: Music	PD 07 - March	1	60,000	0	60,000
		833100- ECAS: Music Total		1	60,000	0	60,000
		833110- ECAS: Philosophy	PD 07 - March	1	80,000	0	80,000
		833110- ECAS: Philosophy Total		1	80,000	0	80,000
		833120- ECAS: Religion	PD 06 - February	1	14,050	0	14,050
		833120- ECAS: Religion Total		1	14,050	0	14,050
		834010- ECAS: Ctr Science Education	PD 01 - September	1	240,000	0	240,000
PD 06 - February	1		(12,750)	0	(12,750)		
PD 07 - March	0		12,750	0	12,750		
834010- ECAS: Ctr Science		2	240,000	0	240,000		

Emory University Award Statistics

Fiscal Year : 2016
Period : 12

Fiscal Year	Operating Unit	Department	Period	Awards Processed	Direct (\$)	Indirect (\$)	Total (\$)	
2016	10000- Emory College	Education Total						
		835080- ECAS: Democracy & Citizenship	PD 11 - July	1	41,000	0	41,000	
		835080- ECAS: Democracy & Citizenship Total		1	41,000	0	41,000	
		837010- ECAS: Ctr Humanistic Inquiry	PD 12 - August	1	225,000	0	225,000	
		837010- ECAS: Ctr Humanistic Inquiry Total		1	225,000	0	225,000	
		837020- ECAS: Ctr Mind Brain & Culture	PD 06 - February	1	70,060	10,509	80,569	
		837020- ECAS: Ctr Mind Brain & Culture Total		1	70,060	10,509	80,569	
		837060- ECAS: Emory Tibet Partnership	PD 08 - April	1	450,000	67,500	517,500	
		837060- ECAS: Emory Tibet Partnership Total		1	450,000	67,500	517,500	
		837070- ECAS: Ctr Study Human Health	PD 10 - June	1	288,250	77,550	365,800	
		837070- ECAS: Ctr Study Human Health Total		1	288,250	77,550	365,800	
		10000- Emory College Total			145	21,386,845	7,298,519	28,685,364
		11000- Graduate School of Arts & Scie	832090- ECAS: Women's Studies	PD 08 - April	1	0	0	0
			832090- ECAS: Women's Studies Total		1	0	0	0
861000- GRS: Dean's Office	PD 02 - October		2	279,891	94,633	374,524		
	PD 09 - May		1	128,117	0	128,117		
861000- GRS: Dean's Office Total			3	408,008	94,633	502,641		
861300- GRS: Student Development	PD 03 - November		1	3,822	2,140	5,962		
861300- GRS: Student Development Total			1	3,822	2,140	5,962		
861600- GRS: Special Funding	PD 12 - August		1	1,426,000	0	1,426,000		
861600- GRS: Special Funding Total			1	1,426,000	0	1,426,000		
863300- GRS: Anthropology	PD 12 - August		1	13,420	0	13,420		
863300- GRS: Anthropology Total			1	13,420	0	13,420		
863730- GRS: Women's Studies	PD 09 - May		1	1,000	0	1,000		
863730- GRS: Women's Studies Total			1	1,000	0	1,000		
865000- GRS: Religion	PD 04 - December		1	10,000	0	10,000		
865000- GRS: Religion Total		1	10,000	0	10,000			
11000- Graduate School of Arts & Scie Total			9	1,862,250	96,773	1,959,023		
12000- Law School	881420- School of Law	PD 02 - October	1	20,000	0	20,000		
		PD 03 - November	1	66,000	0	66,000		
		PD 04 - December	1	90,000	0	90,000		
		PD 05 - January	3	332,000	0	332,000		
		PD 06 - February	1	100,000	0	100,000		
		PD 09 - May	1	30,000	0	30,000		
		PD 11 - July	2	125,972	9,222	135,194		
		PD 12 - August	1	52,000	0	52,000		
		881420- School of Law Total		11	815,972	9,222	825,194	
		12000- Law School Total			11	815,972	9,222	825,194
14000- Candler School of Theology	885520- Candler School Of Theology	PD 07 - March	1	95,545	9,554	105,099		
		PD 09 - May	1	550,426	55,043	605,469		
		885520- Candler School Of Theology Total		2	645,971	64,597	710,568	
14000- Candler School of Theology Total			2	645,971	64,597	710,568		

Emory University Award Statistics

Fiscal Year : 2016
Period : 12

Fiscal Year	Operating Unit	Department	Period	Awards Processed	Direct (\$)	Indirect (\$)	Total (\$)
2016	16000- Goizueta Business School	872090- GBS: Faculty Support / Resrch	PD 04 - December	3	409,000	0	409,000
			PD 06 - February	1	30,350	0	30,350
			PD 09 - May	1	82,000	0	82,000
			PD 10 - June	1	130,000	0	130,000
			872090- GBS: Faculty Support / Resrch Total	6	651,350	0	651,350
	16000- Goizueta Business School Total		6	651,350	0	651,350	
	20000- School of Medicine	720810- SOM: Div of Animal Resources	PD 06 - February	1	5,000	0	5,000
			PD 11 - July	1	7,500	0	7,500
			720810- SOM: Div of Animal Resources Total	2	12,500	0	12,500
		720820- SOM: ACTSI	PD 02 - October	1	32,399	1,043	33,442
PD 06 - February			1	0	0	0	
PD 12 - August			3	5,360,462	767,380	6,127,842	
720820- SOM: ACTSI Total		5	5,392,861	768,423	6,161,284		
723000- SOM: Biochem: Admin		PD 01 - September	4	1,014,742	348,295	1,363,037	
		PD 02 - October	2	90,000	15,900	105,900	
		PD 03 - November	1	40,500	0	40,500	
		PD 04 - December	3	173,119	41,435	214,554	
		PD 06 - February	1	456	0	456	
		PD 07 - March	1	25,990	14,555	40,545	
		PD 08 - April	5	751,807	376,038	1,127,845	
		PD 09 - May	5	415,663	125,984	541,647	
		PD 10 - June	2	345,865	164,610	510,475	
		PD 11 - July	4	853,170	281,805	1,134,975	
		PD 12 - August	12	1,576,683	647,739	2,224,422	
		723000- SOM: Biochem: Admin Total	40	5,287,995	2,016,361	7,304,356	
724000- SOM: BME: Admin		PD 04 - December	2	95,710	16,887	112,597	
	PD 05 - January	1	57,354	28,738	86,092		
	PD 06 - February	1	8,498	680	9,178		
	PD 07 - March	1	50,000	0	50,000		
	PD 09 - May	1	58,794	0	58,794		
	PD 10 - June	1	383,350	79,519	462,869		
	PD 11 - July	4	386,497	113,425	499,922		
	PD 12 - August	2	125,258	101,584	226,842		
724000- SOM: BME: Admin Total	13	1,165,461	340,833	1,506,294			
724200- SOM: BMI: Admin	PD 01 - September	2	230,662	44,630	275,292		
	PD 06 - February	5	149,717	57,405	207,122		
	PD 07 - March	2	221,468	90,422	311,890		
	PD 08 - April	2	43,344	16,905	60,249		
	PD 11 - July	1	109,230	8,738	117,968		
724200- SOM: BMI: Admin Total	12	754,421	218,100	972,521			
724500- SOM: Cell Biology: Admin	PD 01 - September	2	220,000	120,963	340,963		
	PD 03 - November	2	487,296	271,448	758,744		

Emory University Award Statistics

Fiscal Year : 2016
Period : 12

Fiscal Year	Operating Unit	Department	Period	Awards Processed	Direct (\$)	Indirect (\$)	Total (\$)		
2016	20000- School of Medicine	724500- SOM: Cell Biology: Admin	PD 05 - January	3	587,500	323,689	911,189		
			PD 06 - February	3	271,410	148,819	420,229		
			PD 07 - March	4	533,327	269,019	802,346		
			PD 08 - April	9	1,745,242	486,099	2,231,341		
			PD 09 - May	3	405,762	59,146	464,908		
			PD 10 - June	2	300,695	138,908	439,603		
			PD 11 - July	7	649,268	308,655	957,923		
			PD 12 - August	3	527,991	268,812	796,803		
		724500- SOM: Cell Biology: Admin Total				38	5,728,491	2,395,558	8,124,049
		725000- SOM: Hum Gen: Admin	PD 01 - September	8	1,964,100	380,638	2,344,738		
			PD 02 - October	3	412,796	152,866	565,662		
			PD 03 - November	4	885,201	341,364	1,226,565		
			PD 04 - December	3	463,932	203,276	667,208		
			PD 05 - January	4	376,637	138,284	514,921		
			PD 06 - February	11	1,485,634	473,983	1,959,618		
			PD 07 - March	3	433,942	173,220	607,161		
			PD 08 - April	3	289,627	106,846	396,474		
			PD 09 - May	6	479,995	240,370	720,365		
			PD 10 - June	6	1,729,076	347,790	2,076,867		
			PD 11 - July	7	726,698	354,508	1,081,206		
			PD 12 - August	8	2,547,817	760,830	3,308,647		
			725000- SOM: Hum Gen: Admin Total				66	11,795,456	3,673,975
		725005- SOM: Hum Gen: Medical Genetics	PD 01 - September	3	182,839	56,051	238,890		
			PD 02 - October	4	209,945	67,050	276,995		
			PD 03 - November	4	360,885	110,735	471,620		
			PD 04 - December	3	67,823	11,422	79,246		
			PD 05 - January	6	357,411	63,008	420,419		
			PD 06 - February	1	64,079	12,504	76,582		
			PD 07 - March	1	206,964	53,080	260,045		
			PD 08 - April	2	79,068	19,813	98,881		
			PD 09 - May	3	255,835	51,583	307,418		
			PD 10 - June	4	633,163	180,293	813,455		
			PD 11 - July	1	139,857	49,640	189,497		
			PD 12 - August	5	1,380,315	152,630	1,532,946		
		725005- SOM: Hum Gen: Medical Genetics Total				37	3,938,184	827,809	4,765,994
		725500- SOM: Micro/Immun: Admin	PD 01 - September	2	484,540	268,997	753,537		
			PD 03 - November	8	1,011,781	440,036	1,451,817		
			PD 04 - December	2	365,365	203,334	568,699		
PD 05 - January	6		407,699	119,971	527,670				
PD 06 - February	7		1,389,538	606,008	1,995,546				
PD 07 - March	3		573,573	130,975	704,548				
PD 08 - April	2		363,654	68,018	431,672				

Emory University Award Statistics

Fiscal Year : 2016
Period : 12

Fiscal Year	Operating Unit	Department	Period	Awards Processed	Direct (\$)	Indirect (\$)	Total (\$)			
2016	20000- School of Medicine	725500- SOM: Micro/Immun: Admin	April							
			PD 09 - May	7	3,278,907	1,123,596	4,402,503			
			PD 10 - June	5	1,066,590	561,375	1,627,965			
			PD 11 - July	3	440,960	244,559	685,519			
			PD 12 - August	13	2,850,911	1,154,194	4,005,105			
		725500- SOM: Micro/Immun: Admin Total				58	12,233,518	4,921,063	17,154,581	
		726000- SOM: Pharmacology: Admin	PD 01 - September	2	58,120	8,400	66,520			
			PD 02 - October	4	881,490	484,632	1,366,122			
			PD 03 - November	3	401,844	222,664	624,508			
			PD 05 - January	2	568,494	316,043	884,537			
			PD 06 - February	4	278,783	131,715	410,498			
			PD 07 - March	1	56,118	0	56,118			
			PD 08 - April	8	1,303,545	725,997	2,029,542			
			PD 09 - May	5	729,390	334,971	1,064,361			
			PD 10 - June	7	1,254,432	591,341	1,845,773			
			PD 11 - July	5	669,916	202,110	872,026			
			PD 12 - August	11	2,315,643	1,155,999	3,471,642			
			726000- SOM: Pharmacology: Admin Total				52	8,517,775	4,173,872	12,691,647
			726500- SOM: Physiology: Admin	PD 01 - September	2	770,000	411,140	1,181,140		
		PD 02 - October		5	2,954,723	1,512,347	4,467,070			
		PD 03 - November		3	79,530	3,590	83,120			
		PD 04 - December		2	307,649	63,276	370,925			
		PD 05 - January		1	533,333	133,333	666,666			
		PD 06 - February		1	1,369	0	1,369			
		PD 07 - March		1	29,788	0	29,788			
		PD 08 - April		1	136,364	13,636	150,000			
		PD 09 - May		6	929,745	510,800	1,440,545			
		PD 10 - June		2	0	0	0			
		PD 11 - July		1	379,449	212,491	591,940			
		PD 12 - August		5	1,815,869	223,983	2,039,852			
		726500- SOM: Physiology: Admin Total				30	7,937,819	3,084,596	11,022,415	
		730000- SOM: Anesthesiology: Admin	PD 01 - September	0	845	254	1,099			
			PD 03 - November	1	42,890	3,152	46,042			
			PD 04 - December	1	0	0	0			
			PD 06 - February	2	279,691	127,034	406,725			
			PD 07 - March	0	5,250	1,575	6,825			
			PD 09 - May	5	652,889	2,063	654,952			
			PD 10 - June	1	50,350	0	50,350			
			PD 11 - July	2	244,700	122,500	367,200			
			PD 12 - August	3	88,090	7,700	95,790			
		730000- SOM: Anesthesiology: Admin Total				15	1,364,705	264,278	1,628,983	
		730500- SOM: Dermatology: Admin	PD 01 - September	0	5,000	1,500	6,500			

Emory University Award Statistics

Fiscal Year : 2016
Period : 12

Fiscal Year	Operating Unit	Department	Period	Awards Processed	Direct (\$)	Indirect (\$)	Total (\$)
2016	20000- School of Medicine	730500- SOM: Dermatology: Admin	PD 02 - October	0	19,837	5,951	25,788
			PD 03 - November	0	72	21	93
			PD 04 - December	0	699	210	909
			PD 05 - January	0	30,494	9,148	39,643
			PD 06 - February	0	2,556	767	3,323
			PD 07 - March	0	14,958	4,488	19,446
			PD 09 - May	0	17,666	5,300	22,966
			PD 10 - June	0	3,682	1,105	4,787
			PD 11 - July	0	8,422	2,526	10,948
			PD 12 - August	2	227,468	125,441	352,909
730500- SOM: Dermatology: Admin Total				2	330,855	156,457	487,312
731000- SOM: Emerg Med: Admin	PD 02 - October	4	131,049	48,003	179,052		
	PD 03 - November	2	133,738	52,157	185,895		
	PD 04 - December	6	108,259	36,321	144,580		
	PD 06 - February	1	165,809	0	165,809		
	PD 07 - March	3	(260,823)	12,972	(247,851)		
	PD 08 - April	4	430,554	40,473	471,027		
	PD 10 - June	1	162,495	89,896	252,391		
	PD 11 - July	1	31,920	3,701	35,621		
	PD 12 - August	4	406,682	49,858	456,540		
	731000- SOM: Emerg Med: Admin Total				26	1,309,684	333,380
731500- SOM: FPM: Admin	PD 09 - May	1	3,636	364	4,000		
731500- SOM: FPM: Admin Total				1	3,636	364	4,000
731505- SOM: FPM: PA Program	PD 01 - September	1	4,017	0	4,017		
731505- SOM: FPM: PA Program Total				1	4,017	0	4,017
732010- SOM: GYN OB: Family Planning	PD 01 - September	2	18,841	73	18,914		
	PD 05 - January	1	2,576	258	2,833		
	PD 06 - February	1	4,522	452	4,974		
	PD 07 - March	3	172,767	9,665	182,432		
	PD 08 - April	1	52,293	13,596	65,889		
	PD 09 - May	1	1,992	598	2,590		
	PD 10 - June	1	75,971	0	75,971		
	PD 11 - July	2	86,686	217	86,903		
	PD 12 - August	2	311,700	88	311,788		
	732010- SOM: GYN OB: Family Planning Total				14	727,348	24,946
732020- SOM: GYN OB: GYN Oncology	PD 10 - June	1	69,122	19,493	88,615		
732020- SOM: GYN OB: GYN Oncology Total				1	69,122	19,493	88,615
732025- SOM: GYN OB: FPM & RS	PD 03 - November	0	10,550	3,165	13,715		
	PD 09 - May	0	500	150	650		
	PD 11 - July	0	8,335	2,501	10,836		
	PD 12 - August	0	3,140	942	4,082		
732025- SOM: GYN OB: FPM & RS Total				0	22,525	6,758	29,283

Emory University Award Statistics

Fiscal Year : 2016
Period : 12

Fiscal Year	Operating Unit	Department	Period	Awards Processed	Direct (\$)	Indirect (\$)	Total (\$)
2016	20000- School of Medicine	732030- SOM: GYN OB: Adoles Repro Hlth	PD 11 - July	1	295,713	54,287	350,000
		732030- SOM: GYN OB: Adoles Repro Hlth Total		1	295,713	54,287	350,000
		732045- SOM: GYN OB: Education	PD 09 - May	1	636,364	63,636	700,000
			PD 12 - August	1	13,716	1,372	15,088
		732045- SOM: GYN OB: Education Total		2	650,080	65,008	715,088
		732050- SOM: GYN OB: Repro Endo Infert	PD 06 - February	1	60,218	0	60,218
		732050- SOM: GYN OB: Repro Endo Infert Total		1	60,218	0	60,218
		732060- SOM: GYN OB: Specialty	PD 01 - September	1	75,793	29,559	105,352
			PD 07 - March	1	139,839	38,875	178,714
		732060- SOM: GYN OB: Specialty Total		2	215,632	68,434	284,066
		732500- SOM: HMO: Med Onc	PD 01 - September	12	359,466	116,283	475,749
			PD 02 - October	5	378,442	121,773	500,215
			PD 03 - November	8	385,733	121,972	507,704
			PD 04 - December	11	453,447	138,360	591,808
			PD 05 - January	15	1,113,045	497,509	1,610,554
			PD 06 - February	10	724,025	243,592	967,618
			PD 07 - March	12	1,060,003	308,471	1,368,474
			PD 08 - April	9	501,566	195,448	697,015
			PD 09 - May	12	280,001	80,112	360,113
			PD 10 - June	6	586,284	176,817	763,101
			PD 11 - July	13	826,257	195,374	1,021,631
			PD 12 - August	8	1,342,262	200,142	1,542,404
		732500- SOM: HMO: Med Onc Total		121	8,010,532	2,395,854	10,406,386
		732510- SOM: HMO: Hematology	PD 01 - September	3	471,447	86,405	557,851
			PD 02 - October	1	336,381	102,880	439,261
			PD 03 - November	2	165,321	51,548	216,869
			PD 04 - December	0	59,505	17,852	77,357
			PD 05 - January	3	111,000	32,580	143,580
			PD 06 - February	2	556,758	267,026	823,784
			PD 07 - March	1	296,914	93,535	390,449
			PD 08 - April	2	327,978	153,258	481,236
			PD 09 - May	0	84,503	25,351	109,854
			PD 10 - June	2	119,071	35,721	154,793
			PD 11 - July	2	457,704	182,834	640,538
			PD 12 - August	4	262,678	129,425	392,103
		732510- SOM: HMO: Hematology Total		22	3,249,259	1,178,414	4,427,674
		732520- SOM: HMO: BMT	PD 01 - September	8	227,348	71,431	298,778
			PD 02 - October	4	275,433	82,630	358,063
			PD 03 - November	6	588,304	239,994	828,298
			PD 04 - December	9	257,628	78,158	335,786
			PD 05 - January	9	959,630	416,822	1,376,452
			PD 06 - February	10	612,346	189,563	801,909

Emory University Award Statistics

Fiscal Year : 2016
Period : 12

Fiscal Year	Operating Unit	Department	Period	Awards Processed	Direct (\$)	Indirect (\$)	Total (\$)
2016	20000- School of Medicine	732520- SOM: HMO: BMT	February				
			PD 07 - March	8	615,294	244,089	859,382
			PD 08 - April	9	611,193	273,649	884,842
			PD 09 - May	3	193,556	13,067	206,623
			PD 10 - June	4	316,687	102,454	419,141
			PD 11 - July	7	1,145,647	234,907	1,380,554
			PD 12 - August	10	445,787	106,406	552,193
			732520- SOM: HMO: BMT Total	87	6,248,852	2,053,169	8,302,022
		732540- SOM: HMO: Admin	PD 01 - September	0	1,948	585	2,533
			PD 03 - November	0	4,323	1,297	5,619
			PD 04 - December	0	27,373	8,212	35,585
			PD 05 - January	0	2,681	804	3,485
			PD 06 - February	0	13,715	4,115	17,830
			PD 07 - March	0	2,860	858	3,718
			PD 10 - June	0	8,009	2,403	10,412
			PD 11 - July	0	27,324	8,197	35,521
		732540- SOM: HMO: Admin Total	0	88,233	26,470	114,703	
		733005- SOM: Medicine: Cardiology	PD 01 - September	11	716,115	252,672	968,787
			PD 02 - October	9	2,176,878	954,595	3,131,474
			PD 03 - November	9	416,609	145,432	562,041
			PD 04 - December	10	1,024,910	300,625	1,325,536
			PD 05 - January	9	764,038	330,804	1,094,842
			PD 06 - February	13	638,117	167,459	805,576
			PD 07 - March	12	1,127,720	329,513	1,457,232
			PD 08 - April	4	1,037,608	129,678	1,167,286
			PD 09 - May	12	2,138,962	817,024	2,955,985
			PD 10 - June	7	190,371	42,779	233,150
			PD 11 - July	13	739,445	130,464	869,909
			PD 12 - August	20	2,937,582	1,048,980	3,986,563
			733005- SOM: Medicine: Cardiology Total	129	13,908,356	4,650,026	18,558,381
		733010- SOM: Medicine: Digestive Dis	PD 01 - September	0	6,304	2,251	8,555
			PD 02 - October	0	39,493	11,848	51,341
			PD 03 - November	0	17,050	5,565	22,615
PD 04 - December	1		74,237	28,340	102,577		
PD 05 - January	1		41,259	12,378	53,636		
PD 06 - February	0		20,166	6,050	26,216		
PD 07 - March	2		32,644	10,007	42,652		
PD 08 - April	0		9,405	2,821	12,226		
PD 09 - May	3		231,473	102,222	333,695		
PD 10 - June	4		512,878	214,301	727,180		
PD 11 - July	4		685,218	283,167	968,385		
PD 12 - August	5		544,177	273,822	817,999		
733010- SOM: Medicine: Digestive	20	2,214,305	952,773	3,167,078			

Emory University Award Statistics

Fiscal Year : 2016
Period : 12

Fiscal Year	Operating Unit	Department	Period	Awards Processed	Direct (\$)	Indirect (\$)	Total (\$)		
2016	20000- School of Medicine	Dis Total							
		733015- SOM: Medicine: Endocrinology	PD 01 - September	1	566,320	260,184	826,504		
			PD 02 - October	0	6,328	1,898	8,226		
			PD 03 - November	1	79,929	7,293	87,221		
			PD 04 - December	3	178,242	52,271	230,514		
			PD 05 - January	2	299,095	90,033	389,128		
			PD 06 - February	0	35,668	7,811	43,479		
			PD 07 - March	5	303,868	56,537	360,405		
			PD 08 - April	2	22,592	6,618	29,209		
			PD 09 - May	4	511,257	172,912	684,169		
			PD 10 - June	3	25,507	6,804	32,311		
			PD 11 - July	1	24,991	7,497	32,489		
			PD 12 - August	4	1,060,915	427,287	1,488,203		
			733015- SOM: Medicine: Endocrinology Total			26	3,114,712	1,097,147	4,211,858
			733020- SOM: Medicine: Geriatrics	PD 02 - October	3	3,405,708	1,894,897	5,300,605	
				PD 03 - November	1	5,134	0	5,134	
				PD 05 - January	3	290,508	22,131	312,639	
				PD 07 - March	1	0	0	0	
				PD 08 - April	2	84,130	17,949	102,079	
				PD 09 - May	2	746,565	117,935	864,500	
				PD 10 - June	3	25,000	0	25,000	
				PD 12 - August	3	513,760	102,634	616,394	
			733020- SOM: Medicine: Geriatrics Total			18	5,070,805	2,155,546	7,226,351
			733025- SOM: Medicine: Infectious Dis	PD 01 - September	9	2,525,018	932,250	3,457,268	
				PD 02 - October	5	415,421	48,118	463,539	
				PD 03 - November	8	475,529	151,241	626,770	
				PD 04 - December	11	2,350,662	582,756	2,933,418	
				PD 05 - January	11	2,655,236	728,773	3,384,009	
				PD 06 - February	2	87,625	23,752	111,377	
				PD 07 - March	9	2,957,623	470,986	3,428,609	
				PD 08 - April	14	6,392,427	2,195,413	8,587,840	
				PD 09 - May	5	138,027	42,482	180,509	
				PD 10 - June	13	2,430,930	309,801	2,740,732	
				PD 11 - July	5	327,840	55,018	382,858	
				PD 12 - August	19	7,650,128	1,305,355	8,955,483	
			733025- SOM: Medicine: Infectious Dis Total			111	28,406,465	6,845,945	35,252,410
			733030- SOM: Medicine: Nephrology	PD 01 - September	1	166,213	70,965	237,177	
				PD 02 - October	4	538,821	124,659	663,480	
				PD 03 - November	2	101,751	17,627	119,379	
				PD 04 - December	0	16,413	4,924	21,337	
				PD 05 - January	0	43,490	13,047	56,536	
				PD 06 - February	0	63,370	19,011	82,381	

Emory University Award Statistics

Fiscal Year : 2016
Period : 12

Fiscal Year	Operating Unit	Department	Period	Awards Processed	Direct (\$)	Indirect (\$)	Total (\$)		
2016	20000- School of Medicine	733030- SOM: Medicine: Nephrology	PD 07 - March	2	161,922	79,564	241,487		
			PD 08 - April	2	483,564	257,869	741,433		
			PD 10 - June	3	287,624	83,740	371,365		
			PD 11 - July	6	767,701	186,765	954,466		
			PD 12 - August	4	321,584	36,361	357,945		
		733030- SOM: Medicine: Nephrology Total				24	2,952,453	894,532	3,846,985
		733035- SOM: Medicine: Pulmonary	PD 01 - September	4	173,287	42,588	215,876		
			PD 02 - October	6	367,553	194,302	561,855		
			PD 03 - November	3	148,686	73,731	222,417		
			PD 04 - December	1	200,492	97,535	298,027		
			PD 05 - January	6	577,175	223,456	800,631		
			PD 06 - February	5	196,750	72,310	269,059		
			PD 07 - March	7	425,980	99,800	525,779		
			PD 08 - April	4	690,004	359,822	1,049,826		
			PD 09 - May	3	373,316	205,937	579,254		
			PD 10 - June	4	988,163	308,537	1,296,700		
			PD 11 - July	5	288,274	54,465	342,739		
			PD 12 - August	7	345,837	76,261	422,098		
			733035- SOM: Medicine: Pulmonary Total				55	4,775,518	1,808,743
		733040- SOM: Medicine: Rheumatology	PD 01 - September	1	144,935	54,793	199,728		
			PD 02 - October	2	9,144	2,932	12,075		
			PD 03 - November	1	2,466	711	3,177		
			PD 04 - December	1	130,443	36,550	166,993		
			PD 05 - January	0	39,182	11,743	50,924		
			PD 06 - February	1	42,231	4,481	46,713		
			PD 07 - March	4	41,182	12,661	53,843		
			PD 08 - April	2	299,227	90,814	390,041		
			PD 09 - May	0	18,792	5,615	24,406		
			PD 10 - June	2	207,042	48,852	255,894		
PD 11 - July	1		77,685	37,636	115,321				
PD 12 - August	4		464,727	200,629	665,356				
733040- SOM: Medicine: Rheumatology Total				19	1,477,055	507,417	1,984,472		
733045- SOM: Medicine: General Med	PD 02 - October	2	453,142	41,242	494,384				
	PD 03 - November	1	41,447	23,210	64,657				
	PD 04 - December	1	62,598	17,402	80,000				
	PD 05 - January	1	409,839	207,124	616,963				
	PD 06 - February	1	22,876	12,811	35,687				
	PD 07 - March	2	35,915	17,431	53,346				
	PD 08 - April	3	196,356	63,787	260,143				
	PD 09 - May	1	397,337	201,184	598,521				
	PD 10 - June	1	230,465	18,437	248,902				
	PD 11 - July	2	20,000	0	20,000				

Emory University Award Statistics

Fiscal Year : 2016
Period : 12

Fiscal Year	Operating Unit	Department	Period	Awards Processed	Direct (\$)	Indirect (\$)	Total (\$)	
2016	20000- School of Medicine	733045- SOM: Medicine: General Med	July					
			PD 12 - August	1	7,194	2,806	10,000	
		733045- SOM: Medicine: General Med Total			16	1,877,169	605,434	2,482,603
		733050- SOM: Medicine: Hospital Med	PD 04 - December	1	0	0	0	
			PD 05 - January	1	96,884	0	96,884	
			PD 07 - March	0	8,881	2,664	11,545	
			PD 10 - June	0	200	60	260	
			PD 11 - July	0	2,550	765	3,315	
			733050- SOM: Medicine: Hospital Med Total			2	108,515	3,489
		733060- SOM: Medicine: Immunology	PD 06 - February	1	242,497	135,798	378,295	
			PD 07 - March	1	41,800	6,270	48,070	
			PD 09 - May	2	76,227	42,500	118,727	
			PD 11 - July	1	1,489,409	595,052	2,084,461	
			PD 12 - August	1	40,172	3,214	43,386	
		733060- SOM: Medicine: Immunology Total			6	1,890,105	782,834	2,672,939
		733505- SOM: Neurology: Admin	PD 01 - September	1	(141,703)	(87,381)	(229,084)	
			PD 02 - October	4	159,785	26,423	186,208	
			PD 03 - November	3	237,948	120,717	358,665	
			PD 04 - December	1	19,365	5,939	25,304	
			PD 05 - January	0	47,597	14,279	61,876	
			PD 06 - February	0	52,194	15,658	67,852	
			PD 07 - March	3	160,840	32,607	193,446	
			PD 08 - April	1	89,322	26,797	116,118	
			PD 09 - May	2	21,256	7,384	28,640	
			PD 10 - June	1	1,086,915	551,021	1,637,936	
			PD 11 - July	4	424,203	43,233	467,435	
			PD 12 - August	3	1,776,445	522,554	2,299,000	
			733505- SOM: Neurology: Admin Total			23	3,934,165	1,279,231
		733510- SOM: Neurology: Epilepsy	PD 01 - September	1	111,376	33,683	145,059	
			PD 02 - October	0	2,318	696	3,014	
			PD 03 - November	1	16,647	5,253	21,899	
			PD 04 - December	0	1,923	577	2,500	
			PD 05 - January	0	1,516	455	1,971	
			PD 06 - February	0	385	115	500	
			PD 07 - March	1	33,311	11,293	44,604	
			PD 10 - June	0	2,050	615	2,665	
			PD 11 - July	0	8,799	2,640	11,439	
			PD 12 - August	1	3,004,833	167,884	3,172,717	
			733510- SOM: Neurology: Epilepsy Total			4	3,183,159	223,210
		733515- SOM: Neurology: Sleep	PD 05 - January	1	396,054	203,711	599,765	
			PD 09 - May	1	0	0	0	
			PD 11 - July	0	8,069	2,421	10,490	

Emory University Award Statistics

Fiscal Year : 2016
Period : 12

Fiscal Year	Operating Unit	Department	Period	Awards Processed	Direct (\$)	Indirect (\$)	Total (\$)	
2016	20000- School of Medicine	733515- SOM: Neurology: Sleep	PD 12 - August	2	561,024	215,298	776,322	
		733515- SOM: Neurology: Sleep Total		4	965,147	421,430	1,386,577	
		733520- SOM: Neurology: Movement Disor	PD 01 - September	4	1,088,238	204,627	1,292,864	
			PD 02 - October	5	112,454	27,171	139,625	
			PD 03 - November	3	100,843	31,448	132,291	
			PD 04 - December	2	5,860	1,823	7,683	
			PD 05 - January	3	50,001	14,504	64,505	
			PD 06 - February	5	139,082	28,214	167,296	
			PD 07 - March	7	159,066	33,710	192,776	
			PD 08 - April	5	178,023	24,785	202,808	
			PD 09 - May	6	57,095	16,990	74,084	
			PD 10 - June	3	241,522	107,780	349,302	
			PD 11 - July	4	101,137	20,558	121,695	
			PD 12 - August	11	1,395,791	171,445	1,567,236	
			733520- SOM: Neurology: Movement Disor Total		58	3,629,112	683,054	4,312,165
		733525- SOM: Neurology: Neuro-Rehab	PD 01 - September	1	378,123	208,243	586,366	
			PD 02 - October	1	150,000	84,000	234,000	
			PD 03 - November	1	43,823	0	43,823	
			PD 05 - January	2	83,648	2,727	86,375	
			PD 09 - May	1	25,000	14,000	39,000	
			PD 12 - August	5	1,082,110	472,780	1,554,890	
		733525- SOM: Neurology: Neuro-Rehab Total		11	1,762,704	781,750	2,544,454	
		733530- SOM: Neurology: Cog Neurobehav	PD 01 - September	1	1,500	450	1,950	
			PD 02 - October	0	1,200	360	1,560	
			PD 03 - November	2	31,981	450	32,431	
			PD 05 - January	2	43,025	12,908	55,933	
			PD 06 - February	1	0	0	0	
			PD 07 - March	5	203,355	23,653	227,008	
			PD 08 - April	2	614,869	106,645	721,514	
			PD 09 - May	2	139,034	41,710	180,744	
			PD 10 - June	3	163,756	14,283	178,039	
			PD 11 - July	1	46,470	16,331	62,801	
			PD 12 - August	5	1,063,828	573,490	1,637,318	
			733530- SOM: Neurology: Cog Neurobehav Total		24	2,309,018	790,280	3,099,298
			733535- SOM: Neurology: Neuromuscular	PD 02 - October	0	12,883	3,865	16,747
		PD 03 - November		1	49	(49)	0	
		PD 05 - January		0	23,562	7,435	30,997	
		PD 06 - February		0	17,693	5,913	23,607	
		PD 07 - March		3	19,862	3,456	23,318	
		PD 08 - April		2	156,955	18,360	175,315	
		PD 09 - May		1	54,288	8,143	62,431	
		PD 10 -		0	214	64	279	

Emory University Award Statistics

Fiscal Year : 2016
Period : 12

Fiscal Year	Operating Unit	Department	Period	Awards Processed	Direct (\$)	Indirect (\$)	Total (\$)			
2016	20000- School of Medicine	733535- SOM: Neurology: Neuromuscular	June							
			PD 11 - July	0	2,318	695	3,013			
			PD 12 - August	0	42,335	13,673	56,008			
		733535- SOM: Neurology: Neuromuscular Total				7	330,159	61,555	391,714	
		733545- SOM: Neurology: Stroke	PD 01 - September	4	168,701	61,621	230,322			
			PD 02 - October	4	254,223	65,365	319,588			
			PD 04 - December	1	1,572	453	2,025			
			PD 05 - January	2	108,825	32,580	141,405			
			PD 06 - February	2	83,742	23,379	107,121			
			PD 07 - March	2	36,819	10,743	47,562			
			PD 08 - April	2	253,880	127,244	381,124			
			PD 09 - May	4	246,845	129,663	376,508			
			PD 10 - June	0	10,800	3,240	14,040			
			PD 11 - July	2	120,927	18,131	139,058			
			PD 12 - August	4	428,125	232,700	660,825			
			733545- SOM: Neurology: Stroke Total				27	1,714,458	705,120	2,419,578
			733570- SOM: Neurology: Neuropsych	PD 01 - September	1	54,921	30,756	85,677		
				PD 08 - April	1	475,443	115,866	591,309		
		PD 09 - May		1	30,000	0	30,000			
		PD 12 - August		1	78,201	0	78,201			
		733570- SOM: Neurology: Neuropsych Total				4	638,565	146,622	785,187	
		734000- SOM: Neurosurgery: Admin	PD 01 - September	2	110,176	15,933	126,109			
			PD 02 - October	1	920	322	1,243			
			PD 03 - November	2	443,033	184,713	627,746			
			PD 04 - December	3	65,115	20,806	85,921			
			PD 05 - January	2	22,664	8,016	30,680			
			PD 06 - February	2	54,396	11,347	65,743			
			PD 07 - March	5	428,337	238,465	666,802			
			PD 08 - April	3	265,972	149,073	415,045			
			PD 09 - May	4	8,044	2,815	10,859			
			PD 10 - June	5	161,167	18,599	179,766			
			PD 11 - July	2	81,705	45,755	127,460			
			PD 12 - August	6	1,775,669	461,468	2,237,137			
			734000- SOM: Neurosurgery: Admin Total				37	3,417,199	1,157,312	4,574,511
		734500- SOM: Ophthal: Admin	PD 01 - September	1	4,900	1,470	6,370			
			PD 02 - October	1	4,231	1,269	5,500			
			PD 03 - November	2	29,337	10,203	39,540			
			PD 04 - December	1	0	0	0			
			PD 05 - January	3	6,401	2,496	8,897			
			PD 06 - February	2	33,529	10,147	43,676			
			PD 07 - March	5	336,538	58,702	395,240			
			PD 08 - April	2	113,568	12,237	125,804			

Emory University Award Statistics

Fiscal Year : 2016
Period : 12

Fiscal Year	Operating Unit	Department	Period	Awards Processed	Direct (\$)	Indirect (\$)	Total (\$)
2016	20000- School of Medicine	734500- SOM: Ophthal: Admin	PD 09 - May	4	324,160	138,159	462,319
			PD 10 - June	6	70,575	38,927	109,502
			PD 11 - July	1	252,991	127,085	380,075
			PD 12 - August	6	522,947	254,826	777,773
		734500- SOM: Ophthal: Admin Total		34	1,699,177	655,520	2,354,697
		734502- SOM: Ophthal: Chairman	PD 01 - September	1	115,000	0	115,000
	PD 10 - June		1	64,236	35,972	100,208	
	PD 11 - July		0	21,442	6,432	27,874	
	PD 12 - August		1	115,000	0	115,000	
		734502- SOM: Ophthal: Chairman Total		3	315,678	42,404	358,082
		734508- SOM: Ophthal: Basic Research	PD 10 - June	1	250,000	140,000	390,000
	PD 12 - August		1	250,000	140,000	390,000	
		734508- SOM: Ophthal: Basic Research Total		2	500,000	280,000	780,000
		734520- SOM: Ophthal: Cornea	PD 03 - November	0	769	231	1,000
	PD 05 - January		0	2,692	808	3,500	
	PD 06 - February		0	385	115	500	
	PD 11 - July		0	10,418	3,125	13,543	
	PD 12 - August		0	385	115	500	
		734520- SOM: Ophthal: Cornea Total		0	14,648	4,394	19,043
		734524- SOM: Ophthal: Glaucoma	PD 06 - February	0	2,510	753	3,263
	PD 07 - March		0	1,760	528	2,288	
	PD 10 - June		0	4,245	1,274	5,519	
		734524- SOM: Ophthal: Glaucoma Total		0	8,515	2,555	11,070
		734526- SOM: Ophthal: Neurology	PD 02 - October	0	8,346	2,504	10,850
		734526- SOM: Ophthal: Neurology Total		0	8,346	2,504	10,850
		734528- SOM: Ophthal: Oculo-Pathology	PD 01 - September	1	39,311	9,100	48,411
	PD 03 - November		1	186,750	104,580	291,330	
	PD 04 - December		1	35,380	8,190	43,570	
	PD 06 - February		1	23,853	13,358	37,211	
		734528- SOM: Ophthal: Oculo-Pathology Total		4	285,294	135,228	420,522
		734532- SOM: Ophthal: Pediatric	PD 04 - December	1	14,836	4,514	19,351
	PD 05 - January		1	2,432	922	3,354	
	PD 06 - February		0	2,450	735	3,185	
	PD 07 - March		1	1,090	422	1,512	
	PD 09 - May		0	850	255	1,105	
	PD 12 - August		1	5,078	1,542	6,620	
		734532- SOM: Ophthal: Pediatric Total		4	26,736	8,390	35,126
		734534- SOM: Ophthal: Retina	PD 01 - September	1	22,442	7,816	30,258
	PD 05 - January		1	100	39	139	
	PD 06 - February		0	1,150	345	1,495	
	PD 08 - April		1	42,468	15,416	57,884	
	PD 11 -		0	25,966	7,790	33,755	

Emory University Award Statistics

Fiscal Year : 2016
Period : 12

Fiscal Year	Operating Unit	Department	Period	Awards Processed	Direct (\$)	Indirect (\$)	Total (\$)			
2016	20000- School of Medicine	734534- SOM: Ophthal: Retina	July							
			PD 12 - August	2	14,459	4,744	19,203			
		734534- SOM: Ophthal: Retina Total				5	106,584	36,150	142,734	
		735000- SOM: Orthopaedics: Admin	PD 01 - September	0	4,987	1,458	6,445			
			PD 02 - October	0	16,743	4,597	21,340			
			PD 03 - November	2	25,232	7,289	32,521			
			PD 04 - December	1	22,577	170	22,748			
			PD 05 - January	2	40,965	6,050	47,015			
			PD 06 - February	1	19,562	5,844	25,406			
			PD 07 - March	1	43,467	3,550	47,017			
			PD 08 - April	0	22,929	6,879	29,808			
			PD 09 - May	0	26,745	7,882	34,626			
			PD 10 - June	0	12,518	2,056	14,575			
			PD 11 - July	2	4,291	1,059	5,350			
			PD 12 - August	2	62,389	14,473	76,862			
			735000- SOM: Orthopaedics: Admin Total				11	302,404	61,308	363,712
			735500- SOM: Otolaryngology:Admin	PD 01 - September	0	500	150	650		
		PD 06 - February		1	308,877	172,971	481,848			
		PD 08 - April		1	0	0	0			
		PD 11 - July		1	187,629	103,757	291,386			
		PD 12 - August		3	119,549	909	120,458			
		735500- SOM: Otolaryngology:Admin Total				6	616,555	277,787	894,342	
		736000- SOM: Pathology: Admin	PD 01 - September	4	318,959	146,882	465,842			
			PD 02 - October	9	1,085,436	131,335	1,216,771			
			PD 03 - November	8	803,735	114,369	918,104			
			PD 04 - December	3	35,441	15,365	50,806			
			PD 05 - January	4	392,616	136,287	528,903			
			PD 06 - February	11	665,783	291,428	957,212			
			PD 07 - March	5	753,607	209,514	963,121			
			PD 08 - April	8	1,324,389	400,711	1,725,100			
			PD 09 - May	12	2,014,542	859,927	2,874,469			
			PD 10 - June	6	2,085,905	801,198	2,887,103			
			PD 11 - July	3	98,801	49,334	148,135			
			PD 12 - August	15	4,535,464	1,804,934	6,340,398			
			736000- SOM: Pathology: Admin Total				88	14,114,679	4,961,285	19,075,963
			736500- SOM: Peds: Administration	PD 03 - November	1	31,361	17,249	48,610		
		PD 04 - December		1	25,698	14,134	39,831			
		PD 07 - March		2	9,825	5,404	15,229			
		PD 09 - May		1	31,096	17,103	48,199			
		PD 11 - July		1	24,513	22,702	47,215			
		PD 12 - August		1	29,063	16,276	45,339			
		736500- SOM: Peds: Administration Total				7	151,557	92,867	244,424	

Emory University Award Statistics

Fiscal Year : 2016
Period : 12

Fiscal Year	Operating Unit	Department	Period	Awards Processed	Direct (\$)	Indirect (\$)	Total (\$)		
2016	20000- School of Medicine	736502- SOM: Peds: PCOG	PD 09 - May	2	500,000	224,000	724,000		
			PD 10 - June	1	70,000	7,000	77,000		
		736502- SOM: Peds: PCOG Total			3	570,000	231,000	801,000	
		736504- SOM: Peds: Neonatology	PD 04 - December	2	433,881	32,649	466,530		
			PD 08 - April	1	188,845	53,254	242,099		
			PD 09 - May	1	153,900	12,312	166,212		
			PD 10 - June	1	17,607	1,761	19,368		
			736504- SOM: Peds: Neonatology Total			5	794,233	99,976	894,209
		736506- SOM: Peds: Rheumatology	PD 01 - September	2	231,480	14,518	245,998		
			PD 02 - October	2	3,591	1,359	4,950		
			PD 03 - November	0	385	115	500		
			PD 05 - January	2	250,652	140,254	390,906		
			PD 06 - February	2	3,707	1,443	5,150		
			PD 07 - March	2	263,500	140,000	403,500		
			PD 08 - April	2	163,039	289,958	452,997		
			PD 09 - May	1	100	0	100		
			PD 10 - June	1	468,113	151,193	619,306		
			PD 11 - July	2	125,000	70,000	195,000		
			PD 12 - August	1	217	85	302		
			736506- SOM: Peds: Rheumatology Total			17	1,509,784	808,925	2,318,709
			736508- SOM: Peds: Endocrinology	PD 01 - September	1	34,126	11,415	45,540	
		PD 02 - October		1	16,292	5,793	22,085		
		PD 03 - November		0	1,486	428	1,914		
		PD 04 - December		1	5,679	1,801	7,480		
		PD 05 - January		2	16,518	5,682	22,200		
		PD 06 - February		3	19,064	5,821	24,885		
		PD 07 - March		1	5,091	685	5,776		
		PD 09 - May		6	297,840	78,807	376,647		
		PD 10 - June		1	0	0	0		
		PD 11 - July		0	5,808	1,742	7,550		
		736508- SOM: Peds: Endocrinology Total			16	401,904	112,174	514,078	
		736510- SOM: Peds: Gastroenterology	PD 01 - September	3	127,922	(89,125)	38,797		
			PD 02 - October	4	828,843	128,811	957,654		
PD 03 - November	3		75,071	38,051	113,122				
PD 04 - December	3		246,297	116,446	362,743				
PD 05 - January	2		121,335	47,094	168,430				
PD 06 - February	3		56,436	19,393	75,829				
PD 07 - March	3		19,949	6,686	26,635				
PD 08 - April	1		19,889	3,195	23,083				
PD 09 - May	2		304,433	33,046	337,479				
PD 10 - June	7		676,552	202,062	878,613				
PD 11 - July	1		8,800	1,740	10,539				

Emory University Award Statistics

Fiscal Year : 2016
Period : 12

Fiscal Year	Operating Unit	Department	Period	Awards Processed	Direct (\$)	Indirect (\$)	Total (\$)		
2016	20000- School of Medicine	736510- SOM: Peds: Gastroenterology	PD 12 - August	7	1,863,438	454,282	2,317,720		
		736510- SOM: Peds: Gastroenterology Total		39	4,348,965	961,680	5,310,644		
		736512- SOM: Peds: Neurology	PD 01 - September	2	0	0	0		
			PD 02 - October	2	25,508	12,882	38,390		
			PD 05 - January	2	192,249	96,675	288,924		
			PD 06 - February	4	280,320	148,098	428,418		
			PD 07 - March	2	646,739	22,257	668,996		
			PD 08 - April	3	375,423	188,873	564,296		
			PD 09 - May	4	272,729	123,171	395,900		
			PD 10 - June	2	161,609	28,989	190,598		
			PD 11 - July	1	3,846	1,154	5,000		
			PD 12 - August	1	141,913	47,961	189,874		
			736512- SOM: Peds: Neurology Total		23	2,100,336	670,059	2,770,396	
			736514- SOM: Peds: Nephrology	PD 01 - September	2	130,522	43,087	173,609	
				PD 02 - October	1	38,583	4,015	42,598	
				PD 03 - November	2	269,518	81,138	350,656	
				PD 04 - December	3	32,883	12,310	45,193	
				PD 05 - January	2	37,746	14,574	52,320	
				PD 06 - February	3	20,503	6,507	27,010	
				PD 07 - March	5	35,962	12,035	47,997	
				PD 08 - April	0	1,500	450	1,950	
				PD 09 - May	2	77,427	23,273	100,700	
				PD 10 - June	5	33,921	10,934	44,855	
				PD 11 - July	1	2,033	760	2,793	
				PD 12 - August	3	22,029	7,552	29,581	
				736514- SOM: Peds: Nephrology Total		29	702,625	216,637	919,261
			736516- SOM: Peds: Children's Hrt Ctr	PD 01 - September	3	96,949	13,884	110,833	
				PD 02 - October	1	14,144	3,954	18,098	
				PD 03 - November	4	16,732	4,738	21,470	
				PD 04 - December	1	3,179	884	4,063	
				PD 05 - January	0	4,725	1,417	6,142	
				PD 06 - February	2	3,970	1,149	5,119	
				PD 07 - March	2	199,330	43,520	242,850	
				PD 08 - April	3	41,528	3,986	45,514	
				PD 10 - June	1	1,503	418	1,921	
				PD 11 - July	2	409,136	2,686	411,822	
				PD 12 - August	7	617,819	80,706	698,525	
				736516- SOM: Peds: Children's Hrt Ctr Total		26	1,409,014	157,342	1,566,357
			736518- SOM: Peds: General	PD 01 - September	1	63,636	6,364	70,000	
				PD 06 - February	1	139,199	13,920	153,119	
				PD 07 - March	2	260,000	141,000	401,000	
				PD 08 -	1	100,000	10,000	110,000	

Emory University Award Statistics

Fiscal Year : 2016
Period : 12

Fiscal Year	Operating Unit	Department	Period	Awards Processed	Direct (\$)	Indirect (\$)	Total (\$)	
2016	20000- School of Medicine	736518- SOM: Peds: General	April					
			PD 12 - August	1	12,500	0	12,500	
		736518- SOM: Peds: General Total			6	575,335	171,284	746,619
		736520- SOM: Peds: Infectious Disease	PD 01 - September	2	292,219	130,913	423,132	
			PD 02 - October	4	82,665	69,433	152,099	
			PD 03 - November	4	161,380	22,934	184,314	
			PD 04 - December	5	628,792	217,656	846,448	
			PD 05 - January	0	6,350	1,905	8,255	
			PD 06 - February	2	428,830	181,706	610,536	
			PD 07 - March	4	402,156	97,200	499,356	
			PD 08 - April	1	511,442	218,576	730,019	
			PD 09 - May	5	868,252	269,862	1,138,114	
			PD 10 - June	4	183,073	71,147	254,219	
			PD 11 - July	1	3,061	980	4,041	
			PD 12 - August	2	274,627	145,991	420,619	
			736520- SOM: Peds: Infectious Disease Total			34	3,842,847	1,428,304
		736522- SOM: Peds: Emergency Medicine	PD 01 - September	1	53,204	12,065	65,269	
			PD 03 - November	1	13,759	4,128	17,887	
			PD 05 - January	0	36,906	11,072	47,978	
			PD 06 - February	0	14,035	4,211	18,246	
			PD 07 - March	1	93,053	7,251	100,304	
			PD 08 - April	1	162,902	34,380	197,282	
			PD 09 - May	0	1,875	563	2,438	
			PD 10 - June	0	50,000	15,000	65,000	
			PD 11 - July	1	320,255	86,505	406,760	
			PD 12 - August	0	26,600	7,980	34,580	
		736522- SOM: Peds: Emergency Medicine Total			5	772,589	183,153	955,742
		736524- SOM: Peds: Critical Care	PD 01 - September	1	3,953	1,047	5,000	
			PD 02 - October	2	0	0	(0)	
			PD 03 - November	1	0	0	0	
			PD 05 - January	1	6,455	1,795	8,250	
			PD 06 - February	1	3,521	979	4,500	
			PD 08 - April	2	7,984	2,116	10,100	
			PD 09 - May	1	18,271	5,079	23,350	
			PD 10 - June	2	9,055	2,445	11,500	
			PD 12 - August	3	11,904	3,309	15,213	
		736524- SOM: Peds: Critical Care Total			14	61,143	16,770	77,913
		736526- SOM: Peds: Emory LOBP	PD 03 - November	1	51,980	29,109	81,089	
			PD 04 - December	1	78,084	22,020	100,104	
			PD 07 - March	2	826,854	410,722	1,237,576	
			PD 09 - May	1	199,500	111,720	311,220	
		736526- SOM: Peds: Emory LOBP Total			5	1,156,418	573,571	1,729,989

Emory University Award Statistics

Fiscal Year : 2016
Period : 12

Fiscal Year	Operating Unit	Department	Period	Awards Processed	Direct (\$)	Indirect (\$)	Total (\$)		
2016	20000- School of Medicine	736528- SOM: Peds: Allergy	PD 11 - July	1	0	0	0		
			PD 12 - August	0	15,980	4,794	20,774		
		736528- SOM: Peds: Allergy Total			1	15,980	4,794	20,774	
		736532- SOM: Peds: Pulmonology	PD 01 - September	1	12,552	3,515	16,066		
			PD 05 - January	1	73,900	26,825	100,725		
			PD 07 - March	2	445,067	83,654	528,720		
			736532- SOM: Peds: Pulmonology Total			4	531,519	113,993	645,512
		736534- SOM: Peds: Cystic Fibrosis	PD 01 - September	3	110,110	2	110,112		
			PD 02 - October	2	4,896	1,852	6,748		
			PD 03 - November	4	404,789	100,937	505,726		
			PD 04 - December	3	610,753	45,795	656,548		
			PD 05 - January	4	35,624	2,568	38,192		
			PD 06 - February	3	156,683	59,530	216,213		
			PD 07 - March	5	478,516	18,594	497,110		
			PD 08 - April	3	104,220	54,822	159,041		
			PD 10 - June	2	259,863	14,495	274,358		
			PD 11 - July	2	273,150	71,260	344,410		
			PD 12 - August	5	204,820	65,086	269,906		
			736534- SOM: Peds: Cystic Fibrosis Total			36	2,643,423	434,940	3,078,364
			736538- SOM: Peds: Marcus Center	PD 01 - September	1	35,000	0	35,000	
		PD 02 - October		1	165,288	46,611	211,899		
		PD 06 - February		1	129,743	36,196	165,939		
		PD 07 - March		2	111,391	20,469	131,860		
		PD 08 - April		1	54,727	15,433	70,160		
		PD 09 - May		3	361,263	62,860	424,123		
		PD 11 - July		4	1,777,519	261,825	2,039,344		
		PD 12 - August		4	559,824	155,202	715,026		
		736538- SOM: Peds: Marcus Center Total			17	3,194,755	598,596	3,793,351	
		736540- SOM: Peds: Egleston	PD 02 - October	1	18,182	1,818	20,000		
PD 04 - December	1		124,182	0	124,182				
PD 07 - March	1		65,455	6,545	72,000				
PD 10 - June	1		10,436	0	10,436				
736540- SOM: Peds: Egleston Total			4	218,255	8,363	226,618			
736541- SOM: Peds: Solid Tumor	PD 02 - October	1	22,698	0	22,698				
736541- SOM: Peds: Solid Tumor Total			1	22,698	0	22,698			
736542- SOM: Peds: Neuro-Oncology	PD 01 - September	4	680,412	159,519	839,931				
	PD 02 - October	5	18,209	5,703	23,912				
	PD 03 - November	2	21,715	8,121	29,836				
	PD 04 - December	3	163,774	86,452	250,225				
	PD 05 - January	1	8,272	1,246	9,518				
	PD 06 - February	7	254,946	124,514	379,460				
	PD 07 - March	7	147,808	71,940	219,748				

Emory University Award Statistics

Fiscal Year : 2016
Period : 12

Fiscal Year	Operating Unit	Department	Period	Awards Processed	Direct (\$)	Indirect (\$)	Total (\$)		
2016	20000- School of Medicine	736542- SOM: Peds: Neuro-Oncology	PD 08 - April	4	553,839	237,565	791,404		
			PD 09 - May	4	352,229	192,720	544,949		
			PD 10 - June	4	58,056	31,067	89,124		
			PD 11 - July	2	276,159	67,822	343,981		
			PD 12 - August	5	974,537	373,885	1,348,422		
		736542- SOM: Peds: Neuro-Oncology Total				48	3,509,957	1,360,554	4,870,511
		736543- SOM: Peds: Leukemia Lymphoma	PD 05 - January	1	14,553	5,675	20,228		
			PD 07 - March	1	161,020	90,171	251,191		
			PD 10 - June	1	175,000	98,000	273,000		
			PD 11 - July	1	100,000	0	100,000		
			PD 12 - August	2	68,429	21,690	90,119		
		736543- SOM: Peds: Leukemia Lymphoma Total				6	519,002	215,536	734,538
		736544- SOM: Peds: BMT	PD 01 - September	1	13,998	4,083	18,081		
			PD 02 - October	2	18,652	5,596	24,248		
			PD 03 - November	2	83,671	394	84,065		
			PD 04 - December	0	29,631	8,889	38,521		
			PD 05 - January	0	4,952	1,486	6,437		
			PD 06 - February	0	12,477	3,743	16,220		
			PD 07 - March	2	82,314	24,118	106,432		
			PD 08 - April	0	17,743	5,323	23,065		
			PD 09 - May	1	100,477	2,262	102,739		
			PD 10 - June	1	34,165	10,250	44,415		
			PD 11 - July	0	43,461	13,038	56,499		
			PD 12 - August	3	1,561,017	219,921	1,780,938		
			736544- SOM: Peds: BMT Total				12	2,002,558	299,102
		736545- SOM: Peds: Survivor	PD 04 - December	1	5,111	1,441	6,552		
		736545- SOM: Peds: Survivor Total				1	5,111	1,441	6,552
		736546- SOM: Peds: HemThrom	PD 01 - September	5	145,288	71,149	216,437		
			PD 02 - October	4	304,615	80,531	385,147		
PD 03 - November	3		14,222	3,702	17,925				
PD 04 - December	2		12,126	3,924	16,051				
PD 05 - January	3		66,505	4,553	71,058				
PD 06 - February	4		56,189	8,466	64,655				
PD 07 - March	3		16,740	5,485	22,225				
PD 08 - April	6		369,986	85,662	455,648				
PD 09 - May	6		522,769	269,979	792,748				
PD 10 - June	7		3,718,995	1,110,769	4,829,765				
PD 11 - July	2		9,705	2,846	12,551				
PD 12 - August	8		146,957	13,689	160,646				
736546- SOM: Peds: HemThrom Total				53	5,384,098	1,660,755	7,044,853		
736547- SOM: Peds: Sickle Cell	PD 05 - January	1	3,000	0	3,000				
	PD 06 - February	2	16,750	0	16,750				

Emory University Award Statistics

Fiscal Year : 2016
Period : 12

Fiscal Year	Operating Unit	Department	Period	Awards Processed	Direct (\$)	Indirect (\$)	Total (\$)	
2016	20000- School of Medicine	736547- SOM: Peds: Sickle Cell	PD 07 - March	1	204,279	20,428	224,707	
			PD 08 - April	1	29,000	0	29,000	
			PD 10 - June	1	98,500	54,175	152,675	
			PD 12 - August	2	28,215	0	28,215	
		736547- SOM: Peds: Sickle Cell Total		8	379,744	74,603	454,347	
		736548- SOM: Peds: Hematology	PD 01 - September	0	902	271	1,173	
			PD 02 - October	0	885	266	1,151	
			PD 04 - December	3	257,748	33,280	291,029	
			PD 05 - January	1	256,512	131,846	388,357	
			PD 06 - February	3	41,695	5,218	46,913	
			PD 07 - March	2	0	0	0	
			PD 08 - April	1	23,412	10,425	33,837	
			PD 09 - May	1	5,603	1,485	7,088	
			PD 10 - June	2	113,746	60,399	174,145	
			PD 12 - August	1	1,344,209	566,345	1,910,554	
			736548- SOM: Peds: Hematology Total		14	2,044,713	809,534	2,854,248
			736550- SOM: Peds: ENT	PD 04 - December	2	572	161	733
		PD 07 - March		1	0	0	0	
		PD 08 - April		1	1,125	317	1,442	
		PD 09 - May		2	76,000	0	76,000	
		PD 12 - August		0	4,375	1,313	5,688	
		736550- SOM: Peds: ENT Total		6	82,072	1,791	83,863	
		737000- SOM: Psych: Admin	PD 01 - September	7	1,252,054	223,997	1,476,050	
			PD 02 - October	5	1,063,831	260,310	1,324,142	
			PD 03 - November	7	664,542	192,496	857,038	
			PD 04 - December	5	146,166	58,561	204,727	
			PD 05 - January	4	574,563	141,131	715,694	
			PD 06 - February	4	500,088	45,639	545,727	
			PD 07 - March	7	988,719	478,267	1,466,986	
			PD 08 - April	5	224,032	39,072	263,104	
			PD 09 - May	6	1,194,837	589,994	1,784,831	
			PD 10 - June	8	939,935	297,812	1,237,747	
			PD 11 - July	3	230,952	28,462	259,414	
			PD 12 - August	12	3,326,473	930,487	4,256,960	
			737000- SOM: Psych: Admin Total		73	11,106,193	3,286,227	14,392,420
		737005- SOM: Psych: Autism Center	PD 02 - October	1	9,444	0	9,444	
			PD 12 - August	2	10,575	57	10,632	
		737005- SOM: Psych: Autism Center Total		3	20,019	57	20,076	
		737500- SOM: Rad Onc: Admin	PD 01 - September	0	1,300	390	1,690	
			PD 02 - October	1	228,750	128,100	356,850	
			PD 03 - November	4	203,540	79,903	283,443	
			PD 04 - December	1	238,800	133,390	372,190	

Emory University Award Statistics

Fiscal Year : 2016
Period : 12

Fiscal Year	Operating Unit	Department	Period	Awards Processed	Direct (\$)	Indirect (\$)	Total (\$)		
2016	20000- School of Medicine	737500- SOM: Rad Onc: Admin	PD 05 - January	1	43,120	0	43,120		
			PD 06 - February	1	23,444	6,896	30,340		
			PD 07 - March	1	0	0	0		
			PD 08 - April	5	714,438	356,054	1,070,492		
			PD 09 - May	3	83,056	37,831	120,887		
			PD 10 - June	1	0	0	0		
			PD 11 - July	3	106,626	19,808	126,434		
			PD 12 - August	5	901,627	440,991	1,342,618		
		737500- SOM: Rad Onc: Admin Total				26	2,544,700	1,203,364	3,748,064
		738004- SOM: Rad: Breast Imaging	PD 01 - September	0	(154)	(46)	(200)		
			PD 02 - October	0	154	46	200		
		738004- SOM: Rad: Breast Imaging Total				0	0	0	(0)
		738006- SOM: Rad: Community Radiology	PD 12 - August	1	210,000	0	210,000		
		738006- SOM: Rad: Community Radiology Total				1	210,000	0	210,000
		738010- SOM: Rad: Neuroradiology	PD 11 - July	1	70,000	0	70,000		
			PD 12 - August	1	60,000	0	60,000		
		738010- SOM: Rad: Neuroradiology Total				2	130,000	0	130,000
		738014- SOM: Rad: Cardio Thoracic	PD 11 - July	1	2,137	1,197	3,334		
			PD 12 - August	1	6,410	3,590	10,000		
		738014- SOM: Rad: Cardio Thoracic Total				2	8,547	4,787	13,334
		738016- SOM: Rad: Interventional	PD 03 - November	0	227	68	295		
			PD 04 - December	0	2,400	720	3,120		
			PD 06 - February	1	21,603	6,481	28,084		
			PD 08 - April	0	750	225	975		
			PD 09 - May	1	24,572	10,706	35,278		
			PD 12 - August	0	30,152	9,046	39,197		
		738016- SOM: Rad: Interventional Total				2	79,704	27,245	106,949
738022- SOM: Rad: Neurointerventional	PD 06 - February	0	769	231	1,000				
738022- SOM: Rad: Neurointerventional Total				0	769	231	1,000		
738026- SOM: Rad: Rsch Labs - Gen	PD 04 - December	1	45,422	6,813	52,235				
	PD 05 - January	1	261,460	80,783	342,243				
	PD 06 - February	2	193,311	108,254	301,565				
	PD 07 - March	3	50,407	17,878	68,285				
	PD 08 - April	1	217,823	102,912	320,735				
	PD 09 - May	1	200	111	311				
	PD 10 - June	1	264,049	70,269	334,318				
	PD 11 - July	1	41,885	23,456	65,341				
	PD 12 - August	1	43,576	0	43,576				
	738026- SOM: Rad: Rsch Labs - Gen Total				12	1,118,133	410,476	1,528,609	
738028- SOM: Rad: Rsch Labs - Gen Adm	PD 01 - September	1	7,194	2,806	10,000				
	PD 02 - October	1	46,463	4,646	51,109				
	PD 06 -	1	5,755	2,245	8,000				

Emory University Award Statistics

Fiscal Year : 2016
Period : 12

Fiscal Year	Operating Unit	Department	Period	Awards Processed	Direct (\$)	Indirect (\$)	Total (\$)
2016	20000- School of Medicine	738028- SOM: Rad: Rsch Labs - Gen Adm	February				
		738028- SOM: Rad: Rsch Labs - Gen Adm Total		3	59,412	9,697	69,109
		738030- SOM: Rad: Nuclear Cardiology	PD 12 - August	1	491,611	132,247	623,858
		738030- SOM: Rad: Nuclear Cardiology Total		1	491,611	132,247	623,858
		738032- SOM: Rad: Radiopharm Disc Lab	PD 01 - September	1	150,000	84,000	234,000
			PD 04 - December	1	150,000	84,000	234,000
			PD 05 - January	1	100,000	0	100,000
			PD 09 - May	1	150,000	84,000	234,000
		738032- SOM: Rad: Radiopharm Disc Lab Total		4	550,000	252,000	802,000
		738036- SOM: Rad: Radiogand & Expert	PD 12 - August	1	246,868	138,246	385,114
		738036- SOM: Rad: Radiogand & Expert Total		1	246,868	138,246	385,114
		738038- SOM: Rad: MR Research Lab	PD 06 - February	0	11,093	0	11,093
			PD 08 - April	2	255,421	148,990	404,411
			PD 09 - May	1	3,387	0	3,387
			PD 12 - August	1	32,000	8,000	40,000
		738038- SOM: Rad: MR Research Lab Total		4	301,901	156,990	458,891
		738040- SOM: Rad: Physics & Comp Lab	PD 10 - June	1	113,225	62,274	175,499
			PD 12 - August	1	35,000	0	35,000
		738040- SOM: Rad: Physics & Comp Lab Total		2	148,225	62,274	210,499
		738500- SOM: Rehab: Admin	PD 01 - September	2	60,000	28,000	88,000
			PD 04 - December	1	26,703	10,414	37,118
			PD 06 - February	1	9,799	3,557	13,356
			PD 09 - May	1	117,416	9,393	126,809
			PD 12 - August	1	117,258	9,381	126,639
		738500- SOM: Rehab: Admin Total		6	331,176	60,745	391,922
		738505- SOM: Rehab: DPT Program	PD 02 - October	1	104,891	7,591	112,482
			PD 04 - December	1	431,763	89,856	521,619
			PD 06 - February	1	67,661	37,214	104,875
			PD 10 - June	1	302,629	120,642	423,271
			PD 12 - August	1	123,246	12,325	135,571
		738505- SOM: Rehab: DPT Program Total		5	1,030,190	267,628	1,297,818
		739005- SOM: Surgery: General	PD 03 - November	1	293,796	114,581	408,377
			PD 04 - December	1	0	0	0
	PD 05 - January	1	57,814	0	57,814		
	PD 06 - February	2	214,685	14,672	229,357		
	PD 08 - April	3	352,161	168,860	521,021		
	PD 09 - May	2	998,194	415,745	1,413,939		
	PD 11 - July	2	277,504	20,024	297,528		
	PD 12 - August	4	770,542	130,858	901,400		
739005- SOM: Surgery: General Total		16	2,964,696	864,740	3,829,436		
739010- SOM: Surgery: Vascular	PD 01 - September	1	5,604	1,681	7,285		
	PD 02 -	0	10,154	3,046	13,200		

Emory University Award Statistics

Fiscal Year : 2016
Period : 12

Fiscal Year	Operating Unit	Department	Period	Awards Processed	Direct (\$)	Indirect (\$)	Total (\$)			
2016	20000- School of Medicine	739010- SOM: Surgery: Vascular	October							
			PD 03 - November	0	9,369	2,811	12,180			
			PD 04 - December	0	9,123	2,737	11,860			
			PD 05 - January	0	6,354	1,906	8,260			
			PD 06 - February	2	100,663	9,437	110,100			
			PD 07 - March	2	31,669	10,284	41,953			
			PD 08 - April	0	13,831	4,149	17,980			
			PD 09 - May	2	55,177	4,891	60,068			
			PD 10 - June	2	11,460	2,505	13,965			
			PD 11 - July	2	52,350	705	53,055			
			PD 12 - August	3	193,043	54,663	247,706			
			739010- SOM: Surgery: Vascular Total				14	498,798	98,814	597,612
			739015- SOM: Surgery: Oncology	PD 05 - January	1	287,042	138,226	425,268		
PD 06 - February	2	74,791		10,040	84,831					
PD 08 - April	1	207,500		114,297	321,797					
PD 09 - May	1	0		56	56					
PD 10 - June	2	444,591		36,586	481,177					
PD 11 - July	1	367,326		194,083	561,409					
PD 12 - August	1	37,538		18,480	56,018					
739015- SOM: Surgery: Oncology Total				9	1,418,788	511,768	1,930,556			
739020- SOM: Surgery: Thoracic	PD 01 - September	3	159,340	23,893	183,233					
	PD 02 - October	2	73,700	21,133	94,833					
	PD 03 - November	1	40,852	12,153	53,005					
	PD 04 - December	2	106,343	35,271	141,614					
	PD 05 - January	1	94,076	39,371	133,447					
	PD 06 - February	1	140,896	42,269	183,165					
	PD 07 - March	0	89,689	26,907	116,596					
	PD 08 - April	0	13,485	4,045	17,530					
	PD 09 - May	3	39,461	11,839	51,300					
	PD 10 - June	5	121,964	20,315	142,278					
	PD 11 - July	2	178,495	49,672	228,167					
	PD 12 - August	4	327,869	43,803	371,671					
	739020- SOM: Surgery: Thoracic Total				24	1,386,170	330,670	1,716,840		
739030- SOM: Surgery: Oral Surgery	PD 04 - December	0	1,942	758	2,700					
739030- SOM: Surgery: Oral Surgery Total				0	1,942	758	2,700			
739035- SOM: Surgery: Transplant	PD 01 - September	3	54,967	17,828	72,795					
	PD 02 - October	0	76,600	22,980	99,579					
	PD 03 - November	2	256,662	93,256	349,918					
	PD 04 - December	2	230,102	67,410	297,511					
	PD 05 - January	2	69,941	34,754	104,695					
	PD 06 - February	5	730,188	357,456	1,087,644					
	PD 07 - March	3	136,169	47,736	183,905					

Emory University Award Statistics

Fiscal Year : 2016
Period : 12

Fiscal Year	Operating Unit	Department	Period	Awards Processed	Direct (\$)	Indirect (\$)	Total (\$)	
2016	20000- School of Medicine	739035- SOM: Surgery: Transplant	PD 08 - April	0	74,635	22,391	97,026	
			PD 09 - May	9	868,361	414,457	1,282,818	
			PD 10 - June	2	218,446	115,976	334,423	
			PD 11 - July	3	823,660	272,983	1,096,643	
			PD 12 - August	5	3,367,117	500,271	3,867,389	
		739035- SOM: Surgery: Transplant Total	36	6,906,848	1,967,499	8,874,347		
		739040- SOM: Surgery: Pediatrics	PD 02 - October	0	9,451	2,835	12,286	
			PD 04 - December	0	2,182	655	2,836	
			PD 05 - January	0	3,942	1,183	5,125	
		739040- SOM: Surgery: Pediatrics Total	0	15,575	4,672	20,247		
		739045- SOM: Surgery: Grady Surgery	PD 01 - September	0	3,096	929	4,025	
			PD 05 - January	1	58,965	22,985	81,950	
			PD 06 - February	0	125	37	162	
			PD 07 - March	1	0	0	0	
			PD 08 - April	0	125	37	162	
			PD 09 - May	1	590,909	59,091	650,000	
			PD 10 - June	0	2,124	637	2,761	
			PD 11 - July	0	2,994	898	3,892	
			PD 12 - August	0	12,725	3,818	16,543	
			739045- SOM: Surgery: Grady Surgery Total	3	671,061	88,433	759,494	
		739500- SOM: Urology: Admin	PD 01 - September	2	153,644	66,293	219,937	
			PD 02 - October	1	(22,861)	351	(22,510)	
			PD 03 - November	1	313,382	124,325	437,706	
			PD 05 - January	0	28,270	8,481	36,751	
			PD 06 - February	3	93,252	18,026	111,278	
			PD 07 - March	2	109,653	36,625	146,278	
			PD 08 - April	3	250,922	33,438	284,360	
			PD 09 - May	1	628,891	301,875	930,767	
			PD 10 - June	2	64,379	19,379	83,758	
			PD 11 - July	0	47,134	14,140	61,274	
			PD 12 - August	3	155,742	41,620	197,362	
			739500- SOM: Urology: Admin Total	18	1,822,409	664,551	2,486,960	
		20000- School of Medicine Total	2138	264,107,021	83,940,742	348,047,763		
		22000- School of Public Health	811000- SPH: Behavrl Sciences & Health	PD 01 - September	6	254,800	44,927	299,727
				PD 02 - October	8	516,159	70,672	586,831
				PD 03 - November	4	400,219	85,261	485,480
PD 04 - December	4			90,790	37,835	128,625		
PD 05 - January	6			858,501	334,020	1,192,521		
PD 06 - February	5			547,521	138,421	685,942		
PD 07 - March	3			271,443	133,397	404,840		
PD 08 - April	5			751,650	152,681	904,331		

Emory University Award Statistics

Fiscal Year : 2016
Period : 12

Fiscal Year	Operating Unit	Department	Period	Awards Processed	Direct (\$)	Indirect (\$)	Total (\$)		
2016	22000- School of Public Health	811000- SPH: Behavrl Sciences & Health	PD 09 - May	5	277,134	98,339	375,473		
			PD 10 - June	5	910,507	396,645	1,307,152		
			PD 11 - July	4	561,084	142,760	703,844		
			PD 12 - August	15	2,542,844	546,134	3,088,978		
		811000- SPH: Behavrl Sciences & Health Total				70	7,982,652	2,181,092	10,163,744
		812000- SPH: Biostatistics	PD 01 - September	2	208,089	114,457	322,546		
			PD 03 - November	4	68,721	26,295	95,016		
			PD 04 - December	1	14,165	7,932	22,097		
			PD 05 - January	2	36,230	3,489	39,719		
			PD 06 - February	3	349,046	173,731	522,777		
			PD 07 - March	3	186,967	100,900	287,867		
			PD 08 - April	5	113,374	6,155	119,529		
			PD 09 - May	2	35,956	0	35,956		
			PD 10 - June	3	302,178	146,225	448,403		
			PD 11 - July	3	584,034	316,232	900,266		
			PD 12 - August	11	1,232,663	318,679	1,551,342		
			812000- SPH: Biostatistics Total				39	3,131,423	1,214,095
		813000- SPH: Environmental Health	PD 01 - September	1	48,092	4,809	52,901		
			PD 02 - October	4	195,992	58,581	254,573		
			PD 03 - November	6	6,284,687	2,832,147	9,116,834		
			PD 05 - January	1	89,785	6,285	96,070		
			PD 06 - February	5	570,564	116,708	687,272		
			PD 07 - March	2	93,400	42,435	135,835		
			PD 08 - April	6	1,165,769	483,815	1,649,584		
			PD 09 - May	3	218,529	122,377	340,906		
			PD 10 - June	5	672,698	129,179	801,877		
			PD 11 - July	2	237,196	37,248	274,444		
			PD 12 - August	8	1,221,437	216,752	1,438,189		
			813000- SPH: Environmental Health Total				43	10,798,149	4,050,336
		814000- SPH: Epidemiology	PD 01 - September	3	(399,649)	(188,538)	(588,187)		
			PD 02 - October	7	763,466	84,053	847,519		
			PD 03 - November	16	1,835,961	761,575	2,597,536		
			PD 04 - December	7	556,118	118,964	675,082		
			PD 05 - January	5	352,130	194,671	546,801		
			PD 06 - February	5	1,184,822	463,322	1,648,144		
			PD 07 - March	13	1,698,039	437,438	2,135,477		
			PD 08 - April	5	177,260	47,617	224,877		
			PD 09 - May	12	1,786,342	575,255	2,361,597		
			PD 10 - June	8	3,166,689	1,583,177	4,749,866		
			PD 11 - July	5	734,923	98,902	833,825		
			PD 12 - August	16	3,518,916	1,152,704	4,671,620		
			814000- SPH: Epidemiology Total				102	15,375,017	5,329,140

Emory University Award Statistics

Fiscal Year : 2016
Period : 12

Fiscal Year	Operating Unit	Department	Period	Awards Processed	Direct (\$)	Indirect (\$)	Total (\$)
2016	22000- School of Public Health	815000- SPH: Health Policy and Mngmnt	PD 01 - September	2	181,122	14,654	195,776
			PD 02 - October	6	170,987	15,440	186,427
			PD 03 - November	2	237,771	128,696	366,467
			PD 04 - December	1	135,000	13,500	148,500
			PD 06 - February	2	76,352	0	76,352
			PD 07 - March	1	158,951	86,218	245,169
			PD 08 - April	1	63,204	35,394	98,598
			PD 09 - May	1	17,075	0	17,075
			PD 10 - June	2	445,470	232,609	678,079
			PD 11 - July	1	149,891	11,991	161,882
			PD 12 - August	4	338,301	25,095	363,396
			815000- SPH: Health Policy and Mngmnt Total				23
		816000- SPH: Global Health	PD 01 - September	6	666,167	239,137	905,304
			PD 02 - October	11	2,143,173	315,259	2,458,432
			PD 03 - November	6	685,620	141,552	827,172
			PD 04 - December	9	2,117,683	304,416	2,422,099
			PD 05 - January	7	356,714	85,715	442,429
			PD 06 - February	5	788,620	113,382	902,002
			PD 07 - March	5	307,103	138,454	445,557
			PD 08 - April	8	1,459,622	445,477	1,905,099
			PD 09 - May	12	2,193,875	346,845	2,540,720
			PD 10 - June	9	1,857,781	333,674	2,191,455
			PD 11 - July	5	556,807	108,602	665,409
			PD 12 - August	16	3,580,137	1,422,577	5,002,714
816000- SPH: Global Health Total				99	16,713,302	3,995,090	20,708,392
		817000- SPH: Global Health Institute	PD 01 - September	1	0	0	0
			PD 06 - February	1	4,545,455	454,545	5,000,000
			PD 07 - March	2	6,405,303	644,697	7,050,000
			PD 09 - May	1	806,862	165,633	972,495
			PD 10 - June	1	70,000	0	70,000
			PD 11 - July	1	7,624,136	762,414	8,386,550
817000- SPH: Global Health Institute Total				7	19,451,756	2,027,289	21,479,045
22000- School of Public Health Total				383	75,426,423	19,360,639	94,787,062
	24000- School of Nursing	801215- SON: Office of the Dean	PD 06 - February	1	615,687	337,814	953,501
			PD 09 - May	1	381,179	213,461	594,640
			PD 10 - June	1	411,269	140,319	551,588
			PD 12 - August	1	618,812	344,770	963,582
801215- SON: Office of the Dean Total				4	2,026,947	1,036,364	3,063,311
		801800- SON: Nursing Research	PD 10 - June	1	32,051	17,949	50,000
			PD 11 - July	1	331,916	185,873	517,789
			PD 12 - August	1	15,846	0	15,846
801800- SON: Nursing Research				3	379,813	203,822	583,635

Emory University Award Statistics

Fiscal Year : 2016
Period : 12

Fiscal Year	Operating Unit	Department	Period	Awards Processed	Direct (\$)	Indirect (\$)	Total (\$)
2016	24000- School of Nursing	Total					
		803100- SON: Adult & Elder Hlth Dept	PD 10 - June	1	4,757	476	5,233
		803100- SON: Adult & Elder Hlth Dept Total		1	4,757	476	5,233
		803200- SON: Family & Community Hlth	PD 04 - December	1	133,333	0	133,333
		803200- SON: Family & Community Hlth Total		1	133,333	0	133,333
		803300- SON: Academic Advancement	PD 01 - September	9	832,152	327,679	1,159,831
			PD 02 - October	4	187,731	6,295	194,026
			PD 03 - November	1	(18,135)	(1,451)	(19,586)
			PD 04 - December	3	1,462,257	111,402	1,573,659
			PD 05 - January	5	74,751	1,691	76,442
			PD 06 - February	10	1,181,059	503,043	1,684,102
			PD 07 - March	5	182,444	35,066	217,510
			PD 08 - April	4	206,269	25,629	231,898
			PD 09 - May	5	491,133	190,267	681,400
			PD 10 - June	7	1,104,249	311,228	1,415,477
			PD 11 - July	7	2,154,244	263,589	2,417,833
			PD 12 - August	6	1,442,656	272,187	1,714,843
	803300- SON: Academic Advancement Total		66	9,300,810	2,046,625	11,347,435	
	24000- School of Nursing Total		75	11,845,660	3,287,287	15,132,947	
	28000- Yerkes Primate Center	820000- YRK: Director's Office	PD 10 - June	1	7,450,717	3,089,885	10,540,602
			PD 12 - August	1	499,990	0	499,990
		820000- YRK: Director's Office Total		2	7,950,707	3,089,885	11,040,592
		820414- YRK: Behavioral Management	PD 12 - August	1	385,851	277,101	662,952
		820414- YRK: Behavioral Management Total		1	385,851	277,101	662,952
		820421- YRK: Vet Med Main Station	PD 12 - August	1	16,002	3,200	19,202
		820421- YRK: Vet Med Main Station Total		1	16,002	3,200	19,202
		821000- YRK: Emory Vaccine Center	PD 01 - September	5	3,078,593	1,615,084	4,693,677
			PD 02 - October	4	843,026	614,449	1,457,475
			PD 04 - December	3	1,029,982	808,537	1,838,519
			PD 05 - January	2	1,530,771	235,928	1,766,699
			PD 06 - February	4	545,584	372,409	917,993
			PD 07 - March	3	858,479	515,596	1,374,075
			PD 08 - April	7	2,697,669	1,870,304	4,567,973
PD 09 - May			4	2,198,902	787,471	2,986,373	
PD 10 - June			1	107,843	84,656	192,499	
PD 11 - July	4		5,057,077	3,285,349	8,342,426		
PD 12 - August	12		4,825,706	1,998,716	6,824,422		
821000- YRK: Emory Vaccine Center Total			49	22,773,632	12,188,499	34,962,131	
821100- YRK: Behav Neuro & Psych Dis	PD 06 - February	1	271,452	190,552	462,004		
	PD 08 - April	2	732,433	540,642	1,273,075		
	PD 09 - May	1	250,000	184,414	434,414		

Emory University Award Statistics

Fiscal Year : 2016
Period : 12

Fiscal Year	Operating Unit	Department	Period	Awards Processed	Direct (\$)	Indirect (\$)	Total (\$)		
2016	28000- Yerkes Primate Center	821100- YRK: Behav Neuro & Psych Dis	PD 11 - July	2	293,576	189,479	483,055		
			PD 12 - August	3	343,576	229,613	573,189		
		821100- YRK: Behav Neuro & Psych Dis Total				9	1,891,037	1,334,700	3,225,737
		821200- YRK: Microbiology & Immunology	PD 01 - September	1	698,286	548,154	1,246,440		
			PD 02 - October	3	577,831	422,197	1,000,028		
			PD 04 - December	1	20,000	15,700	35,700		
			PD 05 - January	2	411,563	278,940	690,503		
			PD 06 - February	4	2,222,095	1,581,409	3,803,504		
			PD 07 - March	7	1,323,216	899,978	2,223,194		
			PD 08 - April	2	741,738	576,014	1,317,752		
			PD 09 - May	4	1,084,611	407,585	1,492,196		
			PD 10 - June	1	126,050	98,950	225,000		
			PD 11 - July	1	445,563	305,425	750,988		
			PD 12 - August	9	2,012,161	1,010,187	3,022,348		
			821200- YRK: Microbiology & Immunology Total				35	9,663,114	6,144,539
		821300- YRK: NND-Neuroscience	PD 01 - September	2	98,580	77,385	175,965		
			PD 02 - October	1	528,538	79,281	607,819		
			PD 05 - January	1	438,752	324,638	763,390		
			PD 06 - February	1	40,143	31,513	71,656		
			PD 07 - March	3	584,758	426,879	1,011,637		
			PD 10 - June	1	114,570	9,166	123,736		
			PD 11 - July	2	359,032	51,934	410,966		
			PD 12 - August	1	77,068	60,498	137,566		
		821300- YRK: NND-Neuroscience Total				12	2,241,441	1,061,294	3,302,735
		821400- YRK: Dev & Cog Neuroscience	PD 02 - October	1	11,420	8,964	20,384		
			PD 05 - January	2	151,774	117,089	268,863		
			PD 06 - February	3	500,261	378,597	878,858		
			PD 07 - March	1	59,419	46,643	106,062		
			PD 09 - May	3	570,482	160,337	730,819		
			PD 11 - July	1	822,569	645,717	1,468,286		
			PD 12 - August	3	1,167,244	910,295	2,077,539		
		821400- YRK: Dev & Cog Neuroscience Total				14	3,283,169	2,267,642	5,550,811
821500- YRK: Pathology Research	PD 07 - March	1	123,269	93,684	216,953				
	PD 09 - May	2	219,695	172,461	392,156				
	PD 12 - August	1	16,805	13,191	29,996				
821500- YRK: Pathology Research Total				4	359,769	279,336	639,105		
821600- YRK: NND-Sensory Motor Systems	PD 01 - September	1	254,875	196,838	451,713				
	PD 07 - March	1	149,752	117,556	267,308				
	PD 09 - May	2	227,781	177,999	405,780				
	PD 12 - August	1	26,879	21,100	47,979				
821600- YRK: NND-Sensory Motor Systems Total				5	659,287	513,493	1,172,780		
821800- YRK: Emory Inst Drug Dev	PD 01 -	3	606,864	306,786	913,650				

Emory University Award Statistics

Fiscal Year : 2016
Period : 12

Fiscal Year	Operating Unit	Department	Period	Awards Processed	Direct (\$)	Indirect (\$)	Total (\$)
2016	28000- Yerkes Primate Center	821800- YRK: Emory Inst Drug Dev	September				
			PD 02 - October	1	5,173	4,061	9,234
			PD 05 - January	2	100,000	0	100,000
			PD 09 - May	1	168,902	99,201	268,103
			PD 10 - June	1	63,950	50,201	114,151
			PD 11 - July	1	857,661	330,914	1,188,575
			PD 12 - August	2	76,173	43,821	119,994
			821800- YRK: Emory Inst Drug Dev Total	11	1,878,723	834,984	2,713,707
	28000- Yerkes Primate Center Total	143	51,102,732	27,994,673	79,097,405		
	60000- President	016001- Office of Univ Chaplain	PD 04 - December	1	159,091	15,909	175,000
		016001- Office of Univ Chaplain Total	1	159,091	15,909	175,000	
	60000- President Total	1	159,091	15,909	175,000		
	62000- EVP- Finance & Administration	103010- Sustainability Initiatives	PD 12 - August	1	0	0	0
		103010- Sustainability Initiatives Total	1	0	0	0	
62000- EVP- Finance & Administration Total	1	0	0	0			
65000- EVP- Academic Affairs	903500- CenterforCommunityPartnerships	PD 10 - June	1	0	0	0	
		PD 12 - August	1	54,405	910	55,315	
	903500- CenterforCommunityPartnerships Total	2	54,405	910	55,315		
	906000- Ethics Center	PD 03 - November	1	34,000	0	34,000	
		PD 09 - May	1	691,365	103,705	795,070	
	906000- Ethics Center Total	2	725,365	103,705	829,070		
	915000- LITS: Ctr Digital Scholarship	PD 01 - September	1	233,807	91,185	324,992	
	915000- LITS: Ctr Digital Scholarship Total	1	233,807	91,185	324,992		
	926000- Michael C. Carlos Museum	PD 10 - June	1	110,050	0	110,050	
	926000- Michael C. Carlos Museum Total	1	110,050	0	110,050		
949500- LITS: Scholarly Communications	PD 07 - March	1	73,500	0	73,500		
949500- LITS: Scholarly Communications Total	1	73,500	0	73,500			
65000- EVP- Academic Affairs Total	7	1,197,127	195,800	1,392,927			
68000- EVP- Health Affairs	701000- EVP Health Affairs	PD 04 - December	1	38,562	0	38,562	
		701000- EVP Health Affairs Total	1	38,562	0	38,562	
	701500- Winship Cancer Institute	PD 02 - October	1	0	0	0	
		PD 05 - January	1	150,000	84,000	234,000	
		PD 06 - February	1	120,000	0	120,000	
		PD 07 - March	1	347,953	194,854	542,807	
		PD 08 - April	1	38,461	21,538	59,999	
		PD 09 - May	2	1,306,941	731,887	2,038,828	
		PD 12 - August	2	68,200	26,456	94,656	
	701500- Winship Cancer Institute Total	9	2,031,555	1,058,735	3,090,290		
68000- EVP- Health Affairs Total	10	2,070,117	1,058,735	3,128,852			
2016 Total			2931	431,270,559	143,322,896	574,593,454	

Emory University Award Statistics

Fiscal Year : 2016
Period : 12

Fiscal Year	Operating Unit	Department	Period	Awards Processed	Direct (\$)	Indirect (\$)	Total (\$)		
2015	10000- Emory College	830060- ECAS: Dean of the College	PD 04 - December	1	56,500	0	56,500		
		830060- ECAS: Dean of the College Total		1	56,500	0	56,500		
		831000- ECAS: Biology	PD 01 - September	2	132,382	43,678	176,060		
			PD 02 - October	1	21,613	11,887	33,500		
			PD 03 - November	2	48,676	0	48,676		
			PD 04 - December	1	80,678	45,180	125,858		
			PD 05 - January	3	58,690	0	58,690		
			PD 06 - February	3	796,157	294,912	1,091,069		
			PD 07 - March	2	563,100	307,590	870,690		
			PD 09 - May	2	434,605	235,395	670,000		
			PD 10 - June	1	1,153,175	478,279	1,631,454		
			PD 11 - July	7	1,474,450	527,784	2,002,234		
			PD 12 - August	5	139,918	29,663	169,581		
			831000- ECAS: Biology Total			29	4,903,444	1,974,368	6,877,812
			831010- ECAS: Chemistry	PD 01 - September	2	1,964,446	554,849	2,519,295	
				PD 02 - October	2	817,738	240,918	1,058,656	
				PD 03 - November	3	41,452	17,613	59,065	
				PD 04 - December	1	48,750	26,250	75,000	
				PD 05 - January	3	354,042	195,762	549,804	
				PD 06 - February	1	91,948	38,051	129,999	
				PD 07 - March	3	328,497	164,981	493,478	
				PD 08 - April	6	922,796	455,811	1,378,607	
				PD 09 - May	4	341,299	179,228	520,527	
				PD 10 - June	3	273,121	139,298	412,419	
				PD 11 - July	4	593,545	310,313	903,858	
				PD 12 - August	13	2,758,790	865,458	3,624,248	
			831010- ECAS: Chemistry Total			45	8,536,424	3,188,532	11,724,956
			831020- ECAS: Math & Computer Science	PD 04 - December	3	864,570	224,435	1,089,005	
				PD 05 - January	1	90,968	17,032	108,000	
				PD 09 - May	1	214,345	96,621	310,966	
				PD 10 - June	2	303,922	128,420	432,342	
				PD 11 - July	2	66,470	22,505	88,975	
				PD 12 - August	2	252,944	130,297	383,241	
			831020- ECAS: Math & Computer Science Total			11	1,793,219	619,310	2,412,529
			831030- ECAS: Physics	PD 02 - October	1	60,099	31,345	91,444	
				PD 06 - February	1	86,330	41,905	128,235	
				PD 07 - March	1	51,653	26,347	78,000	
				PD 10 - June	4	556,445	282,555	839,000	
				PD 11 - July	2	221,670	45,157	266,827	
				PD 12 - August	1	45,524	23,393	68,917	
			831030- ECAS: Physics Total			10	1,021,721	450,702	1,472,423
			832000- ECAS: Anthropology	PD 02 - October	2	277,996	154,148	432,144	
				PD 03 -	1	255,623	104,579	360,202	

Emory University Award Statistics

Fiscal Year : 2016
Period : 12

Fiscal Year	Operating Unit	Department	Period	Awards Processed	Direct (\$)	Indirect (\$)	Total (\$)
2015	10000- Emory College	832000- ECAS: Anthropology	November				
			PD 04 - December	1	34,262	19,187	53,449
			PD 05 - January	1	28,802	0	28,802
			PD 06 - February	0	2,100	630	2,730
			PD 07 - March	1	141,678	40,377	182,055
			PD 11 - July	1	19,534	5,079	24,613
			832000- ECAS: Anthropology Total	7	759,995	324,000	1,083,995
		832010- ECAS: Economics	PD 01 - September	1	119,000	66,640	185,640
			PD 04 - December	1	66,437	37,205	103,642
			PD 08 - April	1	179,304	100,411	279,715
		832010- ECAS: Economics Total	3	364,741	204,256	568,997	
		832030- ECAS: Environmental Science	PD 02 - October	1	3,010	1,174	4,184
			PD 03 - November	1	5,537	1,439	6,976
			PD 04 - December	1	27,500	0	27,500
			PD 05 - January	1	14,529	5,085	19,614
			PD 07 - March	5	159,175	50,363	209,538
			PD 08 - April	3	19,232	34,071	53,303
			PD 11 - July	2	219,155	113,417	332,572
			PD 12 - August	3	371,635	96,470	468,105
		832030- ECAS: Environmental Science Total	17	819,773	302,019	1,121,792	
		832050- ECAS: History	PD 08 - April	1	48,000	0	48,000
			PD 09 - May	1	206,300	0	206,300
		832050- ECAS: History Total	2	254,300	0	254,300	
		832060- ECAS: Political Science	PD 02 - October	1	47,966	3,358	51,324
			PD 03 - November	2	31,955	15,367	47,322
			PD 04 - December	2	82,229	5,756	87,985
			PD 06 - February	1	29,640	2,964	32,604
			PD 12 - August	3	82,964	3,526	86,490
		832060- ECAS: Political Science Total	9	274,754	30,971	305,725	
		832070- ECAS: Psychology	PD 01 - September	1	149,520	0	149,520
			PD 02 - October	3	419,893	197,132	617,025
			PD 03 - November	1	32,421	18,156	50,577
			PD 05 - January	3	353,397	104,930	458,327
PD 07 - March	1		202,312	107,933	310,245		
PD 08 - April	2		165,387	92,617	258,004		
PD 09 - May	1		211,764	10,541	222,305		
PD 10 - June	1		0	0	0		
PD 11 - July	3		297,132	38,433	335,565		
PD 12 - August	7		731,432	274,210	1,005,642		
832070- ECAS: Psychology Total	23	2,563,258	843,952	3,407,210			
832090- ECAS: Women's Studies	PD 11 - July	1	175,000	0	175,000		
832090- ECAS: Women's Studies Total	1	175,000	0	175,000			
833020- ECAS: Classics	PD 08 - April	2	41,000	0	41,000		

Emory University Award Statistics

Fiscal Year : 2016
Period : 12

Fiscal Year	Operating Unit	Department	Period	Awards Processed	Direct (\$)	Indirect (\$)	Total (\$)		
2015	10000- Emory College	833020- ECAS: Classics Total		2	41,000	0	41,000		
		833050- Film & Media Studies	PD 12 - August	1	700	0	700		
		833050- Film & Media Studies Total		1	700	0	700		
		834010- ECAS: Ctr Science Education	PD 12 - August	1	125,182	40,342	165,524		
		834010- ECAS: Ctr Science Education Total		1	125,182	40,342	165,524		
		837020- ECAS: Ctr Mind Brain & Culture	PD 04 - December	1	70,060	10,509	80,569		
		837020- ECAS: Ctr Mind Brain & Culture Total		1	70,060	10,509	80,569		
		837060- ECAS: Emory Tibet Partnership	PD 03 - November	1	450,001	67,500	517,501		
			PD 09 - May	1	450,000	67,500	517,500		
		837060- ECAS: Emory Tibet Partnership Total		2	900,001	135,000	1,035,001		
		837070- ECAS: Ctr Study Human Health	PD 11 - July	1	275,695	79,130	354,825		
		837070- ECAS: Ctr Study Human Health Total		1	275,695	79,130	354,825		
		10000- Emory College Total			166	22,935,767	8,203,091	31,138,858	
		11000- Graduate School of Arts & Scie	861000- GRS: Dean's Office	861000- GRS: Dean's Office	PD 12 - August	1	43,000	0	43,000
				861000- GRS: Dean's Office Total		1	43,000	0	43,000
861300- GRS: Student Development	PD 02 - October			1	4,000	0	4,000		
	PD 08 - April			1	3,875	0	3,875		
861300- GRS: Student Development Total				2	7,875	0	7,875		
861600- GRS: Special Funding	PD 10 - June			1	597,833	0	597,833		
	PD 11 - July			1	322,000	0	322,000		
861600- GRS: Special Funding Total				2	919,833	0	919,833		
861900- GRS: Special Projects	PD 01 - September			1	634	349	983		
	PD 07 - March			1	7,855	4,320	12,175		
	PD 10 - June			1	2,869	1,578	4,447		
861900- GRS: Special Projects Total				3	11,358	6,247	17,605		
862170- GRS: GDBBS MSP	PD 09 - May			1	925,528	56,127	981,655		
862170- GRS: GDBBS MSP Total				1	925,528	56,127	981,655		
863500- GRS: Art History	PD 07 - March			1	25,000	0	25,000		
863500- GRS: Art History Total		1	25,000	0	25,000				
866100- GRS: Development Practice M	PD 01 - September	1	34,466	0	34,466				
866100- GRS: Development Practice M Total		1	34,466	0	34,466				
11000- Graduate School of Arts & Scie Total			11	1,967,060	62,374	2,029,434			
12000- Law School	881420- School of Law	PD 02 - October	1	55,000	0	55,000			
		PD 03 - November	1	47,818	4,782	52,600			
		PD 04 - December	1	100,000	0	100,000			
		PD 05 - January	3	171,000	0	171,000			
		PD 07 - March	1	64,800	0	64,800			
		881420- School of Law Total		7	438,618	4,782	443,400		
12000- Law School Total			7	438,618	4,782	443,400			
14000- Candler School of Theology	885520- Candler School Of Theology	PD 05 - January	1	454,545	45,455	500,000			
		885520- Candler School Of Theology Total		1	454,545	45,455	500,000		
14000- Candler School of Theology Total			1	454,545	45,455	500,000			

Emory University Award Statistics

Fiscal Year : 2016
Period : 12

Fiscal Year	Operating Unit	Department	Period	Awards Processed	Direct (\$)	Indirect (\$)	Total (\$)	
2015	16000- Goizueta Business School	872090- GBS: Faculty Support / Resrch	PD 01 - September	1	53,184	29,784	82,968	
			PD 04 - December	1	2,000	0	2,000	
			PD 12 - August	1	18,473	0	18,473	
		872090- GBS: Faculty Support / Resrch Total			3	73,657	29,784	103,441
	16000- Goizueta Business School Total			3	73,657	29,784	103,441	
	18000- Oxford College	851999- Oxford College	PD 06 - February	1	10,300	2,678	12,978	
		851999- Oxford College Total			1	10,300	2,678	12,978
	18000- Oxford College Total			1	10,300	2,678	12,978	
	20000- School of Medicine	720810- SOM: Div of Animal Resources	PD 02 - October	1	5,000	0	5,000	
			PD 09 - May	1	5,000	0	5,000	
		720810- SOM: Div of Animal Resources Total			2	10,000	0	10,000
		720820- SOM: ACTSI	PD 02 - October	2	358,579	70,462	429,041	
			PD 03 - November	0	0	0	0	
			PD 11 - July	2	908,881	50,797	959,678	
			PD 12 - August	1	4,468,226	698,386	5,166,612	
		720820- SOM: ACTSI Total			5	5,735,686	819,645	6,555,331
		723000- SOM: Biochem: Admin	723000- SOM: Biochem: Admin	PD 01 - September	2	324,901	137,771	462,672
				PD 02 - October	4	806,295	383,313	1,189,608
				PD 04 - December	1	42,676	0	42,676
				PD 05 - January	6	1,167,205	14,834	1,182,039
				PD 06 - February	2	520,035	286,516	806,551
	PD 07 - March			6	398,542	87,808	486,350	
	PD 08 - April			2	285,805	226,160	511,965	
PD 09 - May	3			364,610	184,956	549,566		
PD 10 - June	2			295,303	163,437	458,740		
PD 11 - July	5			1,408,323	721,781	2,130,104		
PD 12 - August	5			479,159	152,485	631,644		
723000- SOM: Biochem: Admin Total					38	6,092,854	2,359,061	8,451,915
724000- SOM: BME: Admin	724000- SOM: BME: Admin	PD 01 - September	1	12,378	6,808	19,186		
		PD 02 - October	2	227,221	124,431	351,652		
		PD 03 - November	1	0	0	0		
		PD 05 - January	1	15,000	0	15,000		
		PD 06 - February	1	83,223	6,258	89,481		
		PD 08 - April	1	77,987	43,673	121,660		
		PD 09 - May	1	377,600	78,326	455,926		
		PD 10 - June	1	56,669	0	56,669		
		PD 11 - July	3	378,644	158,701	537,345		
		PD 12 - August	3	2,064,629	582,530	2,647,159		
724000- SOM: BME: Admin Total			15	3,293,351	1,000,727	4,294,078		
724200- SOM: BME: Admin	724200- SOM: BME: Admin	PD 01 - September	1	1,488	119	1,607		
		PD 02 - October	1	166,000	92,960	258,960		
		PD 05 - January	1	39,972	15,589	55,561		

Emory University Award Statistics

Fiscal Year : 2016
Period : 12

Fiscal Year	Operating Unit	Department	Period	Awards Processed	Direct (\$)	Indirect (\$)	Total (\$)			
2015	20000- School of Medicine	724200- SOM: BMI: Admin	PD 06 - February	2	393,121	210,537	603,658			
			PD 07 - March	2	103,320	38,359	141,679			
			PD 09 - May	2	133,950	75,012	208,962			
			PD 12 - August	2	258,023	20,641	278,664			
		724200- SOM: BMI: Admin Total				11	1,095,874	453,217	1,549,091	
		724500- SOM: Cell Biology: Admin	PD 01 - September	2	487,024	253,645	740,669			
			PD 02 - October	1	150,000	84,000	234,000			
			PD 05 - January	5	534,848	254,201	789,049			
			PD 06 - February	10	1,161,259	526,201	1,687,460			
			PD 07 - March	7	1,008,740	414,664	1,423,404			
			PD 08 - April	3	1,355,740	297,105	1,652,845			
			PD 09 - May	2	251,822	77,605	329,427			
			PD 10 - June	3	123,054	0	123,054			
			PD 11 - July	3	463,500	240,939	704,439			
			PD 12 - August	9	985,031	463,990	1,449,021			
			724500- SOM: Cell Biology: Admin Total				45	6,521,018	2,612,350	9,133,368
			725000- SOM: Hum Gen: Admin	PD 01 - September	3	346,367	56,083	402,450		
		PD 02 - October		8	3,576,359	839,566	4,415,925			
		PD 03 - November		3	108,424	30,153	138,577			
		PD 04 - December		2	223,349	38,617	261,966			
		PD 05 - January		5	1,034,543	369,136	1,403,679			
		PD 06 - February		3	378,476	171,750	550,226			
		PD 07 - March		5	854,413	401,603	1,256,016			
		PD 08 - April		2	315,520	108,302	423,822			
		PD 09 - May		5	1,971,676	1,009,684	2,981,360			
		PD 10 - June		5	595,821	141,758	737,579			
		PD 11 - July		7	600,650	216,109	816,759			
		PD 12 - August		9	1,625,288	304,129	1,929,418			
		725000- SOM: Hum Gen: Admin Total				57	11,630,887	3,686,890	15,317,777	
		725005- SOM: Hum Gen: Medical Genetics	PD 01 - September	0	17,839	6,088	23,927			
			PD 02 - October	2	119,138	59,996	179,134			
			PD 03 - November	1	65,440	23,183	88,623			
			PD 04 - December	2	255,637	8,643	264,280			
			PD 05 - January	2	27,514	4,054	31,568			
			PD 06 - February	2	62,382	10,880	73,263			
			PD 07 - March	1	7,616	2,435	10,051			
			PD 08 - April	5	178,874	12,536	191,410			
			PD 09 - May	4	549,843	146,813	696,656			
			PD 10 - June	3	30,545	9,648	40,193			
			PD 11 - July	0	40,995	14,348	55,344			
PD 12 - August	2		149,817	23,963	173,780					
725005- SOM: Hum Gen: Medical Genetics Total				24	1,505,640	322,589	1,828,228			

Emory University Award Statistics

Fiscal Year : 2016
Period : 12

Fiscal Year	Operating Unit	Department	Period	Awards Processed	Direct (\$)	Indirect (\$)	Total (\$)			
2015	20000- School of Medicine	725500- SOM: Micro/Immun: Admin	PD 01 - September	6	710,788	352,672	1,063,460			
			PD 02 - October	2	1,662,189	265,702	1,927,891			
			PD 03 - November	2	72,870	22,825	95,695			
			PD 04 - December	5	6,360,596	848,249	7,208,845			
			PD 05 - January	4	386,869	182,700	569,569			
			PD 06 - February	8	889,496	404,255	1,293,751			
			PD 07 - March	11	3,696,510	726,405	4,422,915			
			PD 08 - April	4	1,109,150	375,841	1,484,991			
			PD 09 - May	6	3,093,472	795,052	3,888,524			
			PD 10 - June	6	2,539,466	837,596	3,377,062			
			PD 11 - July	6	2,045,267	764,916	2,810,183			
			PD 12 - August	11	1,714,065	663,596	2,377,661			
			725500- SOM: Micro/Immun: Admin Total				71	24,280,738	6,239,809	30,520,547
					726000- SOM: Pharmacology: Admin	PD 01 - September	6	715,910	359,176	1,075,086
PD 02 - October	4	223,243				111,017	334,260			
PD 03 - November	3	244,251				55,666	299,917			
PD 04 - December	5	536,233				297,395	833,628			
PD 05 - January	6	621,840				329,409	951,249			
PD 06 - February	2	141,500				229,390	370,890			
PD 07 - March	6	888,961				259,132	1,148,093			
PD 08 - April	3	250,000				256,953	506,953			
PD 09 - May	5	837,954				306,504	1,144,458			
PD 10 - June	4	1,048,082				568,419	1,616,501			
PD 11 - July	7	1,189,598				554,332	1,743,930			
PD 12 - August	9	1,172,883				609,592	1,782,475			
726000- SOM: Pharmacology: Admin Total						60	7,870,455	3,936,985	11,807,440	
		726500- SOM: Physiology: Admin				PD 01 - September	3	3,386,854	268,402	3,655,256
			PD 02 - October	3	511,364	223,636	735,000			
			PD 03 - November	1	106,169	59,455	165,624			
			PD 04 - December	1	30,000	0	30,000			
			PD 05 - January	4	157,459	71,615	229,074			
			PD 06 - February	2	495,288	147,403	642,691			
			PD 07 - March	1	242,500	135,800	378,300			
			PD 08 - April	3	439,409	230,368	669,777			
			PD 09 - May	2	261,870	122,500	384,370			
			PD 10 - June	5	513,430	132,377	645,807			
			PD 11 - July	4	518,864	147,136	666,000			
			PD 12 - August	1	1,346,506	101,483	1,447,989			
			726500- SOM: Physiology: Admin Total				30	8,009,713	1,640,175	9,649,888
					730000- SOM: Anesthesiology: Admin	PD 01 - September	2	94,751	0	94,751
PD 02 - October	2	59,886				23,356	83,242			
PD 03 -	0	13,358				4,007	17,365			

Emory University Award Statistics

Fiscal Year : 2016
Period : 12

Fiscal Year	Operating Unit	Department	Period	Awards Processed	Direct (\$)	Indirect (\$)	Total (\$)
2015	20000- School of Medicine	730000- SOM: Anesthesiology: Admin	November				
			PD 07 - March	2	466,015	7,500	473,515
			PD 08 - April	1	26,218	14,682	40,900
			PD 09 - May	1	57,858	0	57,858
			PD 10 - June	2	53,651	0	53,651
			PD 11 - July	3	196,535	32,267	228,801
			PD 12 - August	3	147,798	675	148,473
			730000- SOM: Anesthesiology: Admin Total	16	1,116,069	82,487	1,198,556
		730500- SOM: Dermatology: Admin	PD 02 - October	1	50,615	185	50,800
			PD 03 - November	3	135,702	25,195	160,897
			PD 06 - February	1	146,475	79,139	225,614
			PD 09 - May	1	222,662	123,999	346,661
			PD 10 - June	3	55,000	0	55,000
			PD 11 - July	1	23,493	7,048	30,541
			PD 12 - August	1	134,054	74,721	208,775
			730500- SOM: Dermatology: Admin Total	11	768,001	310,286	1,078,287
		731000- SOM: Emerg Med: Admin	PD 01 - September	4	80,512	53,436	133,948
			PD 02 - October	2	131,339	16,729	148,068
			PD 03 - November	1	70,000	7,000	77,000
			PD 05 - January	5	771,345	0	771,345
			PD 06 - February	9	299,240	1,145	300,385
			PD 07 - March	5	207,896	86,662	294,559
			PD 08 - April	5	190,967	34,848	225,815
			PD 09 - May	1	132,372	74,128	206,500
			PD 10 - June	2	43,796	16,204	60,000
			PD 12 - August	8	394,510	19,697	414,207
			731000- SOM: Emerg Med: Admin Total	42	2,321,977	309,850	2,631,827
			731510- SOM: FPM: AIDS Training	PD 02 - October	1	89,745	7,180
		PD 04 - December		1	60,502	4,840	65,342
		PD 08 - April		1	68,922	5,514	74,436
		PD 11 - July		1	236,984	11,197	248,181
		731510- SOM: FPM: AIDS Training Total	4	456,153	28,731	484,884	
		731525- SOM: FPM: Family Medicine	PD 09 - May	1	33,894	0	33,894
			PD 12 - August	1	29,923	0	29,923
		731525- SOM: FPM: Family Medicine Total	2	63,817	0	63,817	
		732005- SOM: GYN OB: Admin	PD 01 - September	1	194,393	82,652	277,045
		732005- SOM: GYN OB: Admin Total	1	194,393	82,652	277,045	
		732010- SOM: GYN OB: Family Planning	PD 02 - October	1	441	44	485
			PD 03 - November	2	346,675	180	346,854
			PD 04 - December	1	1,805	181	1,986
			PD 06 - February	3	75,843	346	76,189
			PD 07 - March	4	222,904	22,636	245,540

Emory University Award Statistics

Fiscal Year : 2016
Period : 12

Fiscal Year	Operating Unit	Department	Period	Awards Processed	Direct (\$)	Indirect (\$)	Total (\$)		
2015	20000- School of Medicine	732010- SOM: GYN OB: Family Planning	PD 09 - May	1	1,052	105	1,157		
			PD 11 - July	2	53,625	13,323	66,948		
			PD 12 - August	2	293,308	173	293,482		
		732010- SOM: GYN OB: Family Planning Total				16	995,653	36,988	1,032,641
		732015- SOM: GYN OB: General	PD 08 - April	1	10,000	0	10,000		
			732015- SOM: GYN OB: General Total				1	10,000	0
		732020- SOM: GYN OB: GYN Oncology	PD 09 - May	0	3,231	969	4,200		
			732020- SOM: GYN OB: GYN Oncology Total				0	3,231	969
		732025- SOM: GYN OB: FPM & RS	PD 11 - July	1	0	0	0		
			732025- SOM: GYN OB: FPM & RS Total				1	0	0
		732030- SOM: GYN OB: Adoles Repro Hlth	PD 02 - October	1	690,172	109,828	800,000		
			PD 08 - April	1	391	109	500		
			PD 12 - August	1	730,133	119,867	850,000		
		732030- SOM: GYN OB: Adoles Repro Hlth Total				3	1,420,696	229,804	1,650,500
		732045- SOM: GYN OB: Education	PD 02 - October	1	378,034	0	378,034		
			732045- SOM: GYN OB: Education Total				1	378,034	0
		732500- SOM: HMO: Med Onc	PD 01 - September	10	449,883	96,885	546,768		
			PD 02 - October	11	538,549	93,072	631,621		
			PD 03 - November	16	532,445	107,089	639,534		
			PD 04 - December	10	356,190	163,499	519,689		
			PD 05 - January	8	464,670	174,198	638,868		
			PD 06 - February	7	823,459	299,089	1,122,548		
			PD 07 - March	11	826,824	352,231	1,179,056		
			PD 08 - April	14	833,675	246,152	1,079,827		
			PD 09 - May	8	425,897	119,101	544,998		
			PD 10 - June	10	612,920	127,526	740,445		
			PD 11 - July	8	336,834	109,549	446,384		
			PD 12 - August	13	1,869,426	351,010	2,220,437		
			732500- SOM: HMO: Med Onc Total				126	8,070,772	2,239,402
		732510- SOM: HMO: Hematology	PD 01 - September	4	106,439	32,320	138,759		
			PD 02 - October	2	126,503	37,951	164,453		
			PD 03 - November	3	110,573	33,256	143,830		
			PD 04 - December	2	309,650	155,395	465,045		
			PD 05 - January	6	524,634	130,418	655,052		
			PD 06 - February	5	898,001	431,907	1,329,908		
			PD 07 - March	4	130,131	41,038	171,168		
			PD 08 - April	3	54,714	16,412	71,127		
			PD 09 - May	2	86,522	25,956	112,478		
			PD 10 - June	1	101,088	31,237	132,325		
			PD 11 - July	2	113,424	33,307	146,731		
			PD 12 - August	2	381,546	177,378	558,924		
			732510- SOM: HMO: Hematology Total				36	2,943,224	1,146,575

Emory University Award Statistics

Fiscal Year : 2016
Period : 12

Fiscal Year	Operating Unit	Department	Period	Awards Processed	Direct (\$)	Indirect (\$)	Total (\$)		
2015	20000- School of Medicine	Total							
		732520- SOM: HMO: BMT	PD 01 - September	3	199,482	100,453	299,935		
			PD 02 - October	6	183,387	57,477	240,864		
			PD 03 - November	15	345,492	91,675	437,166		
			PD 04 - December	2	177,298	59,492	236,790		
			PD 05 - January	7	214,319	61,129	275,448		
			PD 06 - February	8	459,619	139,338	598,957		
			PD 07 - March	11	673,082	239,698	912,779		
			PD 08 - April	7	810,446	283,765	1,094,212		
			PD 09 - May	3	290,477	95,661	386,138		
			PD 10 - June	6	669,501	126,583	796,083		
			PD 11 - July	3	405,095	105,158	510,253		
			PD 12 - August	9	467,845	185,867	653,713		
			732520- SOM: HMO: BMT Total		80	4,896,044	1,546,295	6,442,338	
			732540- SOM: HMO: Admin	PD 01 - September	0	13,408	4,022	17,430	
				PD 02 - October	1	37,500	0	37,500	
				PD 03 - November	1	120,197	10,051	130,248	
				PD 04 - December	0	1,250	375	1,625	
				PD 05 - January	0	3,160	948	4,108	
				PD 06 - February	0	23,649	7,095	30,743	
				PD 07 - March	0	5,942	1,783	7,724	
				PD 09 - May	1	52,821	28,266	81,087	
				PD 10 - June	0	4,323	1,297	5,619	
				732540- SOM: HMO: Admin Total		3	262,249	53,836	316,085
			733005- SOM: Medicine: Cardiology	PD 01 - September	7	766,282	304,720	1,071,002	
				PD 02 - October	7	1,334,219	543,178	1,877,397	
				PD 03 - November	10	1,422,946	651,298	2,074,243	
				PD 04 - December	14	2,455,552	1,114,641	3,570,193	
				PD 05 - January	8	551,632	215,340	766,972	
				PD 06 - February	5	416,427	108,901	525,328	
				PD 07 - March	16	1,873,718	378,758	2,252,476	
				PD 08 - April	9	353,079	95,807	448,885	
				PD 09 - May	7	429,851	133,730	563,580	
				PD 10 - June	8	449,068	156,675	605,743	
				PD 11 - July	18	2,861,602	1,174,643	4,036,245	
				PD 12 - August	14	510,276	92,550	602,826	
				733005- SOM: Medicine: Cardiology Total		123	13,424,652	4,970,241	18,394,893
			733010- SOM: Medicine: Digestive Dis	PD 01 - September	0	3,741	1,459	5,200	
				PD 02 - October	0	1,815	545	2,360	
				PD 03 - November	1	9,694	2,908	12,603	
				PD 04 - December	4	101,917	245	102,162	
				PD 05 - January	1	105,466	218	105,684	
				PD 06 -	0	30,453	9,136	39,588	

Emory University Award Statistics

Fiscal Year : 2016
Period : 12

Fiscal Year	Operating Unit	Department	Period	Awards Processed	Direct (\$)	Indirect (\$)	Total (\$)
2015	20000- School of Medicine	733010- SOM: Medicine: Digestive Dis	February				
			PD 07 - March	3	242,397	127,566	369,964
			PD 08 - April	3	312,825	121,800	434,625
			PD 09 - May	2	146,534	43,960	190,495
			PD 10 - June	0	3,713	327	4,040
			PD 11 - July	4	548,881	246,668	795,549
			PD 12 - August	5	175,219	11,116	186,335
			733010- SOM: Medicine: Digestive Dis Total	23	1,682,657	565,947	2,248,604
		733015- SOM: Medicine: Endocrinology	PD 01 - September	3	13,201	5,808	19,009
			PD 02 - October	3	242,152	15,458	257,610
			PD 03 - November	1	238,114	54,325	292,438
			PD 04 - December	5	551,948	98,999	650,947
			PD 05 - January	0	25,993	7,798	33,791
			PD 06 - February	3	420,061	91,105	511,165
			PD 07 - March	2	313,055	61,806	374,862
			PD 08 - April	4	323,822	39,994	363,816
			PD 09 - May	0	27,741	8,322	36,064
			PD 10 - June	1	117,013	35,104	152,117
			PD 11 - July	4	548,451	146,939	695,390
			PD 12 - August	2	531,979	187,461	719,440
		733015- SOM: Medicine: Endocrinology Total	28	3,353,530	753,120	4,106,650	
		733020- SOM: Medicine: Geriatrics	PD 01 - September	4	399,858	18,899	418,757
			PD 02 - October	1	29,002	0	29,002
PD 03 - November	1		68,381	5,470	73,851		
PD 05 - January	4		344,042	132,947	476,989		
PD 06 - February	1		19,231	10,769	30,000		
PD 07 - March	2		60,847	0	60,847		
PD 08 - April	2		102,293	6,755	109,048		
PD 09 - May	1		266,515	133,979	400,494		
PD 10 - June	1		15,000	0	15,000		
PD 12 - August	2		135,830	27,345	163,175		
733020- SOM: Medicine: Geriatrics Total	19	1,440,999	336,164	1,777,163			
733025- SOM: Medicine: Infectious Dis	PD 01 - September	6	1,287,553	505,941	1,793,494		
	PD 02 - October	3	1,071,792	368,139	1,439,931		
	PD 03 - November	6	399,087	79,022	478,109		
	PD 04 - December	5	691,904	245,043	936,947		
	PD 05 - January	8	4,167,630	1,057,351	5,224,981		
	PD 06 - February	12	1,606,517	335,275	1,941,792		
	PD 07 - March	7	1,055,031	157,959	1,212,989		
	PD 08 - April	8	522,916	79,936	602,852		
	PD 09 - May	10	3,478,644	1,249,573	4,728,217		
	PD 10 - June	8	1,272,742	333,928	1,606,671		

Emory University Award Statistics

Fiscal Year : 2016
Period : 12

Fiscal Year	Operating Unit	Department	Period	Awards Processed	Direct (\$)	Indirect (\$)	Total (\$)
2015	20000- School of Medicine	733025- SOM: Medicine: Infectious Dis	PD 11 - July	14	8,123,740	2,428,584	10,552,324
			PD 12 - August	16	4,631,402	1,026,882	5,658,283
		733025- SOM: Medicine: Infectious Dis Total		103	28,308,958	7,867,633	36,176,591
		733030- SOM: Medicine: Nephrology	PD 01 - September	1	0	0	0
			PD 02 - October	5	220,287	43,987	264,274
			PD 03 - November	3	112,085	17,583	129,668
			PD 04 - December	1	15,150	4,545	19,695
			PD 05 - January	2	135,331	60,291	195,622
			PD 06 - February	1	3,451	1,175	4,627
			PD 07 - March	4	350,001	135,924	485,926
			PD 08 - April	3	362,919	178,315	541,234
			PD 09 - May	3	192,212	20,618	212,830
			PD 10 - June	3	423,426	143,687	567,113
			PD 11 - July	4	304,934	114,667	419,601
			PD 12 - August	5	272,586	16,591	289,177
		733030- SOM: Medicine: Nephrology Total		35	2,392,382	737,384	3,129,765
		733035- SOM: Medicine: Pulmonary	PD 01 - September	4	541,778	228,849	770,627
			PD 02 - October	3	124,861	60,583	185,444
			PD 03 - November	2	268,915	109,327	378,242
			PD 04 - December	2	305,519	160,291	465,809
			PD 05 - January	3	202,239	28,317	230,557
			PD 06 - February	5	226,612	51,327	277,939
			PD 07 - March	2	63,663	9,773	73,437
			PD 08 - April	8	1,134,697	521,695	1,656,392
			PD 09 - May	3	444,340	214,878	659,219
			PD 10 - June	3	117,027	54,389	171,416
			PD 11 - July	6	800,739	259,891	1,060,629
			PD 12 - August	8	913,697	220,984	1,134,681
		733035- SOM: Medicine: Pulmonary Total		49	5,144,087	1,920,305	7,064,392
		733040- SOM: Medicine: Rheumatology	PD 01 - September	4	63,271	3,391	66,662
			PD 02 - October	1	272,196	75,688	347,884
			PD 03 - November	1	74,989	18,604	93,593
			PD 04 - December	0	18,928	5,678	24,606
			PD 05 - January	1	193,611	63,381	256,992
			PD 06 - February	0	36,137	11,366	47,503
			PD 07 - March	3	332,270	93,052	425,322
			PD 08 - April	1	66,531	17,430	83,960
			PD 09 - May	1	25,261	7,578	32,839
			PD 10 - June	2	59,745	22,800	82,545
			PD 11 - July	3	368,420	88,677	457,096
			PD 12 - August	2	769,472	273,257	1,042,729
		733040- SOM: Medicine:		19	2,280,829	680,902	2,961,732

Emory University Award Statistics

Fiscal Year : 2016
Period : 12

Fiscal Year	Operating Unit	Department	Period	Awards Processed	Direct (\$)	Indirect (\$)	Total (\$)		
2015	20000- School of Medicine	Rheumatology Total							
		733045- SOM: Medicine: General Med	PD 02 - October	1	13,907	0	13,907		
			PD 03 - November	1	326,188	182,665	508,853		
			PD 05 - January	2	297,480	55,257	352,737		
			PD 07 - March	1	47,371	26,055	73,426		
			PD 11 - July	3	285,606	30,486	316,092		
			733045- SOM: Medicine: General Med Total		8	970,552	294,463	1,265,015	
			733050- SOM: Medicine: Hospital Med	PD 05 - January	1	71,259	0	71,259	
			733050- SOM: Medicine: Hospital Med Total		1	71,259	0	71,259	
			733060- SOM: Medicine: Immunology	PD 02 - October	1	1,431	791	2,222	
				PD 04 - December	1	64,000	35,840	99,840	
				PD 06 - February	1	249,497	139,718	389,215	
				PD 09 - May	1	20,000	11,200	31,200	
				PD 10 - June	2	116,390	65,178	181,568	
				PD 12 - August	2	115,214	64,520	179,734	
				733060- SOM: Medicine: Immunology Total		8	566,532	317,247	883,779
			733505- SOM: Neurology: Admin	PD 01 - September	4	135,300	19,125	154,425	
				PD 02 - October	1	102,103	34,965	137,068	
				PD 03 - November	0	8,295	2,488	10,783	
				PD 04 - December	2	58,263	22,290	80,553	
				PD 05 - January	0	7,314	2,260	9,574	
				PD 06 - February	1	39,444	11,904	51,348	
				PD 07 - March	2	70,837	31,827	102,664	
				PD 08 - April	2	17,200	6,530	23,730	
				PD 09 - May	1	257,651	44,690	302,341	
				PD 10 - June	2	1,087,934	559,872	1,647,806	
				PD 11 - July	3	1,413,230	304,886	1,718,116	
				PD 12 - August	2	543,045	289,014	832,059	
				733505- SOM: Neurology: Admin Total		20	3,740,615	1,329,851	5,070,466
			733510- SOM: Neurology: Epilepsy	PD 01 - September	1	45,513	16,891	62,405	
				PD 02 - October	0	30,011	9,003	39,014	
				PD 03 - November	0	1,787	536	2,323	
				PD 04 - December	0	4,029	1,209	5,238	
				PD 05 - January	1	32,951	10,533	43,484	
				PD 06 - February	2	54,511	16,741	71,252	
				PD 07 - March	0	101,953	30,586	132,539	
				PD 08 - April	1	82,348	4,110	86,458	
				PD 09 - May	1	973,068	382,241	1,355,309	
				PD 10 - June	0	5,179	1,554	6,733	
				PD 11 - July	1	54,823	16,447	71,269	
				PD 12 - August	5	1,304,192	243,717	1,547,909	
				733510- SOM: Neurology: Epilepsy Total		12	2,690,365	733,568	3,423,933

Emory University Award Statistics

Fiscal Year : 2016
Period : 12

Fiscal Year	Operating Unit	Department	Period	Awards Processed	Direct (\$)	Indirect (\$)	Total (\$)	
2015	20000- School of Medicine	733515- SOM: Neurology: Sleep	PD 05 - January	1	7,585	0	7,585	
			PD 10 - June	1	168,325	13,466	181,791	
		733515- SOM: Neurology: Sleep Total			2	175,910	13,466	189,376
		733520- SOM: Neurology: Movement Disor	PD 01 - September	3	26,010	639	26,649	
			PD 02 - October	4	561,528	83,354	644,882	
			PD 03 - November	2	58,431	17,674	76,105	
			PD 04 - December	7	81,943	(27,062)	54,882	
			PD 05 - January	4	30,181	8,418	38,599	
			PD 06 - February	7	147,986	29,847	177,833	
			PD 07 - March	3	82,219	22,424	104,643	
			PD 08 - April	4	318,809	80,761	399,570	
			PD 09 - May	6	42,226	19,218	61,444	
			PD 10 - June	4	69,527	21,419	90,946	
			PD 11 - July	5	119,686	5,070	124,756	
			PD 12 - August	4	80,483	30,705	111,189	
			733520- SOM: Neurology: Movement Disor Total			53	1,619,029	292,467
		733525- SOM: Neurology: Neuro-Rehab	PD 01 - September	2	54,292	19,708	74,000	
			PD 03 - November	1	19,562	0	19,562	
			PD 05 - January	1	19,236	0	19,236	
			PD 06 - February	1	109,091	10,909	120,000	
			PD 07 - March	1	25,000	14,000	39,000	
			PD 08 - April	2	39,405	0	39,405	
			PD 11 - July	2	576,001	217,044	793,045	
			PD 12 - August	1	77,740	6,219	83,959	
		733525- SOM: Neurology: Neuro-Rehab Total			11	920,327	267,880	1,188,207
		733530- SOM: Neurology: Cog Neurobehav	PD 01 - September	1	967,725	532,249	1,499,974	
			PD 03 - November	1	37,465	2,125	39,590	
			PD 05 - January	1	2,158	842	3,000	
			PD 06 - February	1	3,394	1,018	4,412	
			PD 07 - March	3	190,633	27,136	217,769	
			PD 08 - April	3	180,892	99,533	280,425	
			PD 09 - May	2	600,980	93,437	694,417	
			PD 10 - June	2	198,917	32,707	231,624	
PD 11 - July	3		20,001	3,000	23,002			
PD 12 - August	3		727,630	251,780	979,411			
733530- SOM: Neurology: Cog Neurobehav Total			20	2,929,796	1,043,827	3,973,623		
733535- SOM: Neurology: Neuromuscular	PD 01 - September	1	459,337	138,733	598,070			
	PD 02 - October	0	5,540	1,662	7,202			
	PD 03 - November	0	717	2,390	3,107			
	PD 04 - December	0	1,893	568	2,462			
	PD 05 - January	2	223,440	11,944	235,384			
	PD 06 - February	3	192,978	60,257	253,235			

Emory University Award Statistics

Fiscal Year : 2016
Period : 12

Fiscal Year	Operating Unit	Department	Period	Awards Processed	Direct (\$)	Indirect (\$)	Total (\$)
2015	20000- School of Medicine	733535- SOM: Neurology: Neuromuscular	February				
			PD 07 - March	0	118,274	41,396	159,670
			PD 08 - April	1	42,034	16,150	58,185
			PD 09 - May	2	147,694	12,897	160,591
			PD 10 - June	1	13,004	5,545	18,549
			PD 11 - July	0	3,500	1,050	4,550
			PD 12 - August	2	542,068	169,293	711,361
			733535- SOM: Neurology: Neuromuscular Total		12	1,750,479	461,885
		733545- SOM: Neurology: Stroke	PD 01 - September	1	112,074	630	112,704
			PD 02 - October	3	240,542	128,668	369,210
			PD 03 - November	0	13,762	4,128	17,890
			PD 04 - December	3	142,049	41,412	183,461
			PD 05 - January	3	243,324	138,658	381,982
			PD 06 - February	0	200	60	260
			PD 07 - March	1	20,856	6,179	27,035
			PD 08 - April	2	82,271	24,381	106,653
			PD 09 - May	3	324,210	62,456	386,666
			PD 10 - June	1	20,049	5,769	25,818
			PD 11 - July	2	221,099	123,194	344,293
			PD 12 - August	2	125,996	59,949	185,945
		733545- SOM: Neurology: Stroke Total		21	1,546,431	595,485	2,141,916
		733560- SOM: Neurology: General	PD 09 - May	1	67,626	26,374	94,000
		733560- SOM: Neurology: General Total		1	67,626	26,374	94,000
		733570- SOM: Neurology: Neuropsych	PD 09 - May	2	657,261	135,274	792,535
		733570- SOM: Neurology: Neuropsych Total		2	657,261	135,274	792,535
		734000- SOM: Neurosurgery: Admin	PD 01 - September	1	132,615	10,690	143,304
			PD 02 - October	1	8,633	3,367	12,000
			PD 03 - November	3	193,752	96,230	289,982
			PD 04 - December	3	68,849	26,172	95,021
PD 05 - January	0		7,692	2,308	10,000		
PD 06 - February	2		85,270	31,595	116,865		
PD 07 - March	5		284,784	142,238	427,022		
PD 09 - May	3		305,292	137,229	442,521		
PD 10 - June	1		6,221	2,177	8,398		
PD 11 - July	1		108,302	2,620	110,922		
PD 12 - August	3		508,587	160,828	669,415		
734000- SOM: Neurosurgery: Admin Total			23	1,709,997	615,453	2,325,450	
734500- SOM: Ophthal: Admin	PD 01 - September	2	11,369	3,411	14,780		
	PD 02 - October	3	395,935	194,996	590,931		
	PD 03 - November	5	212,562	35,224	247,786		
	PD 05 - January	1	0	0	0		
	PD 06 - February	3	1,388,536	223,369	1,611,905		

Emory University Award Statistics

Fiscal Year : 2016
Period : 12

Fiscal Year	Operating Unit	Department	Period	Awards Processed	Direct (\$)	Indirect (\$)	Total (\$)		
2015	20000- School of Medicine	734500- SOM: Ophthal: Admin	PD 07 - March	1	73,470	40,776	114,246		
			PD 08 - April	4	549,165	216,513	765,678		
			PD 09 - May	1	0	0	0		
			PD 10 - June	2	216,846	116,241	333,087		
			PD 11 - July	2	9,344	3,157	12,501		
			PD 12 - August	7	1,123,390	178,895	1,302,285		
		734500- SOM: Ophthal: Admin Total				31	3,980,617	1,012,582	4,993,199
		734502- SOM: Ophthal: Chairman	PD 02 - October	1	135,000	75,600	210,600		
			PD 03 - November	1	135,000	75,600	210,600		
			PD 05 - January	1	0	0	0		
		734502- SOM: Ophthal: Chairman Total				3	270,000	151,200	421,200
		734506- SOM: Ophthal: Dept Research	PD 09 - May	2	172,263	52,819	225,082		
			PD 12 - August	1	376,955	207,326	584,281		
		734506- SOM: Ophthal: Dept Research Total				3	549,218	260,145	809,363
		734508- SOM: Ophthal: Basic Research	PD 01 - September	1	245,000	134,750	379,750		
			PD 12 - August	4	885,185	628,670	1,513,855		
		734508- SOM: Ophthal: Basic Research Total				5	1,130,185	763,420	1,893,605
		734520- SOM: Ophthal: Cornea	PD 01 - September	0	3,846	1,154	5,000		
			PD 02 - October	0	1,154	346	1,500		
			PD 03 - November	0	1,677	503	2,180		
			PD 04 - December	0	3,846	1,154	5,000		
			PD 05 - January	0	1,154	346	1,500		
			PD 06 - February	0	769	231	1,000		
			PD 07 - March	0	769	231	1,000		
			PD 09 - May	0	769	231	1,000		
			PD 10 - June	0	1,154	346	1,500		
			PD 11 - July	0	4,231	1,269	5,500		
			734520- SOM: Ophthal: Cornea Total				0	19,369	5,811
		734524- SOM: Ophthal: Glaucoma	PD 01 - September	0	15,131	4,539	19,671		
PD 02 - October	0		6,975	2,093	9,068				
PD 03 - November	0		4,630	1,389	6,019				
PD 04 - December	0		3,755	1,127	4,882				
PD 06 - February	0		7,205	2,162	9,367				
PD 07 - March	0		6,365	1,910	8,275				
PD 09 - May	0		683	2,275	2,958				
PD 11 - July	0		1,640	492	2,132				
PD 12 - August	0		2,875	863	3,738				
734524- SOM: Ophthal: Glaucoma Total				0	49,259	16,848	66,107		
734528- SOM: Ophthal: Oculo-Pathology	PD 02 - October	1	17,199	9,632	26,831				
	PD 06 - February	1	207,500	116,200	323,700				
	PD 12 - August	1	25,641	14,359	40,000				
734528- SOM: Ophthal: Oculo-				3	250,340	140,191	390,531		

Emory University Award Statistics

Fiscal Year : 2016
Period : 12

Fiscal Year	Operating Unit	Department	Period	Awards Processed	Direct (\$)	Indirect (\$)	Total (\$)
2015	20000- School of Medicine	Pathology Total					
		734532- SOM: Ophthal: Pediatric	PD 02 - October	2	1,752	635	2,387
			PD 03 - November	1	0	0	0
			PD 04 - December	1	1,167	424	1,591
			PD 05 - January	1	902	349	1,251
			PD 06 - February	1	2,822	1,069	3,891
			PD 10 - June	1	1,002	364	1,366
			PD 12 - August	1	204,227	74,197	278,424
			734532- SOM: Ophthal: Pediatric Total	8	211,871	77,038	288,909
		734534- SOM: Ophthal: Retina	PD 01 - September	0	1,055	317	1,372
			PD 02 - October	0	3,843	1,153	4,996
			PD 03 - November	0	448	135	583
			PD 05 - January	0	1,504	451	1,955
			PD 06 - February	3	61,440	48,957	110,396
			PD 07 - March	1	2,527	802	3,329
			PD 08 - April	1	308	120	428
			PD 09 - May	0	5,206	1,562	6,767
			PD 10 - June	1	2,336	737	3,073
			PD 11 - July	0	1,055	317	1,372
			734534- SOM: Ophthal: Retina Total	6	79,723	54,549	134,272
			735000- SOM: Orthopaedics: Admin	PD 01 - September	1	3,923	589
		PD 02 - October		1	10,130	3,289	13,419
		PD 03 - November		2	83,867	3,686	87,553
		PD 04 - December		1	19,222	5,344	24,566
		PD 06 - February		0	2,640	958	3,598
		PD 07 - March		1	2,830	875	3,705
		PD 08 - April		1	16,666	6,500	23,166
		PD 09 - May		1	0	0	0
		PD 10 - June		0	7,038	2,112	9,150
		PD 11 - July		1	10,479	2,955	13,434
		PD 12 - August		2	2,132	593	2,725
		735000- SOM: Orthopaedics: Admin Total		11	158,928	26,900	185,828
		735500- SOM: Otolaryngology:Admin		PD 02 - October	0	2,682	805
			PD 06 - February	2	205,484	111,348	316,832
			PD 07 - March	1	19,904	10,947	30,851
			PD 08 - April	1	28,391	7,382	35,773
			PD 09 - May	1	4,119	1,551	5,670
		735500- SOM: Otolaryngology:Admin Total	5	260,580	132,033	392,613	
		736000- SOM: Pathology: Admin	PD 01 - September	5	408,342	184,873	593,215
			PD 02 - October	10	1,782,071	647,407	2,429,478
			PD 03 - November	4	237,068	124,848	361,915
			PD 04 - December	5	363,572	115,349	478,921

Emory University Award Statistics

Fiscal Year : 2016
Period : 12

Fiscal Year	Operating Unit	Department	Period	Awards Processed	Direct (\$)	Indirect (\$)	Total (\$)		
2015	20000- School of Medicine	736000- SOM: Pathology: Admin	PD 05 - January	12	766,230	270,448	1,036,679		
			PD 06 - February	3	233,489	65,599	299,088		
			PD 07 - March	15	1,859,102	650,622	2,509,724		
			PD 08 - April	17	7,192,517	1,274,439	8,466,956		
			PD 09 - May	4	1,216,431	667,898	1,884,329		
			PD 10 - June	5	969,880	478,479	1,448,359		
			PD 11 - July	10	2,482,980	920,115	3,403,095		
			PD 12 - August	14	2,590,102	608,473	3,198,575		
		736000- SOM: Pathology: Admin Total				104	20,101,784	6,008,549	26,110,333
		736500- SOM: Peds: Administration	PD 01 - September	1	2,475	1,361	3,836		
			PD 04 - December	1	181,004	99,552	280,557		
			PD 08 - April	1	197,000	57,327	254,327		
			PD 09 - May	1	87,016	47,859	134,874		
			PD 11 - July	1	24,681	13,574	38,255		
			736500- SOM: Peds: Administration Total				5	492,175	219,674
		736502- SOM: Peds: PCOG	PD 02 - October	1	60,547	153	60,700		
			PD 05 - January	1	41,844	23,432	65,276		
			PD 06 - February	1	97,197	9,720	106,917		
			PD 08 - April	2	369,375	206,850	576,225		
			PD 09 - May	0	1,172	328	1,500		
			PD 10 - June	2	349,990	161,494	511,484		
			PD 11 - July	1	246,250	82,740	328,990		
		736502- SOM: Peds: PCOG Total				8	1,166,375	484,717	1,651,092
		736504- SOM: Peds: Neonatology	PD 01 - September	2	178,926	84,000	262,926		
			PD 02 - October	1	85,658	0	85,658		
			PD 03 - November	2	177,205	12,724	189,929		
			PD 10 - June	1	50,003	13,001	63,004		
			PD 12 - August	1	121,875	68,250	190,125		
736504- SOM: Peds: Neonatology Total				7	613,667	177,975	791,642		
736506- SOM: Peds: Rheumatology	PD 01 - September	1	1,559	566	2,125				
	PD 03 - November	1	1,467	533	2,000				
	PD 04 - December	1	1,000	0	1,000				
	PD 05 - January	2	255,294	141,922	397,216				
	PD 06 - February	1	6,267	2,064	8,331				
	PD 09 - May	4	745,275	306,245	1,051,520				
	PD 10 - June	1	147	53	200				
	PD 11 - July	3	25,289	14,054	39,343				
	PD 12 - August	1	2,034	566	2,600				
736506- SOM: Peds: Rheumatology Total				15	1,038,333	466,002	1,504,335		
736508- SOM: Peds: Endocrinology	PD 01 - September	2	59,351	22,934	82,285				
	PD 02 - October	2	8,866	2,660	11,526				
	PD 03 - November	2	26,392	8,975	35,367				

Emory University Award Statistics

Fiscal Year : 2016
Period : 12

Fiscal Year	Operating Unit	Department	Period	Awards Processed	Direct (\$)	Indirect (\$)	Total (\$)
2015	20000- School of Medicine	736508- SOM: Peds: Endocrinology	PD 04 - December	2	917	358	1,275
			PD 05 - January	1	17,122	5,881	23,004
			PD 06 - February	3	54,395	9,985	64,380
			PD 07 - March	2	51,212	16,614	67,826
			PD 08 - April	2	40,897	14,082	54,979
			PD 09 - May	1	0	0	0
			PD 10 - June	3	(4,464)	(2,342)	(6,806)
			PD 11 - July	4	46,780	16,544	63,324
			PD 12 - August	2	258,860	72,313	331,173
			736508- SOM: Peds: Endocrinology Total				26
2015	20000- School of Medicine	736510- SOM: Peds: Gastroenterology	PD 01 - September	1	75,000	42,000	117,000
			PD 02 - October	2	95,050	404	95,454
			PD 03 - November	4	218,406	67,242	285,648
			PD 04 - December	1	70,439	7,196	77,634
			PD 05 - January	5	21,442	(14,485)	6,957
			PD 06 - February	5	162,416	58,291	220,707
			PD 07 - March	8	1,215,245	443,779	1,659,024
			PD 08 - April	1	30,717	14,921	45,637
			PD 09 - May	2	159,237	17,739	176,976
			PD 10 - June	2	36,447	12,350	48,797
			PD 11 - July	3	936,190	385,799	1,321,989
			PD 12 - August	6	1,272,504	216,211	1,488,716
			736510- SOM: Peds: Gastroenterology Total				40
2015	20000- School of Medicine	736512- SOM: Peds: Neurology	PD 01 - September	1	47,500	0	47,500
			PD 02 - October	1	0	0	0
			PD 05 - January	2	126,820	0	126,820
			PD 06 - February	3	52,055	1,145	53,200
			PD 07 - March	2	368,750	206,500	575,250
			PD 10 - June	1	14,365	4,310	18,675
			PD 11 - July	0	7,100	2,130	9,230
			PD 12 - August	2	43,846	1,154	45,000
736512- SOM: Peds: Neurology Total				12	660,437	215,238	875,675
2015	20000- School of Medicine	736514- SOM: Peds: Nephrology	PD 01 - September	2	8,701	3,159	11,860
			PD 02 - October	1	7,602	2,239	9,841
			PD 03 - November	2	69,434	20,832	90,266
			PD 04 - December	1	21,732	7,744	29,476
			PD 05 - January	3	8,108	2,882	10,990
			PD 06 - February	0	13,729	4,351	18,080
			PD 07 - March	2	32,832	12,180	45,012
			PD 08 - April	1	17,812	6,340	24,152
			PD 09 - May	1	3,500	1,050	4,550
			PD 10 - June	3	14,257	5,074	19,331

Emory University Award Statistics

Fiscal Year : 2016
Period : 12

Fiscal Year	Operating Unit	Department	Period	Awards Processed	Direct (\$)	Indirect (\$)	Total (\$)			
2015	20000- School of Medicine	736514- SOM: Peds: Nephrology	June							
			PD 11 - July	2	16,593	6,138	22,731			
			PD 12 - August	2	9,108	3,072	12,180			
		736514- SOM: Peds: Nephrology Total				20	223,407	75,062	298,469	
		736516- SOM: Peds: Children's Hrt Ctr	PD 02 - October	2	3,782	1,052	4,834			
			PD 03 - November	0	22,408	6,714	29,122			
			PD 05 - January	2	54,096	1,278	55,374			
			PD 06 - February	3	42,723	11,920	54,643			
			PD 07 - March	1	14,735	4,105	18,840			
			PD 08 - April	1	14,250	2,524	16,774			
			PD 09 - May	0	19,154	5,746	24,900			
			PD 10 - June	0	346	104	450			
			PD 11 - July	4	362,087	11,847	373,934			
			PD 12 - August	1	189,187	53,839	243,026			
			736516- SOM: Peds: Children's Hrt Ctr Total				14	722,769	99,129	821,898
			736518- SOM: Peds: General	PD 02 - October	1	43,100	4,310	47,410		
				PD 07 - March	2	251,516	140,000	391,516		
		PD 09 - May		1	93,198	8,135	101,333			
		PD 11 - July		1	22,500	0	22,500			
		736518- SOM: Peds: General Total				5	410,314	152,445	562,759	
		736520- SOM: Peds: Infectious Disease	PD 01 - September	5	643,601	60,372	703,973			
			PD 02 - October	3	89,453	22,863	112,316			
			PD 03 - November	2	267,120	143,238	410,358			
			PD 04 - December	6	261,811	63,056	324,867			
			PD 05 - January	6	427,069	160,944	588,013			
			PD 06 - February	1	197,841	60,364	258,204			
			PD 07 - March	2	543,036	186,313	729,349			
			PD 08 - April	3	601,620	194,148	795,768			
			PD 09 - May	1	24,773	9,113	33,886			
			PD 10 - June	4	321,577	136,601	458,178			
			PD 11 - July	5	275,432	119,245	394,677			
			PD 12 - August	8	979,954	419,710	1,399,664			
			736520- SOM: Peds: Infectious Disease Total				46	4,633,286	1,575,966	6,209,252
		736522- SOM: Peds: Emergency Medicine	PD 02 - October	1	17,484	5,294	22,778			
			PD 05 - January	2	18,186	1,686	19,872			
			PD 07 - March	0	11,906	3,572	15,478			
			PD 08 - April	2	226,254	54,805	281,059			
			PD 09 - May	0	25,000	7,500	32,500			
			PD 10 - June	0	13,056	3,917	16,973			
			PD 11 - July	0	14,225	4,268	18,493			
			PD 12 - August	1	317,514	82,486	400,000			
		736522- SOM: Peds: Emergency Medicine Total				6	643,624	163,528	807,152	

Emory University Award Statistics

Fiscal Year : 2016
Period : 12

Fiscal Year	Operating Unit	Department	Period	Awards Processed	Direct (\$)	Indirect (\$)	Total (\$)			
2015	20000- School of Medicine	736524- SOM: Peds: Critical Care	PD 03 - November	1	8,874	2,351	11,225			
			PD 05 - January	1	7,825	2,175	10,000			
			PD 06 - February	1	2,500	0	2,500			
			PD 08 - April	3	31,882	5,254	37,136			
			PD 10 - June	3	181,340	2,923	184,263			
		736524- SOM: Peds: Critical Care Total				9	232,420	12,704	245,124	
		736526- SOM: Peds: Emory LOBP	PD 02 - October	7	275,274	13,645	288,919			
			PD 03 - November	1	25,000	13,580	38,580			
			PD 05 - January	2	121,176	60,817	181,993			
			PD 06 - February	1	3,586	1,044	4,630			
			PD 07 - March	2	301,020	152,747	453,767			
			PD 08 - April	1	211,003	118,162	329,165			
			PD 09 - May	1	509,248	234,962	744,210			
			PD 11 - July	3	271,544	132,745	404,289			
			PD 12 - August	2	184,694	36,862	221,556			
			736526- SOM: Peds: Emory LOBP Total				20	1,902,545	764,564	2,667,109
			736528- SOM: Peds: Allergy	PD 02 - October	1	804	314	1,118		
		PD 03 - November		2	29,662	3,572	33,235			
		PD 06 - February		0	2,630	789	3,420			
		PD 08 - April		0	1,209	363	1,572			
		PD 10 - June		0	553	166	720			
		PD 12 - August		0	1,000	300	1,300			
		736528- SOM: Peds: Allergy Total				3	35,859	5,504	41,363	
		736532- SOM: Peds: Pulmonology	PD 01 - September	1	65,929	36,261	102,190			
			PD 02 - October	1	13,677	3,829	17,506			
			PD 03 - November	2	96,860	33,346	130,206			
			PD 05 - January	1	569	159	728			
			PD 07 - March	1	406,043	66,563	472,606			
			PD 08 - April	1	4,563	1,278	5,840			
			PD 09 - May	1	41,984	12,174	54,158			
			PD 10 - June	2	316,267	86,301	402,568			
			PD 11 - July	2	91,694	43,764	135,458			
			PD 12 - August	1	61,250	0	61,250			
736532- SOM: Peds: Pulmonology Total				13	1,098,835	283,675	1,382,510			
736534- SOM: Peds: Cystic Fibrosis	PD 01 - September	0	4,594	1,545	6,139					
	PD 02 - October	2	20,013	9,651	29,663					
	PD 03 - November	0	23,137	8,098	31,235					
	PD 04 - December	3	4,320	1,255	5,575					
	PD 05 - January	2	27,350	2,542	29,891					
	PD 06 - February	4	191,343	1,820	193,163					
	PD 07 - March	6	328,893	22,965	351,858					
	PD 08 - April	1	75,677	6,511	82,188					

Emory University Award Statistics

Fiscal Year : 2016
Period : 12

Fiscal Year	Operating Unit	Department	Period	Awards Processed	Direct (\$)	Indirect (\$)	Total (\$)		
2015	20000- School of Medicine	736534- SOM: Peds: Cystic Fibrosis	PD 09 - May	0	10,538	3,162	13,700		
			PD 10 - June	2	348,111	157,604	505,715		
			PD 11 - July	3	478,170	2,349	480,519		
			PD 12 - August	2	215,000	69,916	284,916		
		736534- SOM: Peds: Cystic Fibrosis Total				25	1,727,146	287,418	2,014,564
		736538- SOM: Peds: Marcus Center	PD 04 - December	1	50,000	14,100	64,100		
			PD 05 - January	1	315,879	31,464	347,343		
			PD 06 - February	1	94,044	26,520	120,564		
			PD 07 - March	2	8,311	341	8,652		
			PD 08 - April	2	37,333	1,467	38,800		
			PD 10 - June	2	322,921	70,607	393,528		
			PD 11 - July	4	2,568,598	395,659	2,964,257		
			PD 12 - August	3	93,500	14,269	107,769		
		736538- SOM: Peds: Marcus Center Total				16	3,490,586	554,427	4,045,013
		736540- SOM: Peds: Egleston	PD 02 - October	1	25,000	0	25,000		
			PD 04 - December	1	122,828	0	122,828		
			PD 07 - March	1	89,570	86	89,656		
		736540- SOM: Peds: Egleston Total				3	237,398	86	237,484
		736542- SOM: Peds: Neuro-Oncology	PD 01 - September	4	158,750	3,077	161,827		
			PD 02 - October	6	432,631	504	433,135		
			PD 03 - November	2	145,715	78,156	223,871		
			PD 04 - December	2	200,710	111,803	312,513		
			PD 05 - January	8	263,776	121,779	385,555		
			PD 06 - February	5	89,952	29,193	119,145		
			PD 07 - March	5	508,894	282,242	791,136		
			PD 08 - April	4	359,158	176,697	535,855		
			PD 09 - May	1	13,103	3,931	17,033		
			PD 10 - June	1	59,375	3,281	62,656		
			PD 11 - July	6	344,067	131,102	475,169		
PD 12 - August	6		205,907	102,292	308,199				
736542- SOM: Peds: Neuro-Oncology Total				50	2,782,038	1,044,057	3,826,094		
736544- SOM: Peds: BMT	PD 01 - September	1	25,578	9,613	35,191				
	PD 02 - October	1	2,082	625	2,707				
	PD 03 - November	2	1,709,097	249,898	1,958,995				
	PD 04 - December	1	1,205,208	469,794	1,675,002				
	PD 05 - January	0	845	253	1,098				
	PD 06 - February	1	107,866	4,729	112,595				
	PD 08 - April	0	1,689	507	2,196				
	PD 09 - May	1	0	0	0				
	PD 10 - June	1	0	0	0				
	PD 11 - July	2	1,689	469	2,158				
	PD 12 - August	4	1,338,901	235,214	1,574,115				

Emory University Award Statistics

Fiscal Year : 2016
Period : 12

Fiscal Year	Operating Unit	Department	Period	Awards Processed	Direct (\$)	Indirect (\$)	Total (\$)		
2015	20000- School of Medicine	736544- SOM: Peds: BMT	August						
		736544- SOM: Peds: BMT Total		14	4,392,956	971,101	5,364,057		
		736546- SOM: Peds: HemThrom	PD 01 - September	4	1,154,200	129,560	1,283,760		
			PD 02 - October	0	14,496	4,680	19,176		
			PD 03 - November	0	5,742	1,723	7,465		
			PD 04 - December	2	32,570	2,730	35,300		
			PD 05 - January	5	553,247	224,568	777,815		
			PD 06 - February	4	253,444	78,945	332,389		
			PD 07 - March	3	180,015	9,089	189,104		
			PD 08 - April	1	19,241	5,842	25,083		
			PD 09 - May	3	248,383	132,284	380,667		
			PD 10 - June	6	3,110,775	976,668	4,087,443		
			PD 11 - July	2	27,402	8,391	35,793		
			PD 12 - August	7	673,974	297,724	971,698		
			736546- SOM: Peds: HemThrom Total			37	6,273,491	1,872,202	8,145,693
			736548- SOM: Peds: Hematology	PD 02 - October	2	78,832	20,850	99,682	
				PD 03 - November	4	165,691	19,950	185,641	
				PD 04 - December	3	56,304	19,020	75,324	
				PD 05 - January	3	428,865	137,823	566,688	
				PD 06 - February	0	8,505	2,552	11,057	
				PD 07 - March	2	108,093	19,853	127,946	
				PD 08 - April	2	122,643	56,020	178,663	
				PD 09 - May	2	1,336,103	561,088	1,897,190	
				PD 10 - June	3	105,138	56,501	161,639	
				PD 12 - August	5	118,828	8,159	126,987	
			736548- SOM: Peds: Hematology Total			26	2,529,002	901,816	3,430,818
			736550- SOM: Peds: ENT	PD 10 - June	1	4,322	1,219	5,541	
			736550- SOM: Peds: ENT Total			1	4,322	1,219	5,541
			737000- SOM: Psych: Admin	PD 01 - September	9	650,291	117,425	767,716	
				PD 02 - October	3	311,051	172,324	483,375	
				PD 03 - November	6	142,982	31,389	174,371	
				PD 04 - December	14	1,806,809	659,049	2,465,858	
				PD 05 - January	5	331,211	43,575	374,786	
				PD 06 - February	3	981,367	466,954	1,448,321	
				PD 07 - March	5	1,614,290	214,551	1,828,841	
				PD 08 - April	6	938,085	366,750	1,304,835	
				PD 09 - May	0	11,923	3,577	15,500	
				PD 10 - June	6	680,006	326,209	1,006,215	
				PD 11 - July	8	400,794	73,113	473,908	
				PD 12 - August	12	1,899,550	632,497	2,532,047	
			737000- SOM: Psych: Admin Total			77	9,768,360	3,107,413	12,875,773
			737005- SOM: Psych: Autism Center	PD 02 - October	1	65,815	3,949	69,764	
				PD 03 - November	2	145,101	13,636	158,737	

Emory University Award Statistics

Fiscal Year : 2016
Period : 12

Fiscal Year	Operating Unit	Department	Period	Awards Processed	Direct (\$)	Indirect (\$)	Total (\$)		
2015	20000- School of Medicine	737005- SOM: Psych: Autism Center	PD 07 - March	1	22,626	2,263	24,889		
			PD 08 - April	2	506,205	50,160	556,365		
			PD 09 - May	1	1,887	113	2,000		
			PD 12 - August	3	233,287	17,653	250,940		
		737005- SOM: Psych: Autism Center Total				10	974,921	87,774	1,062,695
		737015- SOM: Psych: Child Psych - CAMP				1	151,840	12,147	163,987
		737015- SOM: Psych: Child Psych - CAMP Total				1	151,840	12,147	163,987
		737500- SOM: Rad Onc: Admin				2	72,691	37,921	110,612
						2	565,838	309,929	875,767
						3	190,428	4,010	194,439
						1	115,988	63,071	179,059
						0	2,955	1,152	4,107
						1	188,156	104,847	293,003
						5	494,737	224,644	719,381
						1	20,000	0	20,000
						1	483,871	266,129	750,000
						3	162,319	26,988	189,307
						1	315,542	120,565	436,107
						6	514,774	222,030	736,804
		737500- SOM: Rad Onc: Admin Total				26	3,127,299	1,381,288	4,508,586
		738000- SOM: Rad: Admin				1	64,584	36,166	100,750
						1	218,458	120,152	338,610
						1	24,274	13,351	37,625
						2	261,884	144,137	406,021
		738000- SOM: Rad: Admin Total				5	569,200	313,806	883,006
		738002- SOM: Rad: Abdominal Radiology				1	3,000	0	3,000
						1	40,000	0	40,000
		738002- SOM: Rad: Abdominal Radiology Total				2	43,000	0	43,000
		738004- SOM: Rad: Breast Imaging				1	3,000	0	3,000
		738004- SOM: Rad: Breast Imaging Total				1	3,000	0	3,000
		738006- SOM: Rad: Community Radiology				1	30,000	0	30,000
		738006- SOM: Rad: Community Radiology Total				1	30,000	0	30,000
		738010- SOM: Rad: Neuroradiology				1	70,000	0	70,000
		738010- SOM: Rad: Neuroradiology Total				1	70,000	0	70,000
		738012- SOM: Rad: Nuclear Medicine				0	701	274	975
						1	232,125	90,035	322,160
						1	20,057	0	20,057
						1	36,288	14,152	50,440
		738012- SOM: Rad: Nuclear Medicine Total				3	289,172	104,460	393,632
		738014- SOM: Rad: Cardio Thoracic				1	8,993	3,507	12,500
738014- SOM: Rad: Cardio Thoracic Total				1	8,993	3,507	12,500		
738016- SOM: Rad: Interventional				1	0	0	0		

Emory University Award Statistics

Fiscal Year : 2016
Period : 12

Fiscal Year	Operating Unit	Department	Period	Awards Processed	Direct (\$)	Indirect (\$)	Total (\$)
2015	20000- School of Medicine	738016- SOM: Rad: Interventional	December				
			PD 05 - January	1	0	0	0
			PD 07 - March	0	7,012	2,103	9,115
			PD 08 - April	0	4,058	1,217	5,275
			PD 09 - May	0	5,595	1,679	7,274
			PD 11 - July	0	8,990	2,697	11,687
			PD 12 - August	0	(18,444)	(5,533)	(23,977)
			738016- SOM: Rad: Interventional Total	2	7,211	2,163	9,374
		738018- SOM: Rad: Pediatric	PD 07 - March	1	2,875	0	2,875
			738018- SOM: Rad: Pediatric Total	1	2,875	0	2,875
		738022- SOM: Rad: Neurointerventional	PD 10 - June	0	5,000	1,500	6,500
			PD 11 - July	0	1,692	508	2,200
			PD 12 - August	0	58	17	75
		738022- SOM: Rad: Neurointerventional Total	0	6,750	2,025	8,775	
		738026- SOM: Rad: Rsch Labs - Gen	PD 07 - March	1	223,930	99,002	322,932
		738026- SOM: Rad: Rsch Labs - Gen Total	1	223,930	99,002	322,932	
		738028- SOM: Rad: Rsch Labs - Gen Adm	PD 03 - November	1	7,674	2,993	10,667
			PD 06 - February	1	31,814	0	31,814
		738028- SOM: Rad: Rsch Labs - Gen Adm Total	2	39,488	2,993	42,481	
		738030- SOM: Rad: Nuclear Cardiology	PD 05 - January	1	48,340	0	48,340
			PD 07 - March	1	221,355	104,854	326,209
			PD 11 - July	1	498,074	134,670	632,744
		738030- SOM: Rad: Nuclear Cardiology Total	3	767,769	239,524	1,007,293	
		738032- SOM: Rad: Radiopharm Disc Lab	PD 11 - July	1	515,678	288,780	804,458
		738032- SOM: Rad: Radiopharm Disc Lab Total	1	515,678	288,780	804,458	
		738034- SOM: Rad: Med Phys & Quad Img	PD 02 - October	1	201,313	50,328	251,641
			PD 07 - March	1	215,596	114,125	329,721
			PD 08 - April	1	239,798	130,642	370,440
		738034- SOM: Rad: Med Phys & Quad Img Total	3	656,707	295,095	951,802	
		738036- SOM: Rad: Radiogand & Expert	PD 12 - August	1	246,868	138,246	385,114
		738036- SOM: Rad: Radiogand & Expert Total	1	246,868	138,246	385,114	
		738038- SOM: Rad: MR Research Lab	PD 01 - September	1	70,223	38,622	108,845
			PD 02 - October	1	74,908	7,491	82,399
			PD 06 - February	2	34,449	0	34,449
			PD 07 - March	1	240,676	134,779	375,455
			PD 08 - April	2	32,000	8,000	40,000
			PD 10 - June	1	7,514	4,208	11,722
		738038- SOM: Rad: MR Research Lab Total	8	459,770	193,100	652,870	
		738040- SOM: Rad: Physics & Comp Lab	PD 03 - November	1	201,275	78,497	279,772
			PD 08 - April	2	322,327	152,566	474,893
			PD 11 - July	1	35,000	0	35,000
			PD 12 - August	1	75,000	0	75,000

Emory University Award Statistics

Fiscal Year : 2016
Period : 12

Fiscal Year	Operating Unit	Department	Period	Awards Processed	Direct (\$)	Indirect (\$)	Total (\$)	
2015	20000- School of Medicine	738040- SOM: Rad: Physics & Comp Lab Total		5	633,602	231,063	864,665	
		738500- SOM: Rehab: Admin	PD 02 - October	2	75,556	7,444	83,000	
			PD 07 - March	3	86,346	13,507	99,853	
			PD 10 - June	1	0	0	0	
			PD 11 - July	1	9,430	0	9,430	
			PD 12 - August	2	234,333	18,747	253,080	
			738500- SOM: Rehab: Admin Total		9	405,665	39,698	445,363
		738505- SOM: Rehab: DPT Program	PD 03 - November	1	136,125	13,381	149,506	
			PD 05 - January	2	307,240	126,873	434,113	
			PD 07 - March	1	12,974	1,297	14,271	
			PD 10 - June	1	305,771	128,263	434,034	
			PD 12 - August	1	124,876	12,488	137,364	
			738505- SOM: Rehab: DPT Program Total		6	886,986	282,302	1,169,288
		739005- SOM: Surgery: General	PD 01 - September	2	210,000	14,400	224,400	
			PD 02 - October	1	200,000	112,000	312,000	
			PD 04 - December	2	84,085	32,519	116,604	
			PD 05 - January	2	994,973	229,249	1,224,222	
			PD 07 - March	2	380,000	212,800	592,800	
			PD 08 - April	2	858,632	282,216	1,140,848	
			PD 11 - July	3	362,558	24,651	387,209	
			PD 12 - August	1	200,000	112,000	312,000	
			739005- SOM: Surgery: General Total		15	3,290,248	1,019,835	4,310,083
		739010- SOM: Surgery: Vascular	PD 01 - September	0	1,827	548	2,375	
			PD 02 - October	1	78,284	22,147	100,431	
			PD 03 - November	1	15,845	5,056	20,902	
			PD 04 - December	0	1,835	550	2,385	
			PD 05 - January	1	100,289	8,991	109,280	
			PD 06 - February	1	50,651	195	50,846	
			PD 07 - March	0	1,531	459	1,990	
			PD 08 - April	3	2,973	892	3,865	
			PD 09 - May	0	50	15	65	
			PD 10 - June	1	3,682	1,118	4,800	
			PD 11 - July	0	17,812	5,343	23,155	
			PD 12 - August	1	72,054	7,616	79,670	
			739010- SOM: Surgery: Vascular Total		9	346,832	52,932	399,764
		739015- SOM: Surgery: Oncology	PD 04 - December	4	296,528	99,994	396,522	
			PD 05 - January	1	0	9,731	9,731	
			PD 06 - February	2	39,313	20,618	59,931	
			PD 07 - March	1	276,206	0	276,206	
			PD 12 - August	2	568,282	298,203	866,485	
			739015- SOM: Surgery: Oncology Total		10	1,180,329	428,545	1,608,874
		739020- SOM: Surgery: Thoracic	PD 01 - September	0	3,946	1,064	5,010	

Emory University Award Statistics

Fiscal Year : 2016
Period : 12

Fiscal Year	Operating Unit	Department	Period	Awards Processed	Direct (\$)	Indirect (\$)	Total (\$)			
2015	20000- School of Medicine	739020- SOM: Surgery: Thoracic	PD 02 - October	2	72,276	7,055	79,331			
			PD 03 - November	1	127,074	41,562	168,636			
			PD 04 - December	2	17,613	2,788	20,401			
			PD 05 - January	7	181,428	44,135	225,563			
			PD 06 - February	3	129,591	52,153	181,744			
			PD 07 - March	3	63,963	19,099	83,062			
			PD 08 - April	2	74,583	22,539	97,122			
			PD 09 - May	0	6,715	2,015	8,730			
			PD 10 - June	1	48,602	14,741	63,344			
			PD 11 - July	4	192,271	27,861	220,131			
			PD 12 - August	2	119,288	18,279	137,567			
			739020- SOM: Surgery: Thoracic Total				27	1,037,350	253,291	1,290,641
			739025- SOM: Surgery: Plastic	PD 03 - November	1	0	0	0		
PD 04 - December	0	904		271	1,175					
PD 05 - January	0	346		104	450					
PD 07 - March	0	404		121	525					
PD 08 - April	0	135		40	175					
PD 10 - June	0	212		63	275					
PD 12 - August	0	212		63	275					
739025- SOM: Surgery: Plastic Total				1	2,212	663	2,875			
739030- SOM: Surgery: Oral Surgery	PD 03 - November	1	0	0	0					
	PD 04 - December	1	43,875	17,112	60,987					
	PD 05 - January	0	13,997	4,432	18,430					
739030- SOM: Surgery: Oral Surgery Total				2	57,872	21,544	79,417			
739035- SOM: Surgery: Transplant	PD 01 - September	7	641,556	108,115	749,670					
	PD 02 - October	4	151,359	33,190	184,550					
	PD 03 - November	2	25,210	9,191	34,401					
	PD 04 - December	1	223,593	70,423	294,015					
	PD 05 - January	1	56,400	16,920	73,320					
	PD 06 - February	5	436,135	184,291	620,425					
	PD 07 - March	4	105,291	39,822	145,113					
	PD 08 - April	6	388,577	170,346	558,922					
	PD 09 - May	2	89,898	26,969	116,867					
	PD 10 - June	3	274,718	42,535	317,253					
	PD 11 - July	9	1,134,654	528,918	1,663,572					
	PD 12 - August	3	3,238,550	433,086	3,671,636					
	739035- SOM: Surgery: Transplant Total				47	6,765,940	1,663,806	8,429,746		
739040- SOM: Surgery: Pediatrics	PD 02 - October	1	0	0	0					
739040- SOM: Surgery: Pediatrics Total				1	0	0	0			
739045- SOM: Surgery: Grady Surgery	PD 03 - November	0	3,005	901	3,906					
	PD 05 - January	1	454,544	45,456	500,000					
	PD 07 -	0	4,556	1,367	5,922					

Emory University Award Statistics

Fiscal Year : 2016
Period : 12

Fiscal Year	Operating Unit	Department	Period	Awards Processed	Direct (\$)	Indirect (\$)	Total (\$)		
2015	20000- School of Medicine	739045- SOM: Surgery: Grady Surgery	March						
			PD 09 - May	1	9,858	3,845	13,703		
				739045- SOM: Surgery: Grady Surgery Total		2	471,962	51,569	523,531
		739500- SOM: Urology: Admin	PD 01 - September	0	31,348	9,405	40,753		
			PD 02 - October	0	5,469	1,641	7,109		
			PD 03 - November	3	102,162	22,331	124,493		
			PD 04 - December	1	100,000	56,000	156,000		
			PD 05 - January	1	31,004	12,091	43,095		
			PD 06 - February	0	91,400	27,420	118,820		
			PD 07 - March	3	218,726	113,321	332,047		
			PD 08 - April	2	152,854	16,626	169,480		
			PD 09 - May	1	49,779	18,879	68,658		
			PD 10 - June	1	96,536	28,961	125,497		
			PD 11 - July	2	192,290	5,187	197,477		
			PD 12 - August	2	111,595	9,420	121,015		
			739500- SOM: Urology: Admin Total		16	1,183,163	321,282	1,504,445	
			20000- School of Medicine Total		2194	278,842,070	84,133,339	362,975,409	
	22000- School of Public Health	811000- SPH: Behavrl Sciences & Health	PD 01 - September	2	923,090	54,294	977,384		
			PD 02 - October	5	231,759	32,178	263,937		
			PD 03 - November	3	222,220	46,881	269,101		
			PD 05 - January	2	53,752	13,976	67,728		
			PD 06 - February	8	615,953	145,650	761,603		
			PD 07 - March	3	871,872	97,466	969,338		
PD 08 - April			6	362,515	128,760	491,275			
PD 09 - May			8	626,039	239,410	865,449			
PD 10 - June			4	175,384	56,303	231,687			
PD 11 - July			5	1,027,137	244,080	1,271,217			
PD 12 - August			9	3,040,066	893,898	3,933,964			
				811000- SPH: Behavrl Sciences & Health Total		55	8,149,787	1,952,896	10,102,683
812000- SPH: Biostatistics			PD 02 - October	3	353,418	166,898	520,316		
			PD 03 - November	2	95,876	5,678	101,554		
			PD 04 - December	4	165,653	90,755	256,408		
		PD 05 - January	4	288,882	114,123	403,005			
		PD 06 - February	5	486,276	157,359	643,635			
		PD 11 - July	2	75,301	42,169	117,470			
		PD 12 - August	9	1,040,759	438,932	1,479,691			
				812000- SPH: Biostatistics Total		29	2,506,165	1,015,914	3,522,079
813000- SPH: Environmental Health		PD 01 - September	1	41,871	23,029	64,900			
		PD 02 - October	3	200,215	109,395	309,610			
		PD 03 - November	3	80,099	21,950	102,049			
	PD 04 - December	4	564,841	253,321	818,162				
	PD 05 - January	5	78,595	25,704	104,299				

Emory University Award Statistics

Fiscal Year : 2016
Period : 12

Fiscal Year	Operating Unit	Department	Period	Awards Processed	Direct (\$)	Indirect (\$)	Total (\$)		
2015	22000- School of Public Health	813000- SPH: Environmental Health	PD 06 - February	3	172,985	22,038	195,023		
			PD 07 - March	2	76,623	39,253	115,876		
			PD 08 - April	6	1,184,157	439,699	1,623,856		
			PD 09 - May	10	2,569,288	585,412	3,154,700		
			PD 10 - June	5	412,080	228,284	640,364		
			PD 11 - July	6	604,045	71,335	675,380		
			PD 12 - August	4	514,311	59,975	574,286		
		813000- SPH: Environmental Health Total				52	6,499,110	1,879,395	8,378,505
		814000- SPH: Epidemiology							
		PD 01 - September				8	1,298,724	364,592	1,663,316
		PD 02 - October				9	456,306	141,801	598,107
		PD 03 - November				5	175,248	50,232	225,480
		PD 04 - December				4	138,245	30,015	168,260
		PD 05 - January				6	283,374	66,278	349,652
		PD 06 - February				4	338,306	152,313	490,619
		PD 07 - March				8	1,650,100	672,072	2,322,172
		PD 08 - April				5	586,126	233,766	819,892
		PD 09 - May				5	534,168	57,545	591,713
		PD 10 - June				8	2,472,210	1,026,727	3,498,937
		PD 11 - July				9	1,449,499	512,016	1,961,515
		PD 12 - August				14	4,666,356	1,208,638	5,874,994
		814000- SPH: Epidemiology Total				85	14,048,662	4,515,995	18,564,657
		815000- SPH: Health Policy and Mngmnt							
		PD 01 - September				3	41,648	12,122	53,770
		PD 02 - October				1	20,000	0	20,000
		PD 03 - November				1	193,321	106,327	299,648
		PD 04 - December				4	119,362	48,785	168,147
		PD 05 - January				2	196,379	16,350	212,729
		PD 06 - February				1	35,237	0	35,237
		PD 07 - March				4	517,020	199,046	716,066
		PD 09 - May				2	484,487	236,137	720,624
		PD 10 - June				1	187,150	18,715	205,865
		PD 11 - July				1	149,891	11,991	161,882
		PD 12 - August				3	60,419	10,948	71,367
		815000- SPH: Health Policy and Mngmnt Total				23	2,004,914	660,421	2,665,335
		816000- SPH: Global Health							
PD 01 - September				7	916,208	96,428	1,012,636		
PD 02 - October				4	470,809	86,119	556,928		
PD 03 - November				8	3,816,683	524,312	4,340,995		
PD 04 - December				6	1,019,740	135,502	1,155,242		
PD 05 - January				8	1,904,664	186,872	2,091,536		
PD 06 - February				9	3,799,010	315,542	4,114,552		
PD 07 - March				6	1,001,539	151,254	1,152,793		
PD 08 - April				7	1,115,191	282,526	1,397,717		
PD 09 - May				5	823,055	46,445	869,500		

Emory University Award Statistics

Fiscal Year : 2016
Period : 12

Fiscal Year	Operating Unit	Department	Period	Awards Processed	Direct (\$)	Indirect (\$)	Total (\$)		
2015	22000- School of Public Health	816000- SPH: Global Health	PD 10 - June	5	1,239,808	250,934	1,490,742		
			PD 11 - July	5	151,873	38,068	189,941		
			PD 12 - August	16	2,986,849	560,838	3,547,687		
		816000- SPH: Global Health Total				86	19,245,429	2,674,840	21,920,269
		817000- SPH: Global Health Institute	PD 02 - October	1	791,367	308,633	1,100,000		
			PD 04 - December	1	1,061,000	39,000	1,100,000		
			PD 06 - February	1	45,432	4,543	49,975		
			PD 07 - March	3	4,709,570	142,143	4,851,713		
			PD 08 - April	1	1,101,390	110,144	1,211,534		
			PD 09 - May	1	70,000	0	70,000		
	PD 10 - June		1	13,853,397	1,146,603	15,000,000			
	PD 12 - August		1	1,287,920	184,080	1,472,000			
	817000- SPH: Global Health Institute Total				10	22,920,076	1,935,146	24,855,222	
	22000- School of Public Health Total				340	75,374,144	14,634,607	90,008,751	
	24000- School of Nursing	801215- SON: Office of the Dean	PD 01 - September	1	414,124	152,140	566,264		
			PD 11 - July	2	450,028	160,560	610,588		
		801215- SON: Office of the Dean Total				3	864,152	312,700	1,176,852
		801800- SON: Nursing Research	PD 02 - October	3	26,972	0	26,972		
			PD 04 - December	1	75,000	0	75,000		
			PD 09 - May	1	19,350	0	19,350		
		801800- SON: Nursing Research Total				5	121,322	0	121,322
803300- SON: Academic Advancement		PD 01 - September	3	243,489	64,672	308,161			
		PD 02 - October	2	8,649	0	8,649			
		PD 03 - November	11	1,026,605	22,608	1,049,213			
		PD 04 - December	3	222,440	11,045	233,485			
		PD 05 - January	5	199,859	38,598	238,457			
		PD 06 - February	5	713,176	(3,158)	710,018			
		PD 07 - March	6	379,759	28,733	408,492			
	PD 08 - April	6	2,570,228	283,709	2,853,937				
	PD 09 - May	4	847,557	351,177	1,198,734				
	PD 10 - June	3	102,464	20,980	123,444				
	PD 11 - July	13	3,004,760	992,917	3,997,677				
PD 12 - August	9	1,642,354	203,093	1,845,447					
803300- SON: Academic Advancement Total				70	10,961,340	2,014,374	12,975,714		
24000- School of Nursing Total				78	11,946,814	2,327,074	14,273,888		
28000- Yerkes Primate Center	820000- YRK: Director's Office	PD 12 - August	2	7,286,531	2,947,063	10,233,594			
		820000- YRK: Director's Office Total				2	7,286,531	2,947,063	10,233,594
	820030- YRK: Assoc Dir Animal Resrcs	PD 07 - March	1	500,000	0	500,000			
		820030- YRK: Assoc Dir Animal Resrcs Total				1	500,000	0	500,000
	820421- YRK: Vet Med Main Station	PD 08 - April	1	121,875	95,671	217,546			
820421- YRK: Vet Med Main Station Total				1	121,875	95,671	217,546		

Emory University Award Statistics

Fiscal Year : 2016
Period : 12

Fiscal Year	Operating Unit	Department	Period	Awards Processed	Direct (\$)	Indirect (\$)	Total (\$)
2015	28000- Yerkes Primate Center	821000- YRK: Emory Vaccine Center	PD 01 - September	1	2,622,342	1,079,257	3,701,599
			PD 02 - October	1	186,222	146,185	332,407
			PD 03 - November	1	159,084	40,916	200,000
			PD 04 - December	1	50,000	39,250	89,250
			PD 06 - February	3	362,281	74,884	437,165
			PD 07 - March	6	2,126,863	1,260,205	3,387,068
			PD 08 - April	4	1,837,031	1,324,683	3,161,714
			PD 10 - June	1	167,166	111,461	278,627
			PD 11 - July	2	3,945,394	1,888,357	5,833,751
			PD 12 - August	5	4,078,989	1,326,264	5,405,253
821000- YRK: Emory Vaccine Center Total				25	15,535,372	7,291,462	22,826,834
		821100- YRK: Behav Neuro & Psych Dis	PD 01 - September	2	85,352	0	85,352
			PD 03 - November	2	76,289	26,387	102,676
			PD 05 - January	2	30,444	0	30,444
			PD 07 - March	2	91,894	69,930	161,824
			PD 08 - April	1	43,120	0	43,120
			PD 09 - May	1	10,045	7,885	17,930
			PD 10 - June	1	250,742	188,737	439,479
			PD 11 - July	1	47,710	37,452	85,162
			PD 12 - August	3	336,240	190,363	526,603
			821100- YRK: Behav Neuro & Psych Dis Total				15
		821150- YRK: Ctr Trans Social NeuroSci	PD 12 - August	2	1,232,049	757,792	1,989,841
821150- YRK: Ctr Trans Social NeuroSci Total				2	1,232,049	757,792	1,989,841
		821200- YRK: Microbiology & Immunology	PD 01 - September	1	143,302	112,492	255,794
			PD 02 - October	1	22,500	17,663	40,163
			PD 03 - November	2	460,000	15,700	475,700
			PD 04 - December	2	383,056	300,699	683,755
			PD 05 - January	1	93,250	70,870	164,120
			PD 06 - February	2	197,335	152,577	349,912
			PD 07 - March	7	2,236,889	1,157,124	3,394,013
			PD 08 - April	5	1,264,328	1,263,413	2,527,741
			PD 09 - May	2	145,155	113,947	259,102
			PD 10 - June	4	1,722,474	819,072	2,541,546
			PD 11 - July	3	1,636,988	500,369	2,137,357
			PD 12 - August	7	2,248,919	1,095,085	3,344,004
			821200- YRK: Microbiology & Immunology Total				37
		821300- YRK: NND-Neuroscience	PD 01 - September	3	257,447	202,098	459,545
			PD 02 - October	1	572,692	85,904	658,596
			PD 07 - March	3	570,493	340,482	910,975
			PD 08 - April	2	339,661	222,061	561,722
			PD 10 - June	1	343,195	260,828	604,023
			PD 11 -	1	297,619	14,849	312,468

Emory University Award Statistics

Fiscal Year : 2016
Period : 12

Fiscal Year	Operating Unit	Department	Period	Awards Processed	Direct (\$)	Indirect (\$)	Total (\$)
2015	28000- Yerkes Primate Center	821300- YRK: NND-Neuroscience	July				
			PD 12 - August	1	114,570	9,166	123,736
		821300- YRK: NND-Neuroscience Total		12	2,495,677	1,135,388	3,631,065
		821400- YRK: Dev & Cog Neuroscience	PD 02 - October	2	589,719	459,983	1,049,702
			PD 03 - November	1	42,878	32,587	75,465
			PD 05 - January	2	236,503	166,545	403,048
			PD 07 - March	2	410,524	319,099	729,623
			PD 08 - April	1	113,636	86,364	200,000
			PD 09 - May	2	496,354	389,311	885,665
			PD 10 - June	2	410,449	319,171	729,620
			PD 11 - July	1	605,076	0	605,076
			PD 12 - August	3	858,991	640,215	1,499,206
			821400- YRK: Dev & Cog Neuroscience Total		16	3,764,130	2,413,275
		821500- YRK: Pathology Research	PD 01 - September	1	331,369	260,125	591,494
		821500- YRK: Pathology Research Total		1	331,369	260,125	591,494
		821600- YRK: NND-Sensory Motor Systems	PD 02 - October	1	64,895	5,192	70,087
			PD 09 - May	2	125,935	31,484	157,419
	PD 10 - June		1	254,875	196,029	450,904	
	PD 12 - August		4	305,771	358,081	663,852	
	821600- YRK: NND-Sensory Motor Systems Total		8	751,476	590,786	1,342,262	
	821800- YRK: Emory Inst Drug Dev	PD 02 - October	1	71,000	39,760	110,760	
		PD 11 - July	2	777,876	421,804	1,199,680	
		PD 12 - August	1	71,000	39,760	110,760	
	821800- YRK: Emory Inst Drug Dev Total		4	919,876	501,324	1,421,200	
	28000- Yerkes Primate Center Total		124	44,464,387	22,132,651	66,597,038	
	62000- EVP- Finance & Administration	153080- OIT: R-WIT Central Operations	PD 11 - July	1	152,487	0	152,487
		153080- OIT: R-WIT Central Operations Total		1	152,487	0	152,487
	62000- EVP- Finance & Administration Total		1	152,487	0	152,487	
	65000- EVP- Academic Affairs	900000- EVP Academic Affairs & Provost	PD 01 - September	1	78,870	0	78,870
			900000- EVP Academic Affairs & Provost Total		1	78,870	0
		903500- CenterforCommunityPartnerships	PD 01 - September	2	72,752	14,589	87,341
			PD 07 - March	1	241,567	72,158	313,725
			PD 09 - May	1	232,975	80,103	313,078
903500- CenterforCommunityPartnerships Total			4	547,294	166,850	714,144	
906000- Ethics Center		PD 12 - August	1	61,000	0	61,000	
906000- Ethics Center Total		1	61,000	0	61,000		
915000- LITS: Ctr Digital Scholarship	PD 12 - August	2	10,000	0	10,000		
	915000- LITS: Ctr Digital Scholarship Total		2	10,000	0	10,000	
926000- Michael C. Carlos Museum	PD 06 - February	1	110,050	0	110,050		
	PD 07 - March	0	0	0	0		
926000- Michael C. Carlos		1	110,050	0	110,050		

Emory University Award Statistics

Fiscal Year : 2016
Period : 12

Fiscal Year	Operating Unit	Department	Period	Awards Processed	Direct (\$)	Indirect (\$)	Total (\$)
2015	65000- EVP-Academic Affairs	Museum Total					
				9	807,214	166,850	974,064
	68000- EVP-Health Affairs	701000- EVP Health Affairs	PD 04 - December	1	79,510	0	79,510
		701000- EVP Health Affairs Total		1	79,510	0	79,510
		701500- Winship Cancer Institute	PD 07 - March	3	562,916	248,033	810,949
			PD 08 - April	2	1,026,928	570,502	1,597,430
			PD 12 - August	1	26,547	10,353	36,900
		701500- Winship Cancer Institute Total		6	1,616,391	828,888	2,445,279
		704500- WHSC Library	PD 07 - March	1	0	0	0
		704500- WHSC Library Total		1	0	0	0
		708500- CARES Program	PD 05 - January	4	675,000	0	675,000
			PD 06 - February	1	(60,630)	0	(60,630)
			PD 07 - March	1	60,630	0	60,630
		708500- CARES Program Total		6	675,000	0	675,000
		68000- EVP-Health Affairs Total		14	2,370,901	828,888	3,199,789
2015 Total			2949	439,837,964	132,571,573	572,409,537	
2014	10000- Emory College	830060- ECAS: Dean of the College	PD 09 - May	1	110,000	0	110,000
		830060- ECAS: Dean of the College Total		1	110,000	0	110,000
		830802- ECAS: CIPA Summer Programs	PD 08 - April	1	18,000	0	18,000
			830802- ECAS: CIPA Summer Programs Total		1	18,000	0
	831000- ECAS: Biology	PD 01 - September	3	255,450	125,377	380,827	
		PD 02 - October	3	238,445	86,383	324,828	
		PD 03 - November	2	83,468	45,907	129,375	
		PD 04 - December	1	27,340	15,038	42,378	
		PD 05 - January	1	32,982	0	32,982	
		PD 06 - February	2	41,312	22,886	64,198	
		PD 07 - March	4	759,495	315,074	1,074,569	
		PD 08 - April	2	438,533	196,816	635,349	
		PD 09 - May	3	511,074	211,366	722,440	
		PD 10 - June	2	132,025	69,470	201,495	
		PD 11 - July	3	369,477	17,838	387,315	
		PD 12 - August	7	1,716,429	632,003	2,348,432	
	831000- ECAS: Biology Total		33	4,606,030	1,738,158	6,344,188	
	831010- ECAS: Chemistry	PD 01 - September	4	5,807,451	3,048,222	8,855,673	
		PD 02 - October	4	796,463	281,645	1,078,108	
		PD 03 - November	1	222,393	107,780	330,173	
		PD 04 - December	3	724,399	73,941	798,340	
		PD 05 - January	1	51,954	26,512	78,466	
		PD 06 - February	1	242,724	133,300	376,024	
		PD 07 - March	2	134,815	62,184	196,999	
		PD 08 - April	1	75,076	41,292	116,368	
		PD 09 -	5	480,651	225,999	706,650	

Emory University Award Statistics

Fiscal Year : 2016
Period : 12

Fiscal Year	Operating Unit	Department	Period	Awards Processed	Direct (\$)	Indirect (\$)	Total (\$)		
2014	10000- Emory College	831010- ECAS: Chemistry	May						
			PD 10 - June	4	581,753	303,311	885,064		
			PD 11 - July	10	1,730,105	612,427	2,342,532		
			PD 12 - August	12	1,528,896	677,549	2,206,445		
		831010- ECAS: Chemistry Total				48	12,376,680	5,594,162	17,970,842
		831020- ECAS: Math & Computer Science	PD 02 - October	1	7,350	0	7,350		
			PD 03 - November	1	10,400	1,560	11,960		
			PD 07 - March	1	90,968	17,032	108,000		
			PD 10 - June	5	346,157	155,524	501,681		
			PD 11 - July	3	250,400	103,778	354,178		
			PD 12 - August	6	720,418	261,841	982,259		
			831020- ECAS: Math & Computer Science Total				17	1,425,693	539,735
		831030- ECAS: Physics	PD 05 - January	1	91,250	8,750	100,000		
			PD 08 - April	1	76,855	38,145	115,000		
			PD 09 - May	1	73,205	36,795	110,000		
			PD 12 - August	2	244,889	127,338	372,227		
		831030- ECAS: Physics Total				5	486,199	211,028	697,227
		832000- ECAS: Anthropology	PD 04 - December	1	4,637	2,597	7,234		
			PD 06 - February	1	29,577	0	29,577		
			PD 08 - April	1	181,552	22,826	204,378		
			PD 10 - June	3	243,725	89,366	333,091		
			PD 11 - July	2	54,400	11,660	66,060		
			PD 12 - August	3	212,528	29,227	241,755		
		832000- ECAS: Anthropology Total				11	726,419	155,676	882,095
		832010- ECAS: Economics	PD 01 - September	1	62,750	35,140	97,890		
			PD 07 - March	2	185,897	104,103	290,000		
			PD 09 - May	1	112,588	63,049	175,637		
			PD 10 - June	1	57,692	32,308	90,000		
		832010- ECAS: Economics Total				5	418,927	234,600	653,527
		832020- ECAS: Educational Studies	PD 10 - June	1	16,000	0	16,000		
		832020- ECAS: Educational Studies Total				1	16,000	0	16,000
		832030- ECAS: Environmental Science	PD 01 - September	1	47,977	26,867	74,844		
			PD 02 - October	1	22,068	5,738	27,806		
			PD 04 - December	1	22,068	5,738	27,806		
			PD 07 - March	2	105,911	58,819	164,730		
			PD 08 - April	2	197,977	26,867	224,844		
			PD 09 - May	2	19,688	0	19,688		
			PD 10 - June	2	199,874	101,104	300,978		
			PD 12 - August	1	96,931	54,281	151,212		
		832030- ECAS: Environmental Science Total				12	712,495	279,414	991,908
		832060- ECAS: Political Science	PD 05 - January	1	56,353	3,770	60,123		
			PD 07 - March	1	77,082	20,041	97,123		
			PD 12 - August	2	89,564	11,196	100,760		

Emory University Award Statistics

Fiscal Year : 2016
Period : 12

Fiscal Year	Operating Unit	Department	Period	Awards Processed	Direct (\$)	Indirect (\$)	Total (\$)	
2014	10000- Emory College	832060- ECAS: Political Science Total		4	222,999	35,007	258,006	
		832070- ECAS: Psychology	PD 01 - September	1	15,013	0	15,013	
			PD 02 - October	1	18,053	1,444	19,497	
			PD 07 - March	5	501,307	202,275	703,582	
			PD 08 - April	1	125,000	67,901	192,901	
			PD 09 - May	1	140,704	8,696	149,400	
			PD 10 - June	1	10,267	5,749	16,016	
			PD 11 - July	4	344,111	113,476	457,587	
			PD 12 - August	3	83,154	19,308	102,462	
			832070- ECAS: Psychology Total		17	1,237,609	418,849	1,656,458
			833000- ECAS: African American Studies	PD 06 - February	1	500,000	0	500,000
			833000- ECAS: African American Studies Total		1	500,000	0	500,000
			833020- ECAS: Classics	PD 11 - July	1	123,599	32,136	155,735
			833020- ECAS: Classics Total		1	123,599	32,136	155,735
			833120- ECAS: Religion	PD 01 - September	1	69,364	10,404	79,768
				PD 09 - May	1	36,364	3,636	40,000
			833120- ECAS: Religion Total		2	105,728	14,040	119,768
			833130- ECAS: REALC	PD 01 - September	1	12,000	0	12,000
			833130- ECAS: REALC Total		1	12,000	0	12,000
			834010- ECAS: Ctr Science Education	PD 01 - September	1	85,250	14,365	99,615
				PD 07 - March	1	450,000	0	450,000
				PD 12 - August	1	240,000	0	240,000
			834010- ECAS: Ctr Science Education Total		3	775,250	14,365	789,615
			834100- ECAS: Energy Center (EBREC)	PD 10 - June	1	37,564	21,036	58,600
			834100- ECAS: Energy Center (EBREC) Total		1	37,564	21,036	58,600
			835080- ECAS: Democracy & Citizenship	PD 04 - December	1	60,000	0	60,000
				PD 06 - February	1	102,000	10,200	112,200
			PD 10 - June	1	2,000	0	2,000	
		835080- ECAS: Democracy & Citizenship Total		3	164,000	10,200	174,200	
		837070- ECAS: Ctr Study Human Health	PD 02 - October	1	25,000	0	25,000	
			PD 11 - July	1	286,610	68,215	354,825	
		837070- ECAS: Ctr Study Human Health Total		2	311,610	68,215	379,825	
		10000- Emory College Total			169	24,386,802	9,366,621	33,753,423
	11000- Graduate School of Arts & Scie	861000- GRS: Dean's Office	PD 03 - November	1	255,467	125,648	381,115	
			PD 07 - March	1	27,980	0	27,980	
			PD 12 - August	2	322,661	95,176	417,837	
		861000- GRS: Dean's Office Total		4	606,108	220,824	826,932	
		861600- GRS: Special Funding	PD 12 - August	1	522,667	0	522,667	
		861600- GRS: Special Funding Total		1	522,667	0	522,667	
		861900- GRS: Special Projects	PD 02 - October	1	226	124	350	
			PD 07 - March	1	2,145	1,180	3,325	
		861900- GRS: Special Projects Total		2	2,371	1,304	3,675	
		862170- GRS: GDBBS MSP	PD 02 - October	1	643,638	33,576	677,214	
		PD 12 -	1	784,084	45,352	829,436		

Emory University Award Statistics

Fiscal Year : 2016
Period : 12

Fiscal Year	Operating Unit	Department	Period	Awards Processed	Direct (\$)	Indirect (\$)	Total (\$)
2014	11000- Graduate School of Arts & Scie	862170- GRS: GDBBS MSP	August				
		862170- GRS: GDBBS MSP Total		2	1,427,722	78,928	1,506,650
		864000- GRS: Business	PD 12 - August	1	60,000	0	60,000
		864000- GRS: Business Total		1	60,000	0	60,000
		868400- GRS:Institute Develop Nations	PD 05 - January	1	2,000	0	2,000
		868400- GRS:Institute Develop Nations Total		1	2,000	0	2,000
		11000- Graduate School of Arts & Scie Total		11	2,620,868	301,056	2,921,924
	12000- Law School	881420- School of Law	PD 02 - October	1	10,000	0	10,000
			PD 03 - November	3	150,000	0	150,000
			PD 04 - December	2	395,000	0	395,000
			PD 06 - February	2	312,000	0	312,000
			PD 07 - March	1	2,000	0	2,000
			PD 09 - May	1	75,000	0	75,000
			PD 10 - June	2	105,000	0	105,000
			PD 12 - August	1	33,687	9,500	43,187
				881420- School of Law Total		13	1,082,687
		12000- Law School Total		13	1,082,687	9,500	1,092,187
	14000- Candler School of Theology	885070- THEO: Graduate Div of Religion	PD 07 - March	1	3,200	0	3,200
			885070- THEO: Graduate Div of Religion Total		1	3,200	0
		885520- Candler School Of Theology	PD 05 - January	1	418,265	41,826	460,091
			PD 12 - August	1	45,000	0	45,000
		885520- Candler School Of Theology Total		2	463,265	41,826	505,091
		14000- Candler School of Theology Total		3	466,465	41,826	508,291
	16000- Goizueta Business School	872090- GBS: Faculty Support / Resrch	PD 05 - January	1	113,105	31,896	145,001
			PD 07 - March	1	100,000	0	100,000
			PD 12 - August	1	18,525	10,374	28,899
			872090- GBS: Faculty Support / Resrch Total		3	231,630	42,270
	16000- Goizueta Business School Total		3	231,630	42,270	273,900	
18000- Oxford College	851999- Oxford College	PD 04 - December	1	9,738	2,532	12,270	
		PD 11 - July	1	12,000	0	12,000	
		851999- Oxford College Total		2	21,738	2,532	24,270
	18000- Oxford College Total		2	21,738	2,532	24,270	
20000- School of Medicine	720820- SOM: ACTSI	PD 02 - October	1	87,339	17,860	105,199	
		PD 12 - August	3	5,353,293	771,601	6,124,894	
		720820- SOM: ACTSI Total		4	5,440,632	789,461	6,230,093
	723000- SOM: Biochem: Admin	PD 01 - September	4	1,336,275	528,784	1,865,059	
		PD 02 - October	2	3,512,889	208,892	3,721,781	
		PD 03 - November	2	218,655	106,396	325,051	
		PD 04 - December	1	0	(1)	(1)	
		PD 05 - January	1	54,545	5,455	60,000	
		PD 06 - February	2	92,015	20,353	112,368	
		PD 07 -	2	99,803	55,641	155,444	

Emory University Award Statistics

Fiscal Year : 2016
Period : 12

Fiscal Year	Operating Unit	Department	Period	Awards Processed	Direct (\$)	Indirect (\$)	Total (\$)
2014	20000- School of Medicine	723000- SOM: Biochem: Admin	March				
			PD 08 - April	4	803,779	416,895	1,220,674
			PD 09 - May	2	39,770	21,538	61,308
			PD 10 - June	6	996,140	484,821	1,480,961
			PD 11 - July	2	62,726	0	62,726
			PD 12 - August	5	1,602,395	682,463	2,284,858
			723000- SOM: Biochem: Admin Total	33	8,818,992	2,531,237	11,350,229
		724000- SOM: BME: Admin	PD 02 - October	2	188,728	4,322	193,050
			PD 04 - December	2	294,785	112,393	407,178
			PD 05 - January	1	22,945	12,793	35,738
			PD 06 - February	1	49,960	0	49,960
			PD 08 - April	1	0	0	0
			PD 09 - May	2	497,171	118,538	615,709
			PD 11 - July	5	546,061	64,858	610,919
			PD 12 - August	3	1,312,658	440,835	1,753,493
		724000- SOM: BME: Admin Total	17	2,912,308	753,739	3,666,047	
		724200- SOM: BMI: Admin	PD 04 - December	1	43,304	16,889	60,193
			PD 05 - January	1	20,184	11,101	31,285
			PD 06 - February	1	524,056	293,472	817,528
			PD 11 - July	4	386,325	36,677	423,002
			PD 12 - August	2	190,928	104,820	295,748
		724200- SOM: BMI: Admin Total	9	1,164,797	462,959	1,627,756	
		724500- SOM: Cell Biology: Admin	PD 01 - September	1	52,190	0	52,190
			PD 02 - October	1	25,996	0	25,996
			PD 03 - November	1	143,092	78,032	221,124
			PD 04 - December	5	444,788	137,195	581,983
			PD 05 - January	2	116,916	66,452	183,368
			PD 06 - February	4	157,273	17,319	174,592
			PD 07 - March	10	1,444,039	577,242	2,021,281
			PD 08 - April	3	287,958	62,633	350,591
			PD 09 - May	7	1,672,305	461,836	2,134,141
			PD 10 - June	5	430,288	187,146	617,434
			PD 11 - July	1	205,700	113,135	318,835
PD 12 - August	5		396,949	156,692	553,641		
724500- SOM: Cell Biology: Admin Total	45		5,377,494	1,857,682	7,235,176		
725000- SOM: Hum Gen: Admin	PD 01 - September	6	703,402	140,512	843,914		
	PD 02 - October	5	1,718,049	281,216	1,999,265		
	PD 03 - November	3	148,029	49,805	197,834		
	PD 04 - December	4	355,856	137,820	493,676		
	PD 05 - January	2	318,782	84,138	402,919		
	PD 06 - February	3	791,733	252,591	1,044,324		
	PD 07 - March	6	546,006	244,927	790,933		
	PD 08 -	11	1,426,153	683,576	2,109,729		

Emory University Award Statistics

Fiscal Year : 2016
Period : 12

Fiscal Year	Operating Unit	Department	Period	Awards Processed	Direct (\$)	Indirect (\$)	Total (\$)	
2014	20000- School of Medicine	725000- SOM: Hum Gen: Admin	April					
			PD 09 - May	2	146,993	75,710	222,703	
			PD 10 - June	3	238,650	23,981	262,632	
			PD 11 - July	7	2,002,165	964,707	2,966,873	
			PD 12 - August	1	1,013,106	103,942	1,117,049	
		725000- SOM: Hum Gen: Admin Total		53	9,408,924	3,042,927	12,451,851	
		725005- SOM: Hum Gen: Medical Genetics	PD 01 - September	1	3,423	1,027	4,450	
			PD 02 - October	1	60,809	24,403	85,212	
			PD 03 - November	4	156,724	36,889	193,613	
			PD 04 - December	7	143,307	32,508	175,815	
			PD 05 - January	1	80,912	2,069	82,981	
			PD 06 - February	5	284,305	13,259	297,564	
			PD 07 - March	2	53,161	19,198	72,359	
			PD 08 - April	1	143,293	31,554	174,847	
			PD 09 - May	0	38,341	13,352	51,693	
			PD 10 - June	3	588,542	185,917	774,459	
			PD 11 - July	1	104,662	5,132	109,794	
			PD 12 - August	4	88,611	41,509	130,120	
			725005- SOM: Hum Gen: Medical Genetics Total		30	1,746,089	406,818	2,152,906
		725500- SOM: Micro/Immun: Admin	PD 01 - September	3	228,881	23,365	252,246	
			PD 02 - October	4	386,884	215,461	602,345	
			PD 03 - November	1	50,144	28,080	78,224	
			PD 05 - January	3	550,376	237,502	787,878	
			PD 06 - February	8	755,683	494,653	1,250,336	
			PD 07 - March	8	1,113,312	392,804	1,506,116	
			PD 08 - April	3	590,400	327,020	917,420	
			PD 09 - May	4	3,519,300	994,257	4,513,557	
			PD 10 - June	8	1,361,491	615,100	1,976,591	
			PD 12 - August	10	2,412,876	767,557	3,180,433	
			725500- SOM: Micro/Immun: Admin Total		52	10,969,347	4,095,799	15,065,146
			726000- SOM: Pharmacology: Admin	PD 01 - September	7	920,449	266,312	1,186,761
				PD 02 - October	5	291,095	262,732	553,827
		PD 03 - November		4	585,291	57,042	642,333	
PD 04 - December	1	123,580		0	123,580			
PD 05 - January	2	71,000		0	71,000			
PD 06 - February	2	167,331		75,532	242,863			
PD 07 - March	6	777,811		574,841	1,352,652			
PD 08 - April	3	322,050		138,872	460,922			
PD 09 - May	3	489,629		272,400	762,029			
PD 10 - June	4	1,091,421		514,996	1,606,417			
PD 11 - July	4	800,543		148,403	948,946			
PD 12 - August	10	1,224,671		561,152	1,785,823			

Emory University Award Statistics

Fiscal Year : 2016
Period : 12

Fiscal Year	Operating Unit	Department	Period	Awards Processed	Direct (\$)	Indirect (\$)	Total (\$)		
2014	20000- School of Medicine	726000- SOM: Pharmacology: Admin Total		51	6,864,871	2,872,282	9,737,153		
		726500- SOM: Physiology: Admin	PD 01 - September	1	150,000	84,000	234,000		
			PD 02 - October	4	1,689,433	143,300	1,832,733		
			PD 03 - November	1	136,364	13,636	150,000		
			PD 05 - January	2	303,463	82,096	385,559		
			PD 07 - March	6	886,301	406,555	1,292,856		
			PD 08 - April	4	249,936	17,400	267,336		
			PD 09 - May	4	759,596	388,805	1,148,401		
			PD 10 - June	3	393,489	167,652	561,141		
			PD 11 - July	4	78,316	10,463	88,779		
			PD 12 - August	8	753,021	234,463	987,484		
			726500- SOM: Physiology: Admin Total		37	5,399,919	1,548,370	6,948,289	
			730000- SOM: Anesthesiology: Admin	PD 04 - December	1	16,450	9,212	25,662	
				PD 05 - January	1	489,655	190,965	680,620	
				PD 06 - February	1	26,000	0	26,000	
				PD 07 - March	1	404,162	0	404,162	
				PD 08 - April	1	212,231	116,727	328,958	
				PD 09 - May	2	61,755	6,387	68,142	
				PD 10 - June	2	133,380	0	133,380	
				PD 11 - July	2	87,604	0	87,604	
				PD 12 - August	3	278,800	50,166	328,966	
				730000- SOM: Anesthesiology: Admin Total		14	1,710,037	373,457	2,083,494
			730500- SOM: Dermatology: Admin	PD 01 - September	0	5,977	1,793	7,770	
				PD 02 - October	1	16,000	300	16,300	
				PD 04 - December	0	2,469	741	3,210	
				PD 05 - January	1	55,267	1,548	56,816	
				PD 07 - March	1	49,457	5,837	55,294	
				PD 08 - April	1	10,454	1,636	12,090	
				PD 09 - May	1	61,545	1,964	63,509	
				PD 10 - June	1	220,000	123,200	343,200	
				PD 11 - July	0	5,154	1,546	6,700	
				PD 12 - August	1	5,154	1,546	6,700	
				730500- SOM: Dermatology: Admin Total		7	431,477	140,111	571,588
			731000- SOM: Emerg Med: Admin	PD 01 - September	5	817,319	247,646	1,064,965	
				PD 02 - October	1	13,023	4,727	17,750	
				PD 03 - November	2	193,037	0	193,037	
				PD 04 - December	1	71,033	7,103	78,136	
				PD 05 - January	4	266,350	57,605	323,955	
				PD 06 - February	1	140,410	0	140,410	
				PD 07 - March	3	100,925	31,563	132,488	
				PD 08 - April	3	121,544	39,023	160,567	
		PD 10 -	1	200,000	112,000	312,000			

Emory University Award Statistics

Fiscal Year : 2016
Period : 12

Fiscal Year	Operating Unit	Department	Period	Awards Processed	Direct (\$)	Indirect (\$)	Total (\$)		
2014	20000- School of Medicine	731000- SOM: Emerg Med: Admin	June						
			PD 11 - July	2	31,500	0	31,500		
			PD 12 - August	2	306,442	66,004	372,446		
			731000- SOM: Emerg Med: Admin Total		25	2,261,583	565,671	2,827,254	
		731510- SOM: FPM: AIDS Training	PD 02 - October	1	54,906	4,392	59,298		
			PD 07 - March	1	248,235	19,859	268,094		
			PD 11 - July	1	1,924,929	81,075	2,006,004		
			731510- SOM: FPM: AIDS Training Total		3	2,228,070	105,326	2,333,396	
		732010- SOM: GYN OB: Family Planning	PD 01 - September	1	1,939	194	2,132		
			PD 02 - October	2	4,141	629	4,770		
			PD 04 - December	1	2,630	263	2,893		
			PD 05 - January	2	50,222	260	50,481		
			PD 07 - March	1	203	20	223		
			PD 08 - April	2	119,545	9,602	129,147		
			PD 09 - May	1	3,316	332	3,647		
			PD 10 - June	1	2,539	254	2,793		
			PD 11 - July	2	65,407	133	65,539		
			PD 12 - August	1	4,800	0	4,800		
				732010- SOM: GYN OB: Family Planning Total		14	254,739	11,686	266,426
			732020- SOM: GYN OB: GYN Oncology	PD 07 - March	0	7,646	2,294	9,940	
		PD 08 - April		0	7,692	2,308	10,000		
		PD 09 - May		0	12,048	3,614	15,662		
		PD 10 - June		0	1,237	371	1,608		
			732020- SOM: GYN OB: GYN Oncology Total		0	28,623	8,587	37,210	
		732030- SOM: GYN OB: Adoles Repro Hlth	PD 02 - October	1	664,129	134,073	798,202		
			PD 11 - July	1	5,000	0	5,000		
			732030- SOM: GYN OB: Adoles Repro Hlth Total		2	669,129	134,073	803,202	
		732045- SOM: GYN OB: Education	PD 12 - August	1	360,032	0	360,032		
			732045- SOM: GYN OB: Education Total		1	360,032	0	360,032	
		732500- SOM: HMO: Med Onc	PD 01 - September	8	400,159	94,573	494,732		
			PD 02 - October	8	173,425	68,147	241,572		
			PD 03 - November	5	246,508	106,243	352,751		
			PD 04 - December	7	499,653	62,497	562,150		
			PD 05 - January	3	347,789	105,375	453,165		
			PD 06 - February	3	31,159	9,390	40,549		
			PD 07 - March	8	480,941	170,530	651,471		
			PD 08 - April	9	538,269	220,260	758,529		
			PD 09 - May	6	424,173	167,520	591,693		
			PD 10 - June	5	409,306	122,073	531,379		
			PD 11 - July	11	1,111,659	327,393	1,439,051		
			PD 12 - August	10	529,256	183,828	713,084		
			732500- SOM: HMO: Med Onc Total		83	5,192,297	1,637,829	6,830,125	

Emory University Award Statistics

Fiscal Year : 2016
Period : 12

Fiscal Year	Operating Unit	Department	Period	Awards Processed	Direct (\$)	Indirect (\$)	Total (\$)			
2014	20000- School of Medicine	732510- SOM: HMO: Hematology	PD 01 - September	2	248,508	118,305	366,813			
			PD 02 - October	1	194,867	58,436	253,303			
			PD 03 - November	1	51,841	16,200	68,041			
			PD 04 - December	2	293,647	144,344	437,991			
			PD 05 - January	2	504,070	106,221	610,291			
			PD 06 - February	3	0	0	0			
			PD 07 - March	2	287,234	140,343	427,577			
			PD 08 - April	1	67,773	20,632	88,405			
			PD 09 - May	2	465,736	249,543	715,279			
			PD 10 - June	4	472,823	89,911	562,735			
			PD 11 - July	1	114,419	34,326	148,745			
			PD 12 - August	2	286,158	130,247	416,405			
			732510- SOM: HMO: Hematology Total				23	2,987,076	1,108,508	4,095,585
			2014	20000- School of Medicine	732520- SOM: HMO: BMT	PD 01 - September	3	171,171	51,716	222,886
						PD 02 - October	6	163,364	55,498	218,863
PD 03 - November	6	128,366				39,507	167,873			
PD 04 - December	2	45,532				13,150	58,682			
PD 05 - January	3	451,328				105,398	556,726			
PD 06 - February	3	117,333				33,717	151,050			
PD 07 - March	10	515,272				155,353	670,624			
PD 08 - April	2	420,359				178,292	598,651			
PD 09 - May	10	134,667				43,439	178,106			
PD 10 - June	2	209,028				87,355	296,382			
PD 11 - July	6	316,587				89,023	405,610			
PD 12 - August	6	1,431,572				182,337	1,613,909			
732520- SOM: HMO: BMT Total						59	4,104,577	1,034,785	5,139,362	
2014	20000- School of Medicine	732540- SOM: HMO: Admin	PD 01 - September	0	3,858	1,157	5,015			
			PD 02 - October	0	32,343	9,703	42,046			
			PD 03 - November	3	339,825	84,976	424,800			
			PD 04 - December	2	492,624	196,986	689,610			
			PD 05 - January	0	37,828	11,348	49,176			
			PD 06 - February	0	1,200	360	1,560			
			PD 07 - March	0	32,673	9,802	42,474			
			PD 08 - April	1	23,021	10,457	33,478			
			PD 09 - May	0	6,136	1,841	7,977			
			PD 10 - June	0	18,470	5,541	24,011			
			PD 11 - July	0	9,364	2,809	12,174			
			PD 12 - August	1	323,662	68,225	391,887			
			732540- SOM: HMO: Admin Total				7	1,321,004	403,205	1,724,209
2014	20000- School of Medicine	733005- SOM: Medicine: Cardiology	PD 01 - September	6	193,605	45,110	238,715			
			PD 02 - October	10	802,817	269,293	1,072,110			
			PD 03 - November	15	1,273,426	587,615	1,861,041			

Emory University Award Statistics

Fiscal Year : 2016
Period : 12

Fiscal Year	Operating Unit	Department	Period	Awards Processed	Direct (\$)	Indirect (\$)	Total (\$)
2014	20000- School of Medicine	733005- SOM: Medicine: Cardiology	PD 04 - December	4	202,710	26,423	229,133
			PD 05 - January	6	412,866	175,319	588,186
			PD 06 - February	5	1,896,991	894,339	2,791,330
			PD 07 - March	13	861,229	386,339	1,247,568
			PD 08 - April	9	474,615	204,175	678,790
			PD 09 - May	16	1,829,528	470,996	2,300,524
			PD 10 - June	12	1,097,478	236,306	1,333,784
			PD 11 - July	12	997,888	321,861	1,319,749
			PD 12 - August	12	582,343	129,754	712,097
			733005- SOM: Medicine: Cardiology Total				120
733010- SOM: Medicine: Digestive Dis	PD 02 - October	1	7,194	2,806	10,000		
	PD 03 - November	0	7,223	2,167	9,390		
	PD 04 - December	0	1,367	410	1,777		
	PD 05 - January	1	99,615	2,885	102,500		
	PD 07 - March	2	252,502	7,816	260,318		
	PD 08 - April	4	354,939	125,316	480,255		
	PD 09 - May	0	56,468	16,940	73,408		
	PD 10 - June	0	1,500	450	1,950		
	PD 11 - July	3	287,885	126,740	414,625		
	PD 12 - August	1	219,481	122,394	341,875		
733010- SOM: Medicine: Digestive Dis Total				12	1,288,173	407,924	1,696,098
733015- SOM: Medicine: Endocrinology	PD 01 - September	1	115,766	9,481	125,247		
	PD 02 - October	0	43,418	13,026	56,444		
	PD 03 - November	3	232,696	20,495	253,191		
	PD 04 - December	3	539,680	120,049	659,729		
	PD 05 - January	2	195,439	40,403	235,842		
	PD 06 - February	3	483,932	49,421	533,354		
	PD 07 - March	1	198,688	54,289	252,977		
	PD 08 - April	4	297,375	40,340	337,715		
	PD 09 - May	4	44,365	13,310	57,675		
	PD 10 - June	0	7,831	2,349	10,180		
	PD 11 - July	3	285,535	64,335	349,871		
	PD 12 - August	4	981,441	338,882	1,320,323		
733015- SOM: Medicine: Endocrinology Total				28	3,426,166	766,380	4,192,546
733020- SOM: Medicine: Geriatrics	PD 02 - October	4	497,314	53,532	550,846		
	PD 03 - November	1	56,470	31,623	88,093		
	PD 04 - December	1	14,327	0	14,327		
	PD 09 - May	1	54,059	29,732	83,791		
	PD 11 - July	1	24,460	0	24,460		
	PD 12 - August	2	89,000	0	89,000		
733020- SOM: Medicine: Geriatrics Total				10	735,630	114,887	850,517
733025- SOM: Medicine: Infectious	PD 01 -	4	2,645,383	1,083,298	3,728,681		

Emory University Award Statistics

Fiscal Year : 2016
Period : 12

Fiscal Year	Operating Unit	Department	Period	Awards Processed	Direct (\$)	Indirect (\$)	Total (\$)
2014	20000- School of Medicine	733025- SOM: Medicine: Infectious Dis	September				
			PD 02 - October	9	1,493,179	426,446	1,919,625
			PD 03 - November	5	236,457	59,410	295,867
			PD 04 - December	3	320,623	128,596	449,219
			PD 05 - January	5	3,315,474	777,547	4,093,021
			PD 06 - February	8	611,305	204,798	816,102
			PD 07 - March	7	1,108,249	171,456	1,279,705
			PD 08 - April	3	2,674,605	1,043,348	3,717,953
			PD 09 - May	3	340,888	35,899	376,787
			PD 10 - June	10	1,451,077	317,844	1,768,921
			PD 11 - July	8	862,411	189,358	1,051,769
			PD 12 - August	15	4,967,728	1,043,271	6,010,999
					733025- SOM: Medicine: Infectious Dis Total		80
		733030- SOM: Medicine: Nephrology	PD 01 - September	3	152,153	56,874	209,027
			PD 02 - October	5	214,837	58,860	273,697
			PD 03 - November	1	28,631	8,589	37,220
			PD 04 - December	1	50,711	2,056	52,768
			PD 05 - January	2	57,576	10,752	68,328
			PD 06 - February	1	137,440	2,123	139,563
			PD 07 - March	4	518,266	252,790	771,057
			PD 08 - April	6	846,692	222,081	1,068,773
			PD 09 - May	1	105,391	11,091	116,482
			PD 10 - June	4	155,960	52,321	208,281
			PD 11 - July	8	1,199,531	529,283	1,728,814
			PD 12 - August	1	245,471	130,191	375,662
		733030- SOM: Medicine: Nephrology Total		37	3,712,661	1,337,011	5,049,672
		733035- SOM: Medicine: Pulmonary	PD 01 - September	4	250,063	38,812	288,874
			PD 02 - October	1	21,676	5,193	26,869
			PD 03 - November	2	259,239	76,196	335,436
			PD 04 - December	8	531,960	141,123	673,084
			PD 05 - January	0	64,559	22,014	86,573
			PD 06 - February	4	243,369	22,080	265,448
			PD 07 - March	8	1,568,853	555,858	2,124,711
			PD 08 - April	4	424,372	187,308	611,679
			PD 09 - May	1	169,338	23,900	193,237
			PD 10 - June	4	334,195	172,388	506,583
			PD 11 - July	9	1,848,944	248,992	2,097,936
			PD 12 - August	6	590,609	78,964	669,573
		733035- SOM: Medicine: Pulmonary Total		51	6,307,175	1,572,827	7,880,003
		733040- SOM: Medicine: Rheumatology	PD 01 - September	0	10,223	3,067	13,290
			PD 02 - October	0	9,348	2,804	12,152
			PD 04 - December	1	34,008	10,202	44,210

Emory University Award Statistics

Fiscal Year : 2016
Period : 12

Fiscal Year	Operating Unit	Department	Period	Awards Processed	Direct (\$)	Indirect (\$)	Total (\$)		
2014	20000- School of Medicine	733040- SOM: Medicine: Rheumatology	PD 05 - January	0	3,958	1,187	5,146		
			PD 06 - February	0	29,502	8,851	38,352		
			PD 07 - March	1	46,843	14,053	60,896		
			PD 08 - April	0	26,599	7,980	34,579		
			PD 09 - May	2	14,696	3,939	18,635		
			PD 10 - June	1	105,554	29,503	135,058		
			PD 11 - July	1	47,682	13,881	61,562		
			PD 12 - August	4	764,129	276,044	1,040,173		
		733040- SOM: Medicine: Rheumatology Total				10	1,092,541	371,511	1,464,052
		733045- SOM: Medicine: General Med	PD 01 - September	2	246,917	107,168	354,085		
			PD 02 - October	2	75,389	27,366	102,756		
			PD 03 - November	2	223,971	29,195	253,166		
			PD 05 - January	1	64,610	25,197	89,807		
			PD 07 - March	2	91,489	25,567	117,056		
			PD 09 - May	1	16,337	5,981	22,318		
			PD 10 - June	3	412,278	227,632	639,910		
			PD 11 - July	1	44,372	24,849	69,221		
		PD 12 - August	3	436,286	201,207	637,493			
		733045- SOM: Medicine: General Med Total				17	1,611,649	674,162	2,285,812
		733060- SOM: Medicine: Immunology	PD 01 - September	1	1,892	0	1,892		
			PD 02 - October	2	27,832	16,324	44,156		
			PD 03 - November	1	135,230	75,729	210,959		
			PD 06 - February	1	2,273	886	3,159		
			PD 07 - March	1	247,500	138,600	386,100		
			PD 08 - April	1	20,000	11,200	31,200		
			PD 11 - July	1	1,922,345	266,617	2,188,962		
			PD 12 - August	2	236,636	60,434	297,070		
		733060- SOM: Medicine: Immunology Total				10	2,593,708	569,790	3,163,498
733505- SOM: Neurology: Admin	PD 01 - September	2	123,892	52,350	176,242				
	PD 02 - October	1	97,402	28,282	125,684				
	PD 03 - November	2	3,656	1,097	4,753				
	PD 04 - December	0	8,210	2,463	10,673				
	PD 05 - January	1	36,417	9,383	45,800				
	PD 06 - February	1	750	225	975				
	PD 07 - March	1	23,753	7,150	30,904				
	PD 08 - April	2	15,687	4,757	20,444				
	PD 09 - May	2	21,707	6,532	28,239				
	PD 10 - June	5	1,407,586	380,730	1,788,317				
	PD 11 - July	2	304,714	29,360	334,074				
	PD 12 - August	1	17,623	5,287	22,911				
733505- SOM: Neurology: Admin Total				20	2,061,398	527,616	2,589,014		
733510- SOM: Neurology: Epilepsy	PD 01 -	2	2,732,782	222,521	2,955,303				

Emory University Award Statistics

Fiscal Year : 2016
Period : 12

Fiscal Year	Operating Unit	Department	Period	Awards Processed	Direct (\$)	Indirect (\$)	Total (\$)			
2014	20000- School of Medicine	733510- SOM: Neurology: Epilepsy	September							
			PD 02 - October	1	14,575	4,373	18,948			
			PD 03 - November	0	90,488	27,146	117,635			
			PD 04 - December	0	639	192	831			
			PD 05 - January	2	77,884	2,365	80,249			
			PD 06 - February	1	15,793	6,005	21,798			
			PD 07 - March	0	57,416	17,225	74,641			
			PD 08 - April	0	82,239	24,672	106,911			
			PD 09 - May	1	4,516	455	4,971			
			PD 10 - June	2	35,794	12,636	48,430			
			PD 11 - July	3	340,643	155,434	496,077			
			PD 12 - August	2	2,764,810	279,341	3,044,151			
			733510- SOM: Neurology: Epilepsy Total				14	6,217,579	752,365	6,969,944
			733515- SOM: Neurology: Sleep	PD 03 - November	2	77,685	0	77,685		
PD 04 - December	1	0		0	0					
PD 07 - March	2	2,304		0	2,304					
PD 08 - April	2	66,476		714	67,190					
PD 11 - July	1	168,325		13,466	181,791					
733515- SOM: Neurology: Sleep Total				8	314,790	14,180	328,970			
733520- SOM: Neurology: Movement Disor	PD 01 - September	2	3,800	1,140	4,940					
	PD 02 - October	7	108,003	13,635	121,638					
	PD 03 - November	1	49,026	15,423	64,449					
	PD 04 - December	1	1,085,198	134,244	1,219,442					
	PD 05 - January	6	160,294	12,864	173,158					
	PD 06 - February	1	4,700	0	4,700					
	PD 07 - March	7	132,441	40,968	173,409					
	PD 08 - April	5	33,560	10,457	44,017					
	PD 09 - May	5	31,458	7,435	38,892					
	PD 10 - June	5	45,847	10,306	56,152					
	PD 11 - July	8	42,284	34,432	76,716					
	PD 12 - August	11	299,224	27,434	326,658					
	733520- SOM: Neurology: Movement Disor Total				59	1,995,834	308,338	2,304,172		
733525- SOM: Neurology: Neuro-Rehab	PD 01 - September	1	3,000	240	3,240					
	PD 06 - February	2	40,785	0	40,785					
	PD 07 - March	4	483,723	169,983	653,706					
	PD 12 - August	1	1	0	1					
733525- SOM: Neurology: Neuro-Rehab Total				8	527,509	170,223	697,732			
733530- SOM: Neurology: Cog Neurobehav	PD 01 - September	1	20,127	20,549	40,676					
	PD 02 - October	2	329,804	120,431	450,234					
	PD 04 - December	1	29,498	0	29,498					
	PD 07 - March	2	331,336	113,968	445,304					
	PD 08 - April	2	22,915	6,912	29,827					

Emory University Award Statistics

Fiscal Year : 2016
Period : 12

Fiscal Year	Operating Unit	Department	Period	Awards Processed	Direct (\$)	Indirect (\$)	Total (\$)	
2014	20000- School of Medicine	733530- SOM: Neurology: Cog Neurobehav	PD 10 - June	4	174,105	21,794	195,899	
			PD 11 - July	3	41,300	146,694	187,994	
			PD 12 - August	3	125,000	70,000	195,000	
		733530- SOM: Neurology: Cog Neurobehav Total		18	1,074,085	500,346	1,574,432	
		733535- SOM: Neurology: Neuromuscular	PD 01 - September	1	9,752	2,926	12,678	
			PD 02 - October	2	116,516	4,990	121,505	
			PD 03 - November	0	10,308	3,092	13,400	
			PD 04 - December	0	2,923	877	3,800	
			PD 05 - January	1	13,394	4,053	17,447	
			PD 06 - February	1	120,000	0	120,000	
			PD 07 - March	1	46,222	13,626	59,848	
			PD 08 - April	1	92,002	9,482	101,484	
			PD 09 - May	0	15,334	4,600	19,934	
			PD 10 - June	1	57,920	1,937	59,857	
			PD 12 - August	1	517,443	157,929	675,372	
			733535- SOM: Neurology: Neuromuscular Total		9	1,001,813	203,512	1,205,325
			733545- SOM: Neurology: Stroke	PD 01 - September	0	14,377	4,313	18,690
		PD 02 - October		2	282,084	149,411	431,495	
		PD 03 - November		1	3,023	857	3,880	
		PD 04 - December		2	337,774	98,079	435,852	
		PD 05 - January		1	209,416	114,012	323,428	
		PD 06 - February		1	95,000	27,645	122,645	
		PD 07 - March		3	188,310	60,571	248,881	
		PD 08 - April		0	6,205	1,861	8,066	
		PD 09 - May		1	80,358	22,927	103,285	
		PD 10 - June		2	340,774	43,753	384,527	
		PD 11 - July		3	86,668	13,509	100,177	
		PD 12 - August		2	369,607	156,313	525,920	
		733545- SOM: Neurology: Stroke Total			18	2,013,595	693,252	2,706,846
		733570- SOM: Neurology: Neuropsych	PD 07 - March	1	1,455	0	1,455	
			PD 11 - July	1	477,093	157,565	634,658	
		733570- SOM: Neurology: Neuropsych Total		2	478,548	157,565	636,113	
		734000- SOM: Neurosurgery: Admin	PD 01 - September	2	336,367	138,817	475,184	
			PD 02 - October	1	1,408	511	1,919	
			PD 03 - November	2	4,423	1,327	5,750	
			PD 04 - December	2	164,074	22,467	186,541	
			PD 05 - January	1	26,824	9,236	36,061	
			PD 06 - February	1	2,368	860	3,228	
			PD 07 - March	3	89,948	36,189	126,137	
			PD 08 - April	3	276,029	145,946	421,975	
			PD 09 - May	3	224,495	119,083	343,578	
			PD 10 -	2	30,000	0	30,000	

Emory University Award Statistics

Fiscal Year : 2016
Period : 12

Fiscal Year	Operating Unit	Department	Period	Awards Processed	Direct (\$)	Indirect (\$)	Total (\$)		
2014	20000- School of Medicine	734000- SOM: Neurosurgery: Admin	June						
			PD 11 - July	4	45,166	9,677	54,843		
			PD 12 - August	6	771,012	241,969	1,012,981		
		734000- SOM: Neurosurgery: Admin Total				30	1,972,114	726,082	2,698,197
		734500- SOM: Ophthal: Admin	PD 06 - February	2	692	251	943		
			PD 08 - April	2	1,570	570	2,140		
			PD 10 - June	2	0	0	0		
			PD 11 - July	3	286,995	153,530	440,525		
			PD 12 - August	2	608,595	241,079	849,674		
		734500- SOM: Ophthal: Admin Total				11	897,851	395,430	1,293,281
		734502- SOM: Ophthal: Chairman	PD 11 - July	1	115,000	0	115,000		
		734502- SOM: Ophthal: Chairman Total				1	115,000	0	115,000
		734506- SOM: Ophthal: Dept Research	PD 08 - April	1	22,989	12,874	35,863		
			PD 11 - July	1	114,232	33,242	147,474		
			PD 12 - August	1	382,904	210,597	593,501		
		734506- SOM: Ophthal: Dept Research Total				3	520,125	256,713	776,838
		734508- SOM: Ophthal: Basic Research	PD 03 - November	1	20,296	0	20,296		
			PD 04 - December	1	81,543	0	81,543		
			PD 10 - June	1	245,000	137,200	382,200		
			PD 11 - July	1	250,000	140,000	390,000		
			PD 12 - August	1	259,945	109,760	369,705		
		734508- SOM: Ophthal: Basic Research Total				5	856,784	386,960	1,243,744
		734520- SOM: Ophthal: Cornea	PD 01 - September	0	8,846	2,654	11,500		
			PD 02 - October	0	4,289	1,287	5,576		
			PD 03 - November	0	769	231	1,000		
			PD 05 - January	0	4,890	1,467	6,358		
			PD 07 - March	0	6,914	2,074	8,989		
			PD 08 - April	0	4,373	1,312	5,685		
			PD 11 - July	0	1,923	577	2,500		
		734520- SOM: Ophthal: Cornea Total				0	32,005	9,602	41,607
		734524- SOM: Ophthal: Glaucoma	PD 03 - November	0	15,885	4,766	20,651		
			PD 05 - January	0	6,240	1,872	8,112		
			PD 07 - March	0	3,310	993	4,303		
PD 08 - April	0		12,675	3,803	16,478				
PD 10 - June	0		9,765	2,930	12,695				
PD 12 - August	0		10,670	3,201	13,871				
734524- SOM: Ophthal: Glaucoma Total				0	58,545	17,564	76,109		
734526- SOM: Ophthal: Neurology	PD 02 - October	2	646	235	881				
	PD 10 - June	1	127,220	10,178	137,398				
734526- SOM: Ophthal: Neurology Total				3	127,866	10,413	138,279		
734528- SOM: Ophthal: Oculo-Pathology	PD 02 - October	2	19,677	10,599	30,276				
	PD 03 - November	1	16,121	9,028	25,149				

Emory University Award Statistics

Fiscal Year : 2016
Period : 12

Fiscal Year	Operating Unit	Department	Period	Awards Processed	Direct (\$)	Indirect (\$)	Total (\$)			
2014	20000- School of Medicine	734528- SOM: Ophthal: Oculo-Pathology	PD 05 - January	1	207,500	116,200	323,700			
			PD 07 - March	1	23,524	13,173	36,697			
		734528- SOM: Ophthal: Oculo-Pathology Total				5	266,822	149,000	415,822	
		734532- SOM: Ophthal: Pediatric	PD 01 - September	1	867	315	1,182			
			PD 03 - November	1	1,654	601	2,255			
			PD 04 - December	1	1	0	1			
			PD 05 - January	1	357	130	487			
			PD 07 - March	2	1,366	496	1,862			
			PD 08 - April	1	584	212	795			
			PD 09 - May	1	1,167	424	1,591			
			PD 11 - July	1	1,556	565	2,121			
			PD 12 - August	1	1,703	621	2,324			
			734532- SOM: Ophthal: Pediatric Total				10	9,255	3,362	12,617
			734534- SOM: Ophthal: Retina	PD 01 - September	1	6,718	2,882	9,600		
		PD 02 - October		2	18,848	1,879	20,727			
		PD 03 - November		1	13,374	4,093	17,467			
		PD 05 - January		1	1,870	569	2,439			
		PD 06 - February		1	3,953	1,213	5,166			
		PD 07 - March		0	21,495	6,449	27,944			
		PD 08 - April		3	9,353	2,842	12,194			
		PD 09 - May		2	120,407	21,492	141,899			
		PD 10 - June		0	35,802	10,741	46,543			
		PD 11 - July		2	18,760	6,504	25,263			
		PD 12 - August		0	3,030	909	3,939			
		734534- SOM: Ophthal: Retina Total				13	253,609	59,572	313,181	
		735000- SOM: Orthopaedics: Admin	PD 01 - September	0	2,283	636	2,919			
			PD 02 - October	2	47,673	0	47,673			
			PD 03 - November	1	5,244	595	5,839			
			PD 04 - December	1	84,373	12,513	96,885			
			PD 05 - January	1	62,739	260	62,999			
			PD 06 - February	2	12,137	3,363	15,500			
			PD 07 - March	1	7,387	1,614	9,001			
			PD 08 - April	1	22,380	8,700	31,080			
PD 09 - May	0		470	145	615					
PD 10 - June	1		10,000	0	10,000					
PD 11 - July	0		1,280	410	1,690					
PD 12 - August	0		37,264	11,356	48,621					
735000- SOM: Orthopaedics: Admin Total				10	293,230	39,591	332,821			
735500- SOM: Otolaryngology:Admin	PD 01 - September	1	193,461	106,404	299,865					
	PD 02 - October	1	0	0	0					
	PD 04 - December	1	199,038	109,471	308,509					
	PD 05 -	1	1,000	0	1,000					

Emory University Award Statistics

Fiscal Year : 2016
Period : 12

Fiscal Year	Operating Unit	Department	Period	Awards Processed	Direct (\$)	Indirect (\$)	Total (\$)
2014	20000- School of Medicine	735500- SOM: Otolaryngology:Admin	January				
			PD 09 - May	2	22,115	12,163	34,278
			PD 11 - July	1	27,300	7,098	34,398
			PD 12 - August	0	12,858	3,857	16,715
			735500- SOM: Otolaryngology:Admin Total	7	455,772	238,993	694,765
		736000- SOM: Pathology: Admin	PD 01 - September	11	408,309	87,849	496,158
			PD 02 - October	11	757,822	356,904	1,114,726
			PD 03 - November	8	311,586	52,471	364,057
			PD 04 - December	7	251,297	60,483	311,780
			PD 05 - January	5	547,985	236,190	784,175
			PD 06 - February	18	2,946,764	412,115	3,358,879
			PD 07 - March	11	642,485	299,632	942,117
			PD 08 - April	8	1,844,705	829,112	2,673,817
			PD 09 - May	6	219,510	111,339	330,849
			PD 10 - June	14	1,687,450	759,183	2,446,633
			PD 11 - July	10	1,603,151	289,217	1,892,367
			PD 12 - August	20	5,076,066	1,569,878	6,645,945
			736000- SOM: Pathology: Admin Total	129	16,297,130	5,064,373	21,361,503
			736500- SOM: Peds: Administration	PD 01 - September	1	63,109	34,710
		PD 08 - April		1	191,484	55,722	247,206
		PD 11 - July		1	10,990	6,045	17,035
		736500- SOM: Peds: Administration Total	3	265,583	96,476	362,059	
		736502- SOM: Peds: PCOG	PD 03 - November	3	334,041	58,059	392,100
			PD 04 - December	1	1,542,240	0	1,542,240
			PD 07 - March	1	0	0	0
			PD 09 - May	1	132,707	55,221	187,928
			PD 11 - July	1	245,000	96,040	341,040
			PD 12 - August	2	290,000	98,000	388,000
		736502- SOM: Peds: PCOG Total	9	2,543,988	307,320	2,851,308	
		736504- SOM: Peds: Neonatology	PD 01 - September	1	28,482	0	28,482
			PD 04 - December	1	364,428	29,154	393,582
			PD 08 - April	1	58,250	0	58,250
			PD 10 - June	3	209,813	9,260	219,073
		736504- SOM: Peds: Neonatology Total	6	660,973	38,414	699,387	
		736506- SOM: Peds: Rheumatology	PD 01 - September	5	271,765	96,196	367,962
			PD 02 - October	3	115	0	115
			PD 03 - November	2	4,754	1,726	6,480
			PD 05 - January	1	250	0	250
			PD 07 - March	2	93,593	7,407	101,000
			PD 08 - April	4	2,123	67	2,190
			PD 09 - May	3	353,273	196,966	550,239
			PD 10 - June	2	689,780	289,327	979,107

Emory University Award Statistics

Fiscal Year : 2016
Period : 12

Fiscal Year	Operating Unit	Department	Period	Awards Processed	Direct (\$)	Indirect (\$)	Total (\$)		
2014	20000- School of Medicine	736506- SOM: Peds: Rheumatology	PD 12 - August	4	433,230	143,576	576,806		
		736506- SOM: Peds: Rheumatology Total		26	1,848,884	735,264	2,584,149		
		736508- SOM: Peds: Endocrinology	PD 01 - September	1	1,228	409	1,637		
			PD 02 - October	1	5,987	2,153	8,140		
			PD 04 - December	3	12,458	4,522	16,980		
			PD 05 - January	1	1,251	454	1,705		
			PD 07 - March	3	61,687	20,656	82,343		
			PD 09 - May	4	38,666	4,922	43,588		
			PD 10 - June	1	841	305	1,147		
			PD 11 - July	1	12,995	4,622	17,617		
			PD 12 - August	4	137,324	42,791	180,116		
			736508- SOM: Peds: Endocrinology Total		19	272,436	80,835	353,271	
			736510- SOM: Peds: Gastroenterology	PD 01 - September	1	483,367	208,513	691,880	
				PD 02 - October	1	3,580	0	3,580	
				PD 03 - November	3	251,936	134,126	386,062	
				PD 04 - December	1	15,705	6,125	21,830	
				PD 05 - January	2	89,347	46,038	135,384	
				PD 06 - February	2	367,129	142,281	509,409	
				PD 07 - March	3	626,592	188,279	814,871	
				PD 08 - April	5	248,226	68,281	316,507	
				PD 09 - May	3	66,388	31,553	97,941	
				PD 10 - June	2	156,974	21,045	178,019	
				PD 11 - July	4	1,642,117	515,651	2,157,768	
				PD 12 - August	6	512,770	202,004	714,773	
				736510- SOM: Peds: Gastroenterology Total		33	4,464,129	1,563,895	6,028,024
			736512- SOM: Peds: Neurology	PD 06 - February	1	68,182	6,818	75,000	
				PD 07 - March	1	50,000	0	50,000	
				PD 08 - April	1	50,092	0	50,092	
				PD 10 - June	1	218,750	122,500	341,250	
				PD 12 - August	1	0	0	0	
				736512- SOM: Peds: Neurology Total		5	387,024	129,318	516,342
			736514- SOM: Peds: Nephrology	PD 01 - September	1	50,830	15,249	66,079	
				PD 02 - October	1	75,652	23,281	98,933	
				PD 03 - November	1	5,640	1,846	7,486	
				PD 04 - December	1	440	160	600	
				PD 05 - January	2	99,579	37,297	136,876	
				PD 06 - February	0	1,099	428	1,527	
				PD 07 - March	1	15,818	4,417	20,235	
				PD 08 - April	3	11,098	3,464	14,562	
				PD 09 - May	1	38,677	11,752	50,429	
				PD 10 - June	2	24,381	5,543	29,923	
				PD 11 -	1	5,489	3,891	9,380	

Emory University Award Statistics

Fiscal Year : 2016
Period : 12

Fiscal Year	Operating Unit	Department	Period	Awards Processed	Direct (\$)	Indirect (\$)	Total (\$)		
2014	20000- School of Medicine	736514- SOM: Peds: Nephrology	July						
			PD 12 - August	1	258,664	79,059	337,723		
		736514- SOM: Peds: Nephrology Total			15	587,366	186,386	773,752	
		736516- SOM: Peds: Children's Hrt Ctr	PD 01 - September	0	330	83	413		
			PD 02 - October	4	96,446	5,428	101,874		
			PD 03 - November	1	8,886	2,634	11,520		
			PD 04 - December	0	11,260	3,378	14,638		
			PD 05 - January	1	8,220	126	8,346		
			PD 06 - February	1	9,091	909	10,000		
			PD 07 - March	3	14,010	2,809	16,819		
			PD 08 - April	0	5,324	1,572	6,896		
			PD 09 - May	1	41,916	8,484	50,400		
			PD 10 - June	3	345,650	9,651	355,301		
			PD 11 - July	2	31,673	8,635	40,308		
			PD 12 - August	0	20,903	6,271	27,174		
			736516- SOM: Peds: Children's Hrt Ctr Total			16	593,708	49,981	643,689
			736518- SOM: Peds: General	PD 04 - December	2	103,937	10,394	114,331	
		PD 05 - January		1	24,379	2,438	26,817		
		PD 09 - May		1	12,849	801	13,650		
		PD 10 - June		0	(24,379)	(2,438)	(26,817)		
		PD 11 - July		3	653,758	149,892	803,650		
		PD 12 - August		2	609,091	60,909	670,000		
		736518- SOM: Peds: General Total			9	1,379,635	221,996	1,601,631	
		736520- SOM: Peds: Infectious Disease	PD 01 - September	3	1,625,422	128,792	1,754,214		
			PD 02 - October	3	1,584,391	876,760	2,461,151		
			PD 03 - November	4	478,784	209,805	688,589		
			PD 04 - December	1	64,370	5,150	69,520		
			PD 05 - January	3	141,197	64,322	205,519		
			PD 06 - February	3	140,998	2,312	143,310		
			PD 07 - March	8	885,719	442,072	1,327,791		
			PD 08 - April	8	910,951	255,078	1,166,028		
			PD 09 - May	4	158,787	192,275	351,062		
			PD 10 - June	2	167,773	28,241	196,014		
			PD 11 - July	1	107,612	53,662	161,274		
			PD 12 - August	12	1,898,641	408,667	2,307,308		
			736520- SOM: Peds: Infectious Disease Total			52	8,164,645	2,667,135	10,831,780
		736522- SOM: Peds: Emergency Medicine	PD 02 - October	0	6,958	2,155	9,113		
			PD 03 - November	0	19,508	7,608	27,117		
			PD 04 - December	1	6,263	1,741	8,004		
			PD 05 - January	0	748	292	1,040		
			PD 07 - March	1	58,558	13,009	71,567		
			PD 10 - June	0	9,685	3,777	13,462		

Emory University Award Statistics

Fiscal Year : 2016
Period : 12

Fiscal Year	Operating Unit	Department	Period	Awards Processed	Direct (\$)	Indirect (\$)	Total (\$)	
2014	20000- School of Medicine	736522- SOM: Peds: Emergency Medicine	PD 11 - July	1	33,061	3,065	36,126	
		736522- SOM: Peds: Emergency Medicine Total		3	134,781	31,647	166,428	
		736524- SOM: Peds: Critical Care	PD 02 - October	1	2,934	816	3,750	
			PD 03 - November	2	4,517	1,213	5,730	
			PD 05 - January	1	1,162	338	1,500	
			PD 06 - February	1	2,324	676	3,000	
			PD 07 - March	1	34,012	9,013	43,025	
			PD 08 - April	2	34,644	9,181	43,825	
			PD 09 - May	2	7,566	2,084	9,650	
			PD 10 - June	1	0	0	0	
			PD 11 - July	1	0	0	0	
			736524- SOM: Peds: Critical Care Total		12	87,159	23,321	110,480
			736526- SOM: Peds: Emory LOBP	PD 01 - September	2	125,667	35,893	161,560
				PD 02 - October	1	169,789	95,081	264,870
				PD 03 - November	1	50,795	28,445	79,240
				PD 08 - April	2	252,678	139,399	392,077
				PD 11 - July	3	481,087	267,308	748,395
				PD 12 - August	3	471,162	239,364	710,526
			736526- SOM: Peds: Emory LOBP Total		12	1,551,178	805,490	2,356,668
			736528- SOM: Peds: Allergy	PD 01 - September	1	0	0	0
				PD 05 - January	1	26,632	2,663	29,295
				PD 07 - March	0	7,344	2,203	9,548
				PD 10 - June	0	4,157	1,247	5,405
			736528- SOM: Peds: Allergy Total		2	38,134	6,113	44,247
			736532- SOM: Peds: Pulmonology	PD 02 - October	2	62,115	17,392	79,508
				PD 03 - November	2	86,465	30,154	116,619
				PD 05 - January	2	64,446	35,445	99,891
				PD 08 - April	3	428,197	79,544	507,740
				PD 09 - May	2	257,779	138,335	396,114
				PD 10 - June	1	54,223	15,182	69,405
				PD 11 - July	2	20,677	5,789	26,466
				PD 12 - August	1	0	0	0
			736532- SOM: Peds: Pulmonology Total		15	973,901	321,842	1,295,744
			736534- SOM: Peds: Cystic Fibrosis	PD 01 - September	4	138,346	20,874	159,220
				PD 02 - October	0	672	235	907
				PD 03 - November	2	216,860	8,140	225,000
				PD 04 - December	4	92,259	5,610	97,870
				PD 05 - January	0	22,649	13,294	35,943
				PD 06 - February	2	54,140	662	54,802
				PD 07 - March	5	312,846	32,195	345,041
				PD 08 - April	9	1,029,438	(50,994)	978,444
				PD 09 - May	0	5,594	1,958	7,551

Emory University Award Statistics

Fiscal Year : 2016
Period : 12

Fiscal Year	Operating Unit	Department	Period	Awards Processed	Direct (\$)	Indirect (\$)	Total (\$)		
2014	20000- School of Medicine	736534- SOM: Peds: Cystic Fibrosis	PD 10 - June	4	231,444	11,162	242,606		
			PD 11 - July	3	239,015	87,211	326,226		
			PD 12 - August	4	476,227	243,173	719,400		
		736534- SOM: Peds: Cystic Fibrosis Total				37	2,819,491	373,519	3,193,010
		736538- SOM: Peds: Marcus Center	PD 01 - September	2	676,218	41,252	717,470		
			PD 02 - October	1	231,807	11,189	242,996		
			PD 03 - November	1	105,769	65,173	170,942		
			PD 05 - January	1	37,180	10,820	48,000		
			PD 07 - March	1	130,088	50,735	180,823		
			PD 08 - April	4	1,026,629	112,749	1,139,378		
			PD 10 - June	2	614,309	33,654	647,963		
			PD 11 - July	2	1,264,791	101,075	1,365,866		
			PD 12 - August	5	1,014,315	342,945	1,357,260		
			736538- SOM: Peds: Marcus Center Total				19	5,101,106	769,592
		736540- SOM: Peds: Egleston	PD 02 - October	1	17,000	0	17,000		
			PD 05 - January	1	87,039	7,033	94,072		
			PD 06 - February	1	103,103	0	103,103		
		736540- SOM: Peds: Egleston Total				3	207,142	7,033	214,175
		736542- SOM: Peds: Neuro-Oncology	PD 01 - September	7	526,787	178	526,964		
			PD 02 - October	8	405,274	52,386	457,660		
			PD 03 - November	6	91,766	47,542	139,307		
			PD 04 - December	6	1,614,410	7,174	1,621,584		
			PD 05 - January	0	33,977	10,193	44,170		
			PD 06 - February	2	0	0	0		
			PD 07 - March	7	789,845	368,013	1,157,858		
			PD 08 - April	10	426,542	87,358	513,900		
			PD 09 - May	2	72,293	20,382	92,675		
			PD 10 - June	2	5,199	1,663	6,862		
			PD 11 - July	3	17,798	6,131	23,929		
			PD 12 - August	12	977,028	256,267	1,233,295		
			736542- SOM: Peds: Neuro-Oncology Total				65	4,960,918	857,287
		736544- SOM: Peds: BMT	PD 01 - September	1	0	0	0		
			PD 03 - November	3	223,438	53,935	277,373		
			PD 05 - January	0	13,058	3,917	16,975		
			PD 07 - March	0	14,058	4,217	18,275		
			PD 09 - May	1	35,613	13,889	49,502		
			PD 10 - June	1	8,854	2,346	11,200		
			PD 11 - July	0	8,961	2,688	11,650		
			PD 12 - August	1	77,030	13,509	90,539		
		736544- SOM: Peds: BMT Total				7	381,012	94,502	475,514
		736546- SOM: Peds: HemThrom	PD 01 - September	4	166,075	29,650	195,725		
			PD 02 - October	3	152,918	52,165	205,083		

Emory University Award Statistics

Fiscal Year : 2016
Period : 12

Fiscal Year	Operating Unit	Department	Period	Awards Processed	Direct (\$)	Indirect (\$)	Total (\$)	
2014	20000- School of Medicine	736546- SOM: Peds: HemThrom	PD 03 - November	3	54,371	5,596	59,968	
			PD 04 - December	0	10,354	3,106	13,460	
			PD 05 - January	2	284,585	127,220	411,806	
			PD 06 - February	1	0	0	0	
			PD 07 - March	5	166,552	23,149	189,701	
			PD 08 - April	4	38,288	2,476	40,764	
			PD 09 - May	3	2,985,725	854,516	3,840,241	
			PD 10 - June	3	170,610	57,630	228,240	
			PD 11 - July	0	41,772	12,741	54,513	
			PD 12 - August	6	178,845	5,543	184,388	
			736546- SOM: Peds: HemThrom Total	34	4,250,095	1,173,793	5,423,888	
			736548- SOM: Peds: Hematology	PD 01 - September	3	69,198	20,869	90,068
				PD 02 - October	4	1,771,328	391,765	2,163,092
				PD 03 - November	2	46,175	3,117	49,293
				PD 04 - December	3	30,571	3,027	33,598
				PD 05 - January	2	407,205	178,565	585,770
				PD 06 - February	3	286,968	168,000	454,968
				PD 07 - March	3	289,788	68,037	357,825
				PD 08 - April	4	195,034	38,768	233,802
PD 09 - May	1	26,212		14,679	40,891			
PD 10 - June	2	1,683,793		294,994	1,978,787			
PD 11 - July	1	14,944		4,334	19,278			
736548- SOM: Peds: Hematology Total	28	4,821,216	1,186,155	6,007,371				
737000- SOM: Psych: Admin	PD 01 - September	4	53,996	7,038	61,034			
	PD 02 - October	2	209,676	32,144	241,820			
	PD 03 - November	6	323,282	39,739	363,021			
	PD 04 - December	1	714,019	77,842	791,861			
	PD 05 - January	5	177,581	20,922	198,503			
	PD 06 - February	1	184,312	19,326	203,637			
	PD 07 - March	12	2,114,524	707,730	2,822,254			
	PD 08 - April	2	700,505	85,380	785,884			
	PD 09 - May	4	638,796	245,900	884,696			
	PD 10 - June	13	1,615,437	681,026	2,296,463			
	PD 11 - July	5	980,829	176,937	1,157,766			
	PD 12 - August	6	467,751	71,953	539,704			
	737000- SOM: Psych: Admin Total	61	8,180,707	2,165,936	10,346,643			
737005- SOM: Psych: Autism Center	PD 10 - June	1	65,387	3,923	69,310			
	PD 12 - August	1	31,818	3,182	35,000			
737005- SOM: Psych: Autism Center Total	2	97,205	7,105	104,310				
737015- SOM: Psych: Child Psych - CAMP	PD 04 - December	1	130,000	12,147	142,147			
	PD 05 - January	1	21,840	0	21,840			
737015- SOM: Psych: Child Psych - CAMP Total	2	151,840	12,147	163,987				

Emory University Award Statistics

Fiscal Year : 2016
Period : 12

Fiscal Year	Operating Unit	Department	Period	Awards Processed	Direct (\$)	Indirect (\$)	Total (\$)			
2014	20000- School of Medicine	737500- SOM: Rad Onc: Admin	PD 01 - September	4	287,383	124,981	412,364			
			PD 02 - October	3	111,050	5,665	116,715			
			PD 03 - November	3	173,549	83,155	256,704			
			PD 04 - December	5	518,160	178,388	696,548			
			PD 05 - January	1	95,154	51,724	146,879			
			PD 06 - February	5	427,410	208,098	635,508			
			PD 07 - March	2	135,442	71,929	207,371			
			PD 08 - April	2	198,871	106,315	305,186			
			PD 09 - May	3	1,039,334	569,016	1,608,350			
			PD 10 - June	5	343,983	129,001	472,984			
			PD 11 - July	8	864,510	307,844	1,172,354			
			PD 12 - August	3	181,855	49,001	230,856			
			737500- SOM: Rad Onc: Admin Total				44	4,376,701	1,885,117	6,261,819
			738000- SOM: Rad: Admin	PD 02 - October	1	58,792	32,323	91,115		
PD 04 - December	1	42,777		0	42,777					
PD 10 - June	1	42,777		0	42,777					
PD 11 - July	2	52,817		29,049	81,866					
PD 12 - August	1	244,596		134,527	379,123					
738000- SOM: Rad: Admin Total				6	441,759	195,899	637,658			
738002- SOM: Rad: Abdominal Radiology	PD 02 - October	1	22,752	0	22,752					
	PD 08 - April	1	1,000	0	1,000					
738002- SOM: Rad: Abdominal Radiology Total				2	23,752	0	23,752			
738004- SOM: Rad: Breast Imaging	PD 03 - November	0	70,719	21,216	91,935					
	PD 05 - January	0	7,939	2,382	10,321					
738004- SOM: Rad: Breast Imaging Total				0	78,658	23,598	102,256			
738006- SOM: Rad: Community Radiology	PD 11 - July	1	30,000	0	30,000					
738006- SOM: Rad: Community Radiology Total				1	30,000	0	30,000			
738012- SOM: Rad: Nuclear Medicine	PD 01 - September	1	0	0	0					
	PD 10 - June	0	17,224	6,717	23,942					
	PD 12 - August	0	17,224	6,717	23,942					
738012- SOM: Rad: Nuclear Medicine Total				1	34,448	13,435	47,883			
738014- SOM: Rad: Cardio Thoracic	PD 02 - October	1	0	0	0					
738014- SOM: Rad: Cardio Thoracic Total				1	0	0	0			
738016- SOM: Rad: Interventional	PD 01 - September	0	10,846	3,254	14,100					
	PD 02 - October	0	9,943	2,983	12,926					
	PD 04 - December	1	32,727	3,273	36,000					
	PD 08 - April	0	1,000	300	1,300					
738016- SOM: Rad: Interventional Total				1	54,516	9,810	64,326			
738022- SOM: Rad: Neurointerventional	PD 06 - February	3	6,700	1,729	8,429					
	PD 11 - July	0	7,704	2,311	10,015					
	PD 12 - August	0	1,000	300	1,300					
738022- SOM: Rad:				3	15,404	4,340	19,744			

Emory University Award Statistics

Fiscal Year : 2016
Period : 12

Fiscal Year	Operating Unit	Department	Period	Awards Processed	Direct (\$)	Indirect (\$)	Total (\$)
2014	20000- School of Medicine	Neurointerventional Total					
		738026- SOM: Rad: Rsch Labs - Gen	PD 08 - April	1	227,395	109,537	336,932
		738026- SOM: Rad: Rsch Labs - Gen Total		1	227,395	109,537	336,932
		738028- SOM: Rad: Rsch Labs - Gen Adm	PD 01 - September	1	340,212	187,117	527,329
			PD 03 - November	2	38,058	8,993	47,051
			PD 04 - December	1	1,145	446	1,591
			PD 07 - March	1	47,232	0	47,232
		738028- SOM: Rad: Rsch Labs - Gen Adm Total		5	426,647	196,556	623,203
		738030- SOM: Rad: Nuclear Cardiology	PD 08 - April	2	231,798	109,341	341,139
			PD 12 - August	2	593,724	131,287	725,011
		738030- SOM: Rad: Nuclear Cardiology Total		4	825,522	240,628	1,066,150
		738032- SOM: Rad: Radiopharm Disc Lab	PD 10 - June	1	18,538	0	18,538
		738032- SOM: Rad: Radiopharm Disc Lab Total		1	18,538	0	18,538
		738034- SOM: Rad: Med Phys & Quad Img	PD 01 - September	2	411,179	127,666	538,845
			PD 08 - April	1	372,430	204,836	577,266
			PD 09 - May	1	6,910	2,695	9,605
		738034- SOM: Rad: Med Phys & Quad Img Total		4	790,519	335,197	1,125,716
		738036- SOM: Rad: Radiogand & Expert	PD 12 - August	1	244,868	137,126	381,994
		738036- SOM: Rad: Radiogand & Expert Total		1	244,868	137,126	381,994
		738038- SOM: Rad: MR Research Lab	PD 02 - October	1	60,169	33,695	93,864
			PD 04 - December	1	66,697	36,683	103,380
			PD 05 - January	1	13,638	0	13,638
			PD 10 - June	1	233,456	130,735	364,191
			PD 11 - July	1	125,179	70,100	195,279
		738038- SOM: Rad: MR Research Lab Total		5	499,139	271,213	770,352
		738040- SOM: Rad: Physics & Comp Lab	PD 04 - December	1	23,765	0	23,765
			PD 08 - April	1	2,157	841	2,998
			PD 10 - June	1	23,765	0	23,765
			PD 11 - July	1	63,877	0	63,877
			PD 12 - August	1	35,000	0	35,000
		738040- SOM: Rad: Physics & Comp Lab Total		5	148,564	841	149,405
		738044- SOM: Rad: Emergency Radiology	PD 12 - August	1	70,000	0	70,000
		738044- SOM: Rad: Emergency Radiology Total		1	70,000	0	70,000
		738500- SOM: Rehab: Admin	PD 01 - September	1	233,410	107,773	341,183
			PD 02 - October	1	27,777	2,222	29,999
			PD 03 - November	1	2,545	924	3,469
			PD 04 - December	1	65,430	23,751	89,181
			PD 05 - January	1	2,187	794	2,981
			PD 06 - February	1	69,486	6,948	76,434
			PD 08 - April	2	10,942	50	10,992
			PD 09 - May	1	843	306	1,149
	PD 10 -	1	760	314	1,074		

Emory University Award Statistics

Fiscal Year : 2016
Period : 12

Fiscal Year	Operating Unit	Department	Period	Awards Processed	Direct (\$)	Indirect (\$)	Total (\$)			
2014	20000- School of Medicine	738500- SOM: Rehab: Admin	June							
			PD 11 - July	1	117,258	8,501	125,759			
			PD 12 - August	1	39,982	3,998	43,980			
				738500- SOM: Rehab: Admin Total		12	570,620	155,580	726,200	
				738505- SOM: Rehab: DPT Program	PD 04 - December	1	9,091	909	10,000	
				738505- SOM: Rehab: DPT Program Total		1	9,091	909	10,000	
				739005- SOM: Surgery: General	PD 01 - September	1	30,000	0	30,000	
					PD 02 - October	1	160	40	200	
					PD 07 - March	2	619,374	127,022	746,396	
					PD 08 - April	0	17,868	5,360	23,228	
					PD 11 - July	1	263,516	18,721	282,237	
					PD 12 - August	4	2,910,062	835,313	3,745,375	
					739005- SOM: Surgery: General Total		9	3,840,980	986,456	4,827,436
				739010- SOM: Surgery: Vascular	PD 02 - October	0	4,820	1,446	6,266	
					PD 03 - November	0	5,673	1,702	7,375	
					PD 04 - December	0	3,492	1,048	4,540	
					PD 05 - January	1	69,625	7,251	76,876	
					PD 06 - February	0	650	195	845	
					PD 07 - March	0	2,618	785	3,403	
					PD 08 - April	0	12,418	3,725	16,144	
					PD 09 - May	0	2,251	675	2,926	
					PD 10 - June	2	155,225	10,472	165,696	
					PD 11 - July	0	5,788	1,737	7,525	
					PD 12 - August	0	22,537	6,761	29,298	
					739010- SOM: Surgery: Vascular Total		3	285,098	35,797	320,895
					739015- SOM: Surgery: Oncology	PD 01 - September	2	166,490	52,340	218,830
				PD 05 - January		1	59,125	7,095	66,220	
				PD 07 - March		1	904	136	1,040	
				PD 10 - June		1	263,416	132,009	395,425	
				PD 12 - August		1	20,240	0	20,240	
				739015- SOM: Surgery: Oncology Total		6	510,175	191,580	701,755	
				739020- SOM: Surgery: Thoracic	PD 01 - September	4	48,568	13,798	62,366	
					PD 02 - October	5	318,336	102,563	420,899	
					PD 03 - November	6	245,364	129,638	375,002	
					PD 04 - December	1	8,846	2,654	11,500	
					PD 05 - January	2	31,177	10,315	41,492	
					PD 06 - February	3	204,318	112,427	316,744	
					PD 07 - March	5	76,788	22,605	99,393	
					PD 08 - April	4	71,525	33,605	105,130	
					PD 09 - May	2	108,852	37,606	146,458	
					PD 10 - June	0	1,000	300	1,300	
					PD 11 - July	5	237,683	37,181	274,864	

Emory University Award Statistics

Fiscal Year : 2016
Period : 12

Fiscal Year	Operating Unit	Department	Period	Awards Processed	Direct (\$)	Indirect (\$)	Total (\$)
2014	20000- School of Medicine	739020- SOM: Surgery: Thoracic	PD 12 - August	3	177,420	42,871	220,291
		739020- SOM: Surgery: Thoracic Total		40	1,529,878	545,562	2,075,439
		739025- SOM: Surgery: Plastic	PD 02 - October	1	405,595	213,152	618,747
			PD 05 - January	1	450,556	173,688	624,244
		739025- SOM: Surgery: Plastic Total		2	856,151	386,840	1,242,991
		739030- SOM: Surgery: Oral Surgery	PD 01 - September	0	1,698	662	2,360
			PD 08 - April	0	1,942	758	2,700
		739030- SOM: Surgery: Oral Surgery Total		0	3,640	1,420	5,060
		739035- SOM: Surgery: Transplant	PD 01 - September	4	90,914	25,913	116,827
			PD 02 - October	5	111,604	19,482	131,086
			PD 03 - November	3	86,628	31,884	118,513
			PD 04 - December	3	215,643	68,061	283,704
			PD 05 - January	5	1,578,835	577,488	2,156,323
			PD 06 - February	2	100,265	20,571	120,836
			PD 07 - March	3	251,347	69,195	320,542
			PD 08 - April	4	355,480	173,291	528,771
			PD 09 - May	2	84,297	32,109	116,406
			PD 10 - June	4	225,136	55,915	281,051
			PD 11 - July	2	266,084	82,741	348,825
			PD 12 - August	4	2,790,610	802,472	3,593,081
		739035- SOM: Surgery: Transplant Total		41	6,156,843	1,959,121	8,115,964
		739045- SOM: Surgery: Grady Surgery	PD 04 - December	1	681,818	68,182	750,000
			PD 07 - March	1	0	0	0
			PD 08 - April	1	0	0	0
			PD 09 - May	2	37,865	13,989	51,854
			PD 10 - June	0	13,291	3,987	17,278
			PD 11 - July	0	13,058	3,917	16,975
			PD 12 - August	0	500	150	650
		739045- SOM: Surgery: Grady Surgery Total		5	746,531	90,226	836,757
739500- SOM: Urology: Admin	PD 02 - October	2	584,987	243,151	828,138		
	PD 04 - December	2	561,476	241,772	803,248		
	PD 05 - January	1	34,298	13,376	47,674		
	PD 07 - March	1	33,949	10,185	44,134		
	PD 08 - April	2	119,600	30,259	149,858		
	PD 09 - May	1	55,618	14,008	69,626		
	PD 10 - June	0	392	117	509		
	PD 11 - July	0	28,887	8,666	37,552		
	PD 12 - August	2	561,246	176,634	737,879		
739500- SOM: Urology: Admin Total		11	1,980,452	738,167	2,718,619		
20000- School of Medicine Total			2038	248,634,004	72,040,319	320,674,323	
22000- School of Public Health	811000- SPH: Behavrl Sciences & Health	PD 01 - September	6	424,303	154,662	578,965	

Emory University Award Statistics

Fiscal Year : 2016
Period : 12

Fiscal Year	Operating Unit	Department	Period	Awards Processed	Direct (\$)	Indirect (\$)	Total (\$)			
2014	22000- School of Public Health	811000- SPH: Behavrl Sciences & Health	PD 02 - October	3	93,904	35,344	129,248			
			PD 03 - November	11	2,198,527	784,182	2,982,709			
			PD 04 - December	3	74,783	10,589	85,372			
			PD 05 - January	4	495,092	178,625	673,717			
			PD 06 - February	1	6,260	1,740	8,000			
			PD 07 - March	5	92,160	38,909	131,069			
			PD 08 - April	2	14,333	1,111	15,444			
			PD 09 - May	2	29,956	447	30,403			
			PD 10 - June	9	1,283,189	288,691	1,571,880			
			PD 11 - July	12	1,107,835	472,862	1,580,697			
			PD 12 - August	13	2,559,494	886,262	3,445,756			
			811000- SPH: Behavrl Sciences & Health Total				71	8,379,836	2,853,424	11,233,260
		812000- SPH: Biostatistics	PD 01 - September	1	117,500	9,400	126,900			
			PD 02 - October	8	1,018,232	459,140	1,477,372			
			PD 03 - November	1	1,712	0	1,712			
			PD 04 - December	3	309,957	106,235	416,192			
			PD 06 - February	3	465,265	149,162	614,427			
			PD 07 - March	4	112,273	36,191	148,464			
			PD 08 - April	2	10,735	1,933	12,668			
			PD 09 - May	2	67,597	28,587	96,184			
			PD 10 - June	3	448,410	194,313	642,723			
			PD 11 - July	3	233,356	62,166	295,522			
			PD 12 - August	6	495,684	231,258	726,942			
			812000- SPH: Biostatistics Total				36	3,280,721	1,278,385	4,559,106
		813000- SPH: Environmental Health	PD 01 - September	4	291,720	109,838	401,558			
			PD 02 - October	3	35,312	17,662	52,974			
			PD 05 - January	4	1,641,970	315,490	1,957,460			
			PD 06 - February	1	7,713	4,319	12,032			
			PD 07 - March	4	454,792	72,928	527,720			
			PD 08 - April	7	1,068,130	452,265	1,520,395			
			PD 09 - May	6	500,480	117,635	618,115			
			PD 10 - June	2	1,254,473	309,063	1,563,536			
			PD 11 - July	11	1,200,879	327,469	1,528,348			
			PD 12 - August	9	1,056,404	301,300	1,357,704			
			813000- SPH: Environmental Health Total				51	7,511,873	2,027,969	9,539,842
					814000- SPH: Epidemiology	PD 01 - September	3	689,131	118,799	807,930
PD 02 - October	9	1,292,419				486,800	1,779,219			
PD 03 - November	4	885,522				256,609	1,142,131			
PD 04 - December	6	559,501				256,771	816,272			
PD 05 - January	6	585,994				261,321	847,315			
PD 06 - February	7	1,318,364				294,898	1,613,262			
PD 07 - March	4	572,870				223,705	796,575			

Emory University Award Statistics

Fiscal Year : 2016
Period : 12

Fiscal Year	Operating Unit	Department	Period	Awards Processed	Direct (\$)	Indirect (\$)	Total (\$)		
2014	22000- School of Public Health	814000- SPH: Epidemiology	PD 08 - April	15	2,721,939	763,509	3,485,448		
			PD 09 - May	5	973,113	314,418	1,287,531		
			PD 10 - June	14	3,028,874	993,488	4,022,362		
			PD 11 - July	5	1,367,512	754,673	2,122,185		
			PD 12 - August	9	2,610,531	762,245	3,372,776		
		814000- SPH: Epidemiology Total				87	16,605,770	5,487,236	22,093,006
		815000- SPH: Health Policy and Mngmnt	PD 01 - September	5	371,285	107,516	478,801		
			PD 02 - October	8	241,776	87,834	329,610		
			PD 03 - November	2	284,281	54,994	339,275		
			PD 04 - December	2	405,472	138,229	543,701		
			PD 05 - January	1	121,200	12,120	133,320		
			PD 06 - February	4	259,237	48,585	307,822		
			PD 07 - March	3	540,934	4,418	545,352		
			PD 08 - April	3	99,085	183,004	282,089		
			PD 09 - May	1	413,684	227,883	641,567		
			PD 10 - June	2	60,830	0	60,830		
			PD 11 - July	4	389,081	53,827	442,908		
			PD 12 - August	5	157,986	18,184	176,170		
		815000- SPH: Health Policy and Mngmnt Total				40	3,344,851	936,594	4,281,445
		816000- SPH: Global Health	PD 01 - September	9	651,754	59,600	711,354		
	PD 02 - October		8	618,793	55,164	673,957			
	PD 03 - November		9	1,312,630	316,583	1,629,213			
	PD 04 - December		10	795,045	171,467	966,512			
	PD 05 - January		7	6,137,225	1,201,823	7,339,048			
	PD 06 - February		5	1,425,223	89,702	1,514,925			
	PD 07 - March		5	222,427	27,611	250,038			
	PD 08 - April		14	3,789,653	738,728	4,528,381			
	PD 09 - May		9	946,959	116,788	1,063,747			
	PD 10 - June		6	762,827	195,207	958,034			
	PD 11 - July		6	548,919	60,545	609,464			
	PD 12 - August		7	675,008	227,773	902,781			
	816000- SPH: Global Health Total				95	17,886,463	3,260,991	21,147,454	
	817000- SPH: Global Health Institute		PD 08 - April	1	94,815	0	94,815		
			PD 12 - August	1	51,803	29,010	80,812		
		817000- SPH: Global Health Institute Total				2	146,618	29,010	175,627
	22000- School of Public Health Total				382	57,156,131	15,873,609	73,029,740	
	24000- School of Nursing	801200- SON: Dean's Office	PD 01 - September	2	42,626	23,870	66,496		
			801200- SON: Dean's Office Total				2	42,626	23,870
801215- SON: Office of the Dean		PD 08 - April	1	43,921	24,595	68,516			
		801215- SON: Office of the Dean Total				1	43,921	24,595	68,516
803100- SON: Adult & Elder Hlth Dept		PD 03 - November	1	3,500	0	3,500			
	PD 06 - February	1	5,000	0	5,000				

Emory University Award Statistics

Fiscal Year : 2016
Period : 12

Fiscal Year	Operating Unit	Department	Period	Awards Processed	Direct (\$)	Indirect (\$)	Total (\$)		
2014	24000- School of Nursing	803100- SON: Adult & Elder Hlth Dept Total		2	8,500	0	8,500		
		803300- SON: Academic Advancement	PD 01 - September	3	370,621	6,560	377,181		
			PD 02 - October	4	655,787	209,277	865,064		
			PD 03 - November	2	1,184,186	148,454	1,332,640		
			PD 04 - December	12	642,732	72,309	715,041		
			PD 05 - January	1	150,000	0	150,000		
			PD 06 - February	4	223,578	92,492	316,070		
			PD 07 - March	1	50,000	0	50,000		
			PD 08 - April	2	1,080,695	138,540	1,219,235		
			PD 09 - May	1	837,487	13,569	851,056		
			PD 10 - June	9	1,640,460	629,038	2,269,498		
			PD 11 - July	9	2,298,532	470,285	2,768,817		
			PD 12 - August	8	1,016,001	184,821	1,200,822		
			803300- SON: Academic Advancement Total		56	10,150,079	1,965,345	12,115,424	
			24000- School of Nursing Total		61	10,245,126	2,013,810	12,258,936	
		28000- Yerkes Primate Center	820000- YRK: Director's Office	PD 08 - April	2	6,898,385	2,682,867	9,581,252	
				PD 10 - June	0	(177)	88,779	88,602	
				PD 12 - August	1	965,802	215,705	1,181,507	
			820000- YRK: Director's Office Total		3	7,864,010	2,987,351	10,851,361	
			820010- YRK: Business Fin & Resrch Adm	PD 02 - October	1	1,000,000	0	1,000,000	
			820010- YRK: Business Fin & Resrch Adm Total		1	1,000,000	0	1,000,000	
			820400- YRK: Animal Resources	PD 10 - June	1	33,997	0	33,997	
			820400- YRK: Animal Resources Total		1	33,997	0	33,997	
			820421- YRK: Vet Med Main Station	PD 09 - May	1	150,000	117,750	267,750	
			820421- YRK: Vet Med Main Station Total		1	150,000	117,750	267,750	
			821000- YRK: Emory Vaccine Center		PD 01 - September	2	2,745,350	1,249,218	3,994,568
					PD 03 - November	2	56,722	24,596	81,318
				PD 04 - December	1	30,000	23,550	53,550	
				PD 05 - January	1	50,000	39,250	89,250	
				PD 06 - February	4	738,596	375,516	1,114,112	
		PD 08 - April		6	3,554,172	1,965,696	5,519,868		
		PD 09 - May		2	1,359,314	1,017,640	2,376,954		
		PD 10 - June		3	390,950	261,032	651,982		
		PD 11 - July		4	2,165,763	539,671	2,705,434		
		PD 12 - August		9	8,445,191	3,836,508	12,281,699		
	821000- YRK: Emory Vaccine Center Total		34	19,536,058	9,332,677	28,868,735			
	821100- YRK: Behav Neuro & Psych Dis		PD 02 - October	1	30,912	0	30,912		
			PD 03 - November	1	42,232	0	42,232		
			PD 06 - February	1	200,475	152,361	352,836		
			PD 07 - March	2	297,500	219,204	516,704		
			PD 09 - May	2	269,775	205,029	474,804		

Emory University Award Statistics

Fiscal Year : 2016
Period : 12

Fiscal Year	Operating Unit	Department	Period	Awards Processed	Direct (\$)	Indirect (\$)	Total (\$)
2014	28000- Yerkes Primate Center	821100- YRK: Behav Neuro & Psych Dis	PD 10 - June	4	333,735	111,731	445,466
			PD 11 - July	3	530,531	396,291	926,822
			PD 12 - August	4	350,213	219,801	570,014
		821100- YRK: Behav Neuro & Psych Dis Total		18	2,055,373	1,304,417	3,359,790
		821150- YRK: Ctr Trans Social NeuroSci	PD 12 - August	1	1,253,726	681,096	1,934,822
		821150- YRK: Ctr Trans Social NeuroSci Total		1	1,253,726	681,096	1,934,822
		821200- YRK: Microbiology & Immunology	PD 02 - October	2	912,648	290,584	1,203,232
			PD 03 - November	2	900,062	185,277	1,085,339
			PD 05 - January	2	115,553	87,569	203,122
			PD 06 - February	4	2,052,449	651,929	2,704,378
			PD 07 - March	1	444,567	270,898	715,465
			PD 08 - April	1	1,160,324	839,676	2,000,000
			PD 10 - June	6	1,027,094	369,875	1,396,969
			PD 11 - July	2	205,094	30,000	235,094
			PD 12 - August	5	1,893,607	1,061,363	2,954,970
			821200- YRK: Microbiology & Immunology Total		25	8,711,398	3,787,171
		821300- YRK: NND-Neuroscience	PD 03 - November	2	448,894	76,050	524,944
			PD 09 - May	3	705,942	539,641	1,245,583
			PD 10 - June	2	225,607	98,601	324,208
			PD 11 - July	2	144,991	113,819	258,810
			PD 12 - August	3	626,133	189,697	815,830
		821300- YRK: NND-Neuroscience Total		12	2,151,567	1,017,808	3,169,375
		821400- YRK: Dev & Cog Neuroscience	PD 02 - October	1	42,878	32,587	75,465
			PD 03 - November	1	141,012	107,170	248,182
			PD 04 - December	1	73,476	11,021	84,497
			PD 05 - January	1	211,436	160,691	372,127
			PD 07 - March	7	901,753	692,195	1,593,948
			PD 10 - June	1	113,969	49,864	163,833
			PD 11 - July	4	1,349,154	1,056,708	2,405,862
			PD 12 - August	2	96,942	73,886	170,828
		821400- YRK: Dev & Cog Neuroscience Total		18	2,930,620	2,184,122	5,114,742
		821500- YRK: Pathology Research	PD 01 - September	2	35,282	27,696	62,978
			PD 03 - November	1	310,368	235,879	546,247
			PD 04 - December	1	85,953	67,473	153,426
			PD 05 - January	1	56,066	44,012	100,078
			PD 09 - May	2	298,101	218,855	516,956
		821500- YRK: Pathology Research Total		7	785,770	593,915	1,379,685
		821600- YRK: NND-Sensory Motor Systems	PD 01 - September	1	848,096	402,132	1,250,228
			PD 02 - October	1	36,247	2,900	39,147
			PD 04 - December	1	99,820	7,986	107,806
			PD 07 - March	1	50,000	12,500	62,500
			PD 09 -	1	216,563	170,002	386,565

Emory University Award Statistics

Fiscal Year : 2016
Period : 12

Fiscal Year	Operating Unit	Department	Period	Awards Processed	Direct (\$)	Indirect (\$)	Total (\$)		
2014	28000- Yerkes Primate Center	821600- YRK: NND-Sensory Motor Systems	May						
			PD 10 - June	2	353,495	196,612	550,107		
			PD 11 - July	1	8,092	647	8,739		
			PD 12 - August	3	1,181,087	568,306	1,749,393		
		821600- YRK: NND-Sensory Motor Systems Total				11	2,793,400	1,361,085	4,154,485
		821800- YRK: Emory Inst Drug Dev	PD 01 - September	1	378,529	121,263	499,792		
			PD 02 - October	1	77,018	43,130	120,148		
			PD 11 - July	1	65,255	51,225	116,480		
		821800- YRK: Emory Inst Drug Dev Total				3	520,802	215,618	736,420
		28000- Yerkes Primate Center Total				135	49,786,721	23,583,010	73,369,731
	60000- President	080020- CL: VP & Dean for Campus Life	PD 04 - December	1	55,753	2,665	58,418		
			080020- CL: VP & Dean for Campus Life Total				1	55,753	2,665
		084030- Mental Health Fee	PD 12 - August	1	7,194	2,806	10,000		
		084030- Mental Health Fee Total				1	7,194	2,806	10,000
	60000- President Total				2	62,947	5,471	68,418	
	62000- EVP- Finance & Administration	153080- OIT: R-WIT Central Operations	PD 12 - August	1	158,803	0	158,803		
			153080- OIT: R-WIT Central Operations Total				1	158,803	0
		62000- EVP- Finance & Administration Total				1	158,803	0	158,803
	65000- EVP- Academic Affairs	903500- CenterforCommunityPartnerships	PD 01 - September	1	0	0	0		
			PD 02 - October	1	0	0	0		
903500- CenterforCommunityPartnerships Total				2	0	0	0		
915000- LITS: Ctr Digital Scholarship		PD 07 - March	1	14,000	0	14,000			
915000- LITS: Ctr Digital Scholarship Total				1	14,000	0	14,000		
930100- Global Strategy & Initiatives		PD 07 - March	1	15,000	0	15,000			
930100- Global Strategy & Initiatives Total				1	15,000	0	15,000		
65000- EVP- Academic Affairs Total				4	29,000	0	29,000		
68000- EVP- Health Affairs	701500- Winship Cancer Institute	PD 01 - September	1	0	0	0			
		PD 02 - October	1	26,928	10,502	37,430			
		PD 04 - December	1	395,009	221,205	616,214			
		PD 08 - April	1	861,621	482,506	1,344,127			
		PD 09 - May	2	56,584	21,822	78,406			
		PD 11 - July	2	349,484	195,466	544,950			
		PD 12 - August	1	128,380	71,893	200,273			
	701500- Winship Cancer Institute Total				9	1,818,006	1,003,393	2,821,399	
	702500- Emory Transplant Center	PD 10 - June	1	167,845	0	167,845			
	702500- Emory Transplant Center Total				1	167,845	0	167,845	
708500- CARES Program	PD 04 - December	4	675,000	0	675,000				
708500- CARES Program Total				4	675,000	0	675,000		
68000- EVP- Health Affairs Total				14	2,660,851	1,003,393	3,664,244		
2014 Total				2838	397,543,772	124,283,417	521,827,189		

Emory University Award Statistics

Fiscal Year : 2016
Period : 12

12/15/2016

Fiscal Year	Operating Unit	Department	Period	Awards Processed	Direct (\$)	Indirect (\$)	Total (\$)
Grand Total				8718	1,268,652,295	400,177,886	1,668,830,181

Emory University Award Statistics

Fiscal Year : 2016
Period : 12

Collaborative Splits Period 12 and FYTD

Period	Operating Unit	Total Awarded (\$)	Collaborative In (\$)	Collaborative Out (\$)	Total (\$)
PD 12 - August	10000- Emory College	4,703,718	55,999	319,916	4,439,801
	11000- Graduate School of Arts & Scie	1,439,420	0	0	1,439,420
	12000- Law School	52,000	0	0	52,000
	20000- School of Medicine	70,730,026	1,376,068	2,465,628	69,640,466
	22000- School of Public Health	12,434,298	484,155	546,145	12,372,308
	24000- School of Nursing	2,077,314	121,149	32,925	2,165,538
	28000- Yerkes Primate Center	9,447,455	2,346,250	1,022,400	10,771,305
	62000- EVP-Finance & Administration	0	156	0	156
	65000- EVP-Academic Affairs	54,405	32,676	55,315	31,766
	68000- EVP-Health Affairs	68,200	25,876	0	94,076
PD 12 - August Total		101,006,836	4,442,329	4,442,329	101,006,836

Fiscal Year	Operating Unit	Total Awarded (\$)	Collaborative In (\$)	Collaborative Out (\$)	Total (\$)
2016	10000- Emory College	21,386,845	431,337	1,830,704	19,987,478
	11000- Graduate School of Arts & Scie	1,862,250	65,209	59,737	1,867,722
	12000- Law School	815,972	0	0	815,972
	14000- Candler School of Theology	645,971	0	0	645,971
	16000- Goizueta Business School	651,350	110	0	651,460
	20000- School of Medicine	264,107,021	4,120,346	4,722,427	263,504,940
	22000- School of Public Health	75,426,423	1,360,153	835,559	75,951,017
	24000- School of Nursing	11,845,660	443,203	445,182	11,843,681
	28000- Yerkes Primate Center	51,102,732	4,132,796	2,538,428	52,697,100
	60000- President	159,091	0	0	159,091
	62000- EVP-Finance & Administration	0	156	0	156
	65000- EVP-Academic Affairs	1,197,127	32,676	151,511	1,078,292
	68000- EVP-Health Affairs	2,070,117	25,876	28,314	2,067,679
2016 Total		431,270,559	10,611,862	10,611,862	431,270,559

Emory University Award Statistics

Fiscal Year : 2016
Period : 12

Award Detail - Period

Award Detail Period 12, FY 2016

Date run: 12/15/2016

Operating Unit	Department	Award	Sponsor Name	Award Agency Id	Principal Investigator	Total (\$)	Direct (\$)	Indirect (\$)	Purpose Type	Proposal Type	Sponsor Type	Award Period
10000- Emory College	831000- ECAS: Biology	0000025410- CENTER FOR STATISTICS AND QUAN	FRED HUTCHINSON CANCER RESEARCH CENTER	215918	0035316- Antia,Rustom N	36,474	23,381	13,093	Research	Supplemental	Private	12-SEP-14 - 30-JUN-17
10000- Emory College	831000- ECAS: Biology	0000034796- Control of leaf patterning thr	US ISRAEL BINATIONAL SCIENCE FOUNDATION	2015093	0393676- Deal,Roger B	22,500	19,565	2,935	Research	New	Foreign	01-OCT-16 - 30-SEP-17
10000- Emory College	831000- ECAS: Biology	0000037397- Constancy and Variability in a	NIH NATL INST OF NEUROLOGICAL DISORDERS	4R01NS085006-04	0001146- Calabrese,Ronald L	337,575	218,750	118,825	Research	Continuation	Federal	01-AUG-16 - 31-JUL-17
10000- Emory College	831000- ECAS: Biology	0000037442- US-UK Collab: Understanding th	NIH NATL INSTITUTE OF GENERAL MEDICAL SC	4R01GM109501-04	0368374- De Roode,Jacobus Cornelis	330,910	267,430	63,480	Research	Continuation	Federal	01-AUG-16 - 31-JUL-17
10000- Emory College	831010- ECAS: Chemistry	0000022709- Renewal: Early events in prote	NIH NATL INSTITUTE OF HEALTH	5R01GM053640-20	0384974- Dyer,Richard Brian	344,700	225,000	119,700	Research	Continuation	Federal	01-AUG-14 - 31-JUL-18
10000- Emory College	831010- ECAS: Chemistry	0000023568- Protein architecture and energ	ALBERT EINSTEIN COLLEGE OF MEDICINE	31610E	0384974- Dyer,Richard Brian	434,959	285,335	149,624	Research	Continuation	University	15-AUG-14 - 30-APR-17
10000- Emory College	831010- ECAS: Chemistry	0000023568- Protein architecture and energ	ALBERT EINSTEIN COLLEGE OF MEDICINE	31610E	0384974- Dyer,Richard Brian	0	0	0	Research	Renewal	University	15-AUG-14 - 30-APR-17
10000- Emory College	831010- ECAS: Chemistry	0000027950- The Role of Methanol Photolysi	NASA	NNX15AH74G-001	0381538- Widicus Weaver,Susanna	117,000	76,481	40,519	Research	Continuation	Federal	31-MAR-15 - 28-FEB-17
10000- Emory College	831010- ECAS: Chemistry	0000028866- CAREER: Catalytic Selective Ox	NATL SCIENCE FOUNDATION	CHE-1455211	0391354- Scarborough,Christopher C	269,999	181,355	88,644	Research	Continuation	Federal	01-SEP-15 - 31-AUG-20
10000- Emory College	831010- ECAS: Chemistry	0000029849- Engineering the Regioselectivi	NATL SCIENCE FOUNDATION	CHE-1506405	0360476- Lutz,Stefan	135,000	89,495	45,505	Research	Continuation	Federal	01-AUG-15 - 31-JUL-18
10000- Emory College	831010- ECAS: Chemistry	0000034231- Understanding why the chemistr	NATL SCIENCE FOUNDATION	CHE1565912	0001523- Heaven,Michael C	409,500	274,362	135,138	Research	Renewal	Federal	01-SEP-16 - 31-AUG-19
10000- Emory College	831010- ECAS: Chemistry	0000034668- NSF/DMR-BSF: Supramolecular mu	NATL SCIENCE FOUNDATION	1610377	0351621- Lynn,David G.	450,000	300,321	149,679	Research	New	Federal	01-SEP-16 - 31-AUG-19
10000- Emory College	831010- ECAS: Chemistry	0000034881- Advanced Electronic Structure	US DEPARTMENT OF ENERGY	DE_SC0016004	0399988- Evangelista,Francesco	750,137	490,801	259,336	Research	New	Federal	15-JUL-16 - 14-JUL-17
10000- Emory College	831010- ECAS: Chemistry	0000037443- Alfred P. Sloan Research Fello	ALFRED P SLOAN FOUNDATION	FG-20166748	0399988- Evangelista,Francesco	55,000	55,000	0	Training	New	Private	15-SEP-16 - 14-SEP-18
10000- Emory College	831020- ECAS: Math & Computer Science	0000030964- TWC: Small: Rigorous and Custo	NATL SCIENCE FOUNDATION	1618932	0370404- Xiong,Li	456,399	304,426	151,973	Research	New	Federal	01-SEP-16 - 31-AUG-19
10000- Emory College	831020- ECAS: Math & Computer Science	0000034895- Research in Moonshine	SIMONS FOUNDATION	316799	0409410- Duncan,John F	8,708	7,952	756	Research	New	Private	01-JUL-15 - 31-AUG-17
10000- Emory College	831020- ECAS: Math & Computer Science	0000034938- Efficient Modeling of Incompre	NATL SCIENCE FOUNDATION	DMS:1620406	0378024- Veneziani,Alessandro	86,448	57,045	29,403	Research	New	Federal	01-JUL-16 - 30-JUN-19
10000- Emory College	831030- ECAS: Physics	0000034659- Using the emulsion glass trans	NATL SCIENCE FOUNDATION	DMR1609763	0345906- Weeks,Eric Richard	378,513	255,575	122,938	Research	New	Federal	01-SEP-16 - 31-AUG-19
10000- Emory College	832000- ECAS: Anthropology	0000022113- NSF-AHRC MOU: IBSS: Homo faber	NATL SCIENCE FOUNDATION	1634001-001	0385784- Stout,Dietrich	5,760	5,760	0	Research	Supplemental	Federal	01-AUG-14 - 31-JAN-18
10000- Emory College	832000- ECAS: Anthropology	0000034837- Doctoral Dissertation Research	NATL SCIENCE FOUNDATION	1613577	0407218- Thompson,Jessica	25,187	19,990	5,197	Research	New	Federal	15-JUL-16 - 28-FEB-17
10000- Emory College	832000- ECAS: Anthropology	0000035050- IBSS - L:The effect of social	NATL SCIENCE FOUNDATION	1620416	0403888- Hooper,Paul	880,000	768,331	111,669	Research	New	Federal	01-SEP-16 - 31-AUG-21
10000- Emory College	832000- ECAS: Anthropology	0000036302- Cross-Cultural Insights into W	ST LOUIS UNIVERSITY	00031846-1	0379965- Little,Peter	248,000	225,455	22,545	Research	New	University	01-JUL-16 - 30-JUN-18
10000- Emory College	832030- ECAS: Environmental Science	0000037255- EXAMINATION OF CHIMPANZEE GAST	FRANKLIN AND MARSHALL COLLEGE	-	0382869- Gillespie,Thomas Robert	37,497	26,976	10,521	Research	New	University	03-JUN-16 - 02-JUN-21
10000- Emory College	832070- ECAS: Psychology	0000034573- Dynamics of Inflammation and i	NIH NATL INSTITUTE OF MENTAL HEALTH	1R01MH108605-01A1	0403712- Treadway,Michael T	467,894	299,932	167,962	Research	New	Federal	20-JUL-16 - 31-MAR-21
10000- Emory College	832070- ECAS: Psychology	0000036242- Mechanisms of Learning Across	NIH NATL INST OF CHILD HEALTH AND HUMAN	T32HD071845	0377325- Bauer,Patricia	0	0	0	Training	Continuation	Federal	01-MAY-16 - 30-APR-18
10000- Emory College	837010- ECAS: Ctr Humanistic Inquiry	0000036460- The Changing Landscape of Publ	ANDREW W MELLON FOUNDATION	21600656	0160873- Elliott,Michael A.	225,000	225,000	0	Other	New	Private	01-JUL-16 - 30-JUN-20
11000- Graduate School of Arts & Scie	861600- GRS: Special Funding	0000029203- Graduate Research Fellowship P	NATL SCIENCE FOUNDATION	DGE1444932	0372295- Tedesco,Lisa A.	1,426,000	1,426,000	0	Training	Supplemental	Federal	01-JUL-14 - 30-JUN-19
11000- Graduate School of Arts & Scie	863300- GRS: Anthropology	0000038217- Evolution of oxytocin and vaso	L S B LEAKEY FOUNDATION	2016/2017	2093770- Rogers,Christina Noelle	13,420	13,420	0	Research	New	Private	01-JUL-16 - 30-JUN-17
12000- Law School	881420- School of Law	0000025560- Advancing Juvenile Justice Ref	ANNIE E CASEY FOUNDATION	213.0416	0360968- Carter,Melissa D	52,000	52,000	0	Other	Continuation	Private	01-DEC-13 - 31-AUG-16
20000- School of Medicine	720820- SOM: ACTSI	0000035642- ACTSI TL1Award - Year 10	NIH NATL CTR FOR ADVANCING TRANSLATIONAL	4TL1TR000456-10	0007740- Stephens,David Samuel	249,741	240,597	9,144	Training	Continuation	Federal	01-JUN-16 - 31-MAY-17
20000- School of Medicine	720820- SOM: ACTSI	0000035643- ACTSI KL2 Award - Year 10	NIH NATL CTR FOR ADVANCING	4KL2TR000455-10	0007740- Stephens,David Samuel	730,503	687,381	43,122	Research	Continuation	Federal	01-JUN-16 - 31-MAY-17

Emory University Award Statistics

Fiscal Year : 2016
Period : 12

12/15/2016

Operating Unit	Department	Award	Sponsor Name	Award Agency Id	Principal Investigator	Total (\$)	Direct (\$)	Indirect (\$)	Purpose Type	Proposal Type	Sponsor Type	Award Period
			TRANSLATIONAL									
20000- School of Medicine	720820- SOM: ACTSI	0000035645- ACTSI UL1 Award - Year 10	NIH NATL CTR FOR ADVANCING TRANSLATIONAL	4UL1TR000454-10	0007740- Stephens,David Samuel	5,147,598	4,432,484	715,114	Other	Continuation	Federal	01-JUN-16 - 31-MAY-17
20000- School of Medicine	723000- SOM: Biochem: Admin	0000016364- Targeted Glycomics and Affinit	VAN ANDEL INSTITUTE	EMORY-BH-1 0-40234-1	0372315- Smith,David Fletcher	54,997	35,482	19,515	Research	Continuation	Private	08-AUG-12 - 30-JUN-16
20000- School of Medicine	723000- SOM: Biochem: Admin	0000024301- Them1-Mediated Control of Ener	BRIGHAM AND WOMENS HOSPITAL	109407	0377695- Ortlund,Eric A.	8,415	8,415	0	Training	Supplemental	Private	01-JUL-13 - 30-JUN-16
20000- School of Medicine	723000- SOM: Biochem: Admin	0000025620- DNA Methylation: Structures, F	NIH NATL INST OF GENERAL MEDICAL SCIENCE	3R01GM049245-23S1	0126280- Cheng,Xiaodong	387,900	250,000	137,900	Research	Continuation	Federal	01-AUG-14 - 31-JUL-18
20000- School of Medicine	723000- SOM: Biochem: Admin	0000025811- Defining the neuronal function	NIH NATL INST OF GENERAL MEDICAL SCIENCE	5F31GM112418-03	1420274- Morris,Kevin J	43,576	43,576	0	Training	Continuation	Federal	15-SEP-14 - 14-SEP-17
20000- School of Medicine	723000- SOM: Biochem: Admin	0000025984- Biology of the ARL13B GTPase	NIH NATL INST OF GENERAL MEDICAL SCIENCE	5R01GM110663-03	0097612- Kahn,Richard A	427,485	275,000	152,485	Research	Continuation	Federal	30-SEP-14 - 31-AUG-18
20000- School of Medicine	723000- SOM: Biochem: Admin	0000026071- A Novel Mechanism of GTPase Re	NIH NATL CANCER INSTITUTE	5F31CA189672-03	1340543- Francis,Joshua Wayne	43,576	43,576	0	Training	Continuation	Federal	01-SEP-14 - 31-AUG-17
20000- School of Medicine	723000- SOM: Biochem: Admin	0000028751- The Contributions of Neuronal	HOWARD HUGHES MEDICAL INSTITUTE	HHMI-Janella Farm fe	1615283- Eliason,Jessica	10,000	10,000	0	Training	Continuation	Private	01-APR-15 - 29-MAR-17
20000- School of Medicine	723000- SOM: Biochem: Admin	0000030500- Facile Chemical Methods for Re	NIH NATL INST OF GENERAL MEDICAL SCIENCE	5U01GM116254-02	0373426- Song,Xuezheng	526,969	415,439	111,530	Research	Continuation	Federal	01-SEP-15 - 31-AUG-18
20000- School of Medicine	723000- SOM: Biochem: Admin	0000033952- Biochemical & Genetic Analysis	NIH NATL INST OF GENERAL MEDICAL SCIENCE	1 R01 GM120271-01	0001291- Reines,Daniel	325,288	210,000	115,288	Research	New	Federal	01-SEP-16 - 31-MAY-20
20000- School of Medicine	723000- SOM: Biochem: Admin	0000034525- Next generation glycan microar	NIH NATL INST OF GENERAL MEDICAL SCIENCE	1R21GM122632-01	0373426- Song,Xuezheng	302,640	194,000	108,640	Research	New	Federal	01-SEP-16 - 31-AUG-18
20000- School of Medicine	723000- SOM: Biochem: Admin	0000035134- Regulation of LRH-1 by Small M	NIH NATL INST OF DIABETES DIGESTIVE AND	1F31DK111171-01	0382822- Mays,Suzanne Gilchrist	43,576	43,576	0	Training	New	Federal	01-AUG-16 - 31-JUL-19
20000- School of Medicine	723000- SOM: Biochem: Admin	0000035225- The role of soluble lipid tran	Pediatric Endocrine Society	-	0404664- El Bejjani,Mireille	50,000	47,619	2,381	Training	New	Private	01-JUL-16 - 30-JUN-17
20000- School of Medicine	724000- SOM: BME: Admin	0000037535- DNA nanotechnology for treatme	GEORGIA INSTITUTE OF TECHNOLOGY	Q1651-S2	0403901- Ke,Yonggang	(100,000)	(100,000)	0	Other	New	University	01-JUL-15 - 01-JUL-15
20000- School of Medicine	724000- SOM: BME: Admin	0000037659- Contribution of Ultra Low Freq	NIH NATL INST OF NEUROLOGICAL DISORDERS	4R01NS078095-05	0367965- Keilholz,Shella Dawn	326,842	225,258	101,584	Research	Continuation	Federal	01-AUG-16 - 31-JUL-17
20000- School of Medicine	724500- SOM: Cell Biology: Admin	0000026389- Rescuing the Fragile X Syndrom	UNIV OF MASSACHUSETTS MEDICAL SCHOOL	WA00441545-0SP201700	0369118- Bassell,Gary J	412,487	264,415	148,072	Research	Continuation	University	22-SEP-14 - 31-MAY-17
20000- School of Medicine	724500- SOM: Cell Biology: Admin	0000031357- Ion Channel and Lipid Scrambla	NIH NATL INST OF ARTHRITIS MUSCULOSKELET	5R01AR067786-02	0006912- Hartzell Jr.,Harrison C	340,740	220,000	120,740	Research	Continuation	Federal	17-SEP-15 - 31-AUG-19
20000- School of Medicine	724500- SOM: Cell Biology: Admin	0000035027- The Role of Anoctamin 6 in Pho	NIH NATL INST OF GENERAL MEDICAL SCIENCE	1F31GM116556-01A1	2076461- Whitlock,Jarred Marcus	43,576	43,576	0	Research	New	Federal	08-JUL-16 - 07-JUL-18
20000- School of Medicine	725000- SOM: Hum Gen: Admin	0000001743- REGISTRIES RESEARCH SUPPORT A	GENZYME CORPORATION	G6383350	0001480- Fernhoff,Paul	39,800	31,462	8,338	Research	Supplemental	Corporate	01-JAN-04 - 01-APR-19
20000- School of Medicine	725000- SOM: Hum Gen: Admin	0000018816- Translational Regulation in Ad	UNIVERSITY OF WISCONSIN-MADISON	409K065	0330548- Jin,Peng	15,012	9,685	5,327	Research	Continuation	University	01-SEP-12 - 30-JUN-17
20000- School of Medicine	725000- SOM: Hum Gen: Admin	0000029323- Mechanism of phosphatidylinosi	MARCH OF DIMES	1-FY15-343	0368143- Caspary,Tamara Jeanne	100,000	90,909	9,091	Research	Continuation	Private	01-JUN-15 - 31-MAY-18
20000- School of Medicine	725000- SOM: Hum Gen: Admin	0000030103- Intervention and Outcomes in D	PATIENT CENTERED OUTCOMES RESEARCH INSTI	CER-1408-19941	0002596- Fridovich-Keil,Judith L.	1,669,106	1,204,735	464,371	Research	Continuation	Private	01-JUL-15 - 31-OCT-18
20000- School of Medicine	725000- SOM: Hum Gen: Admin	0000030423- Using DNA Methylation Data to	NIH NATL INSTITUTE ON AGING	5F31AG051310-02	2005446- Robins,Chloe	43,576	43,576	0	Training	Continuation	Federal	01-SEP-15 - 31-AUG-18
20000- School of Medicine	725000- SOM: Hum Gen: Admin	0000030883- Mechanism, modification, and i	NIH NATL INST OF DIABETES DIGESTIVE AND	1R01DK107900-01 REVI	0002596- Fridovich-Keil,Judith L.	23,876	15,305	8,571	Research	Supplemental	Federal	01-DEC-15 - 30-NOV-19
20000- School of Medicine	725000- SOM: Hum Gen: Admin	0000032083- HPP Registry: ALX-HPP-501 - An	OUTCOME SCIENCES	ALX-HPP-501	0403363- Wilcox,William R	2,394	1,710	684	Other	Supplemental	Corporate	19-OCT-15 - 19-OCT-20
20000- School of Medicine	725000- SOM: Hum Gen: Admin	0000032440- 111-901: Achondroplasia BMN	BIOMARIN PHARMACEUTICALS	-	0403363- Wilcox,William R	1,321	950	371	Other	Supplemental	Corporate	02-SEP-15 - 02-SEP-19
20000- School of Medicine	725000- SOM: Hum Gen: Admin	0000032572- LTS14116: an open-label, mutic	GENZYME CORPORATION	LTS14116	0403363- Wilcox,William R	10,609	7,578	3,031	Other	Supplemental	Corporate	22-JUL-15 - 21-JUL-19
20000- School of Medicine	725000- SOM: Hum Gen: Admin	0000033917- AGT-182-103 MPSI Armagen Exten	ArmaGen Inc	AGT-181-102	0403363- Wilcox,William R	29,026	21,501	7,525	Other	Supplemental	Corporate	18-NOV-15 - 18-NOV-21
20000- School of Medicine	725000- SOM: Hum Gen: Admin	0000037048- 2/5 International Consortium o	NIH NATL INSTITUTE OF MENTAL HEALTH	4U01MH101720-04	0007209- Warren,Stephen Theodore	1,098,927	870,406	228,521	Research	Continuation	Federal	01-AUG-16 - 31-JUL-17
20000- School of Medicine	725000- SOM: Hum Gen: Admin	0000037076- Down Syndrome Cognition Projec	Lumind Foundation	-	0002741- Sherman,Stephanie L	275,000	250,000	25,000	Research	Renewal	Private	01-JUN-16 - 31-MAY-17
20000- School of Medicine	725005- SOM: Hum Gen: Medical Genetics	0000023575- Long-Term Registry of Patients	Horizon Pharma, Inc	Long-Term Registry	0004288- Singh,Rani H	7,169	5,310	1,859	Other	Supplemental	Corporate	03-DEC-13 - 02-DEC-17
20000- School of Medicine	725005- SOM: Hum Gen: Medical Genetics	0000033231- Creation of Newborn Screening	SWEDISH ORPHAN BIOVITRUM AB (SOBI)	-	0004288- Singh,Rani H	44,260	32,785	11,475	Other	Supplemental	Foreign	01-AUG-15 - 31-JUL-17

Emory University Award Statistics

Fiscal Year : 2016
Period : 12

Operating Unit	Department	Award	Sponsor Name	Award Agency Id	Principal Investigator	Total (\$)	Direct (\$)	Indirect (\$)	Purpose Type	Proposal Type	Sponsor Type	Award Period
20000- School of Medicine	725005- SOM: Hum Gen: Medical Genetics	0000035563- Precision medicine in muscular	MUSCULAR DYSTROPHY ASSOCIATION	MDA418496	0373190- Hegde, Madhuri	100,000	90,909	9,091	Research	New	Private	01-AUG-16 - 31-JUL-17
20000- School of Medicine	725005- SOM: Hum Gen: Medical Genetics	0000037103- Fabry feasibility study (act)	Competitive Drug Development Intl Ltd	-	0361102- Laney, Dawn Alyssia	0	0	0	Other	New	Foreign	07-JUL-16 - 06-JUL-17
20000- School of Medicine	725005- SOM: Hum Gen: Medical Genetics	0000037561- Monocyte assay as a functional	JAIN FOUNDATION	-	0373190- Hegde, Madhuri	100,093	100,093	0	Research	Renewal	Private	09-AUG-16 - 21-AUG-17
20000- School of Medicine	725005- SOM: Hum Gen: Medical Genetics	0000037912- AAKP Fabry family testing proj	American Association of Kidney Patient	13894	0361102- Laney, Dawn Alyssia	106,250	82,878	23,372	Research	New	Private	01-JAN-16 - 01-JAN-21
20000- School of Medicine	725005- SOM: Hum Gen: Medical Genetics	0000038206- Medical Food Assistance Progra	GEORGIA DEPT OF PUBLIC HEALTH	40500-042-17171944	0004288- Singh, Rani H	1,175,174	1,068,340	106,834	Other	New	State	01-JUL-16 - 30-JUN-17
20000- School of Medicine	725500- SOM: Micro/Immun: Admin	0000014078- System biology of innate and a	EUROPEAN COMMISSION DELEGATION	F4-2011-280873	0068187- Ahmed, Rafi	138,780	86,738	52,042	Research	Supplemental	Private	01-OCT-11 - 30-SEP-16
20000- School of Medicine	725500- SOM: Micro/Immun: Admin	0000016091- Center for HIV/AIDS Vaccine Im	SCRIPPS RESEARCH INSTITUTE	5-52754	0068187- Ahmed, Rafi	77,500	50,000	27,500	Research	Continuation	Private	15-JUL-12 - 30-JUN-17
20000- School of Medicine	725500- SOM: Micro/Immun: Admin	0000023115- The Role of CXCR6 in Lung Airw	NIH NATL HEART LUNG AND BLOOD INSTITUTE	5F30HL118954-03	1831841- McMaster, Sean Ryan	48,576	48,576	0	Training	Continuation	Federal	02-SEP-14 - 01-SEP-18
20000- School of Medicine	725500- SOM: Micro/Immun: Admin	0000024170- Adjuvants for skin immunizatio	NIH NATL INST OF ALLERGY AND INFECTIOUS	5R01AI111557-03	0362674- Skountzou, Ioanna	785,860	577,572	208,288	Research	Continuation	Federal	05-AUG-14 - 31-JUL-18
20000- School of Medicine	725500- SOM: Micro/Immun: Admin	0000027191- Dengue Virus Infection in Indi	NIH NATL INST OF ALLERGY AND INFECTIOUS	5U01AI115651-02 REVI	0068187- Ahmed, Rafi	412,049	304,830	107,219	Research	Supplemental	Federal	01-FEB-15 - 31-JAN-20
20000- School of Medicine	725500- SOM: Micro/Immun: Admin	0000029392- Development of Antibody Therap	DEFENSE ADVANCED RESEARCH PROJECT AGENCY	W31P4Q-14-1-0010	0068187- Ahmed, Rafi	821,350	526,506	294,844	Research	Continuation	Federal	22-SEP-14 - 11-AUG-18
20000- School of Medicine	725500- SOM: Micro/Immun: Admin	0000029570- Identification and Hit-to-Lead	GEORGIA STATE UNIVERSITY	SP00012035-01	0389442- Lowen, Anice Carmen	9,945	6,375	3,570	Research	Continuation	University	01-JUL-15 - 30-JUN-17
20000- School of Medicine	725500- SOM: Micro/Immun: Admin	0000030301- Epigenetics of Autoimmunity -	UNIVERSITY OF CALIFORNIA SAN FRANCISCO	8503sc	0000866- Boss, Jeremy M	390,000	250,000	140,000	Research	Continuation	University	01-SEP-14 - 30-APR-17
20000- School of Medicine	725500- SOM: Micro/Immun: Admin	0000034271- Impact of selective genome pac	NIH NATL INST OF ALLERGY AND INFECTIOUS	1R01AI125268-01	0389442- Lowen, Anice Carmen	387,459	250,000	137,459	Research	New	Federal	04-AUG-16 - 31-JUL-20
20000- School of Medicine	725500- SOM: Micro/Immun: Admin	0000034376- Predoctoral Training Program i	NIH NATL INST OF GENERAL MEDICAL SCIENCE	4T32GM008490-24	0000866- Boss, Jeremy M	414,955	394,884	20,071	Training	Continuation	Federal	01-JUL-16 - 30-JUN-17
20000- School of Medicine	725500- SOM: Micro/Immun: Admin	0000036601- Deciphering the role of long n	CANCER RESEARCH INSTITUTE	-	1711886- Hudson, William Harris	56,500	56,500	0	Training	New	Private	01-JUL-16 - 30-JUN-19
20000- School of Medicine	725500- SOM: Micro/Immun: Admin	0000037085- Reassortment of influenza viru	NIH NATL INST OF ALLERGY AND INFECTIOUS	4R01AI099000-05	0389442- Lowen, Anice Carmen	385,800	250,000	135,800	Research	Continuation	Federal	01-SEP-16 - 31-AUG-17
20000- School of Medicine	725500- SOM: Micro/Immun: Admin	0000037479- Novel Vaccine to Enhance Bread	GEORGIA STATE UNIVERSITY	SP00012355-02	0010226- Compans, Richard W	76,331	48,930	27,401	Research	New	University	06-MAY-16 - 31-JUL-17
20000- School of Medicine	726000- SOM: Pharmacology: Admin	0000029532- Pathomechanisms of dopamine dy	US DEPARTMENT OF DEFENSE	W81XWH-15-1-0545	0382683- Hess, Ellen J	1,239,097	794,293	444,804	Research	Continuation	Federal	15-SEP-15 - 14-SEP-18
20000- School of Medicine	726000- SOM: Pharmacology: Admin	0000030829- YAP inhibition in pediatric gl	RALLY FOUNDATION FOR CHILDHOOD CANCER RE	00046985	0392735- Read, Renee D	50,000	50,000	0	Research	Continuation	Private	01-APR-15 - 30-JUN-17
20000- School of Medicine	726000- SOM: Pharmacology: Admin	0000031515- SIMPLE-regulated trafficking a	NIH NATL INST OF NEUROLOGICAL DISORDERS	5R01NS092343-02	0357168- Li, Lian	332,748	214,818	117,930	Research	Continuation	Federal	30-SEP-15 - 31-JUL-20
20000- School of Medicine	726000- SOM: Pharmacology: Admin	0000033365- The Jackson Laboratory Center	JACKSON LABORATORY	TBI / PO 207001	0026631- Traynelis, Stephen F	9,299	5,961	3,338	Research	Continuation	Private	15-AUG-15 - 30-JUN-17
20000- School of Medicine	726000- SOM: Pharmacology: Admin	0000034092- Inflammatory control of blood-	NIH NATL INST OF NEUROLOGICAL DISORDERS	3R01NS097776-01S1	0011448- Dingledine, Raymond	68,796	68,796	0	Research	Supplemental	Federal	15-MAY-16 - 30-APR-21
20000- School of Medicine	726000- SOM: Pharmacology: Admin	0000034445- Autophagy in Microglial Activa	BRIGHTFOCUS FOUNDATION	A2016501S	0368631- Mao, Zixu	100,000	100,000	0	Research	New	Private	01-JUN-16 - 30-JUN-19
20000- School of Medicine	726000- SOM: Pharmacology: Admin	0000034555- The Role of Drosha in the Path	NIH NATL INST OF NEUROLOGICAL DISORDERS	1R01NS095269-01A1REV	0368631- Mao, Zixu	402,518	258,025	144,493	Research	New	Federal	01-AUG-16 - 30-JUN-21
20000- School of Medicine	726000- SOM: Pharmacology: Admin	0000034965- Functional effects of ion chan	NIH NATL INST OF NEUROLOGICAL DISORDERS	1 R24 NS092989-01A1	0026631- Traynelis, Stephen F	261,240	175,000	86,240	Research	New	Federal	01-AUG-16 - 31-JUL-20
20000- School of Medicine	726000- SOM: Pharmacology: Admin	0000036998- Oxidation-dependent Regulation	NIH NATL INSTITUTE ON AGING	4R01AG023695-09	0368631- Mao, Zixu	319,800	205,000	114,800	Research	Continuation	Federal	01-SEP-16 - 30-JUN-18
20000- School of Medicine	726000- SOM: Pharmacology: Admin	0000037429- Mechanism of Action of Novel S	NIH NATL INST OF NEUROLOGICAL DISORDERS	4R01NS065371-08	0026631- Traynelis, Stephen F	341,250	218,750	122,500	Research	Continuation	Federal	01-AUG-16 - 31-JUL-17
20000- School of Medicine	726000- SOM: Pharmacology: Admin	0000037612- Nucleocytoplasmic Transport in	NIH NATL INST OF ARTHRITIS MUSCULOSKELET	4R01AR062483-05	0026643- Pavlath, Grace K	346,894	225,000	121,894	Research	Continuation	Federal	01-AUG-16 - 31-JUL-17
20000- School of Medicine	726500- SOM: Physiology: Admin	0000029569- IRACDA Fellowships in Research	NIH NATL INST OF GENERAL MEDICAL SCIENCE	5K12GM000680-17	0001481- Eaton, Douglas Charles	1,309,351	1,225,545	83,806	Research	Continuation	Federal	01-SEP-15 - 31-AUG-20
20000- School of Medicine	726500- SOM: Physiology: Admin	0000031922- Role of HLA/MHCII in Parkinson	NIH NATL INST OF NEUROLOGICAL DISORDERS	5R01NS092122-02	0385447- Tansey, Mariadelourdes Gamez	336,925	228,566	108,359	Research	Continuation	Federal	30-SEP-15 - 30-JUN-20
20000- School of Medicine	726500- SOM: Physiology: Admin	0000034941- Continuous sensor-based homeca	CRAIG H NEILSEN FOUNDATION	385164	0332270- Hochman, Shawn	200,000	181,818	18,182	Research	New	Private	31-AUG-16 - 30-AUG-19

Emory University Award Statistics

Fiscal Year : 2016
Period : 12

Operating Unit	Department	Award	Sponsor Name	Award Agency Id	Principal Investigator	Total (\$)	Direct (\$)	Indirect (\$)	Purpose Type	Proposal Type	Sponsor Type	Award Period
20000- School of Medicine	726500- SOM: Physiology: Admin	0000035047- Compromised Ad-LTMRs function	CRAIG H NEILSEN FOUNDATION	3517818	0335786- Garraway,Sandra M	150,000	136,364	13,636	Research	New	Private	31-AUG-16 - 30-AUG-17
20000- School of Medicine	726500- SOM: Physiology: Admin	0000035171- The effects of alpha-synuclein	NIH NATL INST OF NEUROLOGICAL DISORDERS	1F31NS098673-01	2093351- Butkovich,Laura MacQueen	43,576	43,576	0	Training	New	Federal	01-AUG-16 - 31-JUL-19
20000- School of Medicine	730000- SOM: Anesthesiology: Admin	0000030876- Mobilization of endogenous bon	AMER HEART ASSOCIATION	15POST25710112	0403193- Wei,Zheng Zachory	48,340	48,340	0	Training	Continuation	Private	01-JUL-15 - 30-JUN-17
20000- School of Medicine	730000- SOM: Anesthesiology: Admin	0000030878- Direct reprogramming of astrocy	AMER HEART ASSOCIATION	15PPRE25710020	2012429- Jiang,Qize	26,000	26,000	0	Research	Continuation	Private	01-JUL-15 - 30-JUN-17
20000- School of Medicine	730000- SOM: Anesthesiology: Admin	0000036132- Blum Outgoing sub with USC for	UNIVERSITY OF SOUTHERN CALIFORNIA	75860854	0404502- Blum,James M	21,450	13,750	7,700	Research	New	University	01-AUG-15 - 31-JUL-16
20000- School of Medicine	730500- SOM: Dermatology: Admin	0000022727- Genentech-BCC	GENENTECH	MO28295	0032673- Chen,Suephy C.	901	693	208	Other	Supplemental	Corporate	26-APR-13 - 01-MAY-17
20000- School of Medicine	730500- SOM: Dermatology: Admin	0000022732- Cutaneous Hemangiomas and Sign	NIH NATL INST OF ARTHRITIS MUSCULOSKELET	5R01AR047901-13	0159600- Arbiser,Jack L	343,200	220,000	123,200	Research	Continuation	Federal	01-JUN-14 - 31-MAY-19
20000- School of Medicine	730500- SOM: Dermatology: Admin	0000030908- XOMA X052172 & X052171: Gevoki	XOMA	XOMA X052172 & X0521	0000939- Swerlick,Robert Andrew	3,488	2,683	805	Other	Supplemental	Corporate	22-MAY-15 - 21-MAY-19
20000- School of Medicine	730500- SOM: Dermatology: Admin	0000030910- R668-AD-1334: DUPILUMAB Monoth	REGENERON PHARMACEUTICALS	R668-AD-1334	0373065- Rice,Zakiya P	5,320	4,092	1,228	Other	Supplemental	Corporate	28-APR-15 - 27-APR-19
20000- School of Medicine	730500- SOM: Dermatology: Admin	0000035579- Regeneron 1225 OE Dupilumab	REGENERON PHARMACEUTICALS	-	0373065- Rice,Zakiya P	0	0	0	Other	New	Corporate	15-JUN-16 - 14-JUN-22
20000- School of Medicine	731000- SOM: Emerg Med: Admin	0000009453- Platelet-Oriented Inhibition i	UNIVERSITY OF MICHIGAN	3001413083-PNT	0132442- Wright,David W.	39,600	29,054	10,546	Other	Supplemental	University	30-SEP-09 - 28-FEB-17
20000- School of Medicine	731000- SOM: Emerg Med: Admin	0000018340- SHINE Study	UNIVERSITY OF MICHIGAN	111993-SHN	0132442- Wright,David W.	39,900	28,938	10,962	Other	Supplemental	University	01-AUG-11 - 31-JUL-17
20000- School of Medicine	731000- SOM: Emerg Med: Admin	0000024327- I-SPOT (Insights on Selected P	UNIVERSITY OF MICHIGAN	30002672030-ISPOT	0132442- Wright,David W.	2,040	1,468	572	Other	Supplemental	University	01-FEB-13 - 31-JAN-17
20000- School of Medicine	731000- SOM: Emerg Med: Admin	0000034505- Worker Training Program (WTP)	NIH NATL INST OF ENVIRONMENTAL HLTH SCIE	1UH4ES027093-01	0352964- Isakov,Alexander P	375,000	347,223	27,777	Training	New	Federal	01-JUN-16 - 31-MAY-17
20000- School of Medicine	732010- SOM: GYN OB: Family Planning	0000008528- M360-L102: A PHASE 3, RANDOMIZ	MEDICINES 360	M360-L102	0099877- Cwiak,Carrie Ann	969	881	88	Other	Supplemental	Private	15-JUL-10 - 14-JUL-18
20000- School of Medicine	732010- SOM: GYN OB: Family Planning	0000038179- Fellowship in Family Planning	ANONYMOUS	398.11	0099877- Cwiak,Carrie Ann	310,819	310,819	0	Training	Renewal	Private	01-JUL-16 - 30-JUN-17
20000- School of Medicine	732025- SOM: GYN OB: FPM & RS	0000029926- XENFORM: A Prospective, Non-Ran	BOSTON SCIENTIFIC	XENFORM	0194667- Northington,Gina Michelle	4,082	3,140	942	Other	Supplemental	Corporate	06-JUL-15 - 05-JUL-19
20000- School of Medicine	732045- SOM: GYN OB: Education	0000021029- The Cleveland Cord Blood Cente	ABRAHAM J & PHYLLIS KATZ FOUNDATION	Am 2	0364159- Loucks,Tammy Lee	15,088	13,716	1,372	Other	Continuation	Private	01-OCT-12 - 30-APR-18
20000- School of Medicine	732500- SOM: HMO: Med Onc	0000018695- A8081012 - A phase 1 study to	PFIZER	A8081012	0386011- El-Rayes,Bassel	5,170	3,977	1,193	Other	Supplemental	Corporate	07-JUN-12 - 07-JUN-16
20000- School of Medicine	732500- SOM: HMO: Med Onc	0000020281- EF-14 - A Prospective, Multi-C	NOVOCURE	EF-14	0393287- Read,William L	260	200	60	Other	Supplemental	Corporate	20-NOV-12 - 20-NOV-16
20000- School of Medicine	732500- SOM: HMO: Med Onc	0000020605- CA209025: A Randomized, Open-L	BRISTOL MYERS SQUIBB	CA209-025-047	0392144- Carthon,Bradley C	1,560	1,200	360	Other	Supplemental	Corporate	08-JAN-13 - 08-JAN-17
20000- School of Medicine	732500- SOM: HMO: Med Onc	0000021021- CBKM120F2303 - A phase III ran	NOVARTIS PHARMACEUTICALS CORPORATION	BKM120F2303	0391672- Paplomata,Elisavet	1,820	1,400	420	Other	Supplemental	Foreign	30-JAN-13 - 30-APR-17
20000- School of Medicine	732500- SOM: HMO: Med Onc	0000021369- BMS-936558 CA209063 - A Single	BRISTOL MYERS SQUIBB	CA209-063-0013	0378246- Ramalingam,Suresh Sakkarai	5,731	4,408	1,323	Other	Supplemental	Corporate	10-JAN-13 - 10-JAN-17
20000- School of Medicine	732500- SOM: HMO: Med Onc	0000021475- CBKM120F2202 - A randomized, d	NOVARTIS PHARMACEUTICALS CORPORATION	CBKM120F2202	0391672- Paplomata,Elisavet	507	390	117	Other	Supplemental	Foreign	25-FEB-13 - 25-FEB-17
20000- School of Medicine	732500- SOM: HMO: Med Onc	0000021793- MK3475 - Phase I Study of Sing	MERCK AND COMPANY	MK-3475-001-026	0378246- Ramalingam,Suresh Sakkarai	4,710	3,623	1,087	Other	Supplemental	Corporate	04-APR-13 - 04-APR-17
20000- School of Medicine	732500- SOM: HMO: Med Onc	0000022170- ML28442 (STEAM) - Steam(Sequen	GENENTECH	ML28442(STEAM)	0386011- El-Rayes,Bassel	5,587	4,298	1,289	Other	Supplemental	Corporate	09-APR-13 - 09-APR-17
20000- School of Medicine	732500- SOM: HMO: Med Onc	0000024649- Puma-Ner-130 -A study of Nerat	PUMA BIOTECHNOLOGY INC	PUMA-Ner-130	0121851- Zelnak,Amelia Bruce	9,062	6,971	2,091	Other	Supplemental	Corporate	14-OCT-13 - 15-OCT-17
20000- School of Medicine	732500- SOM: HMO: Med Onc	0000024728- VRXP-A202: VTX2337 A Randomize	PRA INTERNATIONAL	VRXP-A202	0363971- Saba,Nabil Fawzi	6,457	4,967	1,490	Other	Supplemental	Corporate	11-SEP-13 - 11-SEP-17
20000- School of Medicine	732500- SOM: HMO: Med Onc	0000024859- A Phase I, Open-Label, Multice	ASTRAZENECA L P	D5160C00001	0378246- Ramalingam,Suresh Sakkarai	975	750	225	Other	Supplemental	Corporate	08-OCT-13 - 08-OCT-17
20000- School of Medicine	732500- SOM: HMO: Med Onc	0000025105- CA209-032 A Phase 1/2, Open La	BRISTOL MYERS SQUIBB	CA209-032-0001	0377077- Pillai,Rathi N	140,963	108,433	32,530	Other	Supplemental	Corporate	03-OCT-13 - 03-OCT-17
20000- School of Medicine	732500- SOM: HMO: Med Onc	0000026070- BYL719A2201 *A phase II random	NOVARTIS PHARMACEUTICALS CORPORATION	BYL719A2201	0351640- Meisel,Jane L	1,976	1,520	456	Other	Supplemental	Foreign	31-JAN-14 - 12-NOV-16
20000- School of Medicine	732500- SOM: HMO: Med Onc	0000026358- CA209-142-0008 *A Phase 2 Clin	BRISTOL MYERS SQUIBB	CA209-142-0008	0386011- El-Rayes,Bassel	390	300	90	Other	Supplemental	Corporate	06-FEB-14 - 05-FEB-18
20000- School of Medicine	732500- SOM: HMO: Med Onc	0000027227- CA209-141-0001 An Open Label,	BRISTOL MYERS SQUIBB	CA209-141-0001	0363971- Saba,Nabil Fawzi	2,535	1,950	585	Other	Supplemental	Corporate	13-MAY-14 - 12-MAY-

Emory University Award Statistics

Fiscal Year : 2016
Period : 12

Operating Unit	Department	Award	Sponsor Name	Award Agency Id	Principal Investigator	Total (\$)	Direct (\$)	Indirect (\$)	Purpose Type	Proposal Type	Sponsor Type	Award Period
												18
20000- School of Medicine	732500- SOM: HMO: Med Onc	0000028285- Bay 88-8223 / 15396 A phase II	BAYER HEALTHCARE	Bay 88-8223	0383043- Kucuk,Omer	10,275	7,904	2,371	Other	Supplemental	Foreign	10-NOV-14 - 12-APR-19
20000- School of Medicine	732500- SOM: HMO: Med Onc	0000028406- OPZ009 A Phase 1 Study of Opro	ONYX PHARMACEUTICALS	OPZ009	0376353- Harvey III III,Robert Donald	2,015	1,550	465	Other	Supplemental	Corporate	26-AUG-14 - 26-AUG-18
20000- School of Medicine	732500- SOM: HMO: Med Onc	0000028485- D5160C00006: A Phase I study -	ASTRAZENECA L P	D5160C00006 TATTON	0378246- Ramalingam,Suresh Sakkarai	28,736	22,104	6,631	Other	Supplemental	Corporate	30-JUL-14 - 29-JUL-18
20000- School of Medicine	732500- SOM: HMO: Med Onc	0000028770- M12-914: A Phase 3 Randomized,	ABBVIE, INC	M12-914	0121851- Zelnak,Amelia Bruce	1,911	1,470	441	Other	Supplemental	Corporate	20-OCT-14 - 19-OCT-18
20000- School of Medicine	732500- SOM: HMO: Med Onc	0000029109- CLC-101:A Phase 1, Open-Label,	CLEAVE BIOSCIENCES, INC.	CLC-101	0386011- El-Rayes,Bassel	16,197	12,460	3,738	Other	Supplemental	Corporate	26-SEP-14 - 26-SEP-18
20000- School of Medicine	732500- SOM: HMO: Med Onc	0000029134- CA209-214 A Phase 3, Randomize	BRISTOL MYERS SQUIBB	CA209-214	0392144- Carthon,Bradley C	12,461	9,585	2,876	Other	Supplemental	Corporate	28-OCT-14 - 28-OCT-18
20000- School of Medicine	732500- SOM: HMO: Med Onc	0000029156- CA209-168 Expanded Access Prog	BRISTOL MYERS SQUIBB	CA209-168	0045301- Kudchadkar,Ragini	975	750	225	Other	Supplemental	Corporate	08-OCT-14 - 08-OCT-18
20000- School of Medicine	732500- SOM: HMO: Med Onc	0000029411- D5160C00014 A Phase I, Open-la	QUINTILES	D5160C00014	0378246- Ramalingam,Suresh Sakkarai	1,560	1,200	360	Other	Supplemental	Corporate	13-NOV-14 - 30-NOV-20
20000- School of Medicine	732500- SOM: HMO: Med Onc	0000029476- CA209-218 Expanded Access Prog	BRISTOL MYERS SQUIBB	CA209-218	0045301- Kudchadkar,Ragini	2,535	1,950	585	Other	Supplemental	Corporate	08-OCT-14 - 08-OCT-18
20000- School of Medicine	732500- SOM: HMO: Med Onc	0000029630- MK3475-055 A Phase II Clinical	MERCK AND COMPANY	MK-3475-055-0020	0363971- Saba,Nabil Fawzi	4,785	3,681	1,104	Other	Supplemental	Corporate	15-DEC-14 - 15-DEC-20
20000- School of Medicine	732500- SOM: HMO: Med Onc	0000029810- INCB 18424-267: A Randomized,	COVANCE	INCB18424-267	0391720- Shaib,Walid Labib	975	750	225	Other	Supplemental	Corporate	04-MAR-15 - 04-MAR-21
20000- School of Medicine	732500- SOM: HMO: Med Onc	0000030012- D5160C00007 (FLAURA1) 1st Line	PAREXEL INTERNATIONAL	D5160C00007 FLAURA	0378246- Ramalingam,Suresh Sakkarai	7,872	6,055	1,817	Other	Supplemental	Corporate	14-JAN-15 - 14-JAN-21
20000- School of Medicine	732500- SOM: HMO: Med Onc	0000030412- Defining the role of farnesyla	NIH NATL CANCER INSTITUTE	5F31CA200383-02	1249049- Wilkinson,Scott Christopher	43,576	43,576	0	Training	Continuation	Federal	21-AUG-15 - 20-AUG-17
20000- School of Medicine	732500- SOM: HMO: Med Onc	0000030742- D4191C00004 (ARCTIC) A Phase I	ASTRAZENECA AB	D4191C00004 ARCTIC	0377077- Pillai,Rathi N	1,289	991	297	Other	Supplemental	Foreign	13-FEB-15 - 13-FEB-21
20000- School of Medicine	732500- SOM: HMO: Med Onc	0000031144- MLN1117-1501: A Phase 1b/Adapt	MILLENNIUM PHARMA	MLN1117-1501	0378246- Ramalingam,Suresh Sakkarai	3,000	2,308	692	Other	Supplemental	Corporate	23-FEB-15 - 23-FEB-21
20000- School of Medicine	732500- SOM: HMO: Med Onc	0000031529- CA209-238: A Phase 3, Randomiz	BRISTOL MYERS SQUIBB	CA209-238-0016	0045301- Kudchadkar,Ragini	2,925	2,250	675	Other	Supplemental	Corporate	25-APR-15 - 25-APR-21
20000- School of Medicine	732500- SOM: HMO: Med Onc	0000031667- AC00102014-101: Phase 1 study	MORLEY RESEARCH CONSORTIUM CORPORATION	AC0010214-101	0378246- Ramalingam,Suresh Sakkarai	11,399	8,769	2,631	Other	Supplemental	Corporate	28-APR-15 - 28-APR-21
20000- School of Medicine	732500- SOM: HMO: Med Onc	0000032027- RIFOS MKI-- Radioactive Iodine	BAYER HEALTHCARE	BAY 43-9006 RIFOS MK	0382754- Owonikoko,Taofeek Kunle	1,084	780	304	Other	Supplemental	Foreign	21-OCT-15 - 21-OCT-19
20000- School of Medicine	732500- SOM: HMO: Med Onc	0000032127- D4193C00003 (CONDOR): A Phase	ASTRAZENECA L P	D4193C00003	0363971- Saba,Nabil Fawzi	51,624	39,711	11,913	Other	Supplemental	Corporate	17-JUN-15 - 17-JUN-21
20000- School of Medicine	732500- SOM: HMO: Med Onc	0000032143- ARQ-087-101- Phase 1 Dose Escal	ARQULE INC	ARQ-087-101	0391720- Shaib,Walid Labib	22,610	17,393	5,218	Other	Supplemental	Corporate	17-APR-15 - 17-APR-21
20000- School of Medicine	732500- SOM: HMO: Med Onc	0000032300- Emory Pipeline Collaborative (HEALTH RESOURCES AND SERVICES ADMIN	5 D18HP29034-02-00	0004569- Eley,John W	613,492	568,122	45,370	Training	Continuation	Federal	01-SEP-15 - 31-AUG-18
20000- School of Medicine	732500- SOM: HMO: Med Onc	0000032319- CA209-040:Phase I Study PD-1 A	BRISTOL MYERS SQUIBB	CA209-040	0386011- El-Rayes,Bassel	6,076	4,674	1,402	Other	Supplemental	Corporate	07-JUN-15 - 07-JUN-21
20000- School of Medicine	732500- SOM: HMO: Med Onc	0000032384- GI14-186: Phase II study of Pe	HOOSIER CANCER RESEARCH NETWORK INC	-	0386011- El-Rayes,Bassel	886	638	249	Other	Supplemental	Private	08-JUL-15 - 07-JUL-17
20000- School of Medicine	732500- SOM: HMO: Med Onc	0000032922- R2810-ONC-1423: A first-in-hum	REGENERON PHARMACEUTICALS	R2810-ONC-1423	0382754- Owonikoko,Taofeek Kunle	1,817	1,397	419	Other	Supplemental	Corporate	11-FEB-16 - 11-FEB-22
20000- School of Medicine	732500- SOM: HMO: Med Onc	0000033043- MK3475-061: Phase III Trial of	MERCK SHARP & DOHME CORP	MK-3475-061-0004	0391720- Shaib,Walid Labib	3,900	3,000	900	Other	Supplemental	Corporate	02-SEP-15 - 02-SEP-21
20000- School of Medicine	732500- SOM: HMO: Med Onc	0000033118- CA209-358:Phase 1/2 Study of N	BRISTOL MYERS SQUIBB	CA209-358-0003	0045301- Kudchadkar,Ragini	28,079	21,599	6,480	Other	Supplemental	Corporate	10-SEP-15 - 10-SEP-21
20000- School of Medicine	732500- SOM: HMO: Med Onc	0000033125- CA209-227: An Open-Label, Rand	BRISTOL MYERS SQUIBB	CA209-227-0001	0378246- Ramalingam,Suresh Sakkarai	9,500	7,307	2,192	Other	Supplemental	Corporate	30-NOV-15 - 30-NOV-21
20000- School of Medicine	732500- SOM: HMO: Med Onc	0000033162- CA209-331: An Open-label, Rand	BRISTOL MYERS SQUIBB	CA209-331-0018	0382754- Owonikoko,Taofeek Kunle	11,080	8,523	2,557	Other	Supplemental	Corporate	21-DEC-15 - 21-DEC-21
20000- School of Medicine	732500- SOM: HMO: Med Onc	0000033407- MK-3475-086: Phase II Study of	MERCK SHARP & DOHME CORP	MK-3475-086-0019	0042331- Gogineni,Keerthi	16,278	12,522	3,756	Other	Supplemental	Corporate	02-OCT-15 - 02-OCT-21
20000- School of Medicine	732500- SOM: HMO: Med Onc	0000033470- MK-3475-054:A randomized, doub	COVANCE	ML-3475-054	0045301- Kudchadkar,Ragini	1,625	1,250	375	Other	Supplemental	Corporate	18-NOV-15 - 18-NOV-21

Emory University Award Statistics

Fiscal Year : 2016
Period : 12

Operating Unit	Department	Award	Sponsor Name	Award Agency Id	Principal Investigator	Total (\$)	Direct (\$)	Indirect (\$)	Purpose Type	Proposal Type	Sponsor Type	Award Period
20000- School of Medicine	732500- SOM: HMO: Med Onc	0000033820- MDV3100-13-Phase 3 Study of E	MEDIVATION	MDV3100-13	0392144- Carthon,Bradley C	1,547	1,190	357	Other	Supplemental	Corporate	19-JAN-16 - 19-JAN-22
20000- School of Medicine	732500- SOM: HMO: Med Onc	0000034035- RXDX-101-02: An Open-Label, Mu	Ignyta Inc.	RXDX-101-02	1217778- Steuer,Conor Ermst	7,326	5,635	1,691	Other	Supplemental	Corporate	11-DEC-15 - 11-DEC-21
20000- School of Medicine	732500- SOM: HMO: Med Onc	0000034053- HALO-107-101: Phase 1bStudy of	HALOZYME THERAPEUTICS	HALO-107101	0376353- Harvey III,Robert Donald	2,185	1,681	504	Other	Supplemental	Corporate	16-DEC-15 - 16-DEC-21
20000- School of Medicine	732500- SOM: HMO: Med Onc	0000034338- B9991005: Phase 1B/2 Study OF	INVENTIV HEALTH CLINICAL, LLC	B9991005	0378246- Ramalingam,Suresh Sakkarai	6,245	4,804	1,441	Other	Supplemental	Corporate	02-NOV-15 - 02-NOV-21
20000- School of Medicine	732500- SOM: HMO: Med Onc	0000034435- ACE-ST-201: Phase 1b Study of	Acetylon Pharmaceuticals	ACE-ST-201	0376353- Harvey III,Robert Donald	16,325	12,558	3,767	Other	Supplemental	Corporate	20-JAN-16 - 20-JAN-22
20000- School of Medicine	732500- SOM: HMO: Med Onc	0000034503- D4193C00002: A Phase III Rando	PHARMACEUTICAL RESEARCH ASSOCIATES	D4193C00002	0363971- Saba,Nabil Fawzi	15,102	11,617	3,485	Other	Supplemental	Corporate	18-JUL-16 - 11-MAR-22
20000- School of Medicine	732500- SOM: HMO: Med Onc	0000034507- MK-3475 KEYNOTE 180: A Phase I	MERCK SHARP & DOHME CORP	MK-3475-0180-0229	0363971- Saba,Nabil Fawzi	4,852	3,732	1,120	Other	Supplemental	Corporate	12-JAN-16 - 12-JAN-22
20000- School of Medicine	732500- SOM: HMO: Med Onc	0000034594- ISF-IE-JSCA: Phase 1 Study of	ELI LILLY AND COMPANY	15F-IE-JSCA	0045301- Kudchadkar,Ragini	15,025	11,558	3,467	Other	Supplemental	Corporate	12-FEB-16 - 12-FEB-22
20000- School of Medicine	732500- SOM: HMO: Med Onc	0000034643- MORAb-003-011: A Randomized, D	MORPHOTEK	MORAb-003-011	0351640- Meisel,Jane L	15,550	11,962	3,588	Other	Supplemental	Corporate	21-JAN-16 - 21-JAN-22
20000- School of Medicine	732500- SOM: HMO: Med Onc	0000034993- Defining cell-cell cooperativi	NIH NATL CANCER INSTITUTE	1F31CA210601-01	1650707- Summerbell,Emily	43,576	43,576	0	Training	New	Federal	11-JUL-16 - 10-JUL-19
20000- School of Medicine	732500- SOM: HMO: Med Onc	0000035275- CINC280A2105:phase I,drug-drug	NOVARTIS PHARMACEUTICALS CORPORATION	INC280A2105	0382754- Owonikoko,Taofeek Kunle	16,650	12,808	3,842	Other	Supplemental	Foreign	01-NOV-15 - 31-AUG-18
20000- School of Medicine	732500- SOM: HMO: Med Onc	0000035589- CA209-568: An Open-Label, Sing	BRISTOL MYERS SQUIBB	CA209-568	0378246- Ramalingam,Suresh Sakkarai	14,700	11,308	3,392	Other	Supplemental	Corporate	21-MAR-16 - 21-MAR-22
20000- School of Medicine	732500- SOM: HMO: Med Onc	0000036115- CA017-003:Phase 1/2a Study of	BRISTOL MYERS SQUIBB	CA017-003	0397485- Alese,Olatunji Boladale	14,700	11,308	3,392	Other	Supplemental	Corporate	17-MAY-16 - 17-MAY-22
20000- School of Medicine	732500- SOM: HMO: Med Onc	0000036179- HCRN G114-198:Phase II Study o	HOOSIER CANCER RESEARCH NETWORK INC	HCRN G114-198	0391720- Shaib,Walid Labib	0	0	0	Other	New	Private	05-AUG-16 - 05-AUG-22
20000- School of Medicine	732500- SOM: HMO: Med Onc	0000037063- CA209-601: Phase 2 Study of In	BRISTOL MYERS SQUIBB	CA209-601	0045301- Kudchadkar,Ragini	0	0	0	Other	New	Corporate	02-AUG-16 - 02-AUG-22
20000- School of Medicine	732500- SOM: HMO: Med Onc	0000037753- Translational Physician-Scient	NIH NATL CANCER INSTITUTE	4T32CA160040-04	0364769- Shin,Dong Moon	252,582	233,872	18,710	Training	Continuation	Federal	01-SEP-16 - 31-AUG-18
20000- School of Medicine	732500- SOM: HMO: Med Onc	0000037823- MEDI4736-1108: Phase 1/2 Study	MEDIMMUNE	CD-ON-MEDI4736-1108	0392144- Carthon,Bradley C	7,800	6,000	1,800	Other	New	Corporate	21-JUN-16 - 21-JUN-17
20000- School of Medicine	732510- SOM: HMO: Hematology	0000001862- A PHASE 1, OPEN-LABEL, DOSE-ES	MEDAREX	CA210-001(MDX1105-01	0364167- Kauh,John SW	65,867	15,200	50,667	Other	Supplemental	Corporate	17-MAR-09 - 17-MAR-14
20000- School of Medicine	732510- SOM: HMO: Hematology	0000016069- CYC682-12	CYCLACEL	CYC682-12	0350448- Arellano,Martha Lucia	1,560	1,200	360	Other	Supplemental	Corporate	30-NOV-11 - 30-NOV-16
20000- School of Medicine	732510- SOM: HMO: Hematology	0000019657- INCB 39110-230	INCYTE PHARMACEUTICALS	39110-230	0000576- Winton,Elliott F	650	500	150	Other	Supplemental	Corporate	10-DEC-12 - 10-DEC-16
20000- School of Medicine	732510- SOM: HMO: Hematology	0000020463- Biotest 983 - A Phase I/IIa mu	BIOTEST AG	BT062-983	0002676- Heffner Jr.,Leonard T	153,435	118,027	35,408	Other	Supplemental	Corporate	19-NOV-12 - 19-NOV-17
20000- School of Medicine	732510- SOM: HMO: Hematology	0000020800- B1371003 - A PHASE 1B STUDY TO	ICON CLINICAL RESEARCH	B1371003	0350448- Arellano,Martha Lucia	10,513	8,087	2,426	Other	Supplemental	Corporate	04-MAR-13 - 01-NOV-18
20000- School of Medicine	732510- SOM: HMO: Hematology	0000022418- B1931022 - B1931022: An Open-	ICON CLINICAL RESEARCH	B1931022	0002676- Heffner Jr.,Leonard T	3,881	2,985	896	Other	Supplemental	Corporate	26-MAR-13 - 26-MAR-17
20000- School of Medicine	732510- SOM: HMO: Hematology	0000024596- Phase II Trial of Pegylated in	WEILL CORNELL MEDICAL COLLEGE	-	0000576- Winton,Elliott F	15,960	11,482	4,478	Other	Supplemental	University	06-FEB-14 - 05-FEB-19
20000- School of Medicine	732510- SOM: HMO: Hematology	0000026340- BMT CTN 1102	NATL MARROW DONOR PROGRAM	1102	0350448- Arellano,Martha Lucia	2,610	1,878	732	Other	Supplemental	Private	15-JAN-14 - 14-JAN-19
20000- School of Medicine	732510- SOM: HMO: Hematology	0000026584- GS-US-312-0115 "A Phase 3, Ran	GILEAD SCIENCES	GS-US-312-0115	0002676- Heffner Jr.,Leonard T	7,410	5,700	1,710	Other	Supplemental	Corporate	07-FEB-14 - 06-FEB-18
20000- School of Medicine	732510- SOM: HMO: Hematology	0000026873- CA180-373-0008 "A pHASe IB Dos	BRISTOL MYERS SQUIBB	CA180-373-0008	0367595- Khoury,Hanna Jean	34,986	26,912	8,074	Other	Supplemental	Corporate	31-MAR-14 - 30-MAR-18
20000- School of Medicine	732510- SOM: HMO: Hematology	0000026913- Stopping Tyrosine Kinase Inhib	MEDICAL COLLEGE OF WISCONSIN	PO# 1541088	0367595- Khoury,Hanna Jean	19,877	12,742	7,135	Research	Continuation	University	19-SEP-14 - 31-AUG-16
20000- School of Medicine	732510- SOM: HMO: Hematology	0000027999- AC220-007 A Phase 3, Open-Labe	AMBIT BIOSCIENCES CORPORATION	AC220-007	0350448- Arellano,Martha Lucia	971	747	224	Other	Supplemental	Corporate	18-SEP-14 - 17-SEP-18
20000- School of Medicine	732510- SOM: HMO: Hematology	0000028010- TRC117146 Study to Assess the	GLAXOSMITHKLINE	TRC117146	0376569- Antun,Ana Gabriela	1,560	1,200	360	Other	Supplemental	Foreign	22-OCT-14 - 21-OCT-18
20000- School of Medicine	732510- SOM: HMO: Hematology	0000029057- PCYC-1127-CA A Randomized, Dou	PHARMACYCLICS	PCYC-1127-CA	0002676- Heffner Jr.,Leonard T	4,784	3,680	1,104	Other	Supplemental	Corporate	04-NOV-14 - 04-NOV-18
20000- School of Medicine	732510- SOM: HMO: Hematology	0000029312- DC4190C00007A Phase 1 Study to	MEDIMMUNE	D4190C00007	0397879- Gaddh,Manila	22,910	17,623	5,287	Other	Supplemental	Corporate	31-OCT-14 - 31-OCT-18

Emory University Award Statistics

Fiscal Year : 2016
Period : 12

12/15/2016

Operating Unit	Department	Award	Sponsor Name	Award Agency Id	Principal Investigator	Total (\$)	Direct (\$)	Indirect (\$)	Purpose Type	Proposal Type	Sponsor Type	Award Period
20000- School of Medicine	732510- SOM: HMO: Hematology	0000029815- B1371013 PHASE 2, DOUBLE-BLIND	PFIZER	B1371013	0404935- Kota,Vamsi K	975	750	225	Other	Supplemental	Corporate	15-JAN-15 - 15-JAN-21
20000- School of Medicine	732510- SOM: HMO: Hematology	0000030019- SGN33A-001A phase 1 trial of S	SEATTLE GENETICS	SGN33A-001	0402924- Jillella,Anand	650	500	150	Other	Supplemental	Corporate	15-JAN-15 - 15-JAN-21
20000- School of Medicine	732510- SOM: HMO: Hematology	0000030096- M14-358 Phase 1b Study of ABT-	ABBVIE, INC	M14-358	0350448- Arellano,Martha Lucia	3,039	2,338	701	Other	Supplemental	Corporate	10-FEB-15 - 10-FEB-21
20000- School of Medicine	732510- SOM: HMO: Hematology	0000030320- M14-032A Phase 2 Open-Label St	ABBVIE, INC	M14-032	0002676- Heffner Jr.,Leonard T	5,263	4,048	1,215	Other	Supplemental	Corporate	22-SEP-15 - 02-MAR-21
20000- School of Medicine	732510- SOM: HMO: Hematology	0000030520- 8400-402 Phase 1/2 Study to E	IDERA PHARMACEUTICALS INC	8400-402	0002676- Heffner Jr.,Leonard T	5,277	4,060	1,218	Other	Supplemental	Corporate	02-APR-15 - 02-APR-21
20000- School of Medicine	732510- SOM: HMO: Hematology	0000030669- CP-MGD006-01-A Phase 1, First-	MacroGenics, Inc.	CP-MGD006-01	0367595- Khoury,Hanna Jean	7,300	5,615	1,685	Other	Supplemental	Corporate	10-MAR-15 - 10-MAR-21
20000- School of Medicine	732510- SOM: HMO: Hematology	0000033652- AP24534-14-203:A Randomized, O	ARIAD PHARMACEUTICALS	AP24534	0404935- Kota,Vamsi K	7,284	5,603	1,681	Other	Supplemental	Corporate	26-OCT-15 - 26-OCT-21
20000- School of Medicine	732510- SOM: HMO: Hematology	0000033890- AG120-C-001: A Phase 1, Multic	Agios Pharmaceuticals	AG120-C-001	0367595- Khoury,Hanna Jean	975	750	225	Other	Supplemental	Corporate	06-JAN-16 - 06-JAN-22
20000- School of Medicine	732510- SOM: HMO: Hematology	0000035496- ALX0681-C301:Phase III Study o	Pharm-Olam International(UK) LTD	AXL0681-C301	0376569- Antun,Ana Gabriela	14,365	11,050	3,315	Other	Supplemental	Foreign	29-MAR-16 - 29-MAR-22
20000- School of Medicine	732510- SOM: HMO: Hematology	0000036184- PRM-151G-101: Phase 2 Study of	Promedior Incorporated	PRM-151-101	0404935- Kota,Vamsi K	0	0	0	Other	New	Corporate	16-MAY-16 - 16-MAY-22
20000- School of Medicine	732520- SOM: HMO: BMT	0000011509- Connect Registry	CELGENE	CONNECT CLL	0364533- Flowers,Christopher Robert	1,690	1,240	450	Research	Supplemental	Corporate	08-MAR-11 - 13-DEC-20
20000- School of Medicine	732520- SOM: HMO: BMT	0000012474- C16005 An Open-Label, Dose-Esc	MILLENNIUM PHARMA	C16005	0131541- Lonial,Sagar	4,550	3,500	1,050	Other	Supplemental	Corporate	15-MAR-11 - 31-MAR-17
20000- School of Medicine	732520- SOM: HMO: BMT	0000015582- CA204004: Open Label Trial of	BRISTOL MYERS SQUIBB	CA204004	0131541- Lonial,Sagar	18,318	14,091	4,227	Other	Supplemental	Corporate	01-DEC-11 - 01-DEC-19
20000- School of Medicine	732520- SOM: HMO: BMT	0000016434- MMRF-11-001: A Prospective, Lo	MULTIPLE MYELOMA RESEARCH FOUNDATION	MMRF-11-001	0131541- Lonial,Sagar	22,778	16,712	6,066	Other	Supplemental	Private	16-DEC-11 - 15-DEC-21
20000- School of Medicine	732520- SOM: HMO: BMT	0000016952- CA204007 - A Phase 1b Study of	PAREXEL INTERNATIONAL	CA204007	0328720- Kaufman,Jonathan Lyle	1,690	1,300	390	Other	Supplemental	Corporate	12-APR-12 - 12-APR-16
20000- School of Medicine	732520- SOM: HMO: BMT	0000017780- 2011-001 - Phase 1b/2, Multice	ONYX PHARMACEUTICALS	2011-001	0328720- Kaufman,Jonathan Lyle	1,560	1,200	360	Other	Supplemental	Corporate	19-APR-12 - 19-APR-16
20000- School of Medicine	732520- SOM: HMO: BMT	0000017976- PKB115125	GLAXOSMITHKLINE	PKB115125	0381001- Nooka,Ajay Kumar	14,659	11,276	3,383	Other	Supplemental	Foreign	27-JUN-12 - 27-JUN-16
20000- School of Medicine	732520- SOM: HMO: BMT	0000018278- CC-4047-MM-005 - A Phase 1, Mu	CELGENE	CC-4047-MM-005	0131541- Lonial,Sagar	1,690	1,300	390	Other	Supplemental	Corporate	06-MAR-12 - 12-MAR-17
20000- School of Medicine	732520- SOM: HMO: BMT	0000018995- M12-630: ABT-199 - A Phase 1 S	ABBOTT LABORATORIES	M12-630:ABT-199	0364533- Flowers,Christopher Robert	1,560	1,200	360	Other	Supplemental	Corporate	08-NOV-12 - 07-NOV-18
20000- School of Medicine	732520- SOM: HMO: BMT	0000020984- Optimer-80-302 - A Phase 3b Mu	OPTIMER PHARMA	Optimer-80-302	0381001- Nooka,Ajay Kumar	16,627	12,790	3,837	Other	Supplemental	Corporate	03-DEC-12 - 03-DEC-16
20000- School of Medicine	732520- SOM: HMO: BMT	0000023367- PCI-32765FLR2002: Btk Inhibito	JANSSEN RESEARCH & DEVELOPMENT LLC	PCI-32765-FLR-2002	0336309- Cohen,Jonathon	975	750	225	Other	Supplemental	Corporate	19-JUN-13 - 26-MAR-19
20000- School of Medicine	732520- SOM: HMO: BMT	0000024895- CMX001-301 A Randomized, Doubl	CHIMERIX	CMX001-301	0148634- Langston,Amelia A.	3,520	2,708	812	Other	Supplemental	Corporate	06-NOV-13 - 06-NOV-17
20000- School of Medicine	732520- SOM: HMO: BMT	0000024898- 54767414MMY2002 - An Open-labe	JANSSEN RESEARCH & DEVELOPMENT LLC	54767414-MMY-2002	0131541- Lonial,Sagar	3,900	3,000	900	Other	Supplemental	Corporate	26-SEP-13 - 31-DEC-17
20000- School of Medicine	732520- SOM: HMO: BMT	0000025537- TED10893 - A Phase 1 Dose Esca	SANOFI US SERVICES INC	TED10893	0328720- Kaufman,Jonathan Lyle	12,483	9,602	2,881	Other	Supplemental	Corporate	13-JAN-14 - 13-JAN-19
20000- School of Medicine	732520- SOM: HMO: BMT	0000025858- PCI-32765DBL3001 - A Randomize	JANSSEN RESEARCH & DEVELOPMENT LLC	PCI-32765DBL3001	0364533- Flowers,Christopher Robert	4,325	3,327	998	Other	Supplemental	Corporate	26-FEB-14 - 11-FEB-21
20000- School of Medicine	732520- SOM: HMO: BMT	0000026456- CA209-139 A single-arm, open-l	BRISTOL MYERS SQUIBB	CA209-139-0004	0336309- Cohen,Jonathon	10,654	8,196	2,459	Other	Supplemental	Corporate	21-JAN-14 - 31-DEC-21
20000- School of Medicine	732520- SOM: HMO: BMT	0000026621- BMT CTN 12052	NATL MARROW DONOR PROGRAM	1205	0148634- Langston,Amelia A.	330	237	93	Other	Supplemental	Private	30-JAN-14 - 29-JAN-19
20000- School of Medicine	732520- SOM: HMO: BMT	0000027119- CA-209-140-0004 "A Single-Arm,	BRISTOL MYERS SQUIBB	CA-209-140	0336309- Cohen,Jonathon	4,799	2,942	1,857	Other	Supplemental	Corporate	29-APR-14 - 28-APR-18
20000- School of Medicine	732520- SOM: HMO: BMT	0000027884- C16014 A Phase 3 Study Compari	MILLENNIUM PHARMA	C16014	0131541- Lonial,Sagar	1,947	1,498	449	Other	Supplemental	Corporate	26-AUG-14 - 26-AUG-18
20000- School of Medicine	732520- SOM: HMO: BMT	0000028149- CX839-002 A Phase 1 Study of t	CALITHERA BIOSCIENCES	CX839-002 HEMREF 37	0328720- Kaufman,Jonathan Lyle	3,800	2,923	877	Other	Supplemental	Corporate	15-OCT-14 - 15-OCT-18
20000- School of Medicine	732520- SOM: HMO: BMT	0000028244- CA209-205 Pase 2 Study of Nivo	BRISTOL MYERS SQUIBB	CA209-205-0001	0336309- Cohen,Jonathon	3,675	2,827	848	Other	Supplemental	Corporate	06-AUG-14 - 05-AUG-18
20000- School of Medicine	732520- SOM: HMO: BMT	0000028256- CLC-102 A Phase 1, Dose-Escala	CLEAVE BIOSCIENCES, INC.	CLC-102	0381001- Nooka,Ajay Kumar	1,989	1,530	459	Other	Supplemental	Corporate	02-JUL-14 - 01-JUL-18

Emory University Award Statistics

Fiscal Year : 2016
Period : 12

12/15/2016

Operating Unit	Department	Award	Sponsor Name	Award Agency Id	Principal Investigator	Total (\$)	Direct (\$)	Indirect (\$)	Purpose Type	Proposal Type	Sponsor Type	Award Period
20000- School of Medicine	732520- SOM: HMO: BMT	0000028262- OSU-11015 Bendamustine/Gemcita	OHIO STATE UNIVERSITY	60034434	0336309- Cohen,Jonathon	4,106	3,158	948	Other	Supplemental	University	01-NOV-13 - 31-OCT-16
20000- School of Medicine	732520- SOM: HMO: BMT	0000028683- 54767414MMY3003: Phase 3 Study	JANSSEN RESEARCH & DEVELOPMENT LLC	54767414MMY3003	0328720- Kaufman,Jonathan Lyle	6,244	4,803	1,441	Other	Supplemental	Corporate	14-NOV-14 - 13-NOV-18
20000- School of Medicine	732520- SOM: HMO: BMT	0000028999- ARRAY-520-215: A Multicenter P	ICON CLINICAL RESEARCH	ARRAY-520-215	0131541- Lonial,Sagar	24,451	18,808	5,642	Other	Supplemental	Corporate	18-SEP-14 - 17-SEP-18
20000- School of Medicine	732520- SOM: HMO: BMT	0000029008- MMY3004: Phase 3 Study Compari	JANSSEN RESEARCH & DEVELOPMENT LLC	54767414MMY3004	0381001- Nooka,Ajay Kumar	31,623	24,325	7,298	Other	Supplemental	Corporate	12-NOV-14 - 12-NOV-18
20000- School of Medicine	732520- SOM: HMO: BMT	0000029095- BMT CTN 1203: A Multi-center P	NATL MARROW DONOR PROGRAM	1203	0402610- Al-Kadhimi,Zaid S	33,048	23,776	9,272	Other	Supplemental	Private	13-AUG-14 - 12-AUG-19
20000- School of Medicine	732520- SOM: HMO: BMT	0000029724- MMY1001 An Open-label, Multice	JANSSEN RESEARCH & DEVELOPMENT LLC	MMY1001	0131541- Lonial,Sagar	94,126	72,405	21,721	Other	Supplemental	Corporate	08-DEC-14 - 27-MAY-18
20000- School of Medicine	732520- SOM: HMO: BMT	0000030160- GS-US-218-0108 Phase 2b, Study	GILEAD SCIENCES	GS-US-218-0108	0148634- Langston,Amelia A.	1,950	1,500	450	Other	Supplemental	Corporate	12-DEC-14 - 12-DEC-20
20000- School of Medicine	732520- SOM: HMO: BMT	0000030275- UTX-TGR-103 Multi-center Phase	TG Therapeutics, Inc.	UTX-TGR-103	0364533- Flowers,Christopher Robert	18,538	14,260	4,278	Other	Supplemental	Corporate	07-JAN-15 - 07-JAN-21
20000- School of Medicine	732520- SOM: HMO: BMT	0000030281- GS-US-218-1502 A Phase 2b Stud	GILEAD SCIENCES	GS-US-218-1502	0148634- Langston,Amelia A.	975	750	225	Other	Supplemental	Corporate	12-DEC-14 - 12-DEC-20
20000- School of Medicine	732520- SOM: HMO: BMT	0000030316- IPI-145-06: Lym87 A Phase 2 St	INFINITY PHARMACEUTICALS	IPI-145-06	0364533- Flowers,Christopher Robert	8,515	6,550	1,965	Other	Supplemental	Corporate	20-FEB-15 - 20-FEB-21
20000- School of Medicine	732520- SOM: HMO: BMT	0000031697- Delete Blood Cancer (DBC) Dono	DELETE BLOOD CANCER (DBC)	-	0035311- Waller,Edmund K.	9,141	8,310	831	Other	Continuation	Private	30-MAR-15 - 30-SEP-16
20000- School of Medicine	732520- SOM: HMO: BMT	0000031821- PCYC-1129-CA Multicenter Phase	PHARMACYCLICS	PCYC-1129-CA	0035311- Waller,Edmund K.	2,395	1,842	553	Other	Supplemental	Corporate	05-MAY-15 - 05-MAY-21
20000- School of Medicine	732520- SOM: HMO: BMT	0000031914- CBKM120ZUS36T: A Phase I Study	NOVARTIS PHARMACEUTICALS CORPORATION	CBKM120ZUS36T	0336309- Cohen,Jonathon	9,513	7,318	2,195	Other	Supplemental	Foreign	01-MAY-15 - 31-DEC-18
20000- School of Medicine	732520- SOM: HMO: BMT	0000032081- C16021: Phase 3 Study of Oral	MILLENNIUM PHARMA	C16021	0131541- Lonial,Sagar	13,650	10,500	3,150	Other	Supplemental	Corporate	02-JUN-15 - 02-JUN-21
20000- School of Medicine	732520- SOM: HMO: BMT	0000032123- KCP-330-012:A Phase 2b, Open-L	Karyopharm Therapeutics, Inc	KCP-330-012	0381001- Nooka,Ajay Kumar	4,937	3,798	1,139	Other	Supplemental	Corporate	25-NOV-15 - 25-NOV-21
20000- School of Medicine	732520- SOM: HMO: BMT	0000032172- SMM2001:Phase 2 Trial to Evalu	JANSSEN RESEARCH & DEVELOPMENT LLC	54767414SMM2001	0381001- Nooka,Ajay Kumar	15,436	11,873	3,562	Other	Supplemental	Corporate	23-SEP-15 - 23-SEP-21
20000- School of Medicine	732520- SOM: HMO: BMT	0000032421- DF/HCC-14-453 (ELO RVD): Phas	ACT Oncology	DF/HCC-14-453	0381001- Nooka,Ajay Kumar	1,000	719	281	Other	Supplemental	Corporate	17-DEC-15 - 17-DEC-19
20000- School of Medicine	732520- SOM: HMO: BMT	0000032520- 54767414MMY3010: An Open-Label	JANSSEN RESEARCH & DEVELOPMENT LLC	54767414MMY3010	0131541- Lonial,Sagar	4,661	3,585	1,076	Other	Supplemental	Corporate	09-JUL-15 - 09-JUL-21
20000- School of Medicine	732520- SOM: HMO: BMT	0000033438- IMDZ-G142: Phase 1/2 Study of	IMMUNE DESIGN CORP.	IMDZ-G142	0364533- Flowers,Christopher Robert	15,350	11,808	3,542	Other	Supplemental	Corporate	15-MAR-16 - 15-MAR-21
20000- School of Medicine	732520- SOM: HMO: BMT	0000034424- NEOD001-CL002: Phase 3 Study o	Prothena Therapeutics Limited	NEOD001	0328720- Kaufman,Jonathan Lyle	15,015	11,550	3,465	Other	Supplemental	Foreign	28-JAN-16 - 28-JAN-22
20000- School of Medicine	732520- SOM: HMO: BMT	0000036065- Microsimulation modeling to ev	BURROUGHS WELLCOME FUND	1016433	0364533- Flowers,Christopher Robert	100,000	100,000	0	Research	New	Private	01-SEP-16 - 31-AUG-21
20000- School of Medicine	732520- SOM: HMO: BMT	0000036073- MEDI4736-MM-002: Phase 1/2 Stu	CELGENE	MEDI4763-MM-002	0131541- Lonial,Sagar	0	0	0	Other	New	Corporate	02-AUG-16 - 02-AUG-22
20000- School of Medicine	732520- SOM: HMO: BMT	0000036234- GS-US-406-1840-Phase 2 Study t	GILEAD SCIENCES	GS-US-406-1840	0035311- Waller,Edmund K.	0	0	0	Other	New	Corporate	31-MAY-16 - 31-MAY-22
20000- School of Medicine	732520- SOM: HMO: BMT	0000037330- MMRC066:Phase II Study of IRD	MULTIPLE MYELOMA RESEARCH CONSORTIUM	MMRC-066	0328720- Kaufman,Jonathan Lyle	0	0	0	Other	New	Private	04-AUG-16 - 04-AUG-22
20000- School of Medicine	733005- SOM: Medicine: Cardiology	000003387- ST JUDE MEDICAL PRODUCT LONGEV	ST JUDE MEDICAL	SCORE REGISTRY	0021983- Langberg,Jonathan Jason	2,015	1,478	537	Other	Supplemental	Corporate	16-SEP-08 - 30-JUN-20
20000- School of Medicine	733005- SOM: Medicine: Cardiology	0000012461- Monitor AF	MEDTRONIC	MONITOR AF	0353132- El Chami,Mikhael Fariz	15,862	12,589	3,273	Other	Supplemental	Corporate	09-AUG-11 - 22-AUG-18
20000- School of Medicine	733005- SOM: Medicine: Cardiology	0000013074- Partner II	EDWARDS LIFESCIENCES	Partner II	0015020- Babaliaros,Vasilis C.	131,950	101,500	30,450	Other	Supplemental	Corporate	01-APR-11 - 01-APR-17
20000- School of Medicine	733005- SOM: Medicine: Cardiology	0000014833- Mechanically Stressed VSMC: A	NIH NATL HEART LUNG AND BLOOD INSTITUTE	5R01HL113167-03	0364295- San Martin,M Alejandra	647	415	232	Research	Supplemental	Federal	15-FEB-13 - 31-JAN-16
20000- School of Medicine	733005- SOM: Medicine: Cardiology	0000017189- Increase in Diagnostic Accurac	GE HEALTHCARE	-	0160486- Lerakis,Stamatios	4,375	3,365	1,010	Other	Supplemental	Corporate	10-FEB-12 - 31-DEC-17
20000- School of Medicine	733005- SOM: Medicine: Cardiology	0000018507- The Gore REDUCE Clinical Study	W L GORE AND ASSOCIATES	HLX 06-03	0359885- McDaniel,Michael C	3,120	2,400	720	Other	Supplemental	Corporate	07-AUG-12 - 06-AUG-17
20000- School	733005- SOM: Medicine:	0000020329- Contiued Access	BOSTON SCIENTIFIC	PREVAIL (CAP2)	0067900- De Lurgio,David	19,449	14,960	4,488	Other	Supplemental	Corporate	30-NOV-12

Emory University Award Statistics

Fiscal Year : 2016
Period : 12

12/15/2016

Operating Unit	Department	Award	Sponsor Name	Award Agency Id	Principal Investigator	Total (\$)	Direct (\$)	Indirect (\$)	Purpose Type	Proposal Type	Sponsor Type	Award Period
of Medicine	Cardiology	to Prevail (CA			B							- 29-NOV-17
20000- School of Medicine	733005- SOM: Medicine: Cardiology	0000020489- COAPT	EVALVE	11-512	0015020-Babalarios,Vasilis C.	4,383	3,372	1,011	Other	Supplemental	Corporate	18-FEB-13 - 17-FEB-17
20000- School of Medicine	733005- SOM: Medicine: Cardiology	0000020907- The Chocolate Balloon Angioplasty	TRIEME MEDICAL INC	-	0364184- Niazi,Khusrow	1,300	1,000	300	Other	Supplemental	Corporate	26-FEB-13 - 25-FEB-17
20000- School of Medicine	733005- SOM: Medicine: Cardiology	0000021712- ISCHEMIA Trial	NEW YORK UNIVERSITY	U01HL105907	0154945- Mehta,Puja Kiran	1,497	1,077	420	Other	Supplemental	University	29-JAN-13 - 28-JAN-18
20000- School of Medicine	733005- SOM: Medicine: Cardiology	0000021949- Long Term Effects of Preadoles	AMER HEART ASSOCIATION	13SDG16460006	0381562- Naqvi,Nawazish Ali	77,000	70,000	7,000	Research	Continuation	Private	01-JUL-13 - 30-JUN-17
20000- School of Medicine	733005- SOM: Medicine: Cardiology	0000022109- Preoperative Right Ventricular	NATL AMERICAN HEART ASSOCIATION	13SDG15960001	0371936- Kalogeropoulos,Andreas	77,000	70,000	7,000	Research	Continuation	Private	01-JUL-13 - 30-JUN-17
20000- School of Medicine	733005- SOM: Medicine: Cardiology	0000023667- SECRET	CARDIOVASCULAR CLINICAL STUDIES	CCSF-2011-001	0076005- Gupta,Divya	1,690	1,300	390	Other	Supplemental	Corporate	04-SEP-13 - 03-SEP-17
20000- School of Medicine	733005- SOM: Medicine: Cardiology	0000024065- ixCell DCM	VERICEL CORPORATION	ixCell DCM	0357169- Quyyumi,Arshed Ali	5,620	4,323	1,297	Other	Supplemental	Corporate	08-NOV-13 - 07-NOV-17
20000- School of Medicine	733005- SOM: Medicine: Cardiology	0000026708- NAVIGATE X4 Evaluation of ACUI	CARDIAC PACEMAKERS	NAVIGATE X4	0353132- El Chami,Mikhael Fariz	975	750	225	Other	Supplemental	Corporate	18-MAR-14 - 17-MAR-18
20000- School of Medicine	733005- SOM: Medicine: Cardiology	0000026949- ALLSTAR	CAPRICOR INC	ALLSTAR	0357169- Quyyumi,Arshed Ali	1,690	1,300	390	Other	Supplemental	Corporate	22-APR-14 - 05-MAY-19
20000- School of Medicine	733005- SOM: Medicine: Cardiology	0000027026- CL0116 - Lipid Rich Outcomes (INFRAREDIX, INC	CL0116	0370520- Samady,Habib	1,690	1,300	390	Other	Supplemental	Corporate	14-APR-14 - 13-APR-18
20000- School of Medicine	733005- SOM: Medicine: Cardiology	0000027625- LRP Study	INFRAREDIX, INC	LRP Study	0004595- Liberman,Henry A	6,734	5,180	1,554	Other	Supplemental	Corporate	18-NOV-14 - 17-NOV-18
20000- School of Medicine	733005- SOM: Medicine: Cardiology	0000027771- STEM-104-M-CHF	CardioCell	STEM-104-M-CHF	0374590- Butler,Javed	3,364	2,588	776	Other	Supplemental	Corporate	03-JUN-14 - 02-JUN-18
20000- School of Medicine	733005- SOM: Medicine: Cardiology	0000028242- CARIN	ISCHEMIX, LLC	CARIN	0370520- Samady,Habib	520	400	120	Other	Supplemental	Corporate	18-AUG-14 - 17-AUG-18
20000- School of Medicine	733005- SOM: Medicine: Cardiology	0000028377- Metabolomics, Oxidative Stress	NIH NATL HEART LUNG AND BLOOD INSTITUTE	5K23HL124287-02	0791586- Morris,Alanna A	167,600	155,185	12,415	Research	Continuation	Federal	16-JUL-15 - 30-JUN-20
20000- School of Medicine	733005- SOM: Medicine: Cardiology	0000028615- STAR-VT Trial	ST. JUDE MEDICAL CARDIOVASCULAR DIVISION	Work Order #2	0359690- Hoskins,Michael H	1,942	1,494	448	Other	Supplemental	Corporate	20-OCT-14 - 19-OCT-19
20000- School of Medicine	733005- SOM: Medicine: Cardiology	0000029133- AdaptResponse Clinical Study	MEDTRONIC	AdaptResponse Clinic	0353132- El Chami,Mikhael Fariz	75,298	57,922	17,376	Other	Supplemental	Corporate	22-OCT-14 - 21-OCT-18
20000- School of Medicine	733005- SOM: Medicine: Cardiology	0000030402- Stem Cell-based therapy for Ly	NIH NATL HEART LUNG AND BLOOD INSTITUTE	5R01HL127759-02	0379303- Yoon,Young Sup	401,072	258,272	142,800	Research	Continuation	Federal	01-JUL-15 - 30-JUN-19
20000- School of Medicine	733005- SOM: Medicine: Cardiology	0000030498- Illumien 3: OPTIMIZE PCI	ST. JUDE MEDICAL CARDIOVASCULAR DIVISION	Illumien 3: OPTIMIZE	0370520- Samady,Habib	2,131	1,639	492	Other	Supplemental	Corporate	11-APR-15 - 10-APR-19
20000- School of Medicine	733005- SOM: Medicine: Cardiology	0000031045- SPIRE 1 - B1481022-9002-0154 -	ICON CLINICAL RESEARCH	SPIRE 1 - B1481022-9	0357169- Quyyumi,Arshed Ali	621	478	143	Other	Supplemental	Corporate	20-MAR-15 - 19-MAR-19
20000- School of Medicine	733005- SOM: Medicine: Cardiology	0000031049- SPIRE 2 -Pfizer-B1480138-9002-	ICON CLINICAL RESEARCH	Pfizer SPIRE 2 trial	0357169- Quyyumi,Arshed Ali	489	376	113	Other	Supplemental	Corporate	20-MAR-15 - 19-MAR-19
20000- School of Medicine	733005- SOM: Medicine: Cardiology	0000031288- Impact of a Technology-based e	MOREHOUSE SCHOOL OF MEDICINE	15SFDRN23910003	0357169- Quyyumi,Arshed Ali	179,414	163,104	16,310	Research	Continuation	University	01-JUL-15 - 30-JUN-19
20000- School of Medicine	733005- SOM: Medicine: Cardiology	0000031300- Teva Study C41750/3100	INVENTIV HEALTH CLINICAL, LLC	TEVA	0010066- Markham,David W	40,488	31,145	9,343	Other	Supplemental	Corporate	16-SEP-15 - 26-APR-19
20000- School of Medicine	733005- SOM: Medicine: Cardiology	0000031337- Investigating the Impact of Ge	MOREHOUSE SCHOOL OF MEDICINE	TCCPP009	0791586- Morris,Alanna A	10,000	6,410	3,590	Research	New	University	01-JUN-16 - 31-JUL-17
20000- School of Medicine	733005- SOM: Medicine: Cardiology	0000031643- 18F Conjugated Maltrodextrins	NIH NATL INSTITUTE OF BIOMEDICAL IMAGING	5R01EB020008-02	0002085- Taylor,W Robert	597,089	451,659	145,430	Research	Continuation	Federal	01-SEP-15 - 30-JUN-19
20000- School of Medicine	733005- SOM: Medicine: Cardiology	0000031770- Effects of reprogrammed and en	NIH NATL INST OF DIABETES DIGESTIVE AND	3DP3DK108245-01S1	0379303- Yoon,Young Sup	147,430	133,430	14,000	Research	Supplemental	Federal	30-SEP-15 - 31-AUG-19
20000- School of Medicine	733005- SOM: Medicine: Cardiology	0000032158- The Role of Human Osteopontin	NIH NATL HEART LUNG AND BLOOD INSTITUTE	5R00HL119567-04	0179288- Lyle,Alicia N	244,405	156,670	87,735	Research	Continuation	Federal	01-AUG-15 - 31-JUL-18
20000- School of Medicine	733005- SOM: Medicine: Cardiology	0000032257- CS-03 - Device trial of the Te	Tendyne Holdings, Inc	CS-03 - Device trial	0015020-Babalarios,Vasilis C.	700	538	162	Other	Supplemental	Corporate	31-AUG-15 - 30-AUG-19
20000- School of Medicine	733005- SOM: Medicine: Cardiology	0000032477- Surveillance of Congenital Hea	CENTERS FOR DISEASE CONTROL	1NU50DD004932-02-00	0067762- Book,Wendy M	475,000	341,727	133,273	Other	Continuation	Federal	30-SEP-15 - 29-SEP-19
20000- School of Medicine	733005- SOM: Medicine: Cardiology	0000032614- ALN-TTRSC-004 ENDEAVOR	ALNYLAM PHARMACEUTICALS	ALN-TTRSC-004 ENDEAV	0386031- Ogunniyi,Modele Oreoluwa	17,196	13,228	3,968	Other	Supplemental	Corporate	23-OCT-15 - 22-OCT-19
20000- School of Medicine	733005- SOM: Medicine: Cardiology	0000033458- Cardiac Regeneration with Bioe	NIH NATL HEART LUNG AND BLOOD INSTITUTE	1R01HL129511-01A1	0379303- Yoon,Young Sup	390,000	250,000	140,000	Research	New	Federal	01-JUL-16 - 30-JUN-20
20000- School of Medicine	733005- SOM: Medicine: Cardiology	0000034205- The Production of Microparticl	NIH NATL HEART LUNG AND BLOOD INSTITUTE	1R21HL133584-01	0010830- Searles Jr,Charles D	192,300	150,000	42,300	Research	New	Federal	01-AUG-16 - 31-JUL-18

Emory University Award Statistics

Fiscal Year : 2016
Period : 12

Operating Unit	Department	Award	Sponsor Name	Award Agency Id	Principal Investigator	Total (\$)	Direct (\$)	Indirect (\$)	Purpose Type	Proposal Type	Sponsor Type	Award Period
20000- School of Medicine	733005- SOM: Medicine: Cardiology	0000034461- Quartet 1457Q IDE	ST. JUDE MEDICAL, INC.	Quartet 1457Q IDE	0396069- Patel,Anshul	900	692	208	Other	Supplemental	Corporate	23-DEC-15 - 22-DEC-19
20000- School of Medicine	733005- SOM: Medicine: Cardiology	0000035155- Impaired Collateral Vessel For	NIH NATL HEART LUNG AND BLOOD INSTITUTE	1R01HL131414-01A1	0002085- Taylor,W Robert	605,307	388,017	217,290	Research	New	Federal	01-SEP-16 - 31-JUL-20
20000- School of Medicine	733005- SOM: Medicine: Cardiology	0000035422- Defining Poldip2-Ect2 signalin	AMER HEART ASSOCIATION	16POST30400020	0403731- Huff,Lauren P	50,350	50,350	0	Training	New	Private	01-JUL-16 - 30-JUN-18
20000- School of Medicine	733005- SOM: Medicine: Cardiology	0000035538- The role of Cbx7 as a pivotal	AMER HEART ASSOCIATION	16PRE31350034	0391915- Cho,Kyuwon	25,950	25,950	0	Training	New	Private	01-JUL-16 - 30-JUN-18
20000- School of Medicine	733005- SOM: Medicine: Cardiology	0000035720- dal-GenE DAL-301	MEDPACE	DAL-301	0357169- Quyyumi,Arshed Ali	0	0	0	Other	New	Corporate	20-JUN-16 - 19-JUN-22
20000- School of Medicine	733005- SOM: Medicine: Cardiology	0000036743- aMAZE Study: Left Atrial Appen	SentreHEART Incorporated	aMAZE Stud	0359690- Hoskins,Michael H	0	0	0	Other	New	Corporate	31-MAY-16 - 30-MAY-22
20000- School of Medicine	733005- SOM: Medicine: Cardiology	0000037303- Vein of Marshall Ethanol Infus	HOUSTON METHODIST RESEARCH INSTITUTE	15250026-149	0067900- De Lurgio,David B	0	0	0	Other	New	Private	20-APR-16 - 31-JUL-17
20000- School of Medicine	733010- SOM: Medicine: Digestive Dis	0000031433- Abbvie M14-347, Open Label Ext	ABBVIE, INC	Abbvie M14-347	1000411- Iskandar,Heba N	1,000	769	231	Other	Supplemental	Corporate	13-JUL-15 - 12-JUL-19
20000- School of Medicine	733010- SOM: Medicine: Digestive Dis	0000033669- Vedolizumab IV Trial, Takeda S	QUINTILES	MLN0002-3026	1000411- Iskandar,Heba N	17,799	13,692	4,107	Other	Supplemental	Corporate	10-MAR-16 - 09-MAR-20
20000- School of Medicine	733010- SOM: Medicine: Digestive Dis	0000034091- CPP FAP-310: A Double Blind, R	CANCER PREVENTION PHARMACEUTICALS INC.	CPP FAP-310	0385760- Willingham,Field Farrar	1,875	1,443	433	Other	Supplemental	Corporate	25-JAN-16 - 24-JAN-21
20000- School of Medicine	733010- SOM: Medicine: Digestive Dis	0000034307- Regulation of Human NHE3 by Ub	NIH NATL INST OF DIABETES DIGESTIVE AND	1R01DK107719-01A1	0358349- Yun,Chang-Hyon Chris	351,000	225,000	126,000	Research	New	Federal	01-SEP-16 - 30-JUN-20
20000- School of Medicine	733010- SOM: Medicine: Digestive Dis	0000034383- Entyvio PASS Study	MAPI USA INC	Entyvio PASS	1000411- Iskandar,Heba N	0	0	0	Other	New	Corporate	05-JUL-16 - 04-JUL-22
20000- School of Medicine	733010- SOM: Medicine: Digestive Dis	0000035389- Synergy IBS-C Study- SP304203-	ICON CLINICAL RESEARCH	SP304203-05_ICON 243	0378332- Christie,Jennifer A.	0	0	0	Other	New	Corporate	28-JUL-16 - 27-JUL-22
20000- School of Medicine	733010- SOM: Medicine: Digestive Dis	0000036610- Regulation of the innate immun	NIH NATL INSTITUTE ON ALCOHOL ABUSE AND	7R01AA022601-05	0410152- Czaja,Mark J.	413,925	273,274	140,651	Research	Continuation	Federal	15-APR-16 - 31-JUL-19
20000- School of Medicine	733010- SOM: Medicine: Digestive Dis	0000036957- CFF -Developing Innovative Gas	CYSTIC FIBROSIS FOUNDATION THERPEU.	WILLIN16GE0	0385760- Willingham,Field Farrar	32,400	30,000	2,400	Research	New	Private	01-JUN-16 - 31-MAY-17
20000- School of Medicine	733015- SOM: Medicine: Endocrinology	0000028444- AstraZeneca - THEMIS Trial	ASTRAZENECA L P	AstraZeneca - THEMIS	0011577- Umpierrez,Guillermo E	4,188	3,221	966	Other	Supplemental	Corporate	13-JAN-15 - 12-JAN-19
20000- School of Medicine	733015- SOM: Medicine: Endocrinology	0000029863- PERL: A Multicenter clinical t	JOSLIN DIABETES CENTER	1987203-14	0011577- Umpierrez,Guillermo E	301,811	218,112	83,699	Other	Continuation	Private	01-NOV-14 - 30-JUN-17
20000- School of Medicine	733015- SOM: Medicine: Endocrinology	0000031937- Accelerated Bone Loss in Aging	NIH NATL INST OF ARTHRITIS MUSCULOSKELET	5R01AR068157-02	0361950- Weitzmann,Mervyn Neale	654,899	439,999	214,900	Research	Continuation	Federal	18-SEP-15 - 31-AUG-20
20000- School of Medicine	733015- SOM: Medicine: Endocrinology	0000036911- Patient Oriented Research in C	NIH NATL INST OF DIABETES DIGESTIVE AND	4K24DK096574-10	0028141- Ziegler,Thomas R	177,529	164,379	13,150	Research	Continuation	Federal	01-JUL-16 - 30-JUN-17
20000- School of Medicine	733015- SOM: Medicine: Endocrinology	0000037538- T Cells and PTH Induced Bone L	NIH NATL INST OF ARTHRITIS MUSCULOSKELET	4R01AR054625-10	0362043- Pacifici,Roberto	349,776	235,204	114,572	Research	Continuation	Federal	01-SEP-16 - 31-AUG-17
20000- School of Medicine	733020- SOM: Medicine: Geriatrics	0000021303- GSU: Convoys of Care	GEORGIA STATE UNIVERSITY	SP00012468-01	0377212- Perkins,Molly M	72,855	46,702	26,153	Research	Continuation	University	01-AUG-13 - 30-APR-17
20000- School of Medicine	733020- SOM: Medicine: Geriatrics	0000031946- E.Q.U.I.P.P.E.D.	AGENCY FOR HEALTHCARE RES AND QUALITY	1R18HS024499-01	0169087- Vaughan,Elizabeth Camille	497,834	426,141	71,693	Research	New	Federal	01-SEP-16 - 30-JUN-19
20000- School of Medicine	733020- SOM: Medicine: Geriatrics	0000035420- Stem Cell Study - STEM105-M-AD	STEMEDICA CELL TECHNOLOGIES	STEM-105-M-AD	0402900- Hajjar,Ihab M	20,750	15,962	4,788	Other	Supplemental	Corporate	21-APR-16 - 20-APR-22
20000- School of Medicine	733020- SOM: Medicine: Geriatrics	0000037436- VA IPA for Ariel Hart	US DEPT OF VETERANS AFFAIRS	VANAP IPA	1498303- Hart,Ariel	24,955	24,955	0	Research	New	Federal	01-JUL-16 - 30-JUN-17
20000- School of Medicine	733025- SOM: Medicine: Infectious Dis	0000008690- CDC IPA for Paula Frew	CENTERS FOR DISEASE CONTROL	14IPA1412481	0113085- Frew,Paula M.	8,125	8,125	0	Research	Continuation	Federal	01-AUG-14 - 30-SEP-17
20000- School of Medicine	733025- SOM: Medicine: Infectious Dis	0000015352- TBESC: TST vs. IGRAs in Diagno	CENTERS FOR DISEASE CONTROL	200-2011-41278	0002005- Blumberg,Henry Michael	579,498	448,875	130,623	Research	Continuation	Federal	29-SEP-11 - 28-SEP-21
20000- School of Medicine	733025- SOM: Medicine: Infectious Dis	0000017198- GS-US-248-0122	GILEAD SCIENCES	GS-US-248-0122	0012800- Workowski,Kimberly A	13,755	10,581	3,174	Other	Supplemental	Corporate	20-DEC-11 - 02-JAN-19
20000- School of Medicine	733025- SOM: Medicine: Infectious Dis	0000017991- A Randomized, Double-Blind, PI	ASTELLAS PHARMA US	ASP0113 Study drug	0363795- Lyon III,George Marshall	78	60	18	Other	Supplemental	Corporate	29-JAN-14 - 29-JAN-19
20000- School of Medicine	733025- SOM: Medicine: Infectious Dis	0000020238- STI Clinical Trials Group Cons	UNIVERSITY OF ALABAMA BIRMINGHAM	000500918-T010-SC004	0012800- Workowski,Kimberly A	3,560	2,282	1,278	Other	Continuation	University	15-SEP-13 - 14-SEP-16
20000- School of Medicine	733025- SOM: Medicine: Infectious Dis	0000022479- GS-US-292-0104: A Phase 3 rand	GILEAD SCIENCES	GS-US-292-0104	0012800- Workowski,Kimberly A	11,084	8,526	2,558	Other	Supplemental	Corporate	07-MAR-13 - 06-MAR-17
20000- School of Medicine	733025- SOM: Medicine: Infectious Dis	0000023377- GS-US-292-0111A Phase 3, Rando	GILEAD SCIENCES	GS-US-292-0111	0012800- Workowski,Kimberly A	7,588	5,837	1,751	Other	Supplemental	Corporate	12-APR-13 - 11-APR-17
20000- School of Medicine	733025- SOM: Medicine: Infectious Dis	0000024169- Role of Antigen Specific T Cel	NIH NATL INST OF ALLERGY AND INFECTIOUS	5U19A111211-03REV	0002005- Blumberg,Henry Michael	2,660,650	2,243,076	417,574	Research	Continuation	Federal	11-AUG-14 - 31-JUL-21
20000- School	733025- SOM: Medicine:	0000024169- Role of Antigen	NIH NATL INST OF	5U19A111211-03REV	0002005- Blumberg,Henry	250,000	211,032	38,968	Research	Supplemental	Federal	11-AUG-14

Emory University Award Statistics

Fiscal Year : 2016
Period : 12

Operating Unit	Department	Award	Sponsor Name	Award Agency Id	Principal Investigator	Total (\$)	Direct (\$)	Indirect (\$)	Purpose Type	Proposal Type	Sponsor Type	Award Period
of Medicine	Infectious Dis	Specific T Cel	ALLERGY AND INFECTIOUS		Michael							- 31-JUL-21
20000- School of Medicine	733025- SOM: Medicine: Infectious Dis	0000027282- GSK-201147: A Phase IIIb, rand	PPD DEVELOPMENT	GSK-201147	0351848- Nguyen,Minhly T	878	675	203	Other	Supplemental	Corporate	21-JUL-14 - 21-JUL-18
20000- School of Medicine	733025- SOM: Medicine: Infectious Dis	0000028759- HIV Early Intervention Service	HEALTH RESOURCES AND SERVICES ADMIN	6 H76HA078481001	0007473- Eaton,Molly Ellen	346,793	315,266	31,527	Other	Supplemental	Federal	01-JAN-15 - 31-DEC-17
20000- School of Medicine	733025- SOM: Medicine: Infectious Dis	0000029168- All Oral Hep C Treatment - GS-	GILEAD SCIENCES	GS-US-342-1139	0012800- Workowski,Kimberly A	2,652	2,040	612	Other	Supplemental	Corporate	26-SEP-14 - 26-SEP-18
20000- School of Medicine	733025- SOM: Medicine: Infectious Dis	0000030817- FHI KEMRI HPTN 075	FHI DEVELOPMENT 360 LLC	PO15002021	0102076- Del Rio,Carlos	222,497	221,829	668	Other	Supplemental	Corporate	01-DEC-14 - 31-MAY-17
20000- School of Medicine	733025- SOM: Medicine: Infectious Dis	0000031270- GS-US-337-1431 A Registry for	GILEAD SCIENCES	GS-US-337-1431	0012800- Workowski,Kimberly A	6,912	4,973	1,939	Other	Supplemental	Corporate	22-APR-15 - 21-APR-19
20000- School of Medicine	733025- SOM: Medicine: Infectious Dis	0000031554- A Multi-arm Phase 3 Randomized	BRISTOL MYERS SQUIBB	a1438-047-0056	0035250- Lennox,Jeffrey L	1,175	904	271	Other	Supplemental	Corporate	06-MAY-15 - 05-MAY-19
20000- School of Medicine	733025- SOM: Medicine: Infectious Dis	0000032173- ACTG Women Outreach Worker (WO	BRIGHAM AND WOMENS HOSPITAL	114663	0102076- Del Rio,Carlos	40,478	29,121	11,357	Other	New	Private	01-DEC-15 - 30-NOV-16
20000- School of Medicine	733025- SOM: Medicine: Infectious Dis	0000032636- ECOSPOR II: Protocol SERES-005	SERES HEALTH	SERES-005	0372788- Mulligan,Mark Joseph	5,098	3,922	1,176	Other	Supplemental	Corporate	16-JUN-15 - 15-JUN-19
20000- School of Medicine	733025- SOM: Medicine: Infectious Dis	0000032642- National Ebola Training and Ed	ASST SECTY FOR PREPAR. & RESPONSE BARDA	6U3REP150549-02-01	0351429- Ribner,Bruce S	2,271,301	2,091,752	179,549	Training	Continuation	Federal	30-JUN-15 - 29-JUN-20
20000- School of Medicine	733025- SOM: Medicine: Infectious Dis	0000032888- GS-US-342-1202 Hepatitis C Co-	GILEAD SCIENCES	GS-US-342-1202	0012800- Workowski,Kimberly A	3,999	3,076	923	Other	Supplemental	Corporate	15-JUN-15 - 14-JUN-19
20000- School of Medicine	733025- SOM: Medicine: Infectious Dis	0000033050- ***PROPOSAL DUE AT 10AM, 06/16	CENTERS FOR DISEASE CONTROL	200-2015-87862	0351429- Ribner,Bruce S	1,329,244	1,040,097	289,147	Other	Continuation	Federal	01-SEP-15 - 31-AUG-20
20000- School of Medicine	733025- SOM: Medicine: Infectious Dis	0000034183- GS-US-367-1171 - A Phase 3, GI	GILEAD SCIENCES	GS-US-367-1171	0012800- Workowski,Kimberly A	4,543	3,495	1,048	Other	Supplemental	Corporate	17-NOV-15 - 16-NOV-19
20000- School of Medicine	733025- SOM: Medicine: Infectious Dis	0000034791- HIV Naive Study	GILEAD SCIENCES	GS-US-380-1489	0012800- Workowski,Kimberly A	17,505	13,465	4,040	Other	Supplemental	Corporate	18-DEC-15 - 18-DEC-19
20000- School of Medicine	733025- SOM: Medicine: Infectious Dis	0000034823- GS-US-367-1172 Hepatitis C Na	GILEAD SCIENCES	GS-US-367-1172	0012800- Workowski,Kimberly A	10,717	8,244	2,473	Other	Supplemental	Corporate	19-NOV-15 - 18-NOV-19
20000- School of Medicine	733025- SOM: Medicine: Infectious Dis	0000034834- GS-US-367-1173 Hep C Genotype	GILEAD SCIENCES	GS-US-367-1173	0012800- Workowski,Kimberly A	6,808	5,237	1,571	Other	Supplemental	Corporate	24-NOV-15 - 23-NOV-19
20000- School of Medicine	733025- SOM: Medicine: Infectious Dis	0000034990- GS-US-367-1170 Non Ns5a Hep C	GILEAD SCIENCES	GS-US-367-1170	0012800- Workowski,Kimberly A	6,715	5,165	1,550	Other	Supplemental	Corporate	21-DEC-15 - 20-DEC-19
20000- School of Medicine	733025- SOM: Medicine: Infectious Dis	0000035405- HIV Naive Study GS-US-380-1490	GILEAD SCIENCES	GS-US-380-1490	0012800- Workowski,Kimberly A	40,160	30,892	9,268	Other	Supplemental	Corporate	08-JAN-16 - 07-JAN-20
20000- School of Medicine	733025- SOM: Medicine: Infectious Dis	0000035434- Defining Antiretroviral Pharma	NIH NATL INST OF ALLERGY AND INFECTIOUS	1K23AI124913-01A1	0884428- Lahiri,Cecile	187,812	173,900	13,912	Research	New	Federal	01-AUG-16 - 31-JUL-21
20000- School of Medicine	733025- SOM: Medicine: Infectious Dis	0000036491- Transforming Vaccine Hesitancy	US DEPT OF HEALTH AND HUMAN SERVICES	6 VSRNV000003-01-01	0113085- Frew,Paula M.	250,000	195,008	54,992	Research	New	Federal	01-JUL-16 - 30-JUN-18
20000- School of Medicine	733025- SOM: Medicine: Infectious Dis	0000036643- HEMOPHILIA CLINICAL STUDIES	HEMOPHILIA OF GEORGIA	Friedman-Moraco_HOG	0372959- Friedman-Moraco,Rachel Jacqueline	137,908	127,693	10,215	Other	Renewal	Private	01-JUL-16 - 30-JUN-17
20000- School of Medicine	733025- SOM: Medicine: Infectious Dis	0000036644- CDC IPA for Kaitlin Sitchenko	CENTERS FOR DISEASE CONTROL	16IPA1609428	0406535- Sitchenko,Kaitlin L	93,250	93,250	0	Research	New	Federal	01-JUN-16 - 30-SEP-17
20000- School of Medicine	733025- SOM: Medicine: Infectious Dis	0000036882- CRACKLE: A Prospective, Observ	DUKE UNIVERSITY	189925/218470	0759905- Jacob,Jesse Thomas	2,000	2,000	0	Research	Supplemental	University	27-JUN-16 - 30-NOV-19
20000- School of Medicine	733025- SOM: Medicine: Infectious Dis	0000037466- HIV/HCV Switch Registry	DUKE UNIVERSITY	GS-IN-US-337-1834	0012800- Workowski,Kimberly A	0	0	0	Other	New	University	10-AUG-16 - 09-AUG-22
20000- School of Medicine	733025- SOM: Medicine: Infectious Dis	0000037542- VTEU FY.17.A1B1C1D1.0048	NIH NATL INST OF ALLERGY AND INFECTIOUS	HHSN2722013000181	0372788- Mulligan,Mark Joseph	295,000	212,230	82,770	Other	New	Federal	12-JUL-16 - 11-JUL-17
20000- School of Medicine	733025- SOM: Medicine: Infectious Dis	0000037850- Primary prevention of intimate	NIH NATL INSTITUTE OF HEALTH	4K01TW009664-04	1200417- Kalokhe,Ameeta Shivdas	137,700	127,500	10,200	Research	Continuation	Federal	01-SEP-16 - 31-AUG-18
20000- School of Medicine	733025- SOM: Medicine: Infectious Dis	0000037860- VRC 319 Zika Vaccine Clinical	EMMES CORPORATION	3518-100-EMORY-001	0067886- Edupuganti,Srilatha	0	0	0	Other	New	Corporate	15-MAY-16 - 14-MAY-17
20000- School of Medicine	733030- SOM: Medicine: Nephrology	0000024382- M11-352: A Randomized, Multic	ABBVIE, INC	M11-352	0021189- Guasch,Antonio	14,684	11,295	3,389	Other	Supplemental	Corporate	05-NOV-13 - 05-NOV-17
20000- School of Medicine	733030- SOM: Medicine: Nephrology	0000025343- Peritoneal Dialysis Outcomes a	ARBOR RESEARCH COLLABORATIVE FOR HEALTH	-	0005266- Masud,Tahsin	3,443	2,477	966	Other	Supplemental	Private	13-DEC-13 - 12-DEC-16
20000- School of Medicine	733030- SOM: Medicine: Nephrology	0000028872- Protocol No: 156-13-210	OTSUKA PHARMACEUTICAL DEV & COMMERCIALIZ	156-13-210	0363297- Rahbari Oskoui,Frederic Farid	16,622	12,940	3,682	Other	Supplemental	Corporate	28-OCT-14 - 27-OCT-18
20000- School of Medicine	733030- SOM: Medicine: Nephrology	0000029789- Interaction of NEDD4-2 and Ald	NIH NATL INST OF DIABETES DIGESTIVE AND	3R01DK104125-02S1	0361546- Wall,Susan M	21,021	13,475	7,546	Research	Supplemental	Federal	17-AUG-15 - 31-MAY-18
20000- School of Medicine	733030- SOM: Medicine: Nephrology	0000030395- Protocol 156-13-211 A Phase 3b	OTSUKA PHARMACEUTICAL	156-13-211	0363297- Rahbari Oskoui,Frederic Farid	44,784	34,449	10,335	Other	Supplemental	Corporate	06-APR-15 - 06-APR-

Emory University Award Statistics

Fiscal Year : 2016
Period : 12

Operating Unit	Department	Award	Sponsor Name	Award Agency Id	Principal Investigator	Total (\$)	Direct (\$)	Indirect (\$)	Purpose Type	Proposal Type	Sponsor Type	Award Period
			DEV & COMMERCIALIZ									21
20000- School of Medicine	733030- SOM: Medicine: Nephrology	0000036045- Improving communication about	SATELLITE RESEARCH	Awd Ltr 16Jun16	0181260- Plantinga,Laura Christine	100,000	89,556	10,444	Research	New	Corporate	01-SEP-16 - 31-AUG-18
20000- School of Medicine	733030- SOM: Medicine: Nephrology	0000037340- 2016-2018 VA IPA for Feng, Xiu	US DEPT OF VETERANS AFFAIRS	Feng VA-IPA	0380582- Feng,Xiu Yan	157,392	157,392	0	Research	New	Federal	01-JUN-16 - 31-MAY-18
20000- School of Medicine	733035- SOM: Medicine: Pulmonary	0000019870- IK-700-PAH-201	Bellerophon Pulse Technologies	IK-700-PAH-201	0370498- Fisher,Micah Robert	6,485	4,988	1,497	Other	Supplemental	Corporate	30-JAN-13 - 29-JAN-17
20000- School of Medicine	733035- SOM: Medicine: Pulmonary	0000020020- STX-100 for IPF	STROMEDIX	203PF201	0388589- Veeraraghavan,Srihari	975	750	225	Other	Supplemental	Corporate	07-NOV-12 - 06-NOV-19
20000- School of Medicine	733035- SOM: Medicine: Pulmonary	0000020059- GRIPHON OL	ACTELION CLINICAL RESEARCH	AC-065A303	0370498- Fisher,Micah Robert	13,555	10,427	3,128	Other	Supplemental	Corporate	30-NOV-12 - 29-NOV-17
20000- School of Medicine	733035- SOM: Medicine: Pulmonary	0000024561- VX11-770-109	VERTEX PHARMACEUTICALS	VX11-770-109	0391244- Walker,Seth	6,760	5,007	1,753	Other	Supplemental	Corporate	09-OCT-13 - 08-OCT-17
20000- School of Medicine	733035- SOM: Medicine: Pulmonary	0000029216- Autism, Metabolomics, and Envi	UNIVERSITY OF CALIFORNIA LOS ANGELES	1935 G TA389	0006971- Jones,Dean P	84,299	54,038	30,261	Research	Continuation	University	01-AUG-15 - 30-JUN-17
20000- School of Medicine	733035- SOM: Medicine: Pulmonary	0000029502- GS-US-357-1394: A Phase 2, Dos	GILEAD SCIENCES	GS-US-357-1394	0370498- Fisher,Micah Robert	12,108	9,314	2,794	Other	Supplemental	Corporate	18-FEB-15 - 18-FEB-21
20000- School of Medicine	733035- SOM: Medicine: Pulmonary	0000032655- Efficacy and safety of SAR1565	SANOFI US SERVICES INC	SAR156597	0388589- Veeraraghavan,Srihari	526	405	121	Other	Supplemental	Corporate	15-JAN-16 - 14-JAN-19
20000- School of Medicine	733035- SOM: Medicine: Pulmonary	0000032727- TONES-004: Clinical Trial Prot	JAZZ PHARMACEUTICALS	TONES-004	0388827- Collop,Nancy A	650	500	150	Other	Supplemental	Corporate	18-AUG-15 - 17-AUG-19
20000- School of Medicine	733035- SOM: Medicine: Pulmonary	0000033461- TRANSIT-1 Protocol: AC-065A304	ACTELION PHARMACEUTICALS	AC-065A304	0370498- Fisher,Micah Robert	1,275	981	294	Other	Supplemental	Foreign	01-OCT-15 - 01-OCT-21
20000- School of Medicine	733035- SOM: Medicine: Pulmonary	0000033613- Bacterial surface layer-specif	UNIVERSITY OF FLORIDA	UFDSP00011230	0006971- Jones,Dean P	50,605	32,439	18,166	Research	New	University	01-APR-16 - 31-MAR-20
20000- School of Medicine	733035- SOM: Medicine: Pulmonary	0000035458- Ubiquitin Proteasome System in	AMER HEART ASSOCIATION	16POST30930007	1592732- Wade,Brandy E	50,350	50,350	0	Training	New	Private	01-JUL-16 - 30-JUN-18
20000- School of Medicine	733035- SOM: Medicine: Pulmonary	0000036554- RIN-PH-201	UNITED THERAPEUTICS	RIN-PH-201	0370498- Fisher,Micah Robert	0	0	0	Other	New	Corporate	10-AUG-16 - 09-AUG-22
20000- School of Medicine	733035- SOM: Medicine: Pulmonary	0000036558- RIN-PH-202	UNITED THERAPEUTICS	RIN-PH-202	0370498- Fisher,Micah Robert	0	0	0	Other	New	Corporate	10-AUG-16 - 09-AUG-22
20000- School of Medicine	733035- SOM: Medicine: Pulmonary	0000037004- Transfer Subc - Facilitating D	UNIVERSITY OF SOUTHERN CALIFORNIA	75956840	0392867- Sevransky,Jonathan	16,774	12,068	4,706	Other	New	University	01-AUG-15 - 31-JUL-16
20000- School of Medicine	733035- SOM: Medicine: Pulmonary	0000037543- Alcohol Induced Oxidative Stre	NIH NATL INSTITUTE OF ALCOHOL	4K08AA021404-05	0383139- Sueblinvong,Viranuj	177,736	164,570	13,166	Research	Continuation	Federal	01-AUG-16 - 31-JUL-17
20000- School of Medicine	733040- SOM: Medicine: Rheumatology	0000021621- Protocol HGS1006-C1112-Belimum	QUINTILES	Protocol HGS1006-C11	0131536- Lim,Sung Sam	19,203	14,772	4,432	Other	Supplemental	Corporate	13-AUG-13 - 12-AUG-17
20000- School of Medicine	733040- SOM: Medicine: Rheumatology	0000024555- MEDI 546- Protocol CD-IA-MEDI-	MEDIMMUNE	CD-IA-MEDI 546-1145	0131536- Lim,Sung Sam	11,770	9,054	2,716	Other	Supplemental	Corporate	05-DEC-13 - 04-DEC-17
20000- School of Medicine	733040- SOM: Medicine: Rheumatology	0000024570- SABLE STUDY Protocol HGS1006-C	OUTCOME SCIENCES	Protocol HGS1006-C11	0131536- Lim,Sung Sam	664	520	144	Other	Supplemental	Corporate	24-FEB-14 - 25-FEB-18
20000- School of Medicine	733040- SOM: Medicine: Rheumatology	0000029718- Genome Research in African Ame	JOHNS HOPKINS UNIVERSITY	-	0401056- Gladue,Heather S	1,800	1,295	505	Other	Supplemental	University	01-JUL-14 - 30-JUN-16
20000- School of Medicine	733040- SOM: Medicine: Rheumatology	0000032366- A widespread self-management e	NIH NATL CENTER ON MINORITY HEALTH AND H	1R01MD010455-01	0367303- Drenkard,Cristina Marta	390,000	250,000	140,000	Research	New	Federal	23-AUG-16 - 31-MAY-21
20000- School of Medicine	733040- SOM: Medicine: Rheumatology	0000033079- TULIP Study, AstraZeneca Proto	PHARMACEUTICAL RESEARCH ASSOCIATES	Protocol #D3461C0000	0131536- Lim,Sung Sam	975	750	225	Other	Supplemental	Corporate	02-SEP-15 - 01-SEP-19
20000- School of Medicine	733040- SOM: Medicine: Rheumatology	0000033957- PROTOCOL NUMBER: WA29748	GENENTECH	WA29748	0131536- Lim,Sung Sam	14,653	11,272	3,381	Other	Supplemental	Corporate	13-MAY-16 - 16-FEB-20
20000- School of Medicine	733040- SOM: Medicine: Rheumatology	0000034532- Burden of Lupus Comorbidities	GLAXOSMITHKLINE	34128	0131536- Lim,Sung Sam	150,000	117,370	32,630	Other	Continuation	Foreign	17-DEC-15 - 16-DEC-19
20000- School of Medicine	733040- SOM: Medicine: Rheumatology	0000034532- Burden of Lupus Comorbidities	GLAXOSMITHKLINE	34128	0131536- Lim,Sung Sam	76,291	59,695	16,595	Other	Supplemental	Foreign	17-DEC-15 - 16-DEC-19
20000- School of Medicine	733045- SOM: Medicine: General Med	0000025799- Merck UMS	NORTHWESTERN UNIVERSITY	60035616	0005125- Parker,Ruth Murphey	10,000	7,194	2,806	Other	Continuation	University	01-DEC-13 - 31-AUG-16
20000- School of Medicine	733060- SOM: Medicine: Immunology	0000037747- Inhibition of ZAP-70 To Select	NIH NATL INST OF ARTHRITIS MUSCULOSKELET	5K01AR065481-04	0413486- Au-Yeung,Byron	43,386	40,172	3,214	Research	New	Federal	01-JUN-16 - 31-AUG-17
20000- School of Medicine	733505- SOM: Neurology: Admin	0000018098- WA21092B: A Randomized, Double	GENENTECH	WA21092 B	0378501- Lava,Neil Sanford	1,560	1,200	360	Other	Supplemental	Corporate	07-JUN-12 - 06-JUN-16
20000- School of Medicine	733505- SOM: Neurology: Admin	0000019727- A Randomized, Placebo-Controll	MERCKDOME	MK-8931-017-00-0046	0007364- Levey,Allan I	16,051	12,347	3,704	Other	Supplemental	Corporate	15-MAY-13 - 14-MAY-17
20000- School of Medicine	733505- SOM: Neurology: Admin	0000019771- Imaging of Retinal A? Plaques	NEUROVISION IMAGING	-	0007364- Levey,Allan I	650	500	150	Other	Supplemental	Corporate	24-OCT-13 - 23-OCT-17
20000- School of Medicine	733505- SOM: Neurology: Admin	0000021571- BAN2401-201 PCS2 - A Placebo-c	EISAI INCORPORATED	BAN2401-G000-201	0007364- Levey,Allan I	53,195	40,920	12,276	Other	Supplemental	Corporate	18-JUN-13 - 18-JUN-17

Emory University Award Statistics

Fiscal Year : 2016
Period : 12

12/15/2016

Operating Unit	Department	Award	Sponsor Name	Award Agency Id	Principal Investigator	Total (\$)	Direct (\$)	Indirect (\$)	Purpose Type	Proposal Type	Sponsor Type	Award Period
20000- School of Medicine	733505- SOM: Neurology: Admin	0000022204- Discovery of Novel Proteomic T	NIH NATL INSTITUTE ON AGING	3U01AG046161-03S1	0007364- Levey,Allan I	1,541,709	1,277,235	264,474	Research	Continuation	Federal	01-MAY-14 - 30-APR-19
20000- School of Medicine	733505- SOM: Neurology: Admin	0000024787- AD-4833 A Double Blind, Random	QUINTILES	AD-4833	0007364- Levey,Allan I	21,341	16,416	4,925	Other	Supplemental	Corporate	23-JAN-14 - 22-JAN-18
20000- School of Medicine	733505- SOM: Neurology: Admin	0000024874- MK 8931-019-00 A phase III, ra	MERCK SHARP & DOHME CORP	MK 8931-019-07	0007364- Levey,Allan I	2,520	1,938	582	Other	Supplemental	Corporate	15-APR-14 - 14-APR-18
20000- School of Medicine	733505- SOM: Neurology: Admin	0000025047- NATIONAL ALZHEIMER'S COORDINAT	UNIVERSITY OF WASHINGTON	UWSC7721	0007364- Levey,Allan I	26,780	17,167	9,613	Research	Continuation	University	01-JUL-14 - 30-JUN-17
20000- School of Medicine	733505- SOM: Neurology: Admin	0000027582- 14861B: An open-label extensio	H LUNDBECK	14861B	0007364- Levey,Allan I	2,340	1,800	540	Other	Supplemental	Foreign	27-AUG-14 - 26-AUG-18
20000- School of Medicine	733505- SOM: Neurology: Admin	0000030631- Emory Neuroscience NINDS Core	NIH NATL INST OF NEUROLOGICAL DISORDERS	5P30NS055077-07	0007364- Levey,Allan I	624,000	400,112	223,888	Research	Continuation	Federal	01-AUG-15 - 30-JUN-19
20000- School of Medicine	733505- SOM: Neurology: Admin	0000035380- BN29552: A PHASE III, MULTICEN	GENENTECH	BN29552	0007364- Levey,Allan I	8,853	6,810	2,043	Other	Supplemental	Corporate	16-MAY-16 - 16-MAY-22
20000- School of Medicine	733510- SOM: Neurology: Epilepsy	0000013158- N01379: AN OPEN-LABEL, MULTICE	UCB PHARMA	NO1379	1353344- Winkel,Daniel	728	560	168	Other	Supplemental	Corporate	20-MAY-11 - 31-DEC-16
20000- School of Medicine	733510- SOM: Neurology: Epilepsy	0000036784- Maternal Outcomes and Neurodev	NIH NATL INST OF NEUROLOGICAL DISORDERS	4U01NS038455-15	0382911- Meador,Kimford Jay	3,171,989	3,004,273	167,716	Research	Continuation	Federal	01-AUG-16 - 31-JUL-17
20000- School of Medicine	733515- SOM: Neurology: Sleep	0000025579- Sleepiness and sleep drunkenne	NIH NATL INST OF NEUROLOGICAL DISORDERS	5K23NS083748-03	0166988- Trotti,Lynn Marie	181,791	168,325	13,466	Research	Continuation	Federal	01-AUG-14 - 31-JUL-19
20000- School of Medicine	733515- SOM: Neurology: Sleep	0000029997- Characterization of an endogen	NIH NATL INST OF NEUROLOGICAL DISORDERS	5R01NS089719-02	0011271- Rye,David Bruce	594,531	392,699	201,832	Research	Continuation	Federal	01-SEP-15 - 31-AUG-19
20000- School of Medicine	733520- SOM: Neurology: Movement Disor	0000009857- The Parkinson's Progression Ma	MICHAEL J FOX FDTN FOR PARKINSONS RES	TAArget	0368632- Factor,Stewart Alan	3,200	2,560	640	Other	Supplemental	Private	15-JUL-10 - 31-DEC-18
20000- School of Medicine	733520- SOM: Neurology: Movement Disor	0000018010- Prospective Registry Study in	CHDI FOUNDATION	-	0368632- Factor,Stewart Alan	7,751	6,740	1,011	Other	Supplemental	Private	31-OCT-12 - 08-AUG-17
20000- School of Medicine	733520- SOM: Neurology: Movement Disor	0000025203- RM-131-007 A Phase 2, Randomiz	Rhythm Pharmaceuticals	RM-131	0002216- Freeman,Alan	32,405	24,927	7,478	Other	Supplemental	Corporate	04-MAR-14 - 03-MAR-18
20000- School of Medicine	733520- SOM: Neurology: Movement Disor	0000025435- ARC-HDC-16 (First HD Rollover)	HUNTINGTON STUDY GROUP	SD-809-C-16	0368632- Factor,Stewart Alan	1,313	1,010	303	Other	Supplemental	Private	27-MAR-14 - 26-MAR-18
20000- School of Medicine	733520- SOM: Neurology: Movement Disor	0000027278- PSY302 *Ecopipam Treatment of	PSYADON PHARMACEUTICALS	PSY302	0009574- Juncos,Jorge L	4,921	3,785	1,136	Other	Supplemental	Corporate	21-MAY-14 - 20-MAY-18
20000- School of Medicine	733520- SOM: Neurology: Movement Disor	0000027667- Altered catecholamine and meta	William and Bernice E Bumpus Foundation	-	0794045- Hatcher-Martin,Jaime M	50,000	50,000	0	Training	Continuation	Private	01-JUL-14 - 30-JUN-17
20000- School of Medicine	733520- SOM: Neurology: Movement Disor	0000028009- ADS-AMT-PD301 Efficacy and Saf	ADAMAS PHARMACEUTICALS	ADS-AMT-PD301	0009574- Juncos,Jorge L	4,309	3,315	994	Other	Supplemental	Corporate	30-JUN-14 - 29-JUN-18
20000- School of Medicine	733520- SOM: Neurology: Movement Disor	0000028012- ADS-AMT-PD302 *Open-Label Safe	ADAMAS PHARMACEUTICALS	ADS-AMT-PD302	0009574- Juncos,Jorge L	4,343	3,341	1,002	Other	Supplemental	Corporate	30-JUN-14 - 22-MAR-19
20000- School of Medicine	733520- SOM: Neurology: Movement Disor	0000029114- 408-C-1402 A PHASE 2 STUDY OF	REATA PHARMACEUTICALS	408-C-1402	0021932- Wilmot,George Rowland	5,000	3,846	1,154	Other	Supplemental	Corporate	27-JAN-15 - 27-JAN-21
20000- School of Medicine	733520- SOM: Neurology: Movement Disor	0000030344- Dystonia Coalition	NIH NATL CTR FOR ADVANCING TRANSLATIONAL	5U54TR001456-08	0382776- Jinnah,Hyder A	1,249,940	1,096,298	153,642	Research	Continuation	Federal	01-SEP-15 - 30-JUN-17
20000- School of Medicine	733520- SOM: Neurology: Movement Disor	0000031181- CVT-301-004: A Phase 3, Random	CIVITAS THERAPEUTICS, INC	CVT-301-004	0021673- Evatt,Marian L	650	500	150	Other	Supplemental	Corporate	13-APR-15 - 12-APR-19
20000- School of Medicine	733520- SOM: Neurology: Movement Disor	0000033061- CTH-300: A Phase 3, Randomized	CYNAPSUS THERAPEUTICS INC.	CTH-300	0368632- Factor,Stewart Alan	2,715	2,088	627	Other	Supplemental	Corporate	29-SEP-15 - 29-SEP-21
20000- School of Medicine	733520- SOM: Neurology: Movement Disor	0000033491- OPTIMYST/SN-SIAL-351: A Phase	US WORLDMEDS, LLC	OPTIMYST/SN-SIAL-351	0002216- Freeman,Alan	4,224	3,249	975	Other	Supplemental	Corporate	12-NOV-15 - 12-NOV-21
20000- School of Medicine	733520- SOM: Neurology: Movement Disor	0000034417- 16306A RESTORE: A clinical stu	LUNDBECK RESEARCH USA	16306A RESTORE	0021673- Evatt,Marian L	0	0	0	Other	New	Corporate	03-AUG-16 - 03-AUG-22
20000- School of Medicine	733520- SOM: Neurology: Movement Disor	0000034911- CTH-301: An Open-Label, Phase	CYNAPSUS THERAPEUTICS INC.	CTH-301	0368632- Factor,Stewart Alan	6,465	4,973	1,492	Other	Supplemental	Corporate	12-FEB-16 - 12-FEB-22
20000- School of Medicine	733520- SOM: Neurology: Movement Disor	0000035685- APDA CENTER FOR ADVANCED RESEA	AMER PARKINSON DISEASE ASSOCIATION	-	0009449- DeLong,Mahlon R	100,000	100,000	0	Research	New	Private	01-SEP-15 - 31-AUG-16
20000- School of Medicine	733520- SOM: Neurology: Movement Disor	0000035779- A randomized, double-blind, pl	MASSACHUSETTS GENERAL HOSPITAL	PSG Site #32	0021673- Evatt,Marian L	3,000	2,158	842	Other	Supplemental	Private	01-SEP-15 - 30-JUN-17
20000- School of Medicine	733520- SOM: Neurology: Movement Disor	0000036892- Medtronic DBS Grant Fellowship	MEDTRONIC	33711	0368632- Factor,Stewart Alan	25,000	25,000	0	Training	New	Corporate	01-JUL-16 - 30-JUN-17
20000- School of Medicine	733520- SOM: Neurology: Movement Disor	0000038127- Huntingtons Disease Society of	HUNTINGTONS DISEASE SOCIETY OF AMERICA	-	0368632- Factor,Stewart Alan	2,000	2,000	0	Other	New	Private	01-AUG-16 - 31-JUL-17
20000- School of Medicine	733520- SOM: Neurology: Movement Disor	0000038268- 2016-2017 PDF Center of Excell	NATL PARKINSONS FOUNDATION	-	0368632- Factor,Stewart Alan	60,000	60,000	0	Other	New	Private	01-JUL-16 - 30-JUN-17
20000- School of Medicine	733525- SOM: Neurology: Neuro-Rehab	0000026068- VA IPA - Jonathan Drucker	US DEPT OF VETERANS AFFAIRS	5085C0730	1009027- Drucker,Jonathan Harris	2,299	2,299	0	Research	Continuation	Federal	15-DEC-13 - 31-AUG-16

Emory University Award Statistics

Fiscal Year : 2016
Period : 12

Operating Unit	Department	Award	Sponsor Name	Award Agency Id	Principal Investigator	Total (\$)	Direct (\$)	Indirect (\$)	Purpose Type	Proposal Type	Sponsor Type	Award Period
20000- School of Medicine	733525- SOM: Neurology: Neuro-Rehab	0000026387- MENTORING EMORY NEUROCLINICIAN	NIH NATL INST OF NEUROLOGICAL DISORDERS	5R25NS065739-08	0027215- Sathian,Krishnankutty	79,305	73,431	5,874	Other	Continuation	Federal	01-SEP-14 - 30-JUN-19
20000- School of Medicine	733525- SOM: Neurology: Neuro-Rehab	0000029618- Customized cortical stimulatio	NIH NATL INST OF NEUROLOGICAL DISORDERS	5R01NS090677-02	0388731- Buetefisch,Cathrin M	712,984	519,007	193,977	Research	Continuation	Federal	01-AUG-15 - 31-JUL-19
20000- School of Medicine	733525- SOM: Neurology: Neuro-Rehab	0000030628- CROSSMODAL CORRESPONDENCES BET	NIH NATL EYE INST	5R01EY025978-02	0027215- Sathian,Krishnankutty	565,302	362,373	202,929	Research	Continuation	Federal	30-SEP-15 - 29-SEP-18
20000- School of Medicine	733525- SOM: Neurology: Neuro-Rehab	0000031561- Non- invasive cortical stimula	NIH NATL INST OF NEUROLOGICAL DISORDERS	5R21NS092385-02	0388731- Buetefisch,Cathrin M	195,000	125,000	70,000	Research	Continuation	Federal	30-SEP-15 - 31-AUG-17
20000- School of Medicine	733530- SOM: Neurology: Cog Neurobehav	0000024884- DIAN-TU-001: A Phase II/III ra	WASHINGTON UNIVERSITY	DIAN-TU-001	0011028- Lah,James J	57,532	44,255	13,277	Other	Supplemental	University	26-MAR-14 - 25-MAR-18
20000- School of Medicine	733530- SOM: Neurology: Cog Neurobehav	0000034763- Application of proteomics and	US DEPARTMENT OF DEFENSE	W81XWH-16-1-0535	0369243- Hales,Chadwick Mckinley	779,883	499,925	279,958	Research	New	Federal	01-SEP-16 - 31-AUG-19
20000- School of Medicine	733530- SOM: Neurology: Cog Neurobehav	0000035220- CSF, MRI, and PET biomarkers o	NIH NATL INSTITUTE ON AGING	1R01AG054046-01	0386841- Hu,William Tzu-Lung	770,283	497,361	272,922	Research	New	Federal	01-JUL-16 - 31-MAY-21
20000- School of Medicine	733530- SOM: Neurology: Cog Neurobehav	0000035532- H8A-MC-LZAZ(c)/ADC-040-A4: Ant	UNIVERSITY OF SOUTHERN CALIFORNIA	H8A-MC-LZAZ(c)/ADC-0	0011028- Lah,James J	10,000	7,194	2,806	Other	Supplemental	University	11-DEC-15 - 10-DEC-16
20000- School of Medicine	733530- SOM: Neurology: Cog Neurobehav	0000036030- Longitudinal Evaluation of Amy	UNIVERSITY OF SOUTHERN CALIFORNIA	CTALEARN032	0011028- Lah,James J	17,275	13,288	3,987	Other	Supplemental	University	01-NOV-15 - 31-OCT-16
20000- School of Medicine	733530- SOM: Neurology: Cog Neurobehav	0000036122- 15-AVP-786-302: A Phase 3, mul	AVANIR PHARMACEUTICALS	15-AVP-786-302	0011028- Lah,James J	2,345	1,804	541	Other	Supplemental	Corporate	29-MAR-16 - 09-MAR-22
20000- School of Medicine	733535- SOM: Neurology: Neuromuscular	0000032990- Study to Evaluate the Safety,	CYTOKINETICS	CY4031	0098688- Glass,Jonathan D	4,173	3,210	963	Other	Supplemental	Corporate	12-NOV-15 - 11-NOV-19
20000- School of Medicine	733535- SOM: Neurology: Neuromuscular	0000034579- Methodology Study of Novel Ele	BIOGEN	-	0098688- Glass,Jonathan D	15,023	10,808	4,215	Other	Supplemental	Corporate	12-APR-16 - 11-APR-21
20000- School of Medicine	733535- SOM: Neurology: Neuromuscular	0000035630- GN29823: A Phase I, Double-Bli	GENENTECH	GN29823	0098688- Glass,Jonathan D	36,812	28,317	8,495	Other	Supplemental	Corporate	21-MAR-16 - 21-MAR-22
20000- School of Medicine	733545- SOM: Neurology: Stroke	0000028682- Trevo? Retriever Registry-for	STRYKER CORPORATION	Trevo Retriever Regi	0388792- Nogueira,Raul Gomes	31,950	25,000	6,950	Other	Supplemental	Corporate	08-DEC-14 - 07-DEC-18
20000- School of Medicine	733545- SOM: Neurology: Stroke	0000031143- Urokinase-type plasminogen act	NIH NATL INST OF NEUROLOGICAL DISORDERS	5R01NS091201-02	0368204- Yepes,Manuel Salvador	238,875	153,125	85,750	Research	Continuation	Federal	15-SEP-15 - 31-AUG-20
20000- School of Medicine	733545- SOM: Neurology: Stroke	0000035226- LJ501-CRG01: A Phase 3, Placeb	LA JOLLA PHARMACEUTICAL COMPANY	LJ501-CRH01	0392736- Kandiah,Prem A	0	0	0	Other	New	Corporate	02-AUG-16 - 02-AUG-22
20000- School of Medicine	733545- SOM: Neurology: Stroke	0000037273- NINDS Stroke Trials Network	NIH NATL INST OF NEUROLOGICAL DISORDERS	4U10NS086607-04REVIS	0007422- Frankel,Michael Ross	390,000	250,000	140,000	Research	Continuation	Federal	01-AUG-16 - 31-JUL-18
20000- School of Medicine	733570- SOM: Neurology: Neuropsych	0000028763- Mechanistic Potential of Antih	ALZHEIMERS ASSOCIATION	PCTR-15-330530	0401953- Wharton,Whitney L	78,201	78,201	0	Research	Continuation	Private	01-MAY-15 - 30-APR-18
20000- School of Medicine	734000- SOM: Neurosurgery: Admin	0000011551- RNS System Long Term Treatment	NEUROPACE	RNS SYSTEM LT	0356036- Gross,Robert Elkan	1,940	1,437	503	Other	Supplemental	Corporate	23-MAR-11 - 30-NOV-18
20000- School of Medicine	734000- SOM: Neurosurgery: Admin	0000013484- WC11837-10: Phase I Trial of T	MILLENNIUM PHARMA	X05327	0008670- Olson,Jeffrey James	7,435	5,719	1,716	Other	Supplemental	Corporate	27-JUL-11 - 27-JUL-16
20000- School of Medicine	734000- SOM: Neurosurgery: Admin	0000018325- ASBI-603: Multicenter study on	ASUBIO PHARMACEUTICALS	ASBI-603	0377707- Boulis,Nicholas M.	565	435	130	Other	Supplemental	Corporate	27-SEP-12 - 26-SEP-16
20000- School of Medicine	734000- SOM: Neurosurgery: Admin	0000019541- CDX110-04	CELLEX THERAPEUTICS	CDX 110-04	0376448- Hadjipanayis,Constantinos	25,322	18,757	6,565	Other	Supplemental	Corporate	06-NOV-12 - 05-NOV-16
20000- School of Medicine	734000- SOM: Neurosurgery: Admin	0000026420- INTREPID: Implantable Neurosti	BOSTON SCIENTIFIC NEUROMODULATION CORP	INTREPID	0356036- Gross,Robert Elkan	9,990	7,400	2,590	Other	Supplemental	Corporate	12-JUN-14 - 11-JUN-18
20000- School of Medicine	734000- SOM: Neurosurgery: Admin	0000033045- A double-blind, controlled pha	SUNOVION PHARMACEUTICALS INC	SB-STR02	0356036- Gross,Robert Elkan	17,854	13,225	4,629	Other	Supplemental	Corporate	18-APR-16 - 17-APR-21
20000- School of Medicine	734000- SOM: Neurosurgery: Admin	0000033048- TBI-01 - A Double-Blind, Contr	INC RESEARCH	TBI-01	0356036- Gross,Robert Elkan	6,750	5,000	1,750	Other	Supplemental	Corporate	18-APR-16 - 18-APR-21
20000- School of Medicine	734000- SOM: Neurosurgery: Admin	0000034099- A phase 2b/3, Double-blind, Ra	VERTEX PHARMACEUTICALS	VX15-210-101	0403920- Ahmad,Faiz U	22,239	16,473	5,766	Other	Supplemental	Corporate	29-FEB-16 - 28-FEB-21
20000- School of Medicine	734000- SOM: Neurosurgery: Admin	0000034890- Medical Scientist Training Pro	NIH NATL INST OF GENERAL MEDICAL SCIENCE	3T32GM008169-30S1	0356036- Gross,Robert Elkan	943,321	900,949	42,372	Training	Continuation	Federal	01-JUL-16 - 30-JUN-17
20000- School of Medicine	734000- SOM: Neurosurgery: Admin	0000034890- Medical Scientist Training Pro	NIH NATL INST OF GENERAL MEDICAL SCIENCE	3T32GM008169-30S1	0356036- Gross,Robert Elkan	102,212	97,752	4,460	Training	Supplemental	Federal	01-JUL-16 - 30-JUN-17
20000- School of Medicine	734000- SOM: Neurosurgery: Admin	0000034933- RNS System Post-Approval Study	NEUROPACE	-	0391977- Willie,Jon T	10,541	7,808	2,733	Research	Supplemental	Corporate	16-MAY-16 - 15-MAY-20
20000- School of Medicine	734000- SOM: Neurosurgery: Admin	0000036028- Defining Mechanisms of extrace	NIH NATL CANCER INSTITUTE	3R01CA163722-04S2	0144558- Van Meir,Erwin G	41,721	29,401	12,320	Research	Supplemental	Federal	01-APR-16 - 31-MAR-18

Emory University Award Statistics

Fiscal Year : 2016
Period : 12

12/15/2016

Operating Unit	Department	Award	Sponsor Name	Award Agency Id	Principal Investigator	Total (\$)	Direct (\$)	Indirect (\$)	Purpose Type	Proposal Type	Sponsor Type	Award Period
20000- School of Medicine	734000- SOM: Neurosurgery: Admin	0000036286- A PHASE 3, RANDOMIZED, OPEN-LA	Pharm-Olam International(UK) LTD	-	0377219- loachimescu,Adriana G	0	0	0	Other	New	Foreign	31-MAY-16 - 31-MAY-21
20000- School of Medicine	734000- SOM: Neurosurgery: Admin	0000037610- ENRICH - Design and Leadership	NICO Corporation	-	0402173- Pradilla,Gustavo	1,047,247	671,312	375,935	Research	New	Corporate	01-JUN-16 - 31-MAY-19
20000- School of Medicine	734500- SOM: Ophthal: Admin	0000007082- DRCR: Protocol N	JAEB CENTER FOR HEALTH RESEARCH	DRCR: PROTOCOL N/U10	0359773- Cribbs,Blaine	250	183	67	Other	Supplemental	Private	21-JUN-10 - 31-DEC-18
20000- School of Medicine	734500- SOM: Ophthal: Admin	0000025538- A PHASE 3 RANDOMIZED, DOUBLE-M	OPHTHOTECH CORPORATION	OPH1003	0759709- Bergstrom,Chris S.	5,437	4,182	1,255	Other	Supplemental	Corporate	08-JAN-14 - 07-JAN-18
20000- School of Medicine	734500- SOM: Ophthal: Admin	0000027849- SCORE2: Study of Comparative T	PENNSYLVANIA STATE UNIVERSITY	EMUEY023533	0398267- Hendrick,Andrew M	6,403	4,606	1,796	Other	Supplemental	University	30-SEP-13 - 31-MAR-16
20000- School of Medicine	734500- SOM: Ophthal: Admin	0000030056- 192024-092: The Efficacy and S	ALLERGAN	192024-092	0007539- Beck,Allen D	30,596	23,535	7,061	Other	Supplemental	Corporate	06-MAY-15 - 31-JAN-19
20000- School of Medicine	734500- SOM: Ophthal: Admin	0000030846- Macular Edema Treatment Trials	JOHNS HOPKINS UNIVERSITY	2002484216	0156393- Yeh,Steven	36,280	33,160	3,120	Other	Continuation	University	30-SEP-14 - 31-JAN-17
20000- School of Medicine	734500- SOM: Ophthal: Admin	0000030846- Macular Edema Treatment Trials	JOHNS HOPKINS UNIVERSITY	2002484216	0156393- Yeh,Steven	6,950	5,000	1,950	Other	Supplemental	University	30-SEP-14 - 31-JAN-17
20000- School of Medicine	734500- SOM: Ophthal: Admin	0000031425- CLS 1003-201: TANZANITE: Safet	PPD DEVELOPMENT	CLS 1003-201	0398267- Hendrick,Andrew M	7,653	5,887	1,766	Other	Supplemental	Corporate	06-APR-15 - 05-APR-19
20000- School of Medicine	734500- SOM: Ophthal: Admin	0000032043- PEDIG: Phase 1 Trial of Bevac	JAEB CENTER FOR HEALTH RESEARCH	-	0011047- Hutchinson,Amy Kathleen	7,541	5,882	1,659	Other	Supplemental	Private	01-JAN-15 - 31-DEC-18
20000- School of Medicine	734500- SOM: Ophthal: Admin	0000032595- OPH1004B: A PHASE 3 RANDOMIZE	OPHTHOTECH CORPORATION	OPH1004	0759709- Bergstrom,Chris S.	10,335	7,950	2,385	Other	Supplemental	Corporate	16-SEP-15 - 16-SEP-20
20000- School of Medicine	734500- SOM: Ophthal: Admin	0000033742- P-30 Core Grant for Vision Res	NIH NATL EYE INST	2P30EY006360-31	0000987- Iuvone,Paul Michael	624,000	400,000	224,000	Research	Renewal	Federal	01-SEP-16 - 31-AUG-17
20000- School of Medicine	734500- SOM: Ophthal: Admin	0000034433- GS-LHON-CLIN-03B REVERSE: A Ra	PHARMACEUTICAL RESEARCH ASSOCIATES	GS-LHON-CLIN-03B	0000874- Newman,Nancy J	27,930	21,484	6,445	Other	Supplemental	Corporate	20-JAN-16 - 20-JAN-22
20000- School of Medicine	734500- SOM: Ophthal: Admin	0000035206- Phase 3 Triamcinolone Acetonid	CHILTERN INTERNATIONAL, INC.	CLS1001-301	0156393- Yeh,Steven	14,400	11,077	3,323	Other	Supplemental	Corporate	25-MAR-16 - 25-MAR-22
20000- School of Medicine	734502- SOM: Ophthal: Chairman	0000002124- RPB UNRESTRICTED GRANT	RESEARCH TO PREVENT BLINDNESS	RPB UNRESTRICTED GRA	0007539- Beck,Allen D	115,000	115,000	0	Research	Continuation	Private	01-JUL-08 - 30-JUN-17
20000- School of Medicine	734508- SOM: Ophthal: Basic Research	0000025653- Neuromodulators and Circadian	NIH NATL INSTITUTE OF HEALTH	5R01EY004864-33	0000987- Iuvone,Paul Michael	390,000	250,000	140,000	Research	Continuation	Federal	01-SEP-14 - 31-AUG-18
20000- School of Medicine	734520- SOM: Ophthal: Cornea	0000020358- KXL-001-A Multi-Center, Random	AVEDRO, INC.	KXL-001	0329524- Randleman,James B	500	385	115	Other	Supplemental	Corporate	09-JAN-13 - 08-JAN-18
20000- School of Medicine	734532- SOM: Ophthal: Pediatric	0000003043- PEDIATRIC EYE DISEASE INVESTIG	JAEB CENTER FOR HEALTH RESEARCH	ATS18	0009336- Lambert,Scott R	400	293	107	Other	Supplemental	Private	01-FEB-00 - 31-DEC-18
20000- School of Medicine	734532- SOM: Ophthal: Pediatric	0000020688- A Randomized, Multicenter, Dou	BAUSCH AND LOMB	-	0216448- Lenhart,Phoebe Dean	6,220	4,785	1,435	Other	Supplemental	Corporate	27-FEB-14 - 26-FEB-16
20000- School of Medicine	734534- SOM: Ophthal: Retina	0000016603- A Prospective, MultiCenter Pos	VISIONCARE OPHTHALMIC TECHNOLOGIES	PAS-01	0759709- Bergstrom,Chris S.	12,923	9,941	2,982	Other	Supplemental	Corporate	24-JAN-12 - 23-JAN-16
20000- School of Medicine	734534- SOM: Ophthal: Retina	0000020288- DRCR- Genes in Diabetic Retino	JAEB CENTER FOR HEALTH RESEARCH	U10EY14231	0328557- Yan,Jonng	5,325	3,831	1,494	Other	Supplemental	Private	02-NOV-12 - 31-DEC-18
20000- School of Medicine	734534- SOM: Ophthal: Retina	0000020860- Protocol T-A Comparative Effec	JAEB CENTER FOR HEALTH RESEARCH	U10EY14231	0398267- Hendrick,Andrew M	955	687	268	Other	Supplemental	Private	14-DEC-12 - 31-DEC-18
20000- School of Medicine	735000- SOM: Orthopaedics: Admin	0000015880- Evaluating the Safety and Effi	MESOBLAST LIMITED	MSB-DR003	0154968- Beckworth,William J.	13,054	9,889	3,165	Other	Supplemental	Foreign	31-JAN-12 - 30-JAN-17
20000- School of Medicine	735000- SOM: Orthopaedics: Admin	0000030431- MSB-DR003: Prospective, Multic	MESOBLAST LIMITED	MSB-DR003	0154968- Beckworth,William J.	651	501	150	Other	Supplemental	Foreign	15-MAY-15 - 15-MAY-21
20000- School of Medicine	735000- SOM: Orthopaedics: Admin	0000030448- B3451002 "A PHASE 2b, RANDOMIZ	INVENTIV HEALTH CLINICAL, LLC	-	0883702- Michael,Keith	13,771	10,593	3,178	Other	Supplemental	Corporate	24-MAR-15 - 23-MAR-19
20000- School of Medicine	735000- SOM: Orthopaedics: Admin	0000030748- Cervical Spondylotic Myelopath	LAHEY CLINIC INC	CE-1304-6173	0002100- Heller,John G	29,386	21,406	7,980	Other	Continuation	Private	01-DEC-14 - 30-SEP-17
20000- School of Medicine	735000- SOM: Orthopaedics: Admin	0000035391- Evaluation of local Vancomycin	American Orthopaedic Foot & Ankle Societ	2016-1952-S	0401104- Bariteau,Jason T	20,000	20,000	0	Research	New	Private	01-JUL-16 - 30-JUN-17
20000- School of Medicine	735500- SOM: Otolaryngology:Admin	0000035464- Palate bone formation and the	AMER ACADEMY OF OTOLARYNGOLOGY - HEAD	CORE Award_Lipin, Ro	0400621- Lipin,Rosa	10,000	9,091	909	Research	New	Private	01-JUL-16 - 30-JUN-17
20000- School of Medicine	735500- SOM: Otolaryngology:Admin	0000036791- A Comparison of the Bacterial	AMER ACADEMY OF OTOLARYNGOLGY FOUNDATION	Bradford Bell_AA OA	0400628- Bradford Bell,Elizabeth	5,458	5,458	0	Research	New	Private	01-JUL-16 - 30-JUN-17
20000- School of Medicine	735500- SOM: Otolaryngology:Admin	0000037741- Clinical Scholars Program	ROBERT WOOD JOHNSON FOUNDATION	74006	0159404- Moore,Charles E	105,000	105,000	0	Training	New	Private	01-SEP-16 - 31-AUG-19
20000- School of Medicine	736000- SOM: Pathology: Admin	0000017980- FRESHLY DRAWN BLOOD AND BLOOD	CENTERS FOR DISEASE CONTROL	200-2012-51332	0098212- Roback,John Donald	6,870	5,040	1,830	Other	Supplemental	Federal	01-AUG-12 - 31-JUL-17
20000- School of Medicine	736000- SOM: Pathology: Admin	0000025633- Control of Epithelial Prolifer	NIH NATL CANCER INSTITUTE	5R01CA179424-03	0132519- Neish,Andrew S	323,700	207,500	116,200	Research	Continuation	Federal	08-SEP-14 - 31-AUG-18
20000- School of Medicine	736000- SOM: Pathology: Admin	0000026074- Mechanotransduction to the Nuc	NIH NATL HEART LUNG AND BLOOD INSTITUTE	5F30HL122065-03	1829836- Chambers,Dwight McCoy	46,580	46,580	0	Training	Continuation	Federal	02-SEP-14 - 01-MAY-18

Emory University Award Statistics

Fiscal Year : 2016
Period : 12

12/15/2016

Operating Unit	Department	Award	Sponsor Name	Award Agency Id	Principal Investigator	Total (\$)	Direct (\$)	Indirect (\$)	Purpose Type	Proposal Type	Sponsor Type	Award Period
20000- School of Medicine	736000- SOM: Pathology: Admin	0000026230- Characterization of Factors In	HEMOPHILIA OF GEORGIA	-	1382638- Stowell,Sean R	165,000	150,000	15,000	Research	Continuation	Private	01-APR-14 - 31-MAR-17
20000- School of Medicine	736000- SOM: Pathology: Admin	0000027059- Adverse effects of RBC transfu	NIH NATL HEART LUNG AND BLOOD INSTITUTE	5R01HL095479-07	0098212- Roback,John Donald	831,394	704,467	126,927	Research	Continuation	Federal	22-SEP-14 - 31-JUL-18
20000- School of Medicine	736000- SOM: Pathology: Admin	0000029837- Development of AEP-related CSF	BRIGHTFOCUS FOUNDATION	A2015359F	0392793- Zhang,Zhentao	50,000	50,000	0	Research	Continuation	Private	01-JUL-15 - 30-JUN-17
20000- School of Medicine	736000- SOM: Pathology: Admin	0000030203- Using lamprey antibodies to pr	UNIVERSITY OF WISCONSIN-MADISON	613K476 Am 1	0380405- Herrin,Brantley R	98,675	63,253	35,422	Research	Continuation	University	01-MAY-15 - 30-APR-17
20000- School of Medicine	736000- SOM: Pathology: Admin	0000031965- Development of Gleevec for TB	NIH NATL INST OF ALLERGY AND INFECTIOUS	5UH2AI122320-02	0354334- Kalman,Daniel	599,999	574,294	25,705	Research	Continuation	Federal	25-SEP-15 - 31-AUG-17
20000- School of Medicine	736000- SOM: Pathology: Admin	0000033608- Induction of naturally occurri	AMER SOCIETY OF HEMATOLOGY	ASH Fellow Scholar A	1335383- Arthur,Connie	50,000	50,000	0	Research	New	Private	01-JUL-16 - 30-JUN-18
20000- School of Medicine	736000- SOM: Pathology: Admin	0000033703- Molecular Regulation of AEP du	NIH NATL INSTITUTE ON AGING	1RF1AG051538-01A1	0025253- Ye,Keqiang	3,307,629	2,120,275	1,187,354	Research	New	Federal	01-AUG-16 - 30-JUN-21
20000- School of Medicine	736000- SOM: Pathology: Admin	0000033797- Aptima HSV 1 & 2 Assay Method	HOLOGIC	Aptima HSV 1 & 2 Ass	0150612- Kraft,Colleen	18,350	14,115	4,235	Other	Supplemental	Corporate	27-AUG-15 - 26-AUG-16
20000- School of Medicine	736000- SOM: Pathology: Admin	0000034749- Definition of an Ancient T cel	NIH NATL INST OF GENERAL MEDICAL SCIENCE	2R01GM100151-05	0380137- Cooper,Max Dale	305,292	195,700	109,592	Research	Renewal	Federal	01-SEP-16 - 30-JUN-20
20000- School of Medicine	736000- SOM: Pathology: Admin	0000037305- Global Health Corps - Zambia 2	Global Health Corps	-	0365236- Allen,Susan	23,050	23,050	0	Training	New	Private	25-JUN-16 - 28-JUL-17
20000- School of Medicine	736000- SOM: Pathology: Admin	0000037342- Anaplastic Astrocytoma Study f	Orbus Therapeutics Incorporated	-	0328983- Brat,Daniel Jay	20,272	12,995	7,277	Research	New	Corporate	01-JUL-16 - 30-JUN-18
20000- School of Medicine	736000- SOM: Pathology: Admin	0000037460- Regulation of actin dynamics d	NIH NATL INST OF ARTHRITIS MUSCULOSKELET	4R01AR048615-15	0126685- Ono,Shoichiro	351,000	225,000	126,000	Research	Continuation	Federal	01-AUG-16 - 31-JUL-17
20000- School of Medicine	736000- SOM: Pathology: Admin	0000038067- Functional study of the lampre	NATL SCIENCE FOUNDATION	1655163	0380464- Hirano,Masayuki	142,587	93,194	49,393	Research	New	Federal	01-SEP-16 - 31-AUG-17
20000- School of Medicine	736500- SOM: Peds: Administration	0000009512- NICHD Neonatal Research Networ	RESEARCH TRIANGLE INSTITUTE	HD036790	0726659- Carlton,David	45,339	29,063	16,276	Research	Supplemental	Private	01-APR-10 - 31-MAR-17
20000- School of Medicine	736506- SOM: Peds: Rheumatology	0000011949- Gene expression in pediatric a	CHILDRENS HOSPITAL MEDICAL CENTER	134737	0384103- Prahald,Sampath	302	217	85	Other	Supplemental	Private	01-SEP-11 - 31-AUG-17
20000- School of Medicine	736510- SOM: Peds: Gastroenterology	0000023837- Risk Stratification & Identifi	CROHNS AND COLITIS FOUNDATION OF AMERICA	292052	0382359- Kugathasan,Subramaniam	704,005	661,839	42,166	Research	Continuation	Private	01-JUL-13 - 30-JUN-17
20000- School of Medicine	736510- SOM: Peds: Gastroenterology	0000025554- The Childhood Liver Disease Re	NIH NATL INSTITUTE OF HEALTH	5U01DK062470-13	0391110- Karpen,Saul	251,902	191,714	60,188	Research	Continuation	Federal	10-AUG-14 - 31-MAY-19
20000- School of Medicine	736510- SOM: Peds: Gastroenterology	0000028005- Ileal Bile Acid Transporter Me	NIH NATL INSTITUTE OF HEALTH	5R01DK047987-23	0403037- Dawson,Paul	339,300	217,500	121,800	Research	Continuation	Federal	01-AUG-14 - 31-JUL-18
20000- School of Medicine	736510- SOM: Peds: Gastroenterology	0000029653- IRB00076530 Gilead GS-US-337-1	GILEAD SCIENCES	GS-US-337-1116	0021915- Romero Jr.,Rene	1,300	1,000	300	Other	Supplemental	Corporate	31-OCT-14 - 30-OCT-17
20000- School of Medicine	736510- SOM: Peds: Gastroenterology	0000034387- Anti-LPS antibody for Pediatri	NIH NATL INST OF CHILD HEALTH AND HUMAN	1R21HD089056-01	0373832- Vos,Miriam Benedicta	234,000	150,000	84,000	Research	New	Federal	01-SEP-16 - 31-AUG-18
20000- School of Medicine	736510- SOM: Peds: Gastroenterology	0000035542- Anti-TNF Therapy for Refractor	CINCINNATI CHILDRENS HOSPITAL	136542	0382359- Kugathasan,Subramaniam	2,000	1,818	182	Other	Supplemental	Private	01-NOV-15 - 28-FEB-17
20000- School of Medicine	736510- SOM: Peds: Gastroenterology	0000037177- Immune mechanisms of ischemic	NIH NATL INST OF DIABETES DIGESTIVE AND	4K08DK091506-05	0365183- Gupta,Nitika Arora	150,736	139,570	11,166	Research	Continuation	Federal	01-AUG-16 - 31-JUL-17
20000- School of Medicine	736510- SOM: Peds: Gastroenterology	0000037311- Causes and consequences of neu	NIH NATL INST OF DIABETES DIGESTIVE AND	4R01DK098231-04	0382359- Kugathasan,Subramaniam	634,477	499,997	134,480	Research	Continuation	Federal	01-AUG-16 - 31-JUL-18
20000- School of Medicine	736512- SOM: Peds: Neurology	0000032104- Sarepta 4658-203 *An Open-Labe	INVENTIV HEALTH CLINICAL, LLC	-	0123530- Phan,Han C.	119,527	91,944	27,583	Other	Supplemental	Corporate	01-SEP-15 - 31-AUG-20
20000- School of Medicine	736512- SOM: Peds: Neurology	0000032291- 547 547-SSE-302 *An Open Label	SAGE THERAPEUTICS INC	Sage-547 547-SSE-302	0389736- Hallman-Cooper,Jamika L	18,975	14,596	4,379	Other	Supplemental	Corporate	03-JUN-15 - 02-JUN-17
20000- School of Medicine	736512- SOM: Peds: Neurology	0000034040- Novel Therapies for Epilepsy U	NORTHWESTERN UNIVERSITY	60040984 EU	0408934- Koh,Sookyong	32,322	20,719	11,603	Research	Continuation	University	01-SEP-15 - 31-JUL-17
20000- School of Medicine	736512- SOM: Peds: Neurology	0000034861- ULTRAGENYX-UX007 Triheptanoin-	ULTRAGENYX PHARMACEUTICAL, INC	UX007	0406691- Tarquinio,Daniel C	5,000	3,846	1,154	Other	Supplemental	Corporate	09-FEB-16 - 19-FEB-22
20000- School of Medicine	736512- SOM: Peds: Neurology	0000037418- Catalyst EAP-001-Amend 3-An Op	CATALYST PHARMACEUTICALS, INC	-	0401037- Verma,Sumit	14,050	10,808	3,242	Other	Supplemental	Corporate	29-JUN-16 - 28-JUN-21
20000- School of Medicine	736514- SOM: Peds: Nephrology	0000018900- IRB00057116 Alexion M11-001	ALEXION PHARMACEUTICALS	-	0371881- Greenbaum,Laurence Adam	2,500	1,799	701	Other	Supplemental	Corporate	30-MAY-12 - 29-MAY-16
20000- School of Medicine	736514- SOM: Peds: Nephrology	0000020253- IRB00057115 Alexion C11-03	ALEXION PHARMACEUTICALS	C11-003	0371881- Greenbaum,Laurence Adam	1,390	1,000	390	Other	Supplemental	Corporate	16-OCT-12 - 15-OCT-16
20000- School of Medicine	736514- SOM: Peds: Nephrology	0000023805- CKID III	CHILDRENS MERCY HOSPITAL	13-0027	0371881- Greenbaum,Laurence Adam	9,857	7,091	2,766	Other	Supplemental	Private	01-AUG-13 - 31-JUL-16
20000- School of Medicine	736514- SOM: Peds: Nephrology	0000024952- IRB00063037 Rochester GFR	UNIVERSITY OF ROCHESTER	416167	0371881- Greenbaum,Laurence	834	600	234	Other	Supplemental	University	01-AUG-13 - 30-APR-

Emory University Award Statistics

Fiscal Year : 2016
Period : 12

Operating Unit	Department	Award	Sponsor Name	Award Agency Id	Principal Investigator	Total (\$)	Direct (\$)	Indirect (\$)	Purpose Type	Proposal Type	Sponsor Type	Award Period
					Adam							16
20000- School of Medicine	736514- SOM: Peds: Nephrology	0000030821- "Cystinosis: Clinical Outcome	RAPTOR THERAPEUTICS	-	0371881- Greenbaum,Laurence Adam	15,000	11,538	3,462	Other	Supplemental	Corporate	31-JUL-15 - 30-JUL-19
20000- School of Medicine	736514- SOM: Peds: Nephrology	0000035656- Velphoro Study- PA-CL-PED-01:An	COVANCE	-	0371881- Greenbaum,Laurence Adam	0	0	0	Other	New	Corporate	05-JUL-16 - 04-JUL-21
20000- School of Medicine	736516- SOM: Peds: Children's Hrt Ctr	0000022651- COMPASSION	EDWARDS LIFESCIENCES	COMPASSION	0363979- Kim,Dennis Wonchul	2,665	2,050	615	Other	Supplemental	Corporate	01-JUL-13 - 31-JUL-21
20000- School of Medicine	736516- SOM: Peds: Children's Hrt Ctr	0000023570- GSO 10-09: GORE Septal Occlud	W L GORE AND ASSOCIATES	GSO 10-09	0000244- Vincent,Robert N	806	620	186	Other	Supplemental	Corporate	03-OCT-13 - 03-OCT-17
20000- School of Medicine	736516- SOM: Peds: Children's Hrt Ctr	0000032443- Tracking Outcomes and Practice	ASSOCIATION FOR PEDIATRIC	-	0158020- Kanaan,Usama B	993	777	216	Other	Supplemental	Foreign	01-JUN-15 - 31-MAY-17
20000- School of Medicine	736516- SOM: Peds: Children's Hrt Ctr	0000033336- ASO 522-Closure of Atrial Sept	ST JUDE MEDICAL	ASO 522	0397695- Petit,Christopher J	2,859	2,237	622	Other	Supplemental	Corporate	22-OCT-15 - 22-OCT-19
20000- School of Medicine	736516- SOM: Peds: Children's Hrt Ctr	0000034745- A Hybrid Biology- Microelectron	NATL SCIENCE FOUNDATION	1609831	0405992- Cho,Hee Cheol	225,000	149,118	75,882	Research	New	Federal	01-AUG-16 - 31-JUL-19
20000- School of Medicine	736516- SOM: Peds: Children's Hrt Ctr	0000035507- DTRT_Quantitative Detection of	TAI DIAGNOSTICS, INC.	-	0376750- Deshpande,Shriprasad	10,530	8,100	2,430	Other	New	Corporate	04-MAR-16 - 31-MAY-19
20000- School of Medicine	736516- SOM: Peds: Children's Hrt Ctr	0000035574- Durable cardiac pacing from TB	AMER HEART ASSOCIATION SOUTHERN RES	16post31080038	0407768- Li,Jun	52,200	52,200	0	Training	New	Private	01-JUL-16 - 30-JUN-18
20000- School of Medicine	736516- SOM: Peds: Children's Hrt Ctr	0000036183- COMPASSION S3: COngenital Mult	EDWARDS LIFESCIENCES	-	0363979- Kim,Dennis Wonchul	0	0	0	Other	New	Corporate	08-AUG-16 - 07-AUG-21
20000- School of Medicine	736516- SOM: Peds: Children's Hrt Ctr	0000036232- Chronic Graft Destruction: In	Vanderbilt University Medical Center	VUMC40875	0356730- Mahle,William T	3,472	2,717	755	Research	New	Private	01-MAY-16 - 31-JAN-17
20000- School of Medicine	736516- SOM: Peds: Children's Hrt Ctr	0000038308- CPN STEM CELL FUND WORK PLAN	GEORGIA INSTITUTE OF TECHNOLOGY	-	0395989- Xu,Chunhui	400,000	400,000	0	Other	New	University	01-JUL-16 - 30-JUN-19
20000- School of Medicine	736518- SOM: Peds: General	0000031892- 2015 AAMC Accelerating Health	ASSOCIATION OF AMERICAN MEDICAL COLLEGES	GT-32001-02-2	0009755- Pettignano,Robert	12,500	12,500	0	Other	Supplemental	Private	20-MAY-15 - 30-JUN-18
20000- School of Medicine	736520- SOM: Peds: Infectious Disease	0000020213- DMID 11-0070 GenXpert Identifi	UNIVERSITY OF ALABAMA BIRMINGHAM	000406291-010	0373745- Shane,Andrea Lucille	8,976	6,569	2,407	Other	Supplemental	University	01-FEB-12 - 28-FEB-17
20000- School of Medicine	736520- SOM: Peds: Infectious Disease	0000027615- An Observational, Non-Interven	UNITED BIOSCIENCE CORPORATION	D4800L00009	0397901- Anderson,Evan J	14,393	10,355	4,038	Other	Supplemental	Corporate	02-DEC-14 - 01-DEC-18
20000- School of Medicine	736520- SOM: Peds: Infectious Disease	0000033717- Pilot Evaluation of the FilmAr	BIOFIRE DIAGNOSTICS, LLC	-	0984163- Yi,Jumi	30,649	22,703	7,946	Other	Supplemental	Corporate	02-DEC-15 - 01-DEC-19
20000- School of Medicine	736520- SOM: Peds: Infectious Disease	0000036310- Entry mechanisms used by a mod	NIH NATL INST OF ALLERGY AND INFECTIOUS	4R01AI053668-16	0388096- Melikian,Gregory B	366,600	235,000	131,600	Research	Continuation	Federal	01-MAY-16 - 30-APR-18
20000- School of Medicine	736522- SOM: Peds: Emergency Medicine	0000029858- MST-188-01 EVALUATION OF PURIF	MAST Therapeutics, Inc.	MST-188-01	0398597- Morris,Claudia R	34,580	26,600	7,980	Other	Supplemental	Corporate	05-JAN-15 - 04-JAN-19
20000- School of Medicine	736524- SOM: Peds: Critical Care	0000025997- CAF PINT	UNIVERSITY OF CALIFORNIA SAN FRANCISCO	7746sc	0365731- Pham,Nga Bach	1,000	782	218	Other	Supplemental	University	01-AUG-13 - 31-JUL-16
20000- School of Medicine	736524- SOM: Peds: Critical Care	0000026099- HALF PINT	CHILDRENS HOSPITAL OF BOSTON	74159	0365731- Pham,Nga Bach	4,500	3,521	979	Other	Supplemental	Private	01-JUL-13 - 30-JUN-17
20000- School of Medicine	736524- SOM: Peds: Critical Care	0000026637- Selective Cytopheric Device St	CINCINNATI CHILDRENS HOSPITAL	134248	0024398- Paden,Matthew L	9,713	7,600	2,113	Other	Supplemental	Private	01-SEP-15 - 31-AUG-16
20000- School of Medicine	736528- SOM: Peds: Allergy	0000034592- GT11502-An open-label, multi-c	GRIFOLS	-	0033918- Kobrynski,Lisa	20,774	15,980	4,794	Other	Supplemental	Corporate	08-JUL-16 - 07-JUL-21
20000- School of Medicine	736534- SOM: Peds: Cystic Fibrosis	000002617- EPIC OBSERVATIONAL STUDY	SEATTLE CHILDRENS HOSPITAL	10909SUB	0359286- Stecenko,Arlene Audray	2,738	2,536	203	Other	Supplemental	Private	01-APR-09 - 31-MAR-18
20000- School of Medicine	736534- SOM: Peds: Cystic Fibrosis	0000019748- CFFC-OB-11	SEATTLE CHILDREN'S RESEARCH INSTITUTE	10652SUB	0359286- Stecenko,Arlene Audray	263	195	68	Other	Supplemental	Private	15-NOV-12 - 14-NOV-17
20000- School of Medicine	736534- SOM: Peds: Cystic Fibrosis	0000020475- Redox imbalance and the develo	CYSTIC FIBROSIS FOUNDATION THERPEU.	STECEN13A0	0359286- Stecenko,Arlene Audray	108,000	100,000	8,000	Research	Continuation	Private	01-APR-13 - 30-SEP-16
20000- School of Medicine	736534- SOM: Peds: Cystic Fibrosis	0000027925- Contribution of neutrophils to	NIH NATL HEART LUNG AND BLOOD INSTITUTE	3R01HL126603-02S2REV	0392690- Tirouvanziam,Rabindra M	156,000	100,000	56,000	Research	Supplemental	Federal	14-SEP-15 - 30-JUN-19
20000- School of Medicine	736534- SOM: Peds: Cystic Fibrosis	0000027958- IRB0072469 Seattle Children's	SEATTLE CHILDREN'S RESEARCH INSTITUTE	11028SUB	0359286- Stecenko,Arlene Audray	2,904	2,089	815	Other	Supplemental	Private	01-JUN-14 - 31-MAY-18
20000- School of Medicine	736538- SOM: Peds: Marcus Center	0000027865- Simons Simplex Collection Proj	SIMONS FOUNDATION	SSCSG-2	0391430- Saulnier,Celine A	5,787	4,822	965	Research	Continuation	Private	01-APR-14 - 31-MAR-17
20000- School of Medicine	736538- SOM: Peds: Marcus Center	0000029602- Efficacy of the Direct Instruc	US DEPARTMENT OF DEFENSE	W81XWH-15-1-0154	0398645- Scahill,Lawrence D	258,629	238,326	20,303	Other	Continuation	Federal	15-JUN-15 - 14-JUN-20
20000- School of Medicine	736538- SOM: Peds: Marcus Center	0000034836- Pathogenic insight into ASD fr	NIH NATL INSTITUTE OF MENTAL HEALTH	1K01MH108741-01A1	0398901- Robillard Shultz,Sarah	173,638	161,510	12,128	Research	New	Federal	22-JUL-16 - 30-JUN-21
20000- School of Medicine	736538- SOM: Peds: Marcus Center	0000036209- Mechanisms of Risk and Resilie	NIH NATL INSTITUTE OF MENTAL HEALTH	3P50MH100029-05S1	0389593- Klin,Ami	276,972	155,166	121,806	Research	Supplemental	Federal	01-JUN-16 - 31-MAY-17
20000- School of Medicine	736542- SOM: Peds: Neuro-Oncology	0000011443- A Phase II Study of Dasatinib	BRISTOL MYERS SQUIBB	CA180-226-047	0133638- Cooper,Todd M	2,015	1,550	465	Other	Supplemental	Corporate	08-NOV-10 - 07-NOV-15

Emory University Award Statistics

Fiscal Year : 2016
Period : 12

Operating Unit	Department	Award	Sponsor Name	Award Agency Id	Principal Investigator	Total (\$)	Direct (\$)	Indirect (\$)	Purpose Type	Proposal Type	Sponsor Type	Award Period
20000- School of Medicine	736542- SOM: Peds: Neuro-Oncology	000019963- IRB00058838 NANT 2009-03	CHILDRENS HOSPITAL OF LOS ANGELES	NANT 2009-03	0386081- Goldsmith,Kelly C	2,760	2,123	637	Other	Supplemental	Private	01-JUL-12 - 30-JUN-18
20000- School of Medicine	736542- SOM: Peds: Neuro-Oncology	0000021458- SGN19A-001: A phase 1, open-la	SEATTLE GENETICS	SGN19A-001	0385256- Pauly,Melinda	1,788	1,375	413	Other	Supplemental	Corporate	21-MAY-13 - 28-FEB-17
20000- School of Medicine	736542- SOM: Peds: Neuro-Oncology	0000029792- KPT-330	DANA FARBER CANCER INSTITUTE	-	0385256- Pauly,Melinda	4,800	3,756	1,044	Other	Supplemental	Private	03-DEC-14 - 02-DEC-17
20000- School of Medicine	736542- SOM: Peds: Neuro-Oncology	0000032424- B5201002 "A PHASE 3, MULTICEN	PFIZER	B5201002	0380487- Dampier,Carlton	16,533	12,717	3,815	Other	Supplemental	Corporate	04-AUG-15 - 03-AUG-19
20000- School of Medicine	736542- SOM: Peds: Neuro-Oncology	0000033311- B5201003-212510 AN OPEN-LABEL	PFIZER	B5201003	0380487- Dampier,Carlton	39,670	30,515	9,155	Other	Supplemental	Corporate	17-DEC-15 - 31-AUG-20
20000- School of Medicine	736542- SOM: Peds: Neuro-Oncology	0000033641- Non-neoplastic cell types dict	NIH NATL CANCER INSTITUTE	5U01CA160882-05	0409049- Hambardzumyan,Dolores	549,607	453,750	95,857	Research	Continuation	Federal	01-SEP-15 - 31-AUG-17
20000- School of Medicine	736542- SOM: Peds: Neuro-Oncology	0000034508- Germline mutations of PTPN11 (NIH NATL HEART LUNG AND BLOOD INSTITUTE	1R01HL130995-01A1	0402069- Qu,Cheng-Kui	390,000	250,000	140,000	Research	New	Federal	05-AUG-16 - 30-JUN-17
20000- School of Medicine	736542- SOM: Peds: Neuro-Oncology	0000037187- Hedgehog:YAP:IGF2mTOR Axis in	NIH NATL INST OF NEUROLOGICAL DISORDERS	4R01NS061070-11	0399104- Kenney,Anna M	341,250	218,750	122,500	Research	Continuation	Federal	01-AUG-16 - 31-JUL-17
20000- School of Medicine	736543- SOM: Peds: Leukemia Lymphoma	0000035245- MERTK Inhibitor Combination Th	WHEN EVERYONE SURVIVES FOUNDATION	-	0409665- Minson,Katherine	50,000	37,037	12,963	Research	New	Private	01-JUL-16 - 30-JUN-17
20000- School of Medicine	736543- SOM: Peds: Leukemia Lymphoma	0000038120- COG Workload Intensity Study C	CHILDRENS HEALTHCARE OF ATLANTA	657004-0219-01	0409289- Castellino,Sharon M	40,119	31,392	8,727	Other	New	Private	23-OCT-15 - 28-FEB-18
20000- School of Medicine	736544- SOM: Peds: BMT	0000029417- IRB00076054 Chimerix CMX001-30	CHIMERIX	IRB00076054	0356727- Haight,Ann	1,464	1,126	338	Other	Supplemental	Corporate	12-MAR-14 - 23-MAR-18
20000- School of Medicine	736544- SOM: Peds: BMT	0000029786- Hematopoietic Stem Cell Transp	NIH NATL HEART LUNG AND BLOOD INSTITUTE	5U01HL128566-02	0403247- Krishnamurti,Lakshmanan	1,454,461	1,286,218	168,243	Other	Continuation	Federal	01-SEP-15 - 31-JUL-20
20000- School of Medicine	736544- SOM: Peds: BMT	0000032679- CCTL019B2206 A multicenter stu	NOVARTIS PHARMACEUTICALS CORPORATION	CCTL019B2206	0376935- Qayed,Muna	19,603	15,079	4,524	Other	Supplemental	Foreign	01-OCT-15 - 28-APR-17
20000- School of Medicine	736544- SOM: Peds: BMT	0000033209- BP-U-004: Phase I/II study of	BELLICUM PHARMACEUTICALS, INC.	BP-U-004	0403247- Krishnamurti,Lakshmanan	1,830	1,408	422	Other	Supplemental	Corporate	26-MAY-16 - 26-MAY-22
20000- School of Medicine	736544- SOM: Peds: BMT	0000034116- Improving haploidentical stem	NIH NATL HEART LUNG AND BLOOD INSTITUTE	1K23HL133446-01	0884385- Stenger,Elizabeth O	187,812	173,900	13,912	Research	New	Federal	16-AUG-16 - 31-JUL-20
20000- School of Medicine	736544- SOM: Peds: BMT	0000037926- Phase 2 Study of Abatacept wit	SEATTLE CHILDREN'S RESEARCH INSTITUTE	11389SUB	0376935- Qayed,Muna	115,768	83,286	32,482	Other	New	Private	01-MAY-16 - 30-APR-17
20000- School of Medicine	736546- SOM: Peds: HemThrom	0000008127- Pharmacokinetic and Outcome St	EMERGENT BIOSOLUTIONS	IB1001-01	0370159- Kempton,Christine	4,875	3,750	1,125	Other	Supplemental	Corporate	04-DEC-09 - 01-APR-16
20000- School of Medicine	736546- SOM: Peds: HemThrom	0000020348- AskBio009-101:A Phase 1/2 Open	BAXALTA U S INC	AskBio009-101	0370159- Kempton,Christine	950	731	219	Other	Supplemental	Corporate	03-APR-13 - 02-APR-17
20000- School of Medicine	736546- SOM: Peds: HemThrom	0000023150- IRB00062941 HIPs	UNIV OF TEXAS HEALTH SCIENCES CTR	-	0366212- Meeks,Shannon L.	1,007	788	219	Other	Supplemental	University	01-APR-13 - 31-MAR-18
20000- School of Medicine	736546- SOM: Peds: HemThrom	0000024005- IRB00069932 ICON	CHILDRENS HOSPITAL OF BOSTON	ICON 1	0375314- Bennett,Carolyn Marie	600	545	55	Other	Supplemental	Private	01-SEP-13 - 31-DEC-17
20000- School of Medicine	736546- SOM: Peds: HemThrom	0000029294- 14372 "Multicenter, open-labe	BAYER HEALTHCARE	14372	0399100- Patel,Kavita N	713	548	165	Other	Supplemental	Foreign	19-FEB-15 - 18-FEB-19
20000- School of Medicine	736546- SOM: Peds: HemThrom	0000031507- Protocol No. 061302 Study of P	BAXTER HEALTHCARE CORPORATION	Protocol No. 061302	0375314- Bennett,Carolyn Marie	3,858	2,968	890	Other	Supplemental	Corporate	22-APR-15 - 21-APR-19
20000- School of Medicine	736546- SOM: Peds: HemThrom	0000032975- PROT: BH29768- A SINGLE-ARM, MUL	GENENTECH	BH29768	0370159- Kempton,Christine	702	540	162	Other	Supplemental	Corporate	15-SEP-15 - 31-AUG-17
20000- School of Medicine	736546- SOM: Peds: HemThrom	0000033777- HoG-MCHB 2015-2016	HEMOPHILIA OF GEORGIA	66469933	0370159- Kempton,Christine	52,500	48,611	3,889	Other	Continuation	Private	01-JUN-15 - 31-MAY-17
20000- School of Medicine	736546- SOM: Peds: HemThrom	0000033811- BH29884- ACE910-A RANDOMIZED, M	HOFFMANN LAROCHE	BH29884	0370159- Kempton,Christine	16,510	12,700	3,810	Other	Supplemental	Corporate	11-MAR-16 - 21-JUL-18
20000- School of Medicine	736546- SOM: Peds: HemThrom	0000034437- 261203 BAX855 PUP: Phase 3, pr	QUINTILES	261203	0405720- Sidonio Jr,Robert	0	0	0	Other	New	Corporate	04-AUG-16 - 04-AUG-22
20000- School of Medicine	736546- SOM: Peds: HemThrom	0000035147- A multidisciplinary approach t	NIH NATL HEART LUNG AND BLOOD INSTITUTE	1F31HL134241-01	2156621- Quach,Michael Ian	43,576	43,576	0	Training	New	Federal	01-SEP-16 - 31-AUG-19
20000- School of Medicine	736546- SOM: Peds: HemThrom	0000035836- Comparative Effectiveness in t	BLOODCENTER OF WISCONSIN	0115-81148	0405720- Sidonio Jr,Robert	4,500	3,237	1,263	Other	Supplemental	Private	01-DEC-15 - 30-NOV-18
20000- School of Medicine	736546- SOM: Peds: HemThrom	0000036458- B0661037- Apixaban: A RANDOMIZE	INVENTIV HEALTH CLINICAL, LLC	-	0399100- Patel,Kavita N	0	0	0	Other	New	Corporate	15-JUN-16 - 14-JUN-21
20000- School of Medicine	736546- SOM: Peds: HemThrom	0000036542- Obizur_241302: POST-MARKETING	BAXALTA U S INC	-	0370159- Kempton,Christine	8,200	6,308	1,892	Other	Supplemental	Corporate	18-MAY-16 - 17-MAY-20
20000- School of Medicine	736546- SOM: Peds: HemThrom	0000037531- IPA Agreement for Shannon Meek	CENTERS FOR DISEASE CONTROL	16IPA1604701	0366212- Meeks,Shannon L.	22,655	22,655	0	Other	New	Federal	01-JUL-16 - 30-JUN-17

Emory University Award Statistics

Fiscal Year : 2016
Period : 12

Operating Unit	Department	Award	Sponsor Name	Award Agency Id	Principal Investigator	Total (\$)	Direct (\$)	Indirect (\$)	Purpose Type	Proposal Type	Sponsor Type	Award Period
20000- School of Medicine	736547- SOM: Peds: Sickie Cell	0000036607- GBT440-007 A Phase 2a, Open-Ia	Global Blood Therapeutics	-	0374572- Brown,Robert	0	0	0	Other	New	Corporate	20-JUL-16 - 19-JUL-21
20000- School of Medicine	736547- SOM: Peds: Sickie Cell	0000038152- Georgia Newborn Sickie Cell Ne	CHILDRENS HEALTHCARE OF ATLANTA	40500-043-17161570	0360831- Lane,Peter Anthony Jr.	28,215	28,215	0	Other	New	Private	01-JUL-15 - 30-JUN-17
20000- School of Medicine	736548- SOM: Peds: Hematology	0000024721- SelG1-00005 A Phase II, Multic	QUINTILES	Selg1-00005	0374572- Brown,Robert	748	575	173	Other	Supplemental	Corporate	08-NOV-13 - 07-NOV-17
20000- School of Medicine	736548- SOM: Peds: Hematology	0000036417- CELLULAR AND MOLECULAR MECHANI	NIH NATL HEART LUNG AND BLOOD INSTITUTE	4U01HL117721-04	0396650- Joiner,Clinton	1,909,806	1,343,634	566,172	Research	Continuation	Federal	01-JUN-16 - 31-MAY-17
20000- School of Medicine	736550- SOM: Peds: ENT	0000034775- 201-201507- OPEN-LABEL STUDY OF	OTONOMY, INC	201-201507	0407357- Goudy,Steven	5,688	4,375	1,313	Other	Supplemental	Corporate	28-MAR-16 - 28-MAR-21
20000- School of Medicine	737000- SOM: Psych: Admin	0000027839- ARX1006: A 12-Week, Randomized	INC RESEARCH	ARX1006	0131572- Dunlop,Boadie W	445	342	103	Other	Supplemental	Corporate	04-AUG-14 - 03-AUG-16
20000- School of Medicine	737000- SOM: Psych: Admin	0000030011- Genetic Biomarkers of Polybrom	NIH NATL INST OF ENVIRONMENTAL HLTH SCIE	5R01ES024790-02	0377249- Smith,Alicia Kay	482,774	310,596	172,178	Research	Continuation	Federal	30-SEP-15 - 31-JUL-19
20000- School of Medicine	737000- SOM: Psych: Admin	0000031123- The impact of traumatic stress	NIH NATL INSTITUTE OF HEALTH	1R01MH108826-01	0377249- Smith,Alicia Kay	687,095	515,389	171,706	Research	New	Federal	18-AUG-16 - 31-MAY-20
20000- School of Medicine	737000- SOM: Psych: Admin	0000031842- Multimodal Assessment of Deep	HOPE FOR DEPRESSION RESEARCH FOUNDATION	DTF Phaes II (F)	0364513- Mayberg,Helen Susan	249,962	238,059	11,903	Research	Continuation	Private	01-APR-15 - 31-MAR-17
20000- School of Medicine	737000- SOM: Psych: Admin	0000032570- CDC IPA	CENTERS FOR DISEASE CONTROL	15IPA1505196	0035060- Rice,Catherine	18,585	18,585	0	Research	Continuation	Federal	04-MAY-15 - 13-MAY-17
20000- School of Medicine	737000- SOM: Psych: Admin	0000033124- A Double-Blind, Placebo-Contro	JANSSEN RESEARCH & DEVELOPMENT LLC	CNTO136MDD2001	0131572- Dunlop,Boadie W	2,925	2,250	675	Other	Supplemental	Corporate	21-SEP-15 - 01-JUL-17
20000- School of Medicine	737000- SOM: Psych: Admin	0000033877- Omega-3 Fatty Acids for MDD wi	NIH NATL INSTITUTE OF HEALTH	5UG3AT008857-02	0391965- Rapaport,Mark H	1,169,460	1,019,623	149,837	Other	Continuation	Federal	15-SEP-15 - 31-JUL-20
20000- School of Medicine	737000- SOM: Psych: Admin	0000034209- Understanding the Interplay of	RHODE ISLAND HOSPITAL	7137207	0049938- Jovanovic,Tanja	34,379	22,038	12,341	Research	New	Private	01-JUL-16 - 31-MAR-17
20000- School of Medicine	737000- SOM: Psych: Admin	0000035039- Closed Loop Vagal Stimulation	DEFENSE ADVANCED RESEARCH PROJECT AGENCY	N66001-2-4054	0353574- Bremner,James Douglas	999,009	726,794	272,215	Research	New	Federal	21-JUL-16 - 20-JUL-17
20000- School of Medicine	737000- SOM: Psych: Admin	0000036809- Emory Autism Center 2016-2017	STATE OF GEORGIA	44100-907-0000080312	0366509- Cubells,Joseph Faustino	150,000	136,364	13,636	Other	Renewal	State	01-JUL-16 - 30-JUN-17
20000- School of Medicine	737000- SOM: Psych: Admin	0000036814- Prenatal Atypical Antipsychoti	NIH NATL INST OF CHILD HEALTH AND HUMAN	4R01HD074486-04	0001968- Owens,Michael J	320,317	205,332	114,985	Research	Continuation	Federal	01-JUN-16 - 31-MAY-18
20000- School of Medicine	737000- SOM: Psych: Admin	0000037406- AXS-05-301: A Randomized, Doub	Axsome Therapeutics Incorporated	AXS-05-301	0131572- Dunlop,Boadie W	0	0	0	Other	New	Corporate	29-JUN-16 - 28-JUN-22
20000- School of Medicine	737000- SOM: Psych: Admin	0000037552- GWAS of Resilience IPA	US DEPT OF VETERANS AFFAIRS	508D65004	0385220- Lori,Adriana	22,009	22,009	0	Research	New	Federal	01-JUL-16 - 28-FEB-17
20000- School of Medicine	737000- SOM: Psych: Admin	0000037759- 2016 Health Policy Research Sc	ROBERT WOOD JOHNSON FOUNDATION	73922	1569046- Hardy,Raven A.	120,000	109,092	10,908	Training	New	Private	01-SEP-16 - 31-AUG-21
20000- School of Medicine	737005- SOM: Psych: Autism Center	0000028424- 2014-2015 Intergovernmental Pe	CENTERS FOR DISEASE CONTROL	14IPA1405200	0000371- Morrier,Michael J	9,632	9,632	0	Research	Continuation	Federal	01-SEP-14 - 31-AUG-17
20000- School of Medicine	737005- SOM: Psych: Autism Center	0000033430- 2016 Lottery Pre-K Project	GEORGIA DEPT OF EARLY CARE AND LEARNING	-	0000371- Morrier,Michael J	1,000	943	57	Other	Supplemental	State	01-JUL-15 - 30-JUN-16
20000- School of Medicine	737500- SOM: Rad Onc: Admin	0000021957- NRG Oncology, Network Group Op	NRG ONCOLOGY FOUNDATION, INC.	5U10CA180868-03	0378737- Curran Jr,Walter J	95,366	68,608	26,758	Other	Continuation	Private	17-APR-14 - 28-FEB-17
20000- School of Medicine	737500- SOM: Rad Onc: Admin	0000027628- Exosomes and secretory factors	NASA	NNX15AD63G S03	0397077- Dynan,William	150,000	96,154	53,846	Research	Continuation	Federal	07-JAN-15 - 06-JAN-18
20000- School of Medicine	737500- SOM: Rad Onc: Admin	0000027889- Modulaion of Bcl2 BH4 and m TO	NIH NATL CANCER INSTITUTE	5R01CA193828-02	0385465- Deng,Xingming	356,850	228,750	128,100	Research	Continuation	Federal	25-SEP-15 - 31-AUG-20
20000- School of Medicine	737500- SOM: Rad Onc: Admin	0000034717- RTOG 3508/Abbvie M13-813	ABBVIE, INC	M13-813	0007175- Crocker,Ian Richard	16,650	12,808	3,842	Other	Supplemental	Corporate	02-NOV-15 - 25-MAY-17
20000- School of Medicine	737500- SOM: Rad Onc: Admin	0000036781- Molecular Imaging with FACBC P	NIH NATL CANCER INSTITUTE	4R01CA169188-05	0372839- Jani,Ashesh Bhanushanker	400,052	287,807	112,245	Research	Continuation	Federal	01-JUL-16 - 30-JUN-17
20000- School of Medicine	737500- SOM: Rad Onc: Admin	0000037647- Mechanisms of SIRT2 Function i	NIH NATL CANCER INSTITUTE	4R01CA178999-04	0387599- Yu,David Sung-wen	323,700	207,500	116,200	Research	Continuation	Federal	01-AUG-16 - 31-JUL-18
20000- School of Medicine	738006- SOM: Rad: Community Radiology	0000037513- Imaging Policy Studies, Outrea	AMER COLLEGE OF RADIOLOGY	-	0402486- Duszak Jr,Richard	210,000	210,000	0	Research	New	Private	01-MAY-16 - 30-APR-17
20000- School of Medicine	738010- SOM: Rad: Neuroradiology	0000035356- Diagnostic Yield & Cost of Rep	AMER SOCIETY OF NEURORADIOLOGY	-	0219051- Chokshi,Falgun H	60,000	60,000	0	Research	New	Private	01-JUL-16 - 30-JUN-17
20000- School of Medicine	738014- SOM: Rad: Cardio Thoracic	0000034444- CT Dose Collaboratory	UNIVERSITY OF CALIFORNIA SAN FRANCISCO	9373SC	0385485- Duong,Phuong-Anh	10,000	6,410	3,590	Research	Continuation	University	01-SEP-15 - 31-DEC-16
20000- School of Medicine	738016- SOM: Rad: Interventional	0000029421- CI036	Novate Medical Limited	Novate Medical Limit	0391504- Kies,Darren	6,175	4,750	1,425	Other	Supplemental	Foreign	01-DEC-14 - 30-NOV-18
20000- School of Medicine	738016- SOM: Rad: Interventional	0000030247- Cryoablation for Phantom Pain	GALIL MEDICAL	Percutaneous Image G	0405046- Prologo,John D	24,822	19,094	5,728	Other	Supplemental	Corporate	28-JAN-15 - 28-JAN-19
20000- School of Medicine	738016- SOM: Rad: Interventional	0000033015- CGC15-BNE098-01: Multicenter S	GALIL MEDICAL	CGC15-BNE098-01	0405046- Prologo,John D	8,200	6,308	1,892	Other	Supplemental	Corporate	26-FEB-16 - 26-FEB-22

Emory University Award Statistics

Fiscal Year : 2016
Period : 12

Operating Unit	Department	Award	Sponsor Name	Award Agency Id	Principal Investigator	Total (\$)	Direct (\$)	Indirect (\$)	Purpose Type	Proposal Type	Sponsor Type	Award Period
20000- School of Medicine	738026- SOM: Rad: Rsch Labs - Gen	0000035061- Automation of MR spectroscopic	NIH NATL CANCER INSTITUTE	1F30CA206291-01A1	2111081- Gurbani,Saumya Suresh	43,576	43,576	0	Training	New	Federal	24-JUN-16 - 23-JUN-21
20000- School of Medicine	738030- SOM: Rad: Nuclear Cardiology	0000037018- Quantitative MRSI to predict e	NIH NATL CANCER INSTITUTE	4U01CA172027-04	0358832- Shim,Hyunsuk	623,858	491,611	132,247	Research	Continuation	Federal	01-AUG-16 - 31-JUL-17
20000- School of Medicine	738036- SOM: Rad: Radiogand & Expert	0000037453- Development of Tc-99m Renal Tu	NIH NATL INST OF DIABETES DIGESTIVE AND	4R37DK038842-28REVIS	0007730- Taylor Jr.,Andrew T	385,114	246,868	138,246	Research	Continuation	Federal	01-AUG-16 - 31-JUL-18
20000- School of Medicine	738038- SOM: Rad: MR Research Lab	0000037502- Innovations of DENSE applicati	SIEMENS MEDICAL SOLUTIONS USA INC	DENSE	0021201- Oshinski,John Norbert	40,000	32,000	8,000	Research	New	Corporate	01-JUN-16 - 31-MAY-17
20000- School of Medicine	738040- SOM: Rad: Physics & Comp Lab	0000026038- AAPM/RSNA Imaging Residency Gr	AMER ASSOC OF PHYSICISTS IN MEDICINE	-	0369944- Nye,Jonathon A.	35,000	35,000	0	Training	Continuation	Private	01-JUL-14 - 30-JUN-18
20000- School of Medicine	738500- SOM: Rehab: Admin	0000027134- Cortical and spinal correlates	NIH NATL INST OF CHILD HEALTH AND HUMAN	5K01HD079584-03	0396947- Kesar,Trisha M	126,639	117,258	9,381	Research	Continuation	Federal	01-JUL-14 - 30-JUN-19
20000- School of Medicine	738505- SOM: Rehab: DPT Program	0000025567- Enhancing AIH-induced facilita	WINGS FOR LIFE SPINAL CORD RESEARCH	WFL-US-026/14	0386326- Trumbower,Randy D	135,571	123,246	12,325	Research	Continuation	Foreign	01-JUL-14 - 30-JUN-17
20000- School of Medicine	739005- SOM: Surgery: General	0000025691- Mechanisms of Intestinal Integ	NIH NATL INST OF GENERAL MEDICAL SCIENCE	5R01GM072808-12	0386133- Coopersmith,Craig Michael	312,000	200,000	112,000	Research	Continuation	Federal	01-SEP-14 - 31-AUG-18
20000- School of Medicine	739005- SOM: Surgery: General	0000032859- IPA for Craig Coopersmith	CENTERS FOR DISEASE CONTROL	15IPA1508989	0386133- Coopersmith,Craig Michael	12,731	12,731	0	Research	Continuation	Federal	15-JUN-15 - 14-JUN-17
20000- School of Medicine	739005- SOM: Surgery: General	0000034576- BMS-AI471049 study: A Phase 1	BRISTOL MYERS SQUIBB	BMS-AI471049	0386133- Coopersmith,Craig Michael	12,838	9,875	2,963	Other	Supplemental	Corporate	03-DEC-15 - 03-DEC-19
20000- School of Medicine	739005- SOM: Surgery: General	0000036473- Encapsulated Allogeneic Islets	JUVENILE DIABETES RESEARCH FOUNDATION	2-SRA-2017-346-Q-R	0013752- Weber,Collin James	507,666	495,501	12,165	Research	New	Private	01-OCT-16 - 30-SEP-17
20000- School of Medicine	739005- SOM: Surgery: General	0000036952- DVL-HE-017 ATLAS: A prospectiv	Davol Incorporated	DVL-HE-017	0370593- Davis Jr,S.	16,165	12,435	3,730	Other	Supplemental	Corporate	30-JUN-16 - 29-JUN-21
20000- School of Medicine	739005- SOM: Surgery: General	0000037795- Surgical Fellowships 2017	Foundation for Surgical Fellowships	-	0370593- Davis Jr,S.	40,000	40,000	0	Training	New	Private	01-AUG-17 - 31-JUL-18
20000- School of Medicine	739010- SOM: Surgery: Vascular	0000002097- DESCENDING THORACIC AOTIC ANEU	MEDTRONIC VASCULAR	-	0392976- Duwayri,Yazan M	2,200	1,692	508	Other	Supplemental	Corporate	02-MAR-09 - 31-DEC-16
20000- School of Medicine	739010- SOM: Surgery: Vascular	0000009095- ENTRUST-Phase I of the TAArget	DUKE VASCULAR	LMV-TAA-P1-001	0385121- Brewster,Luke Packard	2,600	2,000	600	Other	Supplemental	Corporate	07-JUN-10 - 31-MAR-16
20000- School of Medicine	739010- SOM: Surgery: Vascular	0000029980- A PHASE 3 DOUBLE-BLIND, RANDOM	QUINTILES	AG-CLI-0206	0385121- Brewster,Luke Packard	780	600	180	Other	Supplemental	Corporate	01-APR-15 - 31-MAR-19
20000- School of Medicine	739010- SOM: Surgery: Vascular	0000031005- Predicting Lower Extremity Amp	NATL AMERICAN HEART ASSOCIATION	15MCPRP25580005	0401550- Arya,Shipra	77,000	70,000	7,000	Research	Continuation	Private	01-JUL-15 - 30-JUN-17
20000- School of Medicine	739010- SOM: Surgery: Vascular	0000034334- Failure to rescue in frail sur	NIH NATL INSTITUTE ON AGING	1R03AG050930-01A1	0401550- Arya,Shipra	117,000	75,000	42,000	Research	New	Federal	15-AUG-16 - 30-APR-18
20000- School of Medicine	739010- SOM: Surgery: Vascular	0000038233- AREF Salary Re-imburement MOU	ATLANTA RESEARCH AND EDUCATION FDTN	M16017	1704988- Morris,Andrew David	48,126	43,751	4,375	Research	New	Private	06-AUG-16 - 05-AUG-17
20000- School of Medicine	739015- SOM: Surgery: Oncology	0000029906- Stroma Breaking Theranostic Na	NIH NATL CANCER INSTITUTE	5 U01 CA198913-02Rev	0075244- Yang,Lily	56,018	37,538	18,480	Research	Supplemental	Federal	28-AUG-15 - 31-JUL-20
20000- School of Medicine	739020- SOM: Surgery: Thoracic	0000003347- CLINICAL TRIAL OF THE ON-X VAL	MEDICAL CARBON RESEARCH INSTITUTE	ONXVALVE00	0007531- Lattouf,Omar M	314	251	63	Other	Supplemental	Corporate	06-MAY-06 - 31-DEC-17
20000- School of Medicine	739020- SOM: Surgery: Thoracic	0000011123- A Prospective, Randomized, Con	HEARTWARE	AMENDMENT #1	0099065- Vega,John D.	1,000	769	231	Other	Supplemental	Corporate	18-OCT-10 - 31-DEC-18
20000- School of Medicine	739020- SOM: Surgery: Thoracic	0000021334- COMMENCE TRIAL (2012-02): Pros	EDWARDS LIFESCIENCES	2012-02	0035094- Halkos,Michael Emanuel	7,686	5,912	1,774	Other	Supplemental	Corporate	20-AUG-13 - 19-AUG-18
20000- School of Medicine	739020- SOM: Surgery: Thoracic	0000022844- Sternal Blu - Protocol 0712: A	BIOMET	STERNAL BLUE	0011229- Thourani,Vinod	650	500	150	Other	Supplemental	Corporate	27-JUN-13 - 26-JUN-18
20000- School of Medicine	739020- SOM: Surgery: Thoracic	0000023562- Perceval (TPS002): Clinical In	SORIN GROUP USA INC	Perceval (TPS002):	0011229- Thourani,Vinod	26,211	20,162	6,049	Other	Supplemental	Corporate	13-SEP-13 - 12-SEP-17
20000- School of Medicine	739020- SOM: Surgery: Thoracic	0000024841- CL06799: PorticoTM Re-sheatha	ST JUDE MEDICAL	CL06799: PorticoTM	0011229- Thourani,Vinod	487	375	112	Other	Supplemental	Corporate	03-FEB-14 - 01-FEB-17
20000- School of Medicine	739020- SOM: Surgery: Thoracic	0000026426- Biomechanics of Left Ventricul	AMER HEART ASSOCIATION	14SDG20380081	0387528- Padala,Saimuralidhar	77,000	70,000	7,000	Research	Continuation	Private	01-JUL-14 - 30-JUN-18
20000- School of Medicine	739020- SOM: Surgery: Thoracic	0000028503- HALO Clinical Study: A single	ST JUDE MEDICAL	15MM MHV Clinical St	0005981- Kanter,Kirk R	2,613	2,010	603	Other	Supplemental	Corporate	09-DEC-14 - 08-DEC-18
20000- School of Medicine	739020- SOM: Surgery: Thoracic	0000028924- REPRIS III: REpositionable Pe	BOSTON SCIENTIFIC	REPRIS III	0011229- Thourani,Vinod	24,824	19,095	5,729	Other	Supplemental	Corporate	21-JAN-15 - 20-JAN-19
20000- School of Medicine	739020- SOM: Surgery: Thoracic	0000030582- FORTIS: Early Feasibility Stud	EDWARDS LIFESCIENCES	FORTIS	0011229- Thourani,Vinod	10,592	8,148	2,444	Other	Supplemental	Corporate	29-JAN-15 - 28-JAN-19
20000- School of Medicine	739020- SOM: Surgery: Thoracic	0000030858- Impact of Lymphangiogenesis on	AMER HEART ASSOCIATION	15POST25610016	0403847- Shimizu,Yuuki	58,180	58,180	0	Training	Continuation	Private	01-JUL-15 - 30-JUN-17
20000- School of Medicine	739020- SOM: Surgery: Thoracic	0000035046- VATS Study: ESC-15-001	ETHICON ENDOSURGERY	-	0026404- Force,Seth Daniel	50	38	12	Other	Supplemental	Corporate	29-JAN-16 - 28-JAN-21
20000- School of Medicine	739020- SOM: Surgery: Thoracic	0000035463- Hydrogen Sulfide Therapy Ameli	AMER HEART ASSOCIATION	16GRNT31190016	0381812- Calvert,John Winter	77,000	70,000	7,000	Research	New	Private	01-JUL-16 - 30-JUN-18
20000- School of Medicine	739020- SOM: Surgery: Thoracic	0000036573- A Prospective, Randomized, Con	EDWARDS LIFESCIENCES	-	0011229- Thourani,Vinod	20,865	16,050	4,815	Other	Supplemental	Corporate	13-MAY-16 - 18-MAY-20

Emory University Award Statistics

Fiscal Year : 2016
Period : 12

Operating Unit	Department	Award	Sponsor Name	Award Agency Id	Principal Investigator	Total (\$)	Direct (\$)	Indirect (\$)	Purpose Type	Proposal Type	Sponsor Type	Award Period
20000- School of Medicine	739020- SOM: Surgery: Thoracic	0000036715- Hybrid Coronary Revascularizat	Amer Assc for Thoracic Surgery	-	0035094- Halkos,Michael Emanuel	50,000	45,455	4,545	Research	New	Private	01-JUL-16 - 30-JUN-17
20000- School of Medicine	739020- SOM: Surgery: Thoracic	0000036863- MOMENTUM 3: Multi-Center Study	THORATEC CORPORATION	-	0099065- Vega,John D.	14,200	10,923	3,277	Other	Supplemental	Corporate	16-MAY-16 - 15-MAY-20
20000- School of Medicine	739035- SOM: Surgery: Transplant	0000020186- ELAD for AAH: A Randomized, O	VITAL THERAPEUTICS	ELAD	0378002- Subramanian,Ram M	5,801	4,462	1,339	Other	Supplemental	Corporate	10-DEC-12 - 09-DEC-16
20000- School of Medicine	739035- SOM: Surgery: Transplant	0000025011- Continuation of Clinical Islet	UNIVERSITY OF IOWA	1001305395	0375264- Turgeon,Nicole A	11,037	8,221	2,816	Other	Continuation	University	20-SEP-12 - 31-JUL-16
20000- School of Medicine	739035- SOM: Surgery: Transplant	0000026124- The Role of 2B4 Coinhibition i	NIH NATL INST OF ALLERGY AND INFECTIOUS	5F31AI114250-03	2005109- Laurie,Sonia Jessica	43,576	43,576	0	Training	Continuation	Federal	01-SEP-14 - 31-AUG-18
20000- School of Medicine	739035- SOM: Surgery: Transplant	0000026174- OCR002-HE209:Multicenter, Rand	OCERA THERAPEUTICS INC	OCR002-HE209	0378002- Subramanian,Ram M	784	603	181	Other	Supplemental	Corporate	04-FEB-14 - 03-FEB-18
20000- School of Medicine	739035- SOM: Surgery: Transplant	0000027692- Evaluation of Acute Rejection	BRISTOL MYERS SQUIBB	IM103-177	0001670- Pearson,Thomas Conrad	9,814	7,550	2,265	Other	Supplemental	Corporate	26-JUN-14 - 02-JUN-18
20000- School of Medicine	739035- SOM: Surgery: Transplant	0000031448- VTI-210-A Randomized, Open-Lab	Vital Therapies, Inc.	VTI-210	0378002- Subramanian,Ram M	471	363	109	Other	Supplemental	Corporate	22-MAY-15 - 31-MAY-19
20000- School of Medicine	739035- SOM: Surgery: Transplant	0000032529- Phase 2 Study of Belatacept, A	DUKE UNIVERSITY	06/30/152034640	0047185- Mehta,Aneesh K	266,666	211,729	54,937	Other	Continuation	University	01-FEB-15 - 31-JAN-17
20000- School of Medicine	739035- SOM: Surgery: Transplant	0000033609- Arisaph ARI-3037MO: A Randomi	ARISAPH PHARMACEUTICALS, INC.	ARI-3037MO	0378002- Subramanian,Ram M	360	277	83	Other	Supplemental	Corporate	15-JAN-16 - 15-JAN-20
20000- School of Medicine	739035- SOM: Surgery: Transplant	0000034586- Gilead RSV: A Phase 2b, Rando	GILEAD SCIENCES	GS-US-218-1797	0047185- Mehta,Aneesh K	16,055	12,350	3,705	Other	Supplemental	Corporate	15-MAR-16 - 14-MAR-22
20000- School of Medicine	739035- SOM: Surgery: Transplant	0000037639- Transplant Tolerance in Non-Hu	NIH NATL INST OF ALLERGY AND INFECTIOUS	4U19AI051731-15	0005829- Larsen,Christian	3,480,971	3,057,568	423,403	Research	Continuation	Federal	01-AUG-16 - 31-JUL-17
20000- School of Medicine	739035- SOM: Surgery: Transplant	0000037804- ALLTOL: A Prospective Cohort S	BENAROYA RESEARCH INSTITUTE AT VIRGINIA	FY16ITN215	0353830- Newell,Kenneth A	31,853	20,419	11,434	Research	New	Private	01-FEB-16 - 31-JAN-17
20000- School of Medicine	739045- SOM: Surgery: Grady Surgery	0000033947- LEOPARD Study: Multicenter, O	ENDOLOGIX	CP-0011 LEOPARD	0155433- Rajani,Ravi	16,543	12,725	3,818	Other	Supplemental	Corporate	29-JAN-16 - 29-JAN-22
20000- School of Medicine	739500- SOM: Urology: Admin	0000021285- An International Phase 3 Rando	MEDPACE	AGS-003-007	7500570- Master,Viraj	3,167	2,436	731	Other	Supplemental	Corporate	05-DEC-12 - 04-DEC-16
20000- School of Medicine	739500- SOM: Urology: Admin	0000028701- Vaccination Against Patient Sp	PROSTATE CANCER FOUNDATION	28701	0405167- Kissick,Haydn Thomas	75,000	75,000	0	Research	Continuation	Private	09-JUN-14 - 09-JUN-17
20000- School of Medicine	739500- SOM: Urology: Admin	0000032628- EDRN: Biomarkers and Clinical	UNIV OF TEXAS HEALTH SCIENCES CTR	158165	0399928- Sanda,Martin G	8,500	6,115	2,385	Other	Supplemental	University	01-SEP-14 - 30-JUN-16
20000- School of Medicine	739500- SOM: Urology: Admin	0000035037- Improving Health Literacy in A	DANA FARBER CANCER INSTITUTE	3078403	7500570- Master,Viraj	101,080	64,795	36,285	Research	New	Private	01-FEB-16 - 29-SEP-17
20000- School of Medicine	739500- SOM: Urology: Admin	0000036207- ESC-15-002: A Prospective, Ran	ETHICON ENDOSURGERY	ESC-15-002	7500570- Master,Viraj	9,615	7,396	2,219	Other	Supplemental	Corporate	31-MAY-16 - 30-MAY-20
22000- School of Public Health	811000- SPH: Behavrl Sciences & Health	0000024942- Vulnerability to Drug Use and	UNIVERSITY OF GEORGIA	RR376-419/4945356	0158971- Diclemente,Ralph Joseph	28,593	18,329	10,264	Research	Continuation	University	01-JUL-14 - 30-JUN-19
22000- School of Public Health	811000- SPH: Behavrl Sciences & Health	0000025651- Web-based organ donation educa	HEALTH RESOURCES AND SERVICES ADMIN	5R39OT269910300	0151935- Jacob Arriola,Kimberly R.	345,030	221,173	123,857	Research	Continuation	Federal	01-SEP-14 - 31-AUG-17
22000- School of Public Health	811000- SPH: Behavrl Sciences & Health	0000027737- Adapting promoting and dissemi	MOREHOUSE SCHOOL OF MEDICINE	002-EMORY-260056-02	0006123- Thompson,Nancy J	108,257	85,918	22,339	Research	Continuation	University	30-SEP-14 - 29-SEP-17
22000- School of Public Health	811000- SPH: Behavrl Sciences & Health	0000028235- Region IV Public Health Traini	HEALTH RESOURCES AND SERVICES ADMIN	5 UB6HP27875-03-00	0009214- Miner,Kathleen Rae	1,005,000	962,407	42,593	Training	Continuation	Federal	01-SEP-14 - 31-AUG-18
22000- School of Public Health	811000- SPH: Behavrl Sciences & Health	0000028757- U.S. Department of Health and	CENTERS FOR DISEASE CONTROL	14IPA1404968	0025124- Escoffery,Ngoc-Cam T	25,818	25,818	0	Research	Continuation	Federal	01-SEP-14 - 31-AUG-17
22000- School of Public Health	811000- SPH: Behavrl Sciences & Health	0000029357- Impact of drug use on HIV/STI	NIH NATL INSTITUE ON DRUG ABUSE	5R03DA039797-02	0126022- Swartzendruber,Andrea	79,432	55,981	23,451	Research	Continuation	Federal	01-SEP-15 - 31-AUG-17
22000- School of Public Health	811000- SPH: Behavrl Sciences & Health	0000033567- South Dakota Implementation Di	SOUTH DAKOTA DEPARTMENT OF HEALTH	16SC090715	0388768- Blais,Linelle Marie	17,000	13,492	3,508	Other	Continuation	State	01-JUL-15 - 31-AUG-16
22000- School of Public Health	811000- SPH: Behavrl Sciences & Health	0000034808- Evaluating ART for All HIV Ser	ST LUKES ROOSEVELT INSTITUTE FOR HEALTH	0255-0781-4609	0376317- Cooper,Hannah L.F.	45,189	28,967	16,222	Research	Continuation	Private	01-APR-15 - 31-MAR-17
22000- School of Public Health	811000- SPH: Behavrl Sciences & Health	0000035415- Novel methods for research on	NIH NATL INSTITUE ON DRUG ABUSE	1R21DA042727-01	0376317- Cooper,Hannah L.F.	244,437	182,718	61,719	Research	New	Federal	01-JUL-16 - 30-JUN-18
22000- School of Public Health	811000- SPH: Behavrl Sciences & Health	0000037651- The Center on Reproductive Hea	ANONYMOUS	4221	0409133- Hall,Kelli Stidham	380,602	346,002	34,600	Research	New	Private	01-JUN-16 - 31-MAY-17
22000- School of Public Health	811000- SPH: Behavrl Sciences & Health	0000037734- South Dakota Mini Academy 2016	HUMAN SERVICE AGENCY	-	0388768- Blais,Linelle Marie	50,000	39,683	10,317	Other	New	Private	01-JUN-16 - 31-OCT-17
22000- School of Public Health	811000- SPH: Behavrl Sciences & Health	0000037738- South Dakota Spring Institure	HUMAN SERVICE AGENCY	-	0388768- Blais,Linelle Marie	40,132	31,851	8,281	Other	New	Private	01-JUN-16 - 30-APR-17
22000- School of Public Health	811000- SPH: Behavrl Sciences & Health	0000037742- Dana Robinson-Health Policy Re	ROBERT WOOD JOHNSON FOUNDATION	73920	0168842- Robinson,Dana	30,000	30,000	0	Training	New	Private	01-SEP-16 - 31-AUG-21
22000- School of Public Health	811000- SPH: Behavrl Sciences & Health	0000037762- Market Research to Predict Eme	NIH NATL CANCER INSTITUTE	4R01CA179422-04	0384796- Berg,Carla Jean	484,063	310,297	173,766	Research	Continuation	Federal	01-SEP-16 - 31-AUG-

Emory University Award Statistics

Fiscal Year : 2016
Period : 12

12/15/2016

Operating Unit	Department	Award	Sponsor Name	Award Agency Id	Principal Investigator	Total (\$)	Direct (\$)	Indirect (\$)	Purpose Type	Proposal Type	Sponsor Type	Award Period
												18
22000- School of Public Health	811000- SPH: Behavrl Sciences & Health	0000037899- The Development of Alcohol Use	NIH NATL INSTITUTE ON ALCOHOL ABUSE AND	4K05AA021143-05	0372451- Windle,Michael Terrence	205,425	190,208	15,217	Research	Continuation	Federal	01-SEP-16 - 31-AUG-17
22000- School of Public Health	812000- SPH: Biostatistics	0000018922- Atlanta Summer Institute for T	NIH NATL HEART LUNG AND BLOOD INSTITUTE	5T15HL098122-05	0159465- Waller,Lance A	20,727	19,192	1,535	Training	Supplemental	Federal	01-MAR-13 - 31-JUL-16
22000- School of Public Health	812000- SPH: Biostatistics	0000024207- MYRIAD: Mechanisms of Early Re	UNIVERSITY OF MIAMI	662706	0008696- Nizam,Azhar	100,827	64,633	36,194	Research	Continuation	University	01-MAR-14 - 28-FEB-19
22000- School of Public Health	812000- SPH: Biostatistics	0000026721- Statistical ICA Methods for An	NIH NATL INSTITUTE OF MENTAL HEALTH	3R01MH105561-03S1	0666700- Guo,Ying	50,392	34,094	16,298	Research	Supplemental	Federal	25-SEP-14 - 31-MAY-18
22000- School of Public Health	812000- SPH: Biostatistics	0000029812- Proteostasis and Stem Cell Agi	JOHNS HOPKINS UNIVERSITY	2002710289 Am 1	0388318- Kowalski,Jeanne	24,675	15,817	8,858	Research	Continuation	University	01-SEP-15 - 30-APR-17
22000- School of Public Health	812000- SPH: Biostatistics	0000030396- Breast cancer immunotherapy ta	GEORGIA INSTITUTE OF TECHNOLOGY	RG320-G1	1321692- Switchenko,Jeffrey M	15,620	12,495	3,125	Research	New	University	02-OCT-15 - 01-OCT-18
22000- School of Public Health	812000- SPH: Biostatistics	0000031126- AHA Center Grant Biostatistics	MOREHOUSE SCHOOL OF MEDICINE	15SFDRN23910003	0406439- Ko,Yi-An	33,436	30,396	3,040	Research	Continuation	University	01-JUL-15 - 30-JUN-17
22000- School of Public Health	812000- SPH: Biostatistics	0000031979- Association Tests of Rare Vari	NIH NATL INST OF GENERAL MEDICAL SCIENCE	5R01GM116065-02	0391954- Hu,Yijuan	306,747	206,722	100,025	Research	Continuation	Federal	18-SEP-15 - 31-AUG-20
22000- School of Public Health	812000- SPH: Biostatistics	0000032762- Atlanta Summer Institute for R	NIH NATL HEART LUNG AND BLOOD INSTITUTE	1R25HL131507-01	0159465- Waller,Lance A	238,765	224,345	14,420	Other	New	Federal	01-AUG-16 - 31-JUL-19
22000- School of Public Health	812000- SPH: Biostatistics	0000033851- Statistical Methods for RNA-se	FRED HUTCHINSON CANCER RESEARCH CENTER	subaward 0000870470	0391954- Hu,Yijuan	19,756	12,664	7,092	Research	Continuation	Private	01-SEP-15 - 30-APR-17
22000- School of Public Health	812000- SPH: Biostatistics	0000036456- Statistical Methods for Single	NIH NATL INST OF GENERAL MEDICAL SCIENCE	1R01GM122083-01	0388031- Wu,Hao	714,380	586,288	128,092	Research	New	Federal	15-AUG-16 - 31-JUL-21
22000- School of Public Health	812000- SPH: Biostatistics	0000038088- "Trajectories of Kidney Dysfun	US DEPT OF VETERANS AFFAIRS	-	0150759- Zhang,Rebecca Hong	26,017	26,017	0	Research	New	Federal	31-JUL-16 - 30-SEP-17
22000- School of Public Health	813000- SPH: Environmental Health	0000023646- Graduate and Postdoctoral Train	NIH NATL INST OF ENVIRONMENTAL HLTH SCIE	5T32ES012870-13	0065626- Miller,Gary W	459,578	432,646	26,932	Training	Continuation	Federal	01-JUL-14 - 30-JUN-17
22000- School of Public Health	813000- SPH: Environmental Health	0000024597- Developmental exposures to ars	OREGON STATE UNIVERSITY	PO388A-A Am.3	0386271- Levy,Karen	33,437	22,754	10,683	Research	Continuation	University	08-JUL-14 - 30-APR-19
22000- School of Public Health	813000- SPH: Environmental Health	0000024881- Evaluate, Enhance, and apply A	NASA	NNX14AG01G	0384106- Liu,Yang	226,040	175,973	50,067	Research	Supplemental	Federal	01-MAY-14 - 30-APR-17
22000- School of Public Health	813000- SPH: Environmental Health	0000027570- UNICEF Laos-WASH in Schools I	UNICEF United Nation's Children's Fund	43158715	0966700- Freeman,Matthew Charles	48,292	45,268	3,024	Research	Continuation	Private	11-JUL-14 - 30-JUN-17
22000- School of Public Health	813000- SPH: Environmental Health	0000030204- 2/2- Regional Geohealth Hub ce	NIH NATL INSTITUTE OF HEALTH	5U2RTW010114-02	0360535- Steenland,Nelson Kyle	300,017	293,629	6,388	Training	Continuation	Federal	28-SEP-15 - 31-JUL-17
22000- School of Public Health	813000- SPH: Environmental Health	0000032706- Jeremy Sarnat CDC IPA 10IPA101	CENTERS FOR DISEASE CONTROL	15IPA1506252-02	0368066- Sarnat,Jeremy A.	37,492	37,492	0	Research	Continuation	Federal	30-SEP-15 - 29-SEP-17
22000- School of Public Health	813000- SPH: Environmental Health	0000034945- Environmental Microbial and Ma	MICHIGAN STATE UNIVERSITY	RC105856Emory	0410259- Zhang,Qiang	159,842	102,463	57,379	Research	Continuation	University	01-NOV-15 - 31-MAR-17
22000- School of Public Health	813000- SPH: Environmental Health	0000037074- Early Life Stress: Epigenetic	Butler Hospital	9225-5345	0412930- Marsit,Carmen	173,491	111,212	62,279	Research	New	Private	01-JUN-16 - 31-MAR-17
22000- School of Public Health	814000- SPH: Epidemiology	0000017483- Sleep Apnea Health Disparities	UNIVERSITY OF MICHIGAN	3002268352	0391369- Sun,Yan V	45,000	29,032	15,968	Research	Continuation	University	01-MAY-11 - 30-APR-17
22000- School of Public Health	814000- SPH: Epidemiology	0000024153- Intergenerational Impact of Ge	YALE UNIVERSITY	M15A11961 (A10049)	0391369- Sun,Yan V	119,515	76,612	42,903	Research	Continuation	University	01-SEP-14 - 30-JUN-19
22000- School of Public Health	814000- SPH: Epidemiology	0000024273- CDC IPA - Terry Hartman	CENTERS FOR DISEASE CONTROL	13IPA1304257-03	0399668- Hartman,Terry J	76,679	76,679	0	Research	Continuation	Federal	01-AUG-13 - 31-JUL-17
22000- School of Public Health	814000- SPH: Epidemiology	0000027936- Operation of the Statewide Geo	GEORGIA DEPT OF PUBLIC HEALTH	40500-036-17161799	0063109- Ward,Kevin C	668,558	611,840	56,718	Research	Continuation	State	01-JUL-14 - 30-JUN-17
22000- School of Public Health	814000- SPH: Epidemiology	0000028661- Enhancing models of HIV, viral	CENTERS FOR DISEASE CONTROL	6 NU38PS004646-03-01	0740905- Sullivan,Patrick Sean	1,199,515	947,337	252,178	Other	Continuation	Federal	30-SEP-14 - 29-SEP-19
22000- School of Public Health	814000- SPH: Epidemiology	0000031125- Risk and Resilience to Cardio	MOREHOUSE SCHOOL OF MEDICINE	15SFDRN23910003	0397192- Lewis,Tene T	32,030	29,119	2,911	Research	Continuation	University	01-JUL-15 - 30-JUN-19
22000- School of Public Health	814000- SPH: Epidemiology	0000031859- Mobile Messaging Intervention	CENTERS FOR DISEASE CONTROL	5U01PS004977-02	0740905- Sullivan,Patrick Sean	599,983	471,683	128,300	Research	Continuation	Federal	01-SEP-15 - 31-AUG-19
22000- School of Public Health	814000- SPH: Epidemiology	0000031978- CVCT Plus: A couples-Based Ap	UNIVERSITY OF MICHIGAN	3003518660	0740905- Sullivan,Patrick Sean	223,720	144,335	79,385	Research	Continuation	University	01-JAN-15 - 31-MAR-18
22000- School of Public Health	814000- SPH: Epidemiology	0000032579- Risk Profiles for Suicidal Beh	BOSTON UNIVERSITY	4500002127	0399748- Lash,Timothy L	35,629	22,839	12,790	Research	New	University	15-JUL-16 - 31-MAR-17
22000- School of Public Health	814000- SPH: Epidemiology	0000033243- Collaborative Research and Act	NIH NATL INST OF ENVIRONMENTAL HLTH SCIE	1R01ES025775-01A1	0010900- Marcus,Michele	624,941	402,865	222,076	Research	New	Federal	01-MAY-16 - 30-APR-21
22000- School of Public Health	814000- SPH: Epidemiology	0000034344- Novel Citation-Based Literatur	NATL LIBRARY OF MEDICINE	1R01LM012372-01	0398211- Janssens,Anna Caecilia	351,000	225,000	126,000	Research	New	Federal	15-JUL-16 - 30-JUN-18
22000- School of Public Health	814000- SPH: Epidemiology	0000036799- (SEER POC 2016-01) - Patterns	NIH NATL CANCER INSTITUTE	HHSN261201300015/HH	0063109- Ward,Kevin C	54,377	34,857	19,520	Research	New	Federal	15-AUG-16 - 14-AUG-17
22000- School of Public Health	814000- SPH: Epidemiology	0000037487- Reducing HIV vulnerability thr	UNIVERSITY OF PENNSYLVANIA	569793/PO#3682006	0740905- Sullivan,Patrick Sean	265,624	170,272	95,352	Research	New	University	01-AUG-16 - 28-FEB-17

Emory University Award Statistics

Fiscal Year : 2016
Period : 12

Operating Unit	Department	Award	Sponsor Name	Award Agency Id	Principal Investigator	Total (\$)	Direct (\$)	Indirect (\$)	Purpose Type	Proposal Type	Sponsor Type	Award Period
22000- School of Public Health	814000- SPH: Epidemiology	0000037525- Comparative Effectiveness of O	NIH NATL HEART LUNG AND BLOOD INSTITUTE	7R01HL122200-03	0412567- Alonso,Alvaro	262,226	178,036	84,190	Research	New	Federal	01-JUL-16 - 28-FEB-18
22000- School of Public Health	814000- SPH: Epidemiology	0000037691- Atrial fibrillation: epidemiol	AMER HEART ASSOCIATION	16EIA26410001	0412567- Alonso,Alvaro	80,000	72,727	7,273	Research	New	Private	01-JAN-16 - 31-DEC-16
22000- School of Public Health	814000- SPH: Epidemiology	0000038196- SNAP-Ed Evaluation - Emory - C	HealthMPowers	-	0074518- Gazmararian,Julie A.	32,823	25,683	7,140	Other	New	Private	01-MAR-15 - 30-SEP-16
22000- School of Public Health	815000- SPH: Health Policy and Mngmnt	0000024941- IPA-CDC-Dr. Jason Hockenberry	CENTERS FOR DISEASE CONTROL	13IPA1303594 MOD3	0391396- Hockenberry,Jason Michael	28,034	28,034	0	Research	Continuation	Federal	15-SEP-13 - 14-JUN-17
22000- School of Public Health	815000- SPH: Health Policy and Mngmnt	0000034737- The Impact of Urgent Care Cent	AGENCY FOR HEALTHCARE RES AND QUALITY	1R36HS024845-01	2014395- Allen,Lindsay	41,989	39,810	2,179	Other	New	Federal	01-AUG-16 - 31-JUL-17
22000- School of Public Health	815000- SPH: Health Policy and Mngmnt	0000037459- IPA - CDC 9/15/2016 - 9/14/201	CENTERS FOR DISEASE CONTROL	16IPA160	0351823- Howard,David	41,301	41,301	0	Research	New	Federal	15-SEP-16 - 15-SEP-17
22000- School of Public Health	815000- SPH: Health Policy and Mngmnt	0000037920- Evaluation Services for the PI	GEORGIA DEPARTMENT OF COMMUNITY HEALTH	2017001	0026192- Adams,E Kathleen	252,072	229,156	22,916	Other	Continuation	State	01-JUL-16 - 30-JUN-17
22000- School of Public Health	816000- SPH: Global Health	0000003440- TO PROVIDE ADMINISTRATIVE ASSI	CDC FOUNDATION	12381-0100-05 SC	0134893- Pachon,Helena	120,489	120,489	0	Other	Continuation	Private	01-MAY-07 - 31-JUL-17
22000- School of Public Health	816000- SPH: Global Health	0000011615- Building Capacity to Control V	NORTH CAROLINA A AND T STATE UNIVERSITY	2011-0494-12	0081645- Moe,Christine Lorraine	15,000	11,700	3,300	Research	Continuation	University	01-JUN-11 - 31-MAY-17
22000- School of Public Health	816000- SPH: Global Health	0000013948- Childhood SES Factors: Impact	UNIVERSITY OF ALABAMA BIRMINGHAM	000410331-003	0374311- Argeseanu,Solveig	57,633	36,944	20,689	Research	New	University	30-SEP-11 - 31-MAY-17
22000- School of Public Health	816000- SPH: Global Health	0000027212- Maternal nutrition and lactati	NIH NATL INST OF CHILD HEALTH AND HUMAN	5R21HD080107-02	0065231- Martorell,Reynaldo	145,434	131,685	13,749	Research	Continuation	Federal	01-SEP-15 - 31-AUG-17
22000- School of Public Health	816000- SPH: Global Health	0000028859- Population Dynamics of S. pneu	NIH NATL INST OF ALLERGY AND INFECTIOUS	5R21AI112768-02	0385877- Vidal Graniel,Jorge Eugenio	195,000	125,000	70,000	Research	Continuation	Federal	01-SEP-15 - 31-AUG-17
22000- School of Public Health	816000- SPH: Global Health	0000030115- Naturally Acquired Immunity to	JOHNS HOPKINS UNIVERSITY	2002658448	0081645- Moe,Christine Lorraine	86,526	55,466	31,060	Research	Continuation	University	16-JUN-15 - 31-MAY-17
22000- School of Public Health	816000- SPH: Global Health	0000033529- Women's Economic Empowerment a	WORLD FOOD PROGRAMME	-	0348441- Yount,Kathryn Mary	14,000	13,084	916	Research	Supplemental	Foreign	01-AUG-15 - 31-DEC-17
22000- School of Public Health	816000- SPH: Global Health	0000037066- Merck Conference Support	MERCK AND COMPANY	CMO-160506-001467	0081645- Moe,Christine Lorraine	7,500	5,952	1,548	Other	New	Corporate	01-MAY-16 - 30-NOV-16
22000- School of Public Health	816000- SPH: Global Health	0000037186- Integrated Care fo Co-morbid D	NIH NATL INSTITUTE OF MENTAL HEALTH	4R01MH100390-04	0379197- Ali,Mohammed Kumail	429,282	379,014	50,268	Research	Continuation	Federal	01-JUL-16 - 30-JUN-17
22000- School of Public Health	816000- SPH: Global Health	0000037192- 6th International Calicivirus	CHIMERIX	PO# 5167	0081645- Moe,Christine Lorraine	7,500	5,952	1,548	Other	New	Corporate	15-JUN-16 - 31-DEC-16
22000- School of Public Health	816000- SPH: Global Health	0000037793- Innate immune response to noro	NIH NATL INST OF DIABETES DIGESTIVE AND	4F30DK100097-04	1832093- Newman,Kira Laine S	48,576	48,576	0	Training	Continuation	Federal	12-SEP-16 - 11-SEP-18
22000- School of Public Health	816000- SPH: Global Health	0000037888- Technical Support to Bihar: Im	CARE	-	0035803- Ramakrishnan,Usha	69,852	63,502	6,350	Research	New	Private	01-AUG-16 - 31-JUL-17
22000- School of Public Health	816000- SPH: Global Health	0000038137- AFENET Case Study Design and D	AFRICAN FIELD EPIDEMIOLOGY NETWORK	-	0027681- McNabb,Scott J	52,500	37,770	14,730	Other	New	Foreign	18-JUL-16 - 17-JUL-17
22000- School of Public Health	816000- SPH: Global Health	0000038231- FY17 CDC IPA Sandra Thurman	CENTERS FOR DISEASE CONTROL	15IPA1417041	0022197- Thurman,Sandra L	497,872	497,872	0	Research	Renewal	Federal	28-SEP-16 - 27-SEP-17
22000- School of Public Health	816000- SPH: Global Health	0000038232- Center for AIDS Research at Em	NIH NATL INST OF ALLERGY AND INFECTIOUS	4P30AI050409-18REVIS	0102076- Del Rio,Carlos	2,513,856	1,571,686	942,170	Research	Continuation	Federal	24-AUG-16 - 31-JUL-17
22000- School of Public Health	816000- SPH: Global Health	0000038232- Center for AIDS Research at Em	NIH NATL INST OF ALLERGY AND INFECTIOUS	4P30AI050409-18REVIS	0102076- Del Rio,Carlos	741,694	475,445	266,249	Research	Supplemental	Federal	24-AUG-16 - 31-JUL-17
24000- School of Nursing	801215- SON: Office of the Dean	0000030561- Center for Children's Health,	NIH NATL INST OF ENVIRONMENTAL HLTH SCIE	5P50ES026071-02	1094990- McCauley,Linda A	963,582	618,812	344,770	Research	Continuation	Federal	30-SEP-15 - 30-JUN-19
24000- School of Nursing	801800- SON: Nursing Research	0000037523- VAIPA FY16-18	US DEPT OF VETERANS AFFAIRS	VANAP IPA	0376074- Higgins,Melinda	15,846	15,846	0	Research	New	Federal	01-JUN-16 - 31-MAY-18
24000- School of Nursing	803300- SON: Academic Advancement	0000032122- Multilevel Predictors of Follo	NIH NATL INSTITUTE OF NURSING RESEARCH	5K01NR015733-02	1322681- Wells,Jessica	177,768	164,600	13,168	Research	Continuation	Federal	25-SEP-15 - 31-JUL-18
24000- School of Nursing	803300- SON: Academic Advancement	0000035152- Testing Tele-Savvy, an On-line	NIH NATL INSTITUTE ON AGING	1R01AG054079-01	0370828- Hepburn,Kenneth William	785,623	526,604	259,019	Research	New	Federal	01-AUG-16 - 30-APR-20
24000- School of Nursing	803300- SON: Academic Advancement	0000035321- HIV and Aging: From the Mitoch	NIH NATL INSTITUTE ON AGING	2R13AG047064-02A1	0007365- Holstad,Marcia McDonnell	49,381	49,381	0	Other	New	Federal	15-AUG-16 - 30-APR-21
24000- School of Nursing	803300- SON: Academic Advancement	0000037204- VA IPA FY 17	US DEPT OF VETERAN AFFAIRS	VANAP-IPA	0385836- Turner,Olga N	114,589	114,589	0	Research	New	Federal	15-JAN-16 - 15-JAN-18
24000- School of Nursing	803300- SON: Academic Advancement	0000037283- Implementation Research Initit	WORLD HEALTH ORGANIZATION	-	0026544- Sibley,Lynn M	116,649	116,649	0	Other	New	Foreign	01-JUL-16 - 22-SEP-17
24000- School of Nursing	803300- SON: Academic Advancement	0000037465- Ethiopia Project - Implementat	WORLD HEALTH ORGANIZATION	2016/633795-0	0026544- Sibley,Lynn M	470,833	470,833	0	Other	New	Foreign	23-JUN-16 - 22-SEP-17
28000- Yerkes Primate Center	820000- YRK: Director's Office	0000032098- Support of Yerkes National Pri	NIH NATL INSTITUTE OF HEALTH	3P1OD011132-56S1	0412327- Lewin,Jonathan	499,990	499,990	0	Research	Supplemental	Federal	01-JUN-16 - 30-APR-17
28000- Yerkes	820414- YRK: Behavioral	0000032631- Improving stability	NIH NATL INSTITUTE	1R24OD020349-01A1	0131288-	662,952	385,851	277,101	Research	New	Federal	01-SEP-16

Emory University Award Statistics

Fiscal Year : 2016
 Period : 12

Operating Unit	Department	Award	Sponsor Name	Award Agency Id	Principal Investigator	Total (\$)	Direct (\$)	Indirect (\$)	Purpose Type	Proposal Type	Sponsor Type	Award Period
Primate Center	Management	and reprod	OF HEALTH		Bloomsmith,Mollie Anne							- 30-JUN-20
28000- Yerkes Primate Center	820421- YRK: Vet Med Main Station	0000037967- MICA/B alpha 3 domain vaccine	DANA FARBER CANCER INSTITUTE	9618502	0349802- Connor-Stroud,Fawn R	19,202	16,002	3,200	Research	New	Private	01-JUL-16 - 30-JUN-17
28000- Yerkes Primate Center	821000- YRK: Emory Vaccine Center	0000016079- Focus 2: Center for HIV/AIDS V	SCRIPPS RESEARCH INSTITUTE	5-52290	0358150- Pulendran,Bali	240,244	136,502	103,742	Research	Continuation	Private	15-JUL-12 - 30-JUN-17
28000- Yerkes Primate Center	821000- YRK: Emory Vaccine Center	0000022340- GATES TB Vaccine Accelerator	SEATTLE BIOMEDICAL RESEARCH INSTITUTE	EU-30145	0358150- Pulendran,Bali	194,083	176,439	17,644	Research	Continuation	Private	01-NOV-13 - 31-OCT-16
28000- Yerkes Primate Center	821000- YRK: Emory Vaccine Center	0000023164- RIG-I-like receptor regulation	UNIVERSITY OF WASHINGTON SEATTLE	UWSC6143	0399307- Suthar,Mehul S	355,839	201,904	153,935	Research	Continuation	University	01-MAY-14 - 30-APR-17
28000- Yerkes Primate Center	821000- YRK: Emory Vaccine Center	0000024583- NK cell-mediated regulation of	NIH NATL INST OF ALLERGY AND INFECTIOUS	3R01AI111948-03S1	0030041- Day,Cheryl L	44,899	27,149	17,750	Research	Supplemental	Federal	01-APR-14 - 31-MAR-19
28000- Yerkes Primate Center	821000- YRK: Emory Vaccine Center	0000025864- Identifying host genetic deter	NIH NATL INST OF ALLERGY AND INFECTIOUS	5R21AI113485-02	0399307- Suthar,Mehul S	215,331	140,294	75,037	Research	Continuation	Federal	01-JUL-15 - 30-JUN-17
28000- Yerkes Primate Center	821000- YRK: Emory Vaccine Center	0000026677- A Rational Approach for HIV Va	UNIVERSITY OF ALABAMA BIRMINGHAM	000505362-001	0367174- Hunter,Eric	25,227	0	25,227	Research	New	University	15-JUL-14 - 30-JUN-18
28000- Yerkes Primate Center	821000- YRK: Emory Vaccine Center	0000029279- HIPC: System Biological Analy	NIH NATL INST OF ALLERGY AND INFECTIOUS	5U19AI090023-07	0358150- Pulendran,Bali	3,178,141	2,272,432	905,709	Research	Continuation	Federal	01-JUL-15 - 30-JUN-20
28000- Yerkes Primate Center	821000- YRK: Emory Vaccine Center	0000030853- CTL AND HIV POLYMORPHISMS IN H	NIH NATL INST OF ALLERGY AND INFECTIOUS	5R01AI064060-12	0367174- Hunter,Eric	1,627,401	1,195,394	432,007	Research	Continuation	Federal	01-JUL-15 - 30-JUN-20
28000- Yerkes Primate Center	821000- YRK: Emory Vaccine Center	0000031168- Polarizing T Cell Responses in	NIH NATL INST OF DIABETES DIGESTIVE AND	5R37DK057665-18	0358150- Pulendran,Bali	446,250	250,000	196,250	Research	Continuation	Federal	01-SEP-15 - 31-AUG-20
28000- Yerkes Primate Center	821000- YRK: Emory Vaccine Center	0000031613- Genetics screen to probe the R	UNIVERSITY OF NORTH CAROLINA CHAPEL HILL	5103944	0399307- Suthar,Mehul S	103,436	57,947	45,489	Research	New	University	01-MAR-15 - 29-FEB-16
28000- Yerkes Primate Center	821000- YRK: Emory Vaccine Center	0000035381- The Impact of HIV-1 Transmiste	NIH NATL INST OF ALLERGY AND INFECTIOUS	1F31AI122926-01A1	2089054- Brooks,Kelsie	43,576	43,576	0	Training	New	Federal	16-JUN-16 - 15-JUN-19
28000- Yerkes Primate Center	821000- YRK: Emory Vaccine Center	0000035489- Modulating durability of HIV-1	NIH OFFICE OF THE DIRECTOR	1K01OD023039-01	0372864- Kasturi,Sudhir Pai	349,995	324,069	25,926	Research	New	Federal	08-AUG-16 - 31-JUL-19
28000- Yerkes Primate Center	821100- YRK: Behav Neuro & Psych Dis	0000027349- Novel approaches to enhance so	NIH NATL INSTITUTE OF MENTAL HEALTH	5F31MH106298-03	1701401- Kittelberger,Kara	43,576	43,576	0	Training	Continuation	Federal	10-SEP-14 - 09-SEP-17
28000- Yerkes Primate Center	821100- YRK: Behav Neuro & Psych Dis	0000034235- Application of ifenprodil foll	NIH NATL INSTITUTE ON DRUG ABUSE	1R03DA042358-01	0390076- Gourley,Shannon L	89,250	50,000	39,250	Research	New	Federal	01-JUL-16 - 30-JUN-18
28000- Yerkes Primate Center	821100- YRK: Behav Neuro & Psych Dis	0000036987- Oxytocin Receptors and Social	NIH NATL INSTITUTE OF MENTAL HEALTH	4R01MH096983-05	0034972- Young,Larry J	440,363	250,000	190,363	Research	Continuation	Federal	01-JUL-16 - 30-JUN-17
28000- Yerkes Primate Center	821200- YRK: Microbiology & Immunology	0000020101- Persistent hepatitis C virus r	Research Institute at Nationwide Childre	763416	0366523- Grakoui,Arash	164,120	93,250	70,870	Research	Continuation	Private	01-FEB-12 - 31-JAN-17
28000- Yerkes Primate Center	821200- YRK: Microbiology & Immunology	0000023125- CD40L adjuvanted clade C DNA a	NIH NATL INST OF ALLERGY AND INFECTIOUS	5U19AI109633-03 REVI	0334661- Amara,Rama Rao	485,723	272,114	213,609	Research	Supplemental	Federal	15-MAR-14 - 28-FEB-19
28000- Yerkes Primate Center	821200- YRK: Microbiology & Immunology	0000030397- Simultaneous antigen receptor	NIH NATL INST OF ALLERGY AND INFECTIOUS	5U24U120134-02	0387823- Bosinger,Steven E	392,442	219,855	172,587	Research	Continuation	Federal	26-JUN-15 - 31-MAY-17
28000- Yerkes Primate Center	821200- YRK: Microbiology & Immunology	0000032110- Center for HIV/AIDS Vaccine Im	SCRIPPS RESEARCH INSTITUTE	5-52756	0161308- Silvestri,Guido	178,500	100,000	78,500	Research	Continuation	Private	01-JUL-15 - 30-JUN-17
28000- Yerkes Primate Center	821200- YRK: Microbiology & Immunology	0000033842- Maximizing germinal centers an	LA JOLLA INSTITUTE FOR ALLERGY	22496-60-382	0161308- Silvestri,Guido	377,237	211,337	165,900	Research	New	Private	01-FEB-16 - 31-JAN-17
28000- Yerkes Primate Center	821200- YRK: Microbiology & Immunology	0000034894- Optimizing Adjuvants and Needl	NIH NATL INST OF DENTAL AND CRANIOFACIAL	1R01DE026333-01	0334661- Amara,Rama Rao	107,450	60,196	47,254	Research	Supplemental	Federal	01-JUL-16 - 30-APR-21
28000- Yerkes Primate Center	821200- YRK: Microbiology & Immunology	0000035492- Smita Iyer K01	NIH OFFICE OF THE DIRECTOR	1K01OD023034-01	1074238- Iyer,Swaminathan Smita	349,757	323,849	25,908	Research	New	Federal	01-AUG-16 - 31-JUL-19
28000- Yerkes Primate Center	821200- YRK: Microbiology & Immunology	0000037360- Development and Immunological	UNIVERSITY OF QUEENSLAND	-	0161308- Silvestri,Guido	98,000	98,000	0	Research	New	Foreign	01-JAN-16 - 31-DEC-17
28000- Yerkes Primate Center	821200- YRK: Microbiology & Immunology	0000037757- Central memory CD4 T cell infe	NIH NATL INST OF ALLERGY AND INFECTIOUS	4R01AI110334-04	0357680- Paiardini,Mirko	869,119	633,560	235,559	Research	Continuation	Federal	01-SEP-16 - 31-AUG-18
28000- Yerkes Primate Center	821300- YRK: NND-Neuroscience	0000028584- Human specific brain DNA methy	GEORGIA INSTITUTE OF TECHNOLOGY	RF655-G1	0360969- Preuss,Todd Mitchel	137,566	77,068	60,498	Research	Continuation	University	01-APR-15 - 31-JAN-20
28000- Yerkes Primate Center	821400- YRK: Dev & Cog Neuroscience	0000026704- Early life stress and adolesce	NIH NATL INSTITUTE ON DRUG ABUSE	5R01DA038588-03	0095735- Sanchez,Maria del Mar	728,953	410,378	318,575	Research	Continuation	Federal	30-SEP-14 - 31-JUL-19
28000- Yerkes Primate Center	821400- YRK: Dev & Cog Neuroscience	0000035780- Function and evolution of cogn	NATL SCIENCE FOUNDATION	1632477	0367385- Hampton,Robert Russell	646,482	362,175	284,307	Research	New	Federal	01-AUG-16 - 31-JUL-20
28000- Yerkes Primate Center	821400- YRK: Dev & Cog Neuroscience	0000036563- Stress and obesity synergies t	NIH NATL INST OF CHILD HEALTH AND HUMAN	4R01HD077623-04	0009075- Wilson,Mark Edward	702,104	394,691	307,413	Research	Continuation	Federal	01-JUL-16 - 30-JUN-17
28000- Yerkes Primate Center	821500- YRK: Pathology Research	0000034728- Monitoring SIV reservoirs with	UNIVERSITY OF LOUISIANA AT LAFAYETTE	87100-02	0398820- Gumber,Sanjeev	29,996	16,805	13,191	Research	Continuation	University	15-NOV-15 - 30-JUN-17
28000- Yerkes Primate Center	821600- YRK: NND-Sensory Motor Systems	0000037806- Manipulating Gene Expression i	NIH NATL INST OF NEUROLOGICAL DISORDERS	3R01NS073994-05S1	0161317- Papa,Stella M	47,979	26,879	21,100	Research	Continuation	Federal	01-AUG-16 - 31-JUL-17
28000- Yerkes Primate Center	821800- YRK: Emory Inst Drug Dev	0000022971- Developing Myxovirus Inhibitor	GEORGIA STATE UNIVERSITY	SP00011272-02	0001322- Liotta,Dennis C	110,760	71,000	39,760	Research	Continuation	University	16-APR-13 - 30-JUN-17
28000- Yerkes Primate Center	821800- YRK: Emory Inst Drug Dev	0000029546- Identification and Hit-to-Lead	GEORGIA STATE UNIVERSITY	SP00012035-02	0363946- Natchus,Michael George	9,234	5,173	4,061	Research	Continuation	University	01-JUL-15 - 30-JUN-17

Emory University Award Statistics

Fiscal Year : 2016
 Period : 12

Operating Unit	Department	Award	Sponsor Name	Award Agency Id	Principal Investigator	Total (\$)	Direct (\$)	Indirect (\$)	Purpose Type	Proposal Type	Sponsor Type	Award Period
62000- EVP-Finance & Administration	103010- Sustainability Initiatives	0000018915- Building the Consumer Base for	GEORGIA DEPARTMENT OF AGRICULTURE	-	0750379- Marose,Ciannat H	0	0	0	Training	New	State	28-SEP-12 - 27-SEP-15
65000- EVP-Academic Affairs	903500- CenterforCommunityPartnerships	0000017077- MTW (Moving to Work) Benchmark	ATLANTA HOUSING AUTHORITY	#2012-0039001	0028098- Rich,Michael	55,315	54,405	910	Other	Continuation	State	01-JUL-12 - 30-JUN-18
68000- EVP-Health Affairs	701500- Winship Cancer Institute	0000033486- ECOG-ACRIN PSA Master Agreemen	ECOG-ACRIN MEDICAL RESEARCH FOUNDATION	-	0067702- Staley,Charles A	94,656	68,200	26,456	Other	Supplemental	Private	13-AUG-15 - 12-AUG-20
68000- EVP-Health Affairs	701500- Winship Cancer Institute	0000035215- Winship P30 Cancer Center Supp	NIH NATL CANCER INSTITUTE	3P30CA138292-08S1	0378737- Curran Jr,Walter J	0	0	0	Research	Continuation	Federal	01-APR-16 - 31-MAR-17