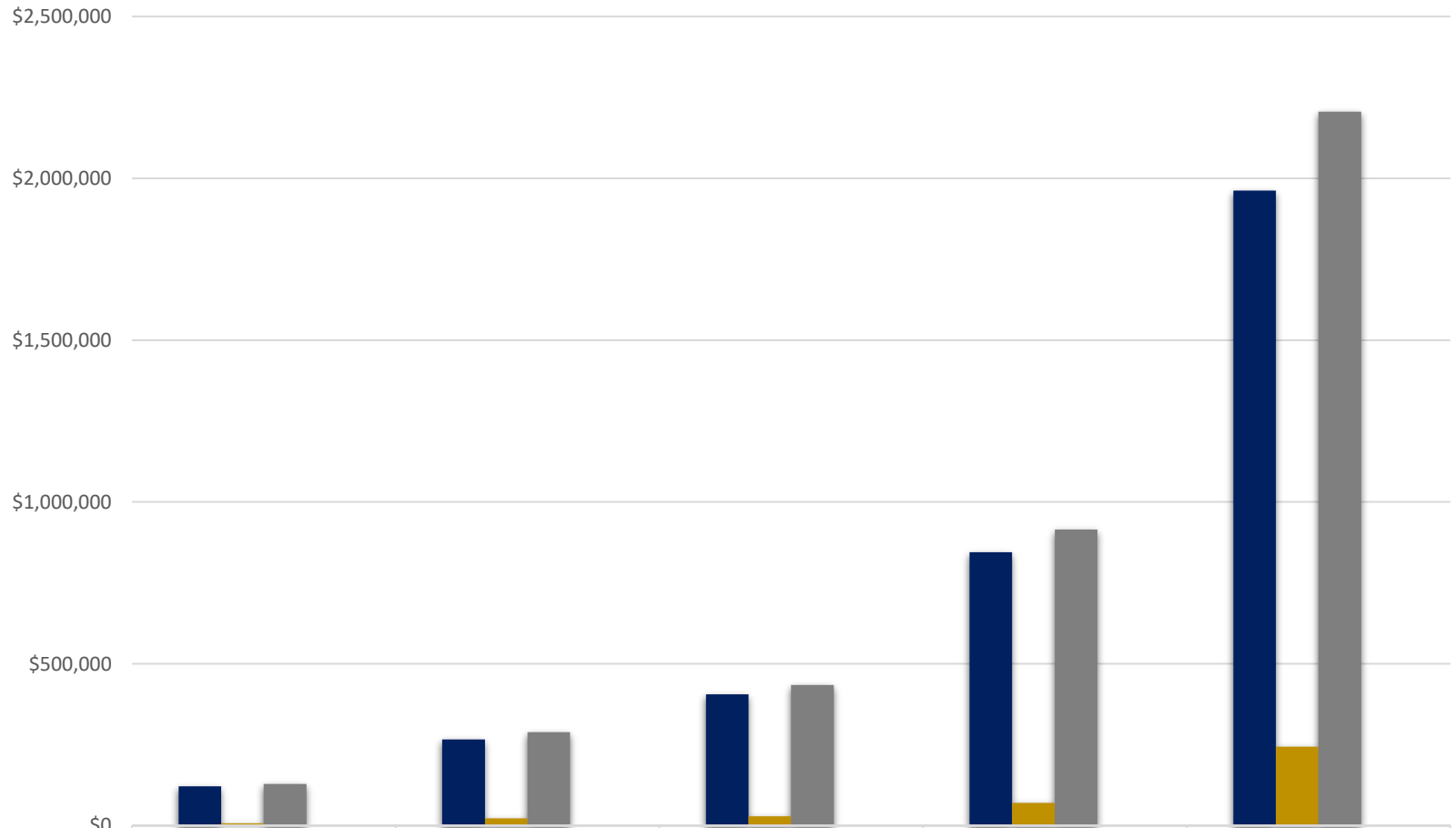
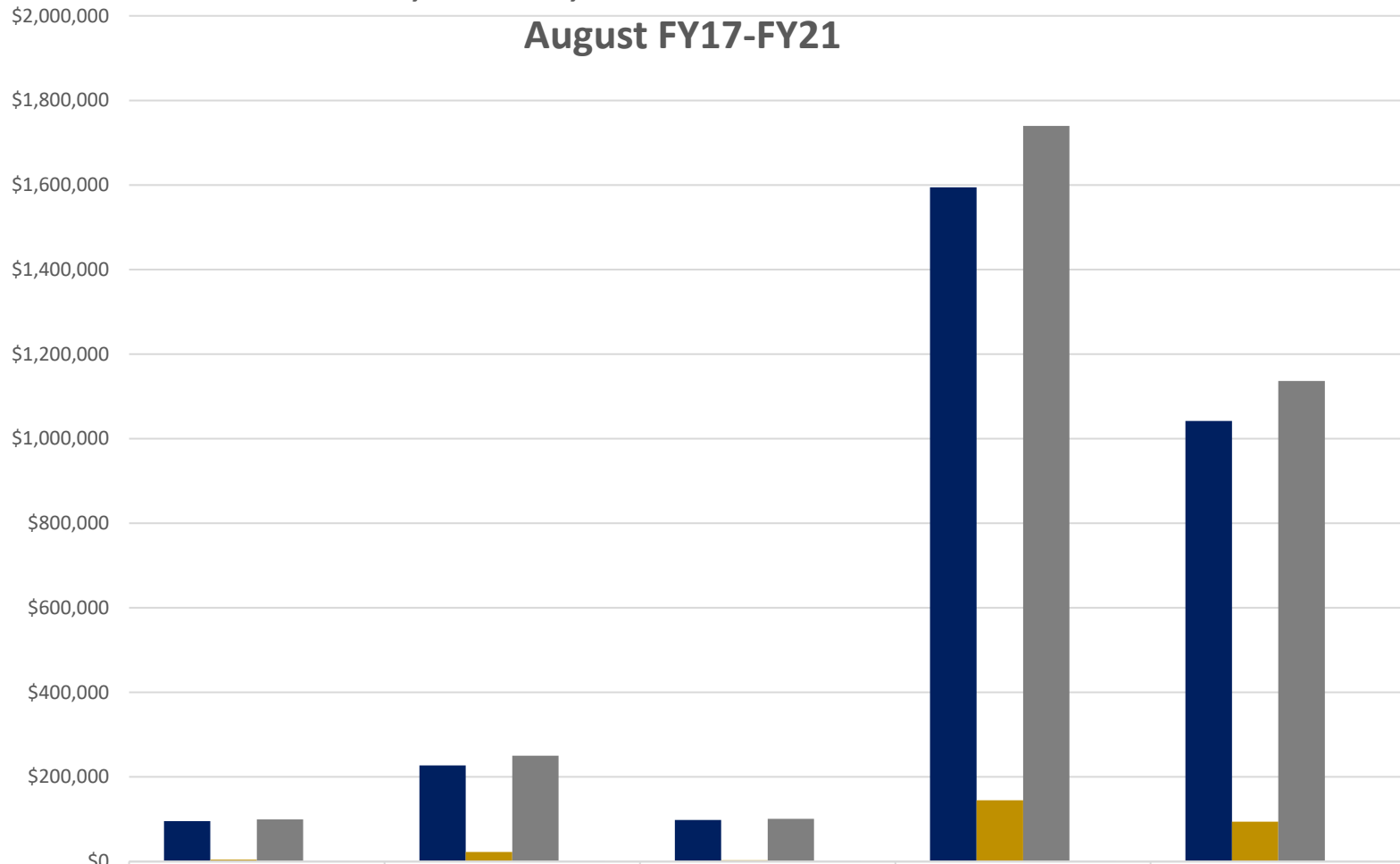


Candler School of Theology Proposals Submitted -Direct, Indirect and Total (\$'s) Processed August FY17-FY21



| | 2017 | 2018 | 2019 | 2020 | 2021 |
|-----------------------------|-----------|-----------|-----------|-----------|-------------|
| ■ Direct Budget Amount | \$121,955 | \$266,523 | \$405,919 | \$844,828 | \$1,962,279 |
| ■ Indirect Budget Amount | \$7,196 | \$22,727 | \$28,616 | \$70,231 | \$243,567 |
| ■ Total Proposal | \$129,151 | \$289,250 | \$434,535 | \$915,059 | \$2,205,846 |
| ■ Proposals Processed Count | 3 | 3 | 8 | 8 | 12 |

Candler School of Theology - Award Results Direct, Indirect, Total and Award Processed August FY17-FY21

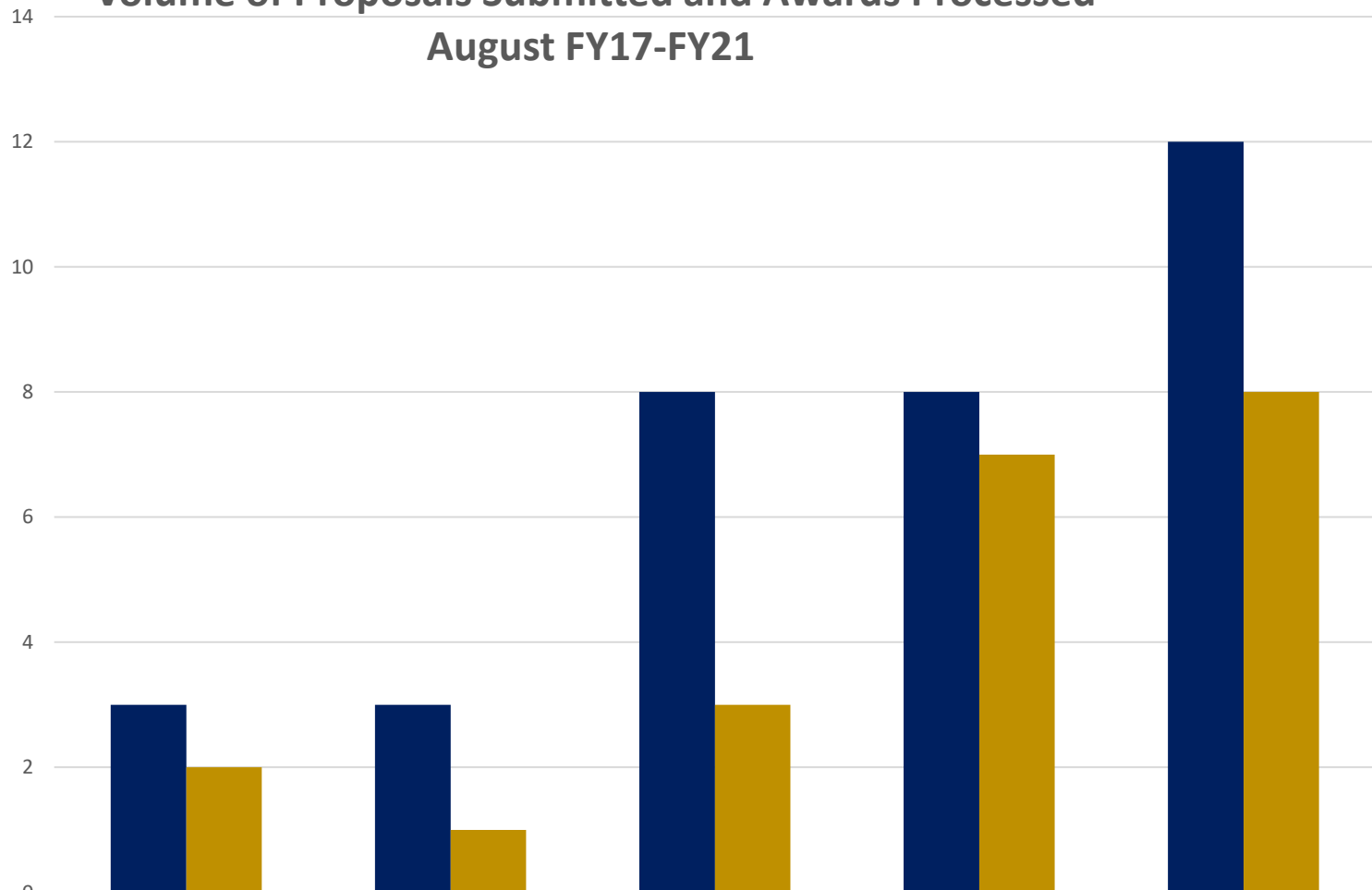


| | 2017 | 2018 | 2019 | 2020 | 2021 |
|-----------------------|-----------|-----------|-----------|-------------|-------------|
| ■ Direct (\$'s) | \$95,455 | \$227,273 | \$98,357 | \$1,594,597 | \$1,041,974 |
| ■ Indirect (\$'s) | \$4,545 | \$22,727 | \$2,918 | \$145,050 | \$94,522 |
| ■ Total Funding Total | \$100,000 | \$250,000 | \$101,275 | \$1,739,647 | \$1,136,496 |
| ■ Awards Processed | 2 | 1 | 3 | 7 | 8 |

Candler School of Theology - Award Results

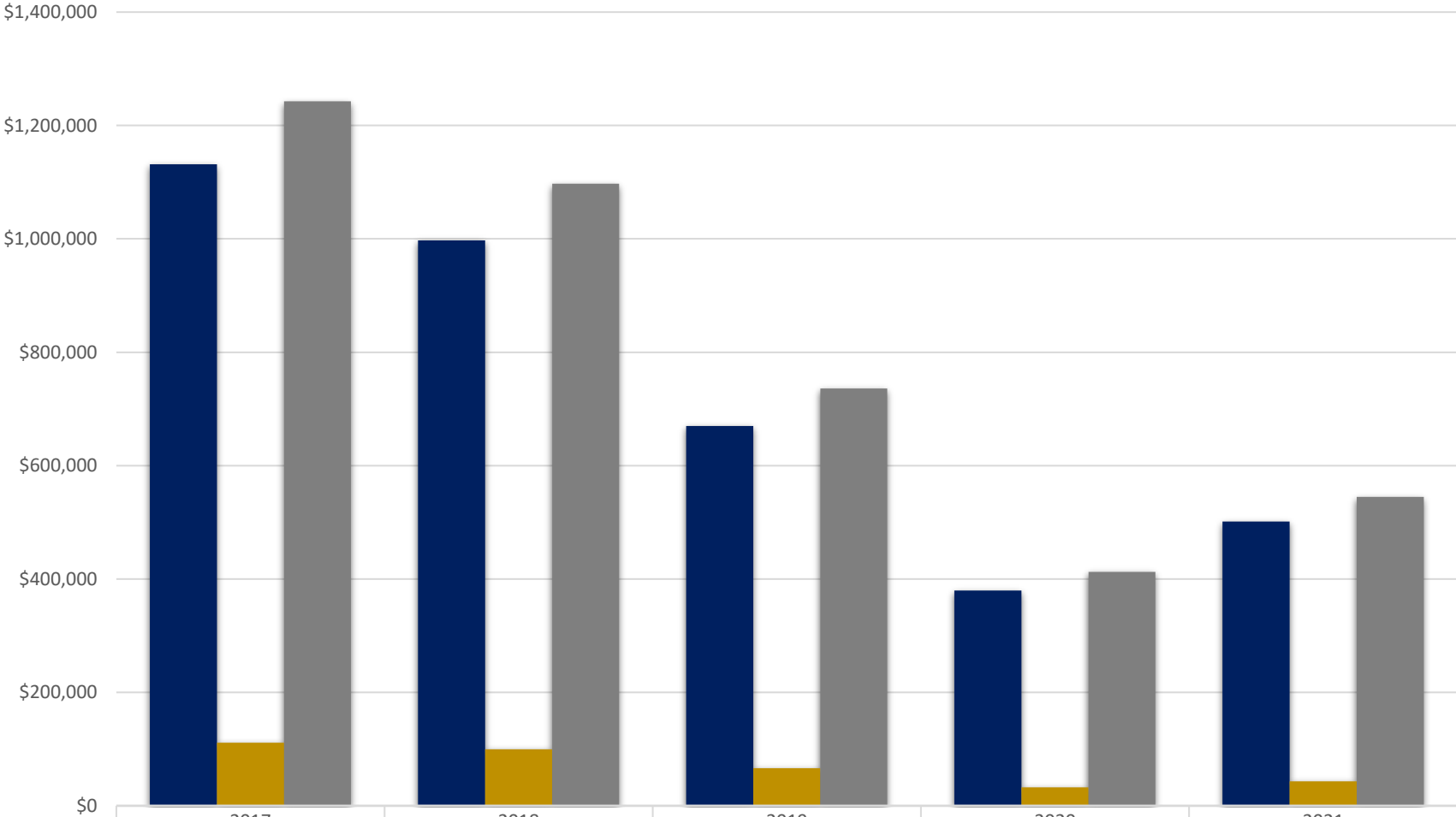
Volume of Proposals Submitted and Awards Processed

August FY17-FY21



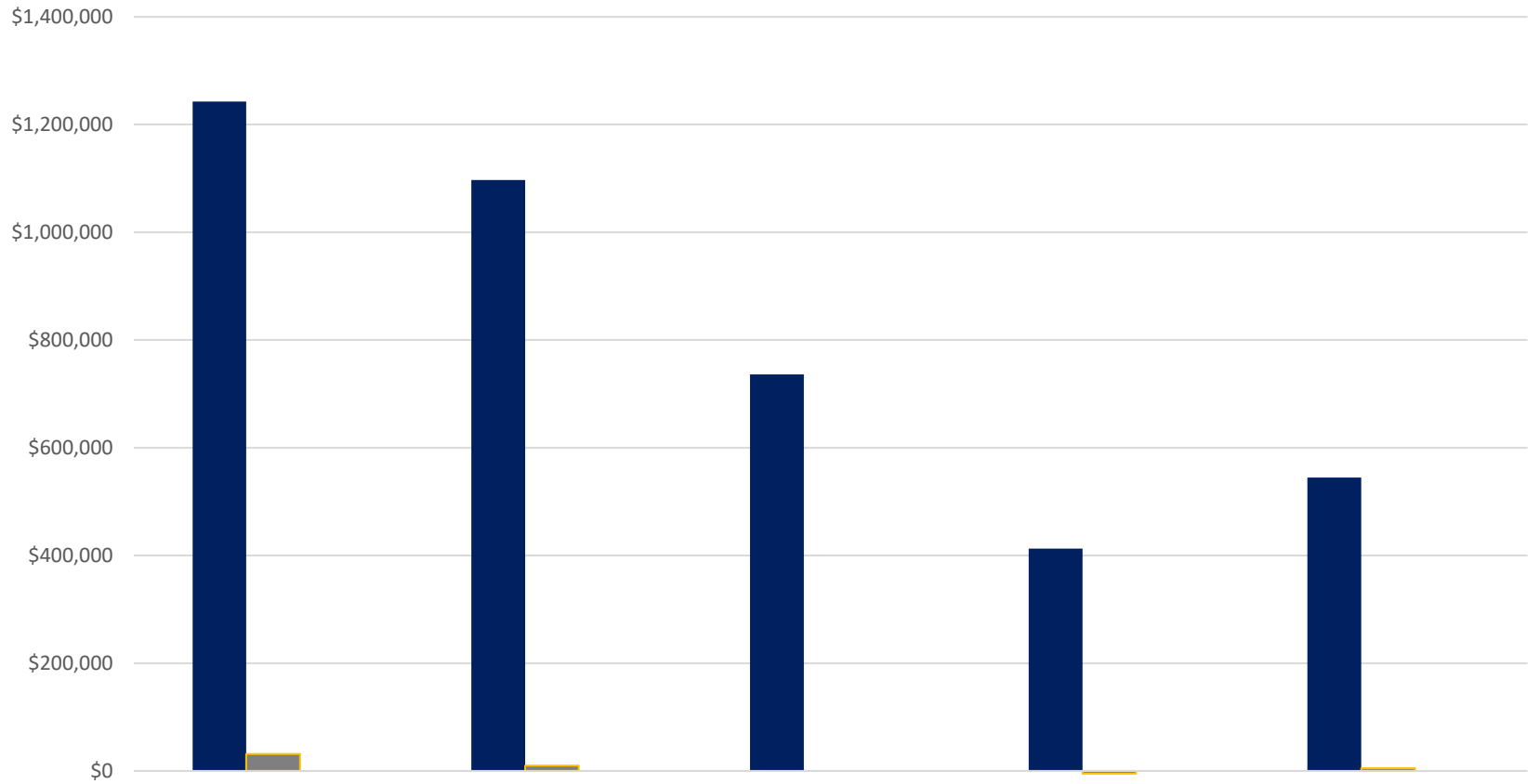
| | | | | | |
|-----------------------------|------|------|------|------|------|
| ■ Proposals Processed Count | 2017 | 2018 | 2019 | 2020 | 2021 |
| | 3 | 3 | 8 | 8 | 12 |
| ■ Awards Processed | 2 | 1 | 3 | 7 | 8 |

Candler School of Theology - Sponsored Research Expenditures Direct, Indirect and Total August FY17-FY21



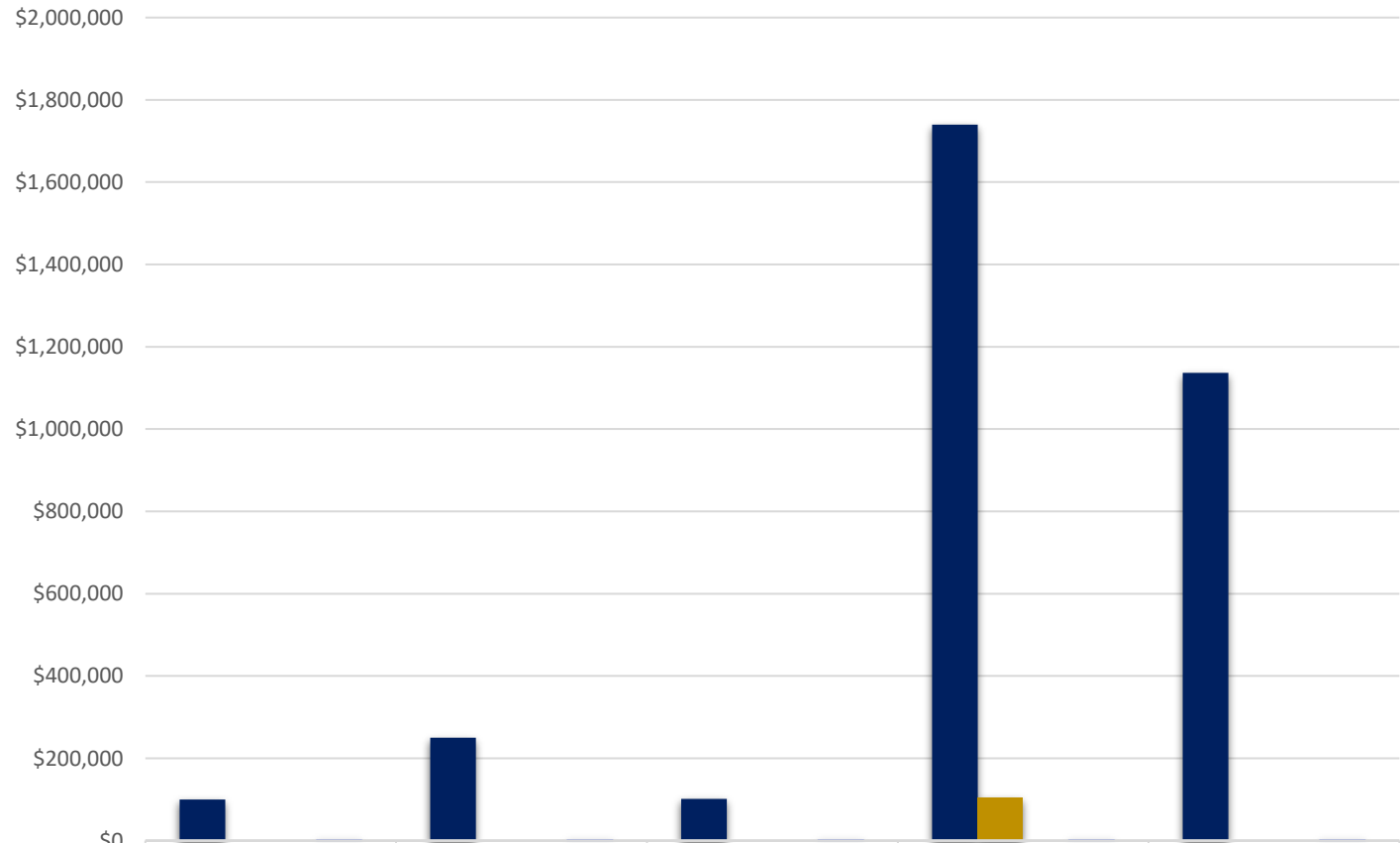
| | | | | | |
|-------------------|-------------|-------------|-----------|-----------|-----------|
| ■ Direct (\$'s) | \$1,131,449 | \$997,253 | \$670,093 | \$379,829 | \$501,506 |
| ■ Indirect (\$'s) | \$111,033 | \$99,833 | \$66,216 | \$32,708 | \$43,318 |
| ■ Total Expenses | \$1,242,482 | \$1,097,087 | \$736,309 | \$412,537 | \$544,824 |

Candler School of Theology Sponsored Research Expenditures, Outgoing Sub-Awards August FY17-FY21



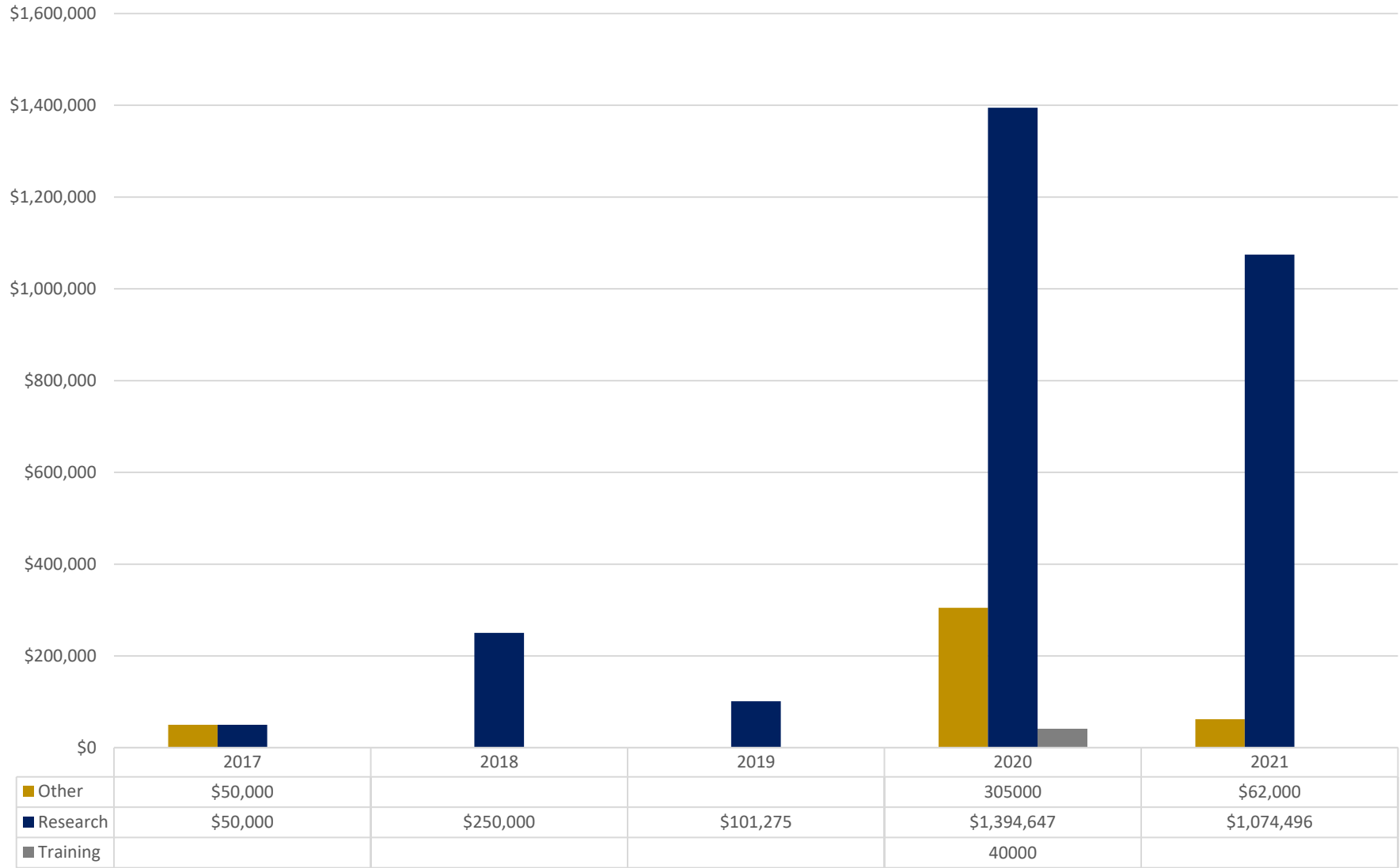
| | 2017 | 2018 | 2019 | 2020 | 2021 |
|-----------------------|-------------|-------------|-----------|--------------|-----------|
| ■ Total Expenses | \$1,242,482 | \$1,097,087 | \$736,309 | \$412,537 | \$544,824 |
| ■ Outgoing Sub-Awards | 31150 | \$10,000 | | -5000 | \$5,000 |
| ■ % of Expense Total | 0.025070788 | 0.91% | | -0.012120119 | 0.92% |

Candler School of Theology Awards Incoming Sub-Awards Total Award Funding and Processed August FY17-FY21

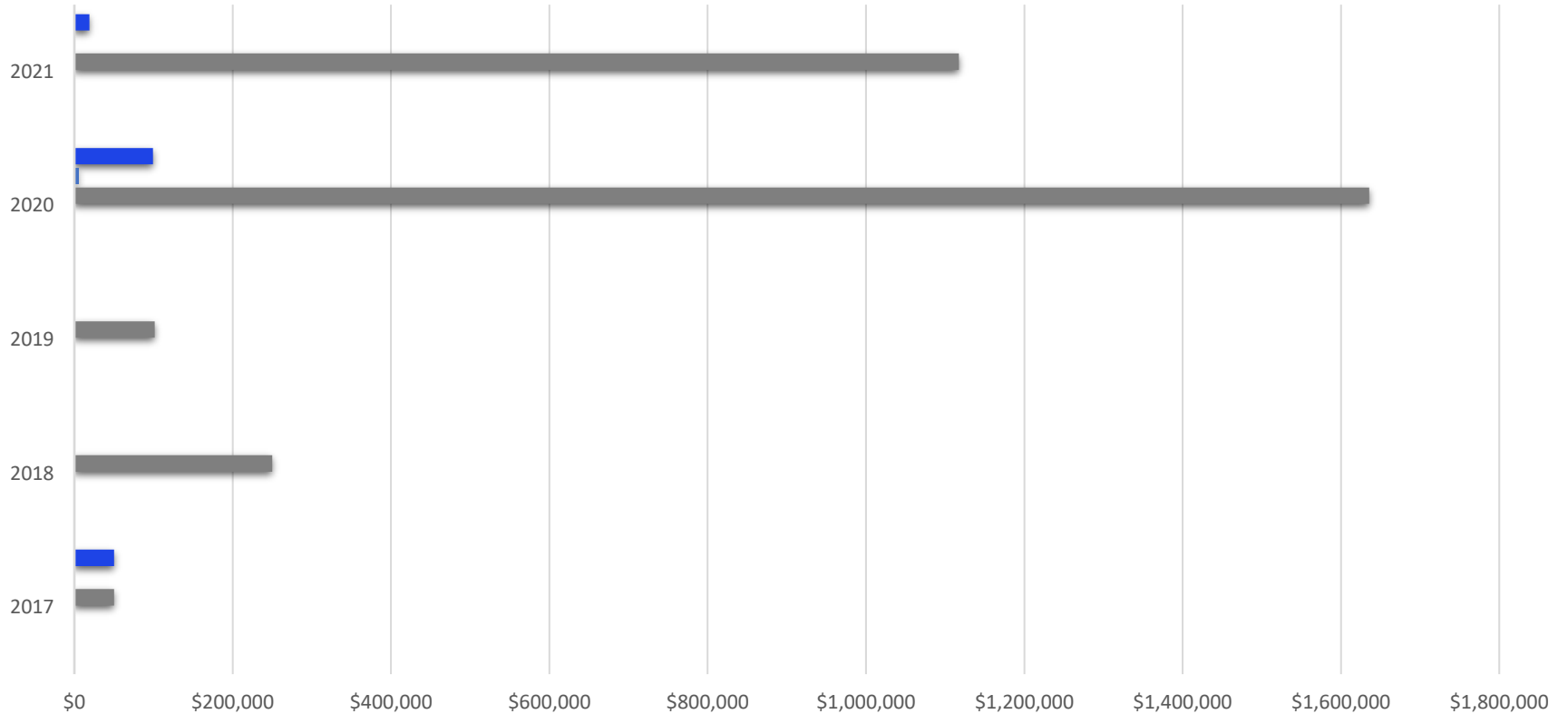


| | 2017 | 2018 | 2019 | 2020 | 2021 |
|---|-----------|-----------|-----------|-------------|-------------|
| ■ Total Award (Including Incoming Sub-Awards) | \$100,000 | \$250,000 | \$101,275 | \$1,739,647 | \$1,136,496 |
| ■ Total Incoming Sub-Awards | | | | 104100 | |
| ■ (Incoming Sub-Awards % of Total Award) | | | | 0.059839726 | |
| ■ Awards Processed | 2 | 1 | 3 | 7 | 8 |

Candler School of Theology Award Results by Research Type August FY17-FY21



Candler School of Theology Award Results by Sponsored Type August FY17-FY21



| | 2017 | 2018 | 2019 | 2020 | 2021 |
|--------------|----------|-----------|-----------|-------------|-------------|
| ■ University | \$50,000 | | | \$99,100 | \$19,000 |
| ■ State | | | | \$5,000 | |
| ■ Private | \$50,000 | \$250,000 | \$101,275 | \$1,635,547 | \$1,117,496 |
| ■ Foreign | | | | | |
| ■ Federal | | | | | |
| ■ Corporate | | | | | |