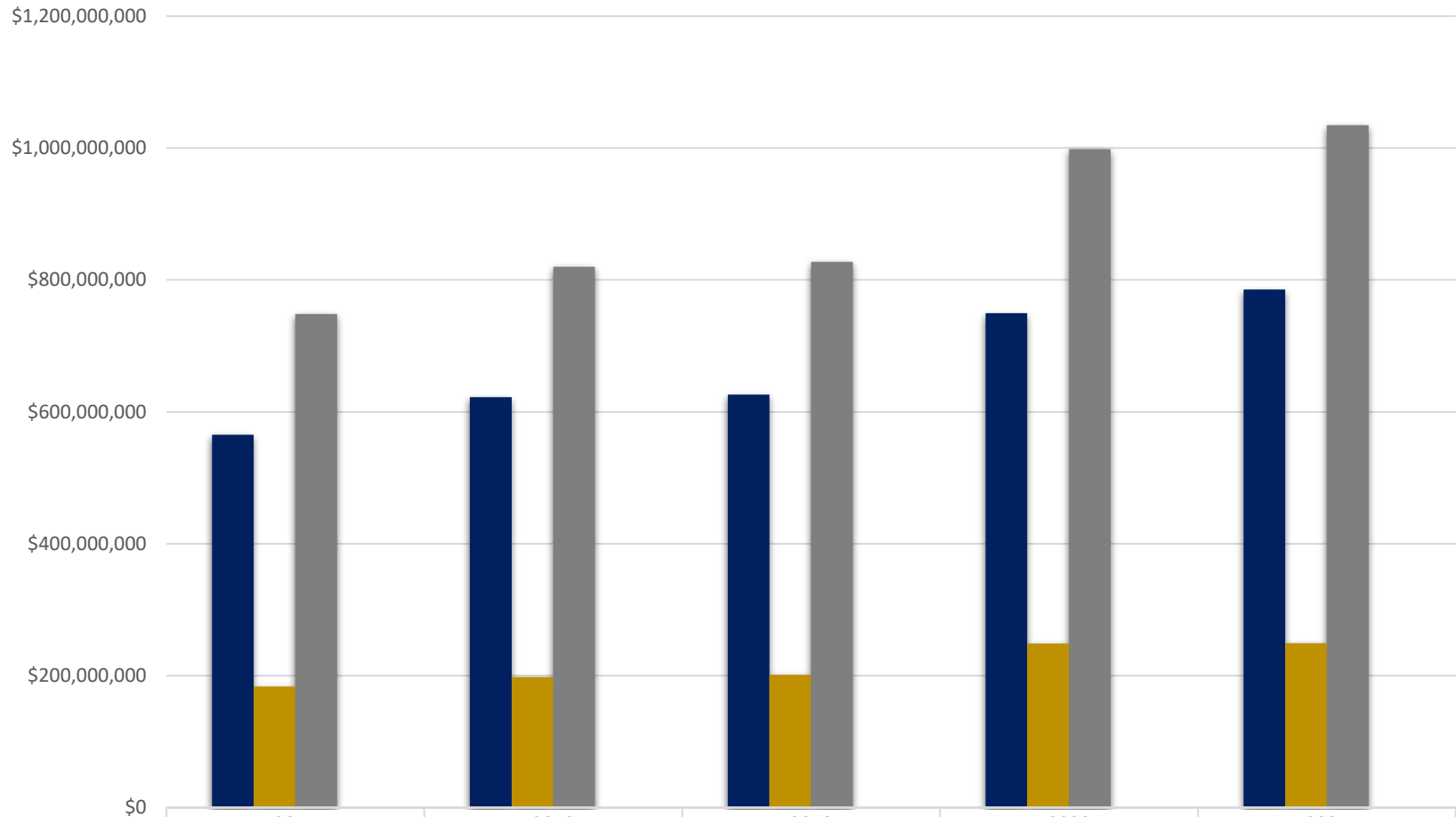


School of Medicine Proposals Submitted -Direct, Indirect and Total (\$'s) Processed August FY17-FY21

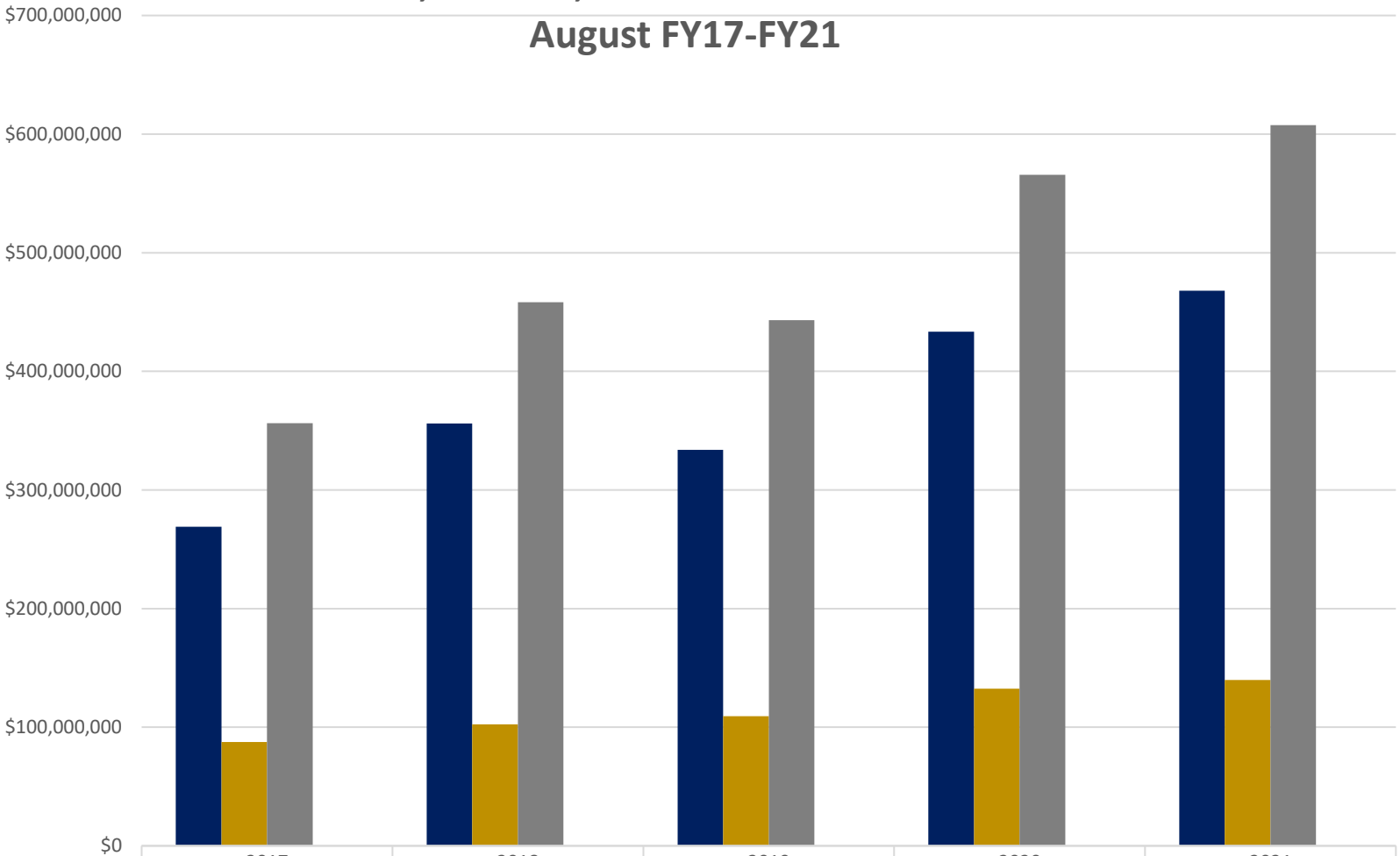


	2017	2018	2019	2020	2021
■ Direct Budget Amount	\$565,059,203	\$622,375,628	\$626,140,873	\$749,663,876	\$785,479,372
■ Indirect Budget Amount	\$183,419,217	\$197,599,836	\$201,307,434	\$248,777,906	\$249,370,815
■ Total Proposal	\$748,478,420	\$819,975,464	\$827,448,307	\$998,441,782	\$1,034,850,187
■ Proposals Processed Count	2956	3133	3119	3406	3392

School of Medicine - Award Results

Direct, Indirect, Total and Award Processed

August FY17-FY21

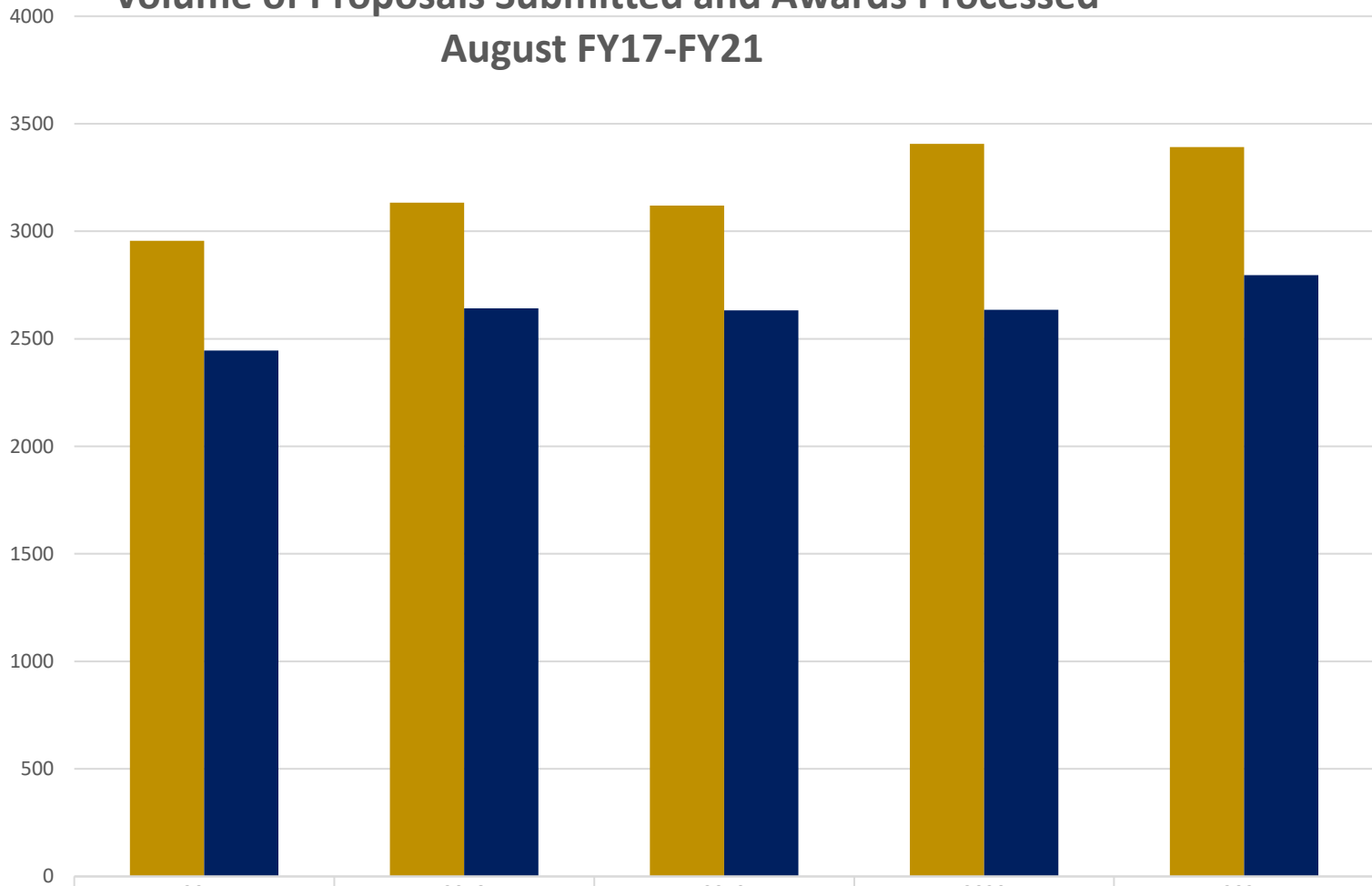


	2017	2018	2019	2020	2021
■ Direct (\$'s)	\$268,912,579	\$355,970,724	\$333,827,163	\$433,298,498	\$467,869,263
■ Indirect (\$'s)	\$87,408,147	\$102,324,449	\$109,305,026	\$132,386,761	\$139,797,545
■ Total Funding Total	\$356,320,726	\$458,295,173	\$443,132,190	\$565,685,260	\$607,666,808
■ Awards Processed	2445	2642	2632	2635	2796

School of Medicine - Award Results

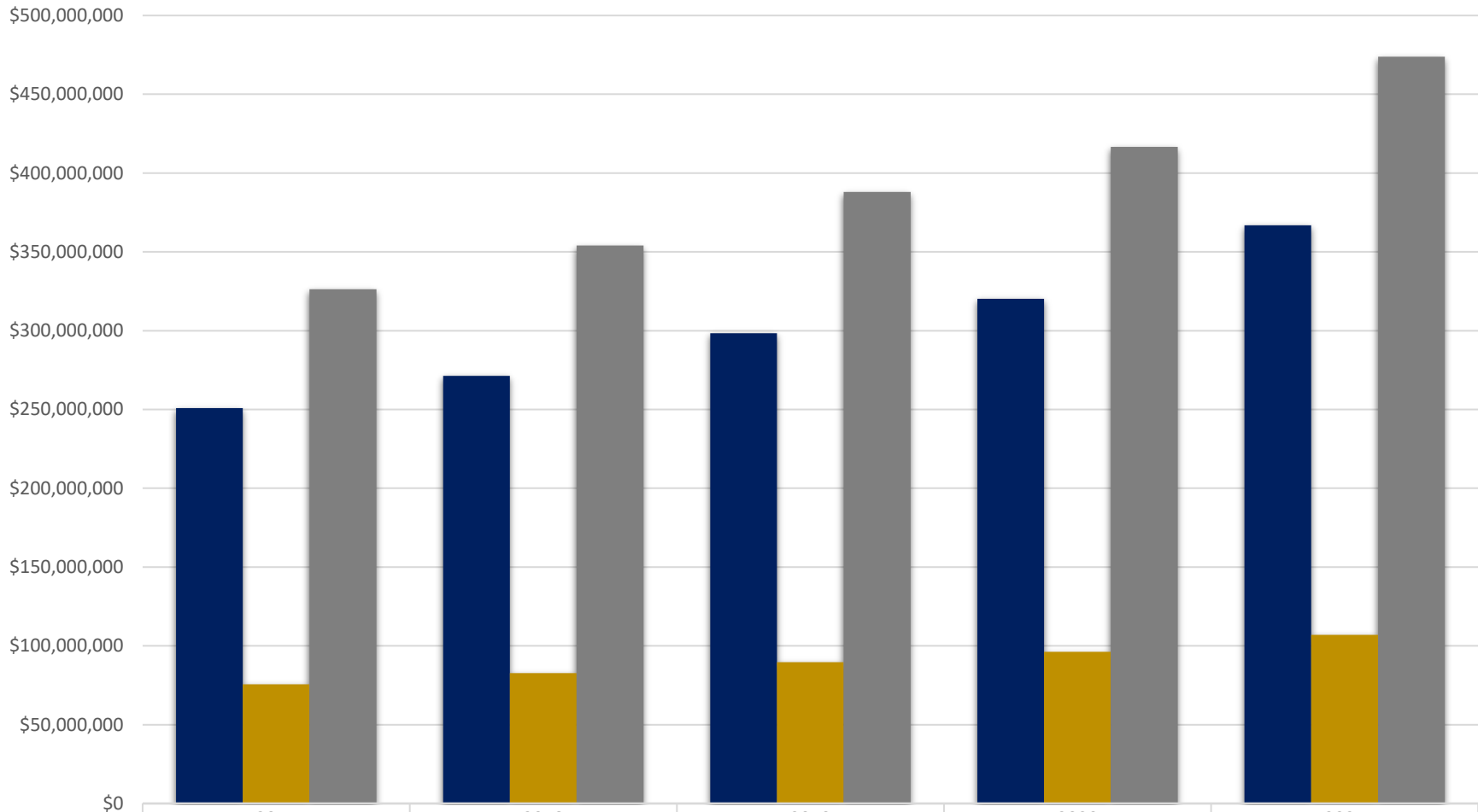
Volume of Proposals Submitted and Awards Processed

August FY17-FY21



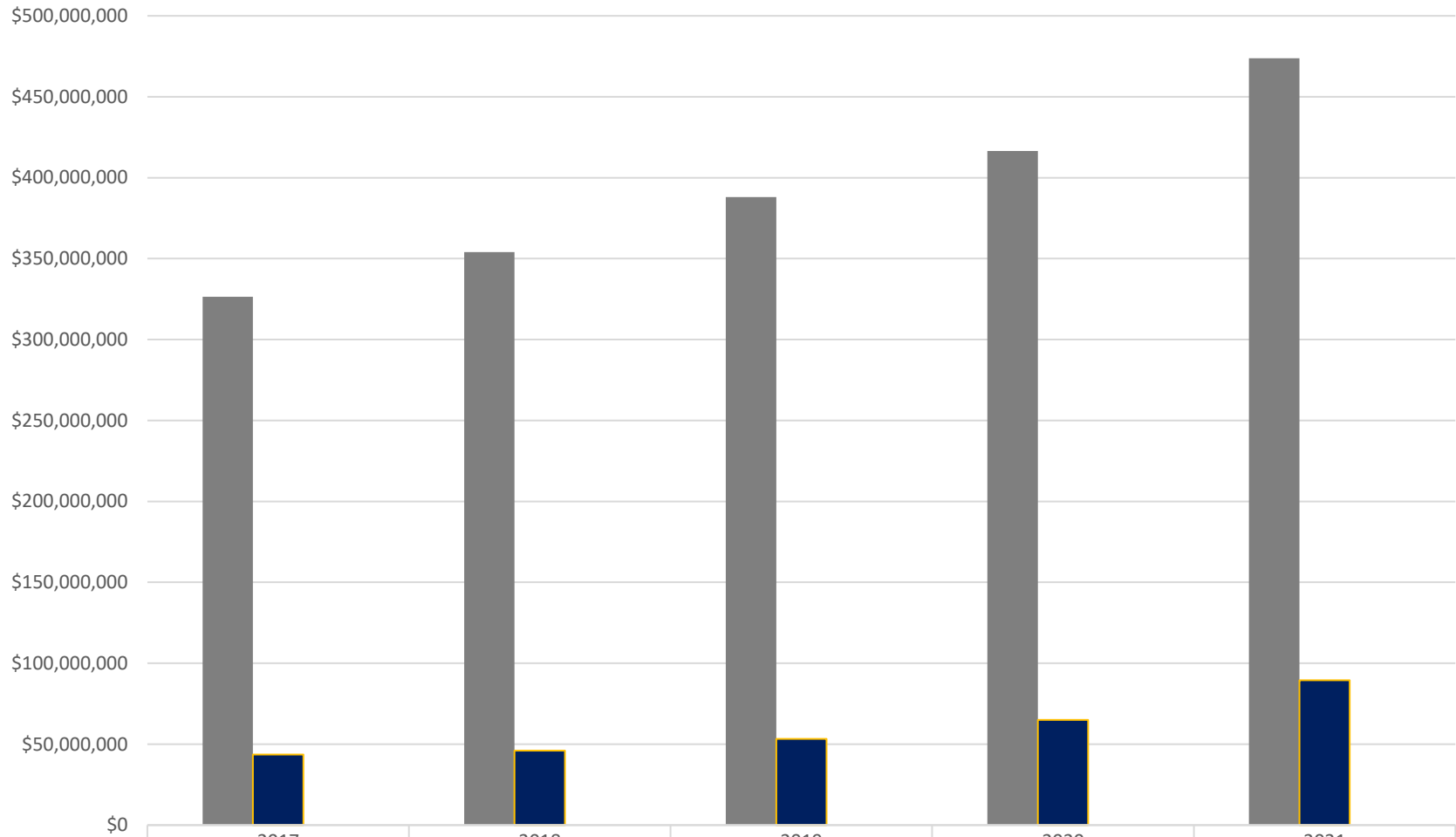
	2017	2018	2019	2020	2021
■ Proposals Processed Count	2956	3133	3119	3406	3392
■ Awards Processed	2445	2642	2632	2635	2796

School of Medicine- Sponsored Research Expenditures Direct, Indirect and Total August FY17-FY21



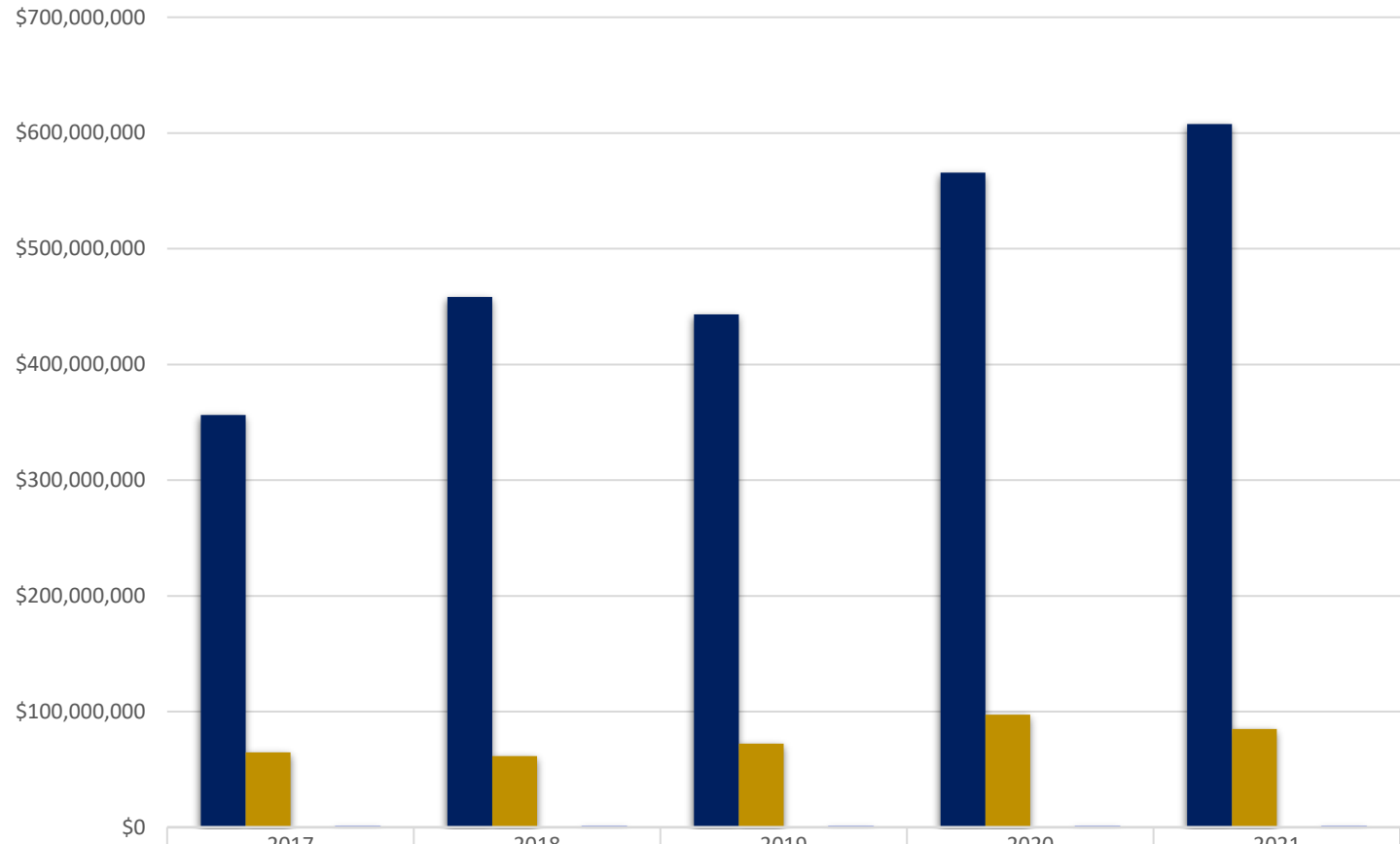
	2017	2018	2019	2020	2021
■ Direct (\$'s)	\$250,839,041	\$271,273,053	\$298,376,067	\$320,271,380	\$366,908,568
■ Indirect (\$'s)	\$75,515,497	\$82,703,853	\$89,684,806	\$96,267,484	\$106,918,857
■ Total Expenses	\$326,354,538	\$353,976,906	\$388,060,873	\$416,538,864	\$473,827,425

School of Medicine Sponsored Research Expenditures, Outgoing Sub-Awards August FY17-FY21



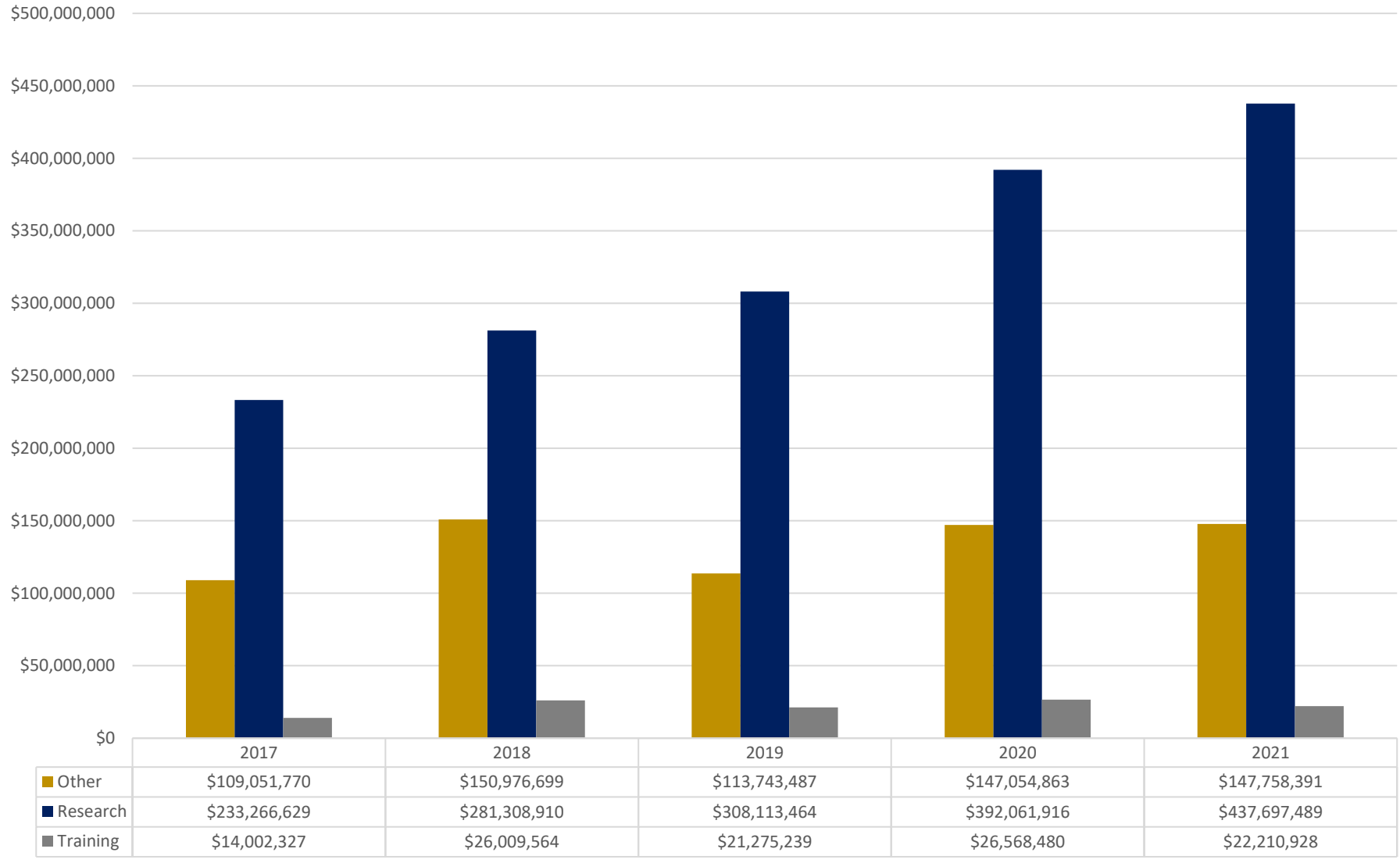
■ Total Expenses	\$326,354,538	\$353,976,906	\$388,060,873	\$416,538,864	\$473,827,425
■ Outgoing Sub-Awards	\$43,644,082	\$46,074,247	\$53,265,507	\$65,075,465	\$89,504,291
■ % of Expense Total	13.37%	13.02%	13.73%	15.62%	18.89%

School of Medicine Awards Incoming Sub-Awards Total Award Funding and Processed August FY17-FY21

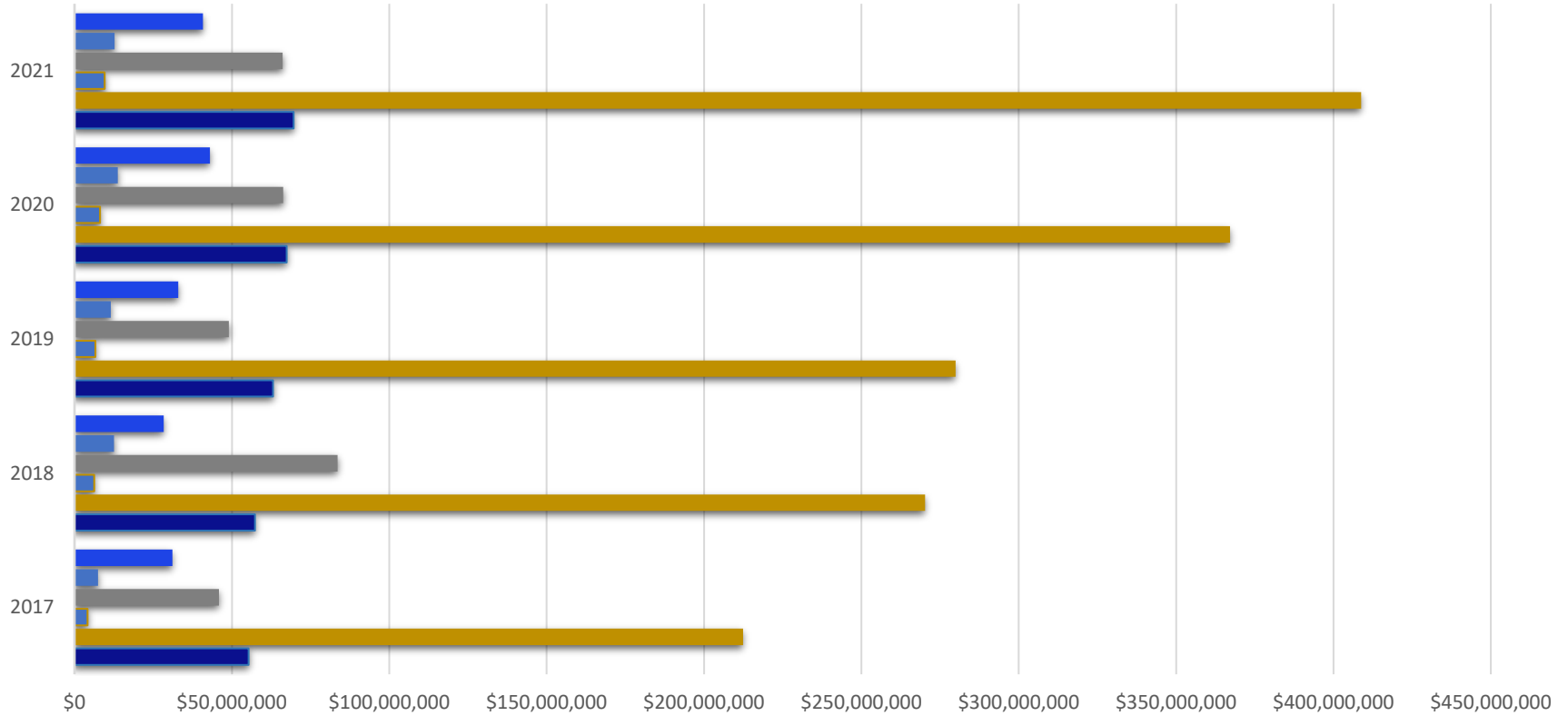


	2017	2018	2019	2020	2021
■ Total Award (Including Incoming Sub-Awards)	\$356,320,726	\$458,295,173	\$443,132,190	\$565,685,260	\$607,666,808
■ Total Incoming Sub-Awards	\$64,787,755	\$61,434,135	\$72,299,783	\$97,180,598	\$84,987,297
■ (Incoming Sub-Awards % of Total Award)	18.18%	13.40%	16.32%	17.18%	13.99%
■ Awards Processed	2445	2642	2632	2635	2796

School of Medicine Award Results by Research Type August FY17-FY21



School of Medicine Award Results by Sponsored Type August FY17-FY21



	2017	2018	2019	2020	2021
■ University	\$31,147,797	\$28,313,613	\$32,983,450	\$43,011,523	\$40,843,780
■ State	\$7,436,256	\$12,513,210	\$11,532,421	\$13,726,222	\$12,724,925
■ Private	\$45,911,599	\$83,586,001	\$48,999,808	\$66,284,364	\$66,144,736
■ Foreign	\$4,123,374	\$6,297,079	\$6,633,195	\$8,122,529	\$9,550,975
■ Federal	\$212,406,189	\$270,206,476	\$279,961,435	\$367,174,053	\$408,803,823
■ Corporate	\$55,295,512	\$57,378,792	\$63,021,881	\$67,366,568	\$69,598,570