

## EVP-Finance & Administration Proposals Submitted -Direct, Indirect and Total (\$'s) Processed August FY17-FY21



	2017	2018	2019	2020	2021
■ Direct Budget Amount					
■ Indirect Budget Amount					
■ Total Proposal					
■ Proposals Processed Count					

## EVP-Finance & Administration - Award Results Direct, Indirect, Total and Award Processed

**August FY17-FY21**



	2017	2018	2019	2020	2021
■ Direct (\$'s)					
■ Indirect (\$'s)					
■ Total Funding Total					
■ Awards Processed					

## EVP-Finance & Administration - Award Results

### Volume of Proposals Submitted and Awards Processed

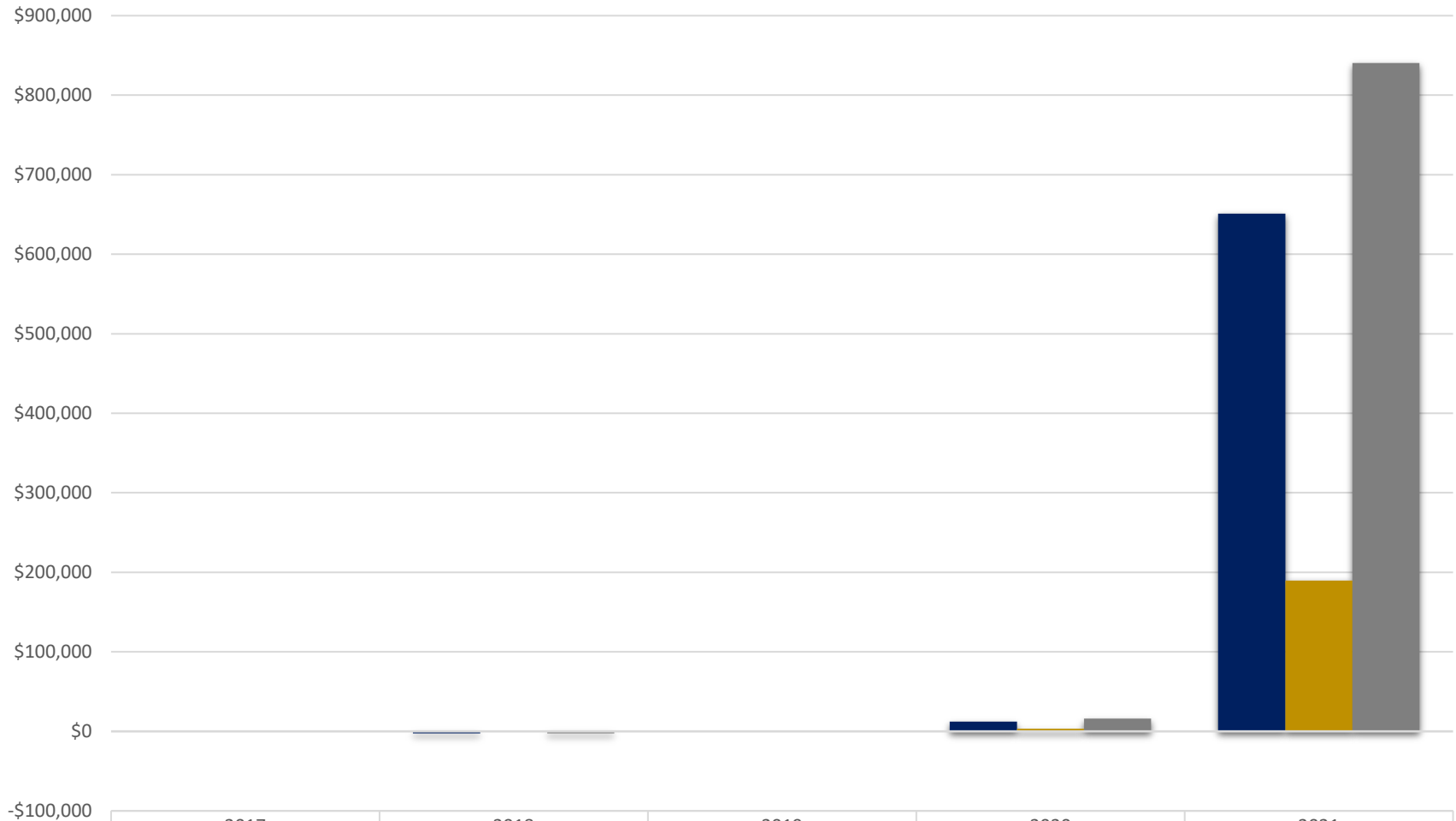
#### August FY17-FY21



■ Proposals Processed Count  
 ■ Awards Processed

	2017	2018	2019	2020	2021
Proposals Processed Count					
Awards Processed					

## EVP-Finance & Administration - Sponsored Research Expenditures Direct, Indirect and Total August FY17-FY21



	2017	2018	2019	2020	2021
■ Direct (\$'s)		-\$2,632		\$12,429	\$650,916
■ Indirect (\$'s)				\$3,455	\$189,513
■ Total Expenses		-\$2,632		\$15,884	\$840,429

## EVP-Finance & Administration Sponsored Research Expenditures, Outgoing Sub-Awards August FY17-FY21




	2017	2018	2019	2020	2021
■ Total Expenses		-\$2,632		\$15,884	\$840,429
■ Outgoing Sub-Awards					
■ % of Expense Total					

## EVP-Finance & Administration Awards Incoming Sub-Awards Total Award Funding and Processed August FY17-FY21



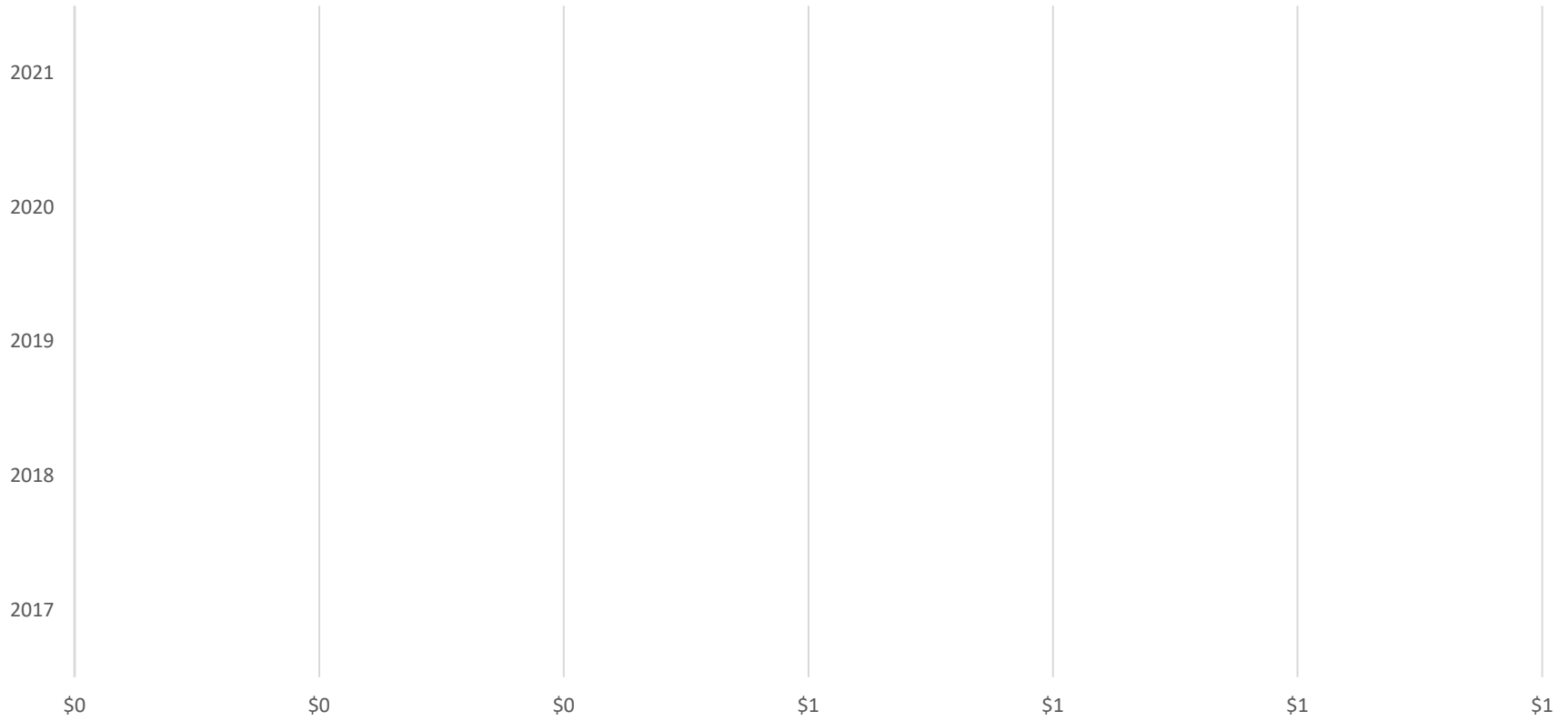
	2017	2018	2019	2020	2021
■ Total Award (Including Incoming Sub-Awards)					
■ Total Incoming Sub-Awards					
■ (Incoming Sub-Awards % of Total Award					
■ Awards Processed					

## EVP-Finance & Administration Award Results by Research Type August FY17-FY21



	2017	2018	2019	2020	2021
■ Other					
■ Research					
■ Training					

## EVP-Finance & Administration Award Results by Sponsored Type August FY17-FY21



	2017	2018	2019	2020	2021
■ University					
■ State					
■ Private					
■ Foreign					
■ Federal					
■ Corporate					