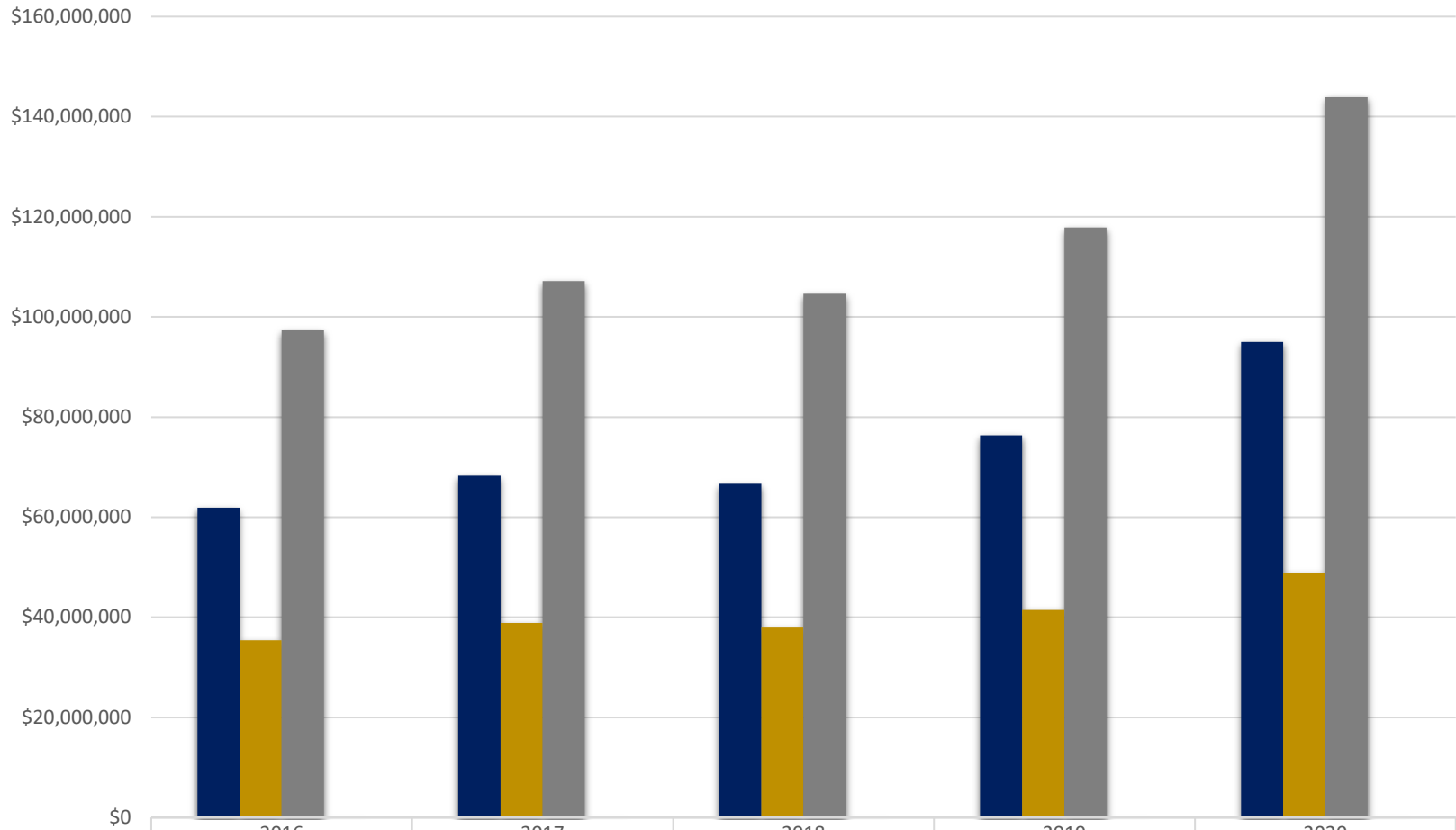


## Yerkes Primate Center Proposals Submitted -Direct, Indirect and Total (\$'s) Processed August FY16-FY20

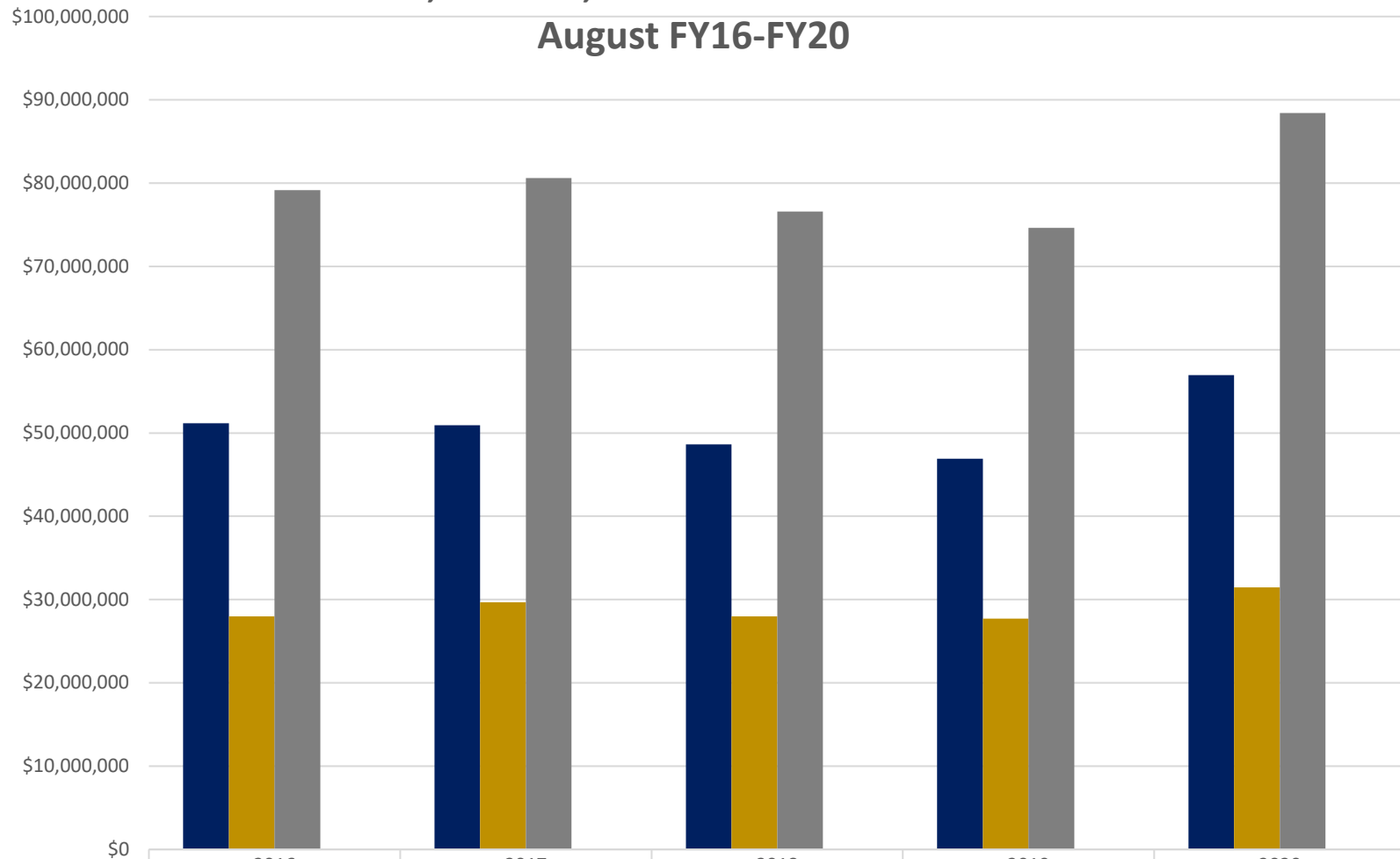


	2016	2017	2018	2019	2020
■ Direct Budget Amount	\$61,903,828	\$68,276,091	\$66,670,504	\$76,370,551	\$95,022,936
■ Indirect Budget Amount	\$35,393,405	\$38,874,449	\$37,959,652	\$41,473,878	\$48,851,169
■ Total Proposal	\$97,297,233	\$107,150,540	\$104,630,156	\$117,844,429	\$143,874,105
■ Proposals Processed Count	222	214	196	205	243

## Yerkes Primate Center - Award Results

### Direct, Indirect, Total and Award Processed

#### August FY16-FY20

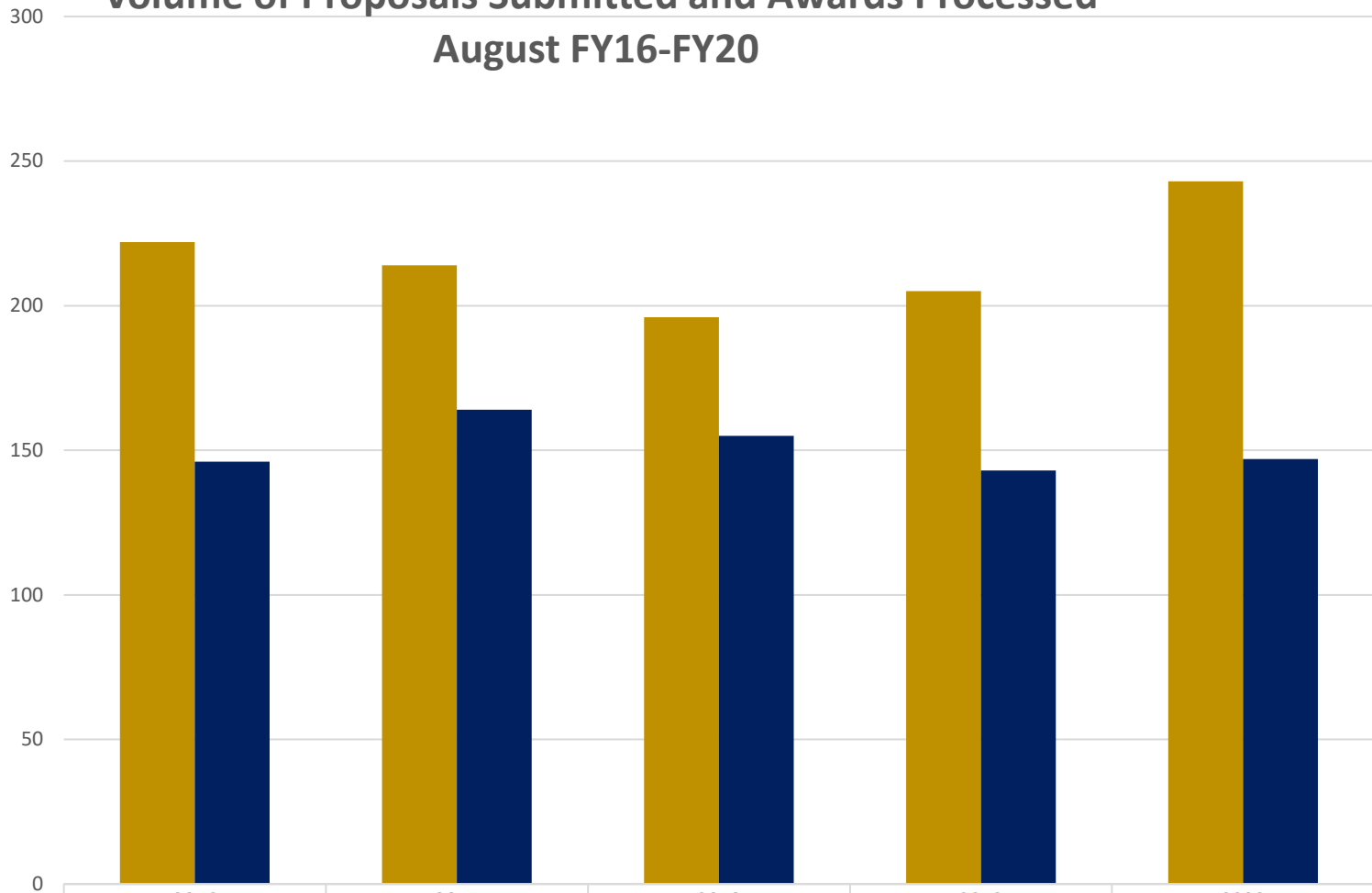


	2016	2017	2018	2019	2020
■ Direct (\$'s)	\$51,159,728	\$50,927,834	\$48,619,138	\$46,913,750	\$56,960,617
■ Indirect (\$'s)	\$27,994,673	\$29,665,794	\$27,981,539	\$27,708,277	\$31,453,100
■ Total Funding Total	\$79,154,401	\$80,593,628	\$76,600,677	\$74,622,027	\$88,413,717
■ Awards Processed	146	164	155	143	147

## Yerkes Primate Center - Award Results

### Volume of Proposals Submitted and Awards Processed

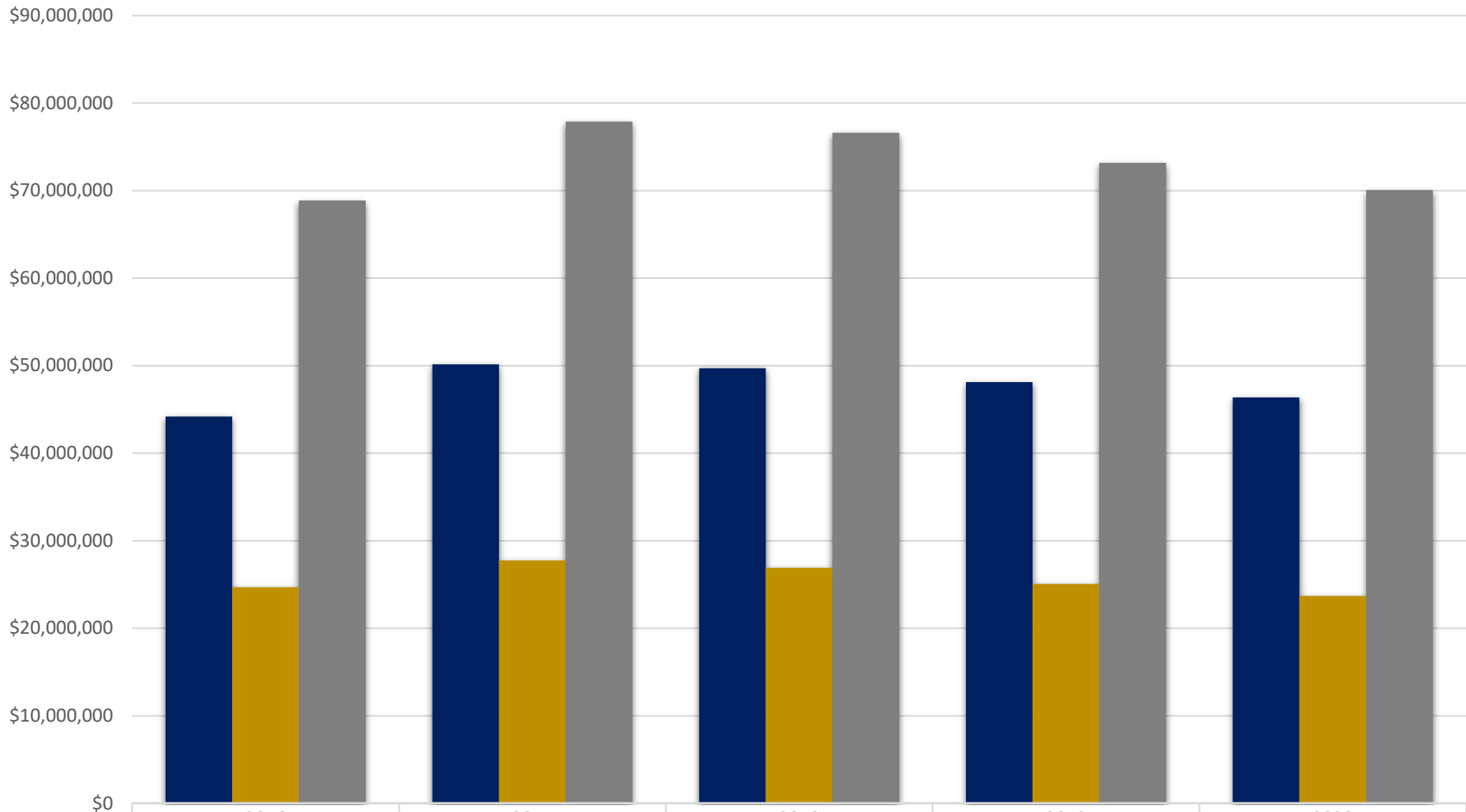
#### August FY16-FY20



■ Proposals Processed Count  
 ■ Awards Processed

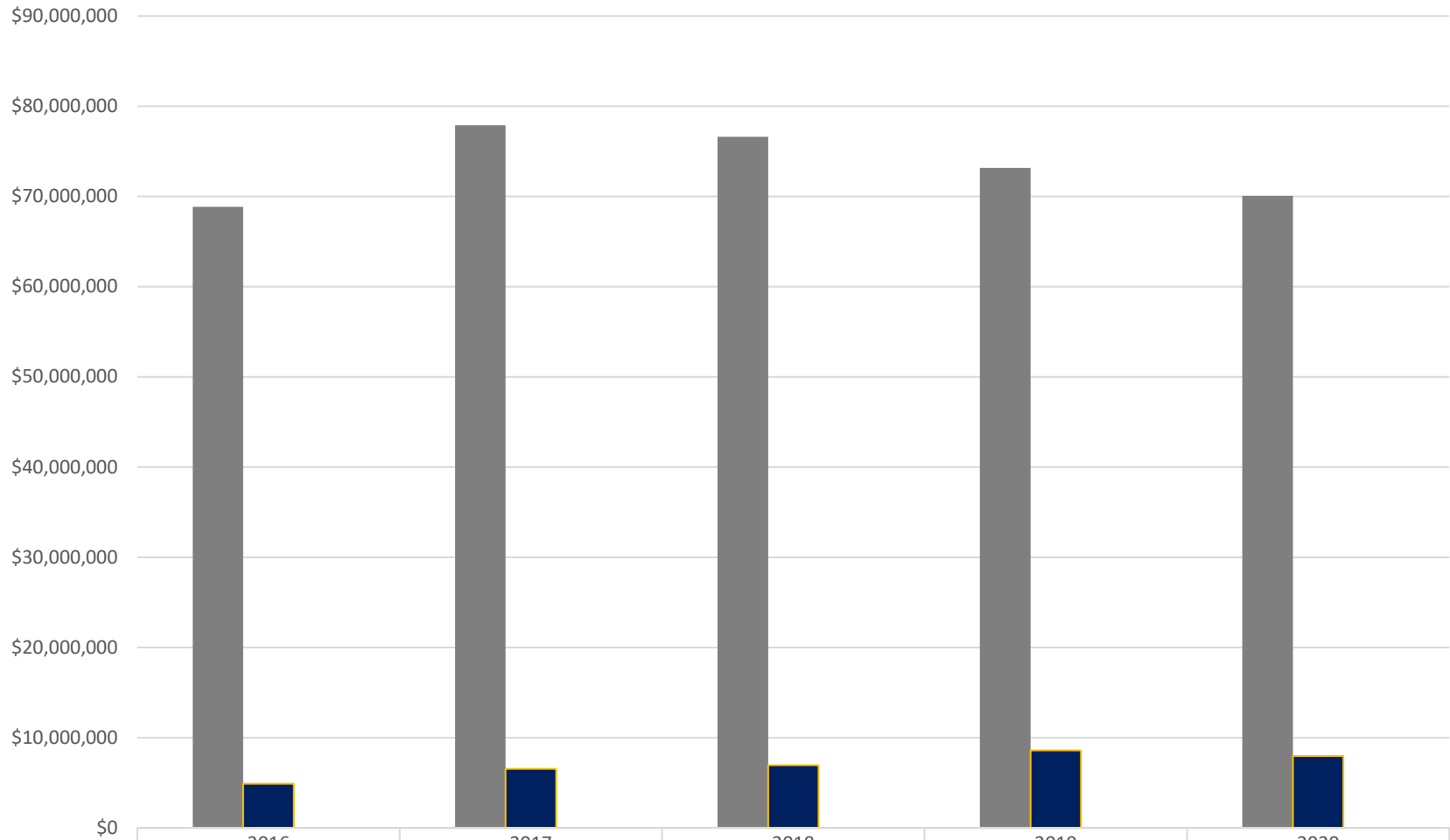
	2016	2017	2018	2019	2020
Proposals Processed Count	222	214	196	205	243
Awards Processed	146	164	155	143	147

## Yerkes Primate Center - Sponsored Research Expenditures Direct, Indirect and Total August FY16-FY20



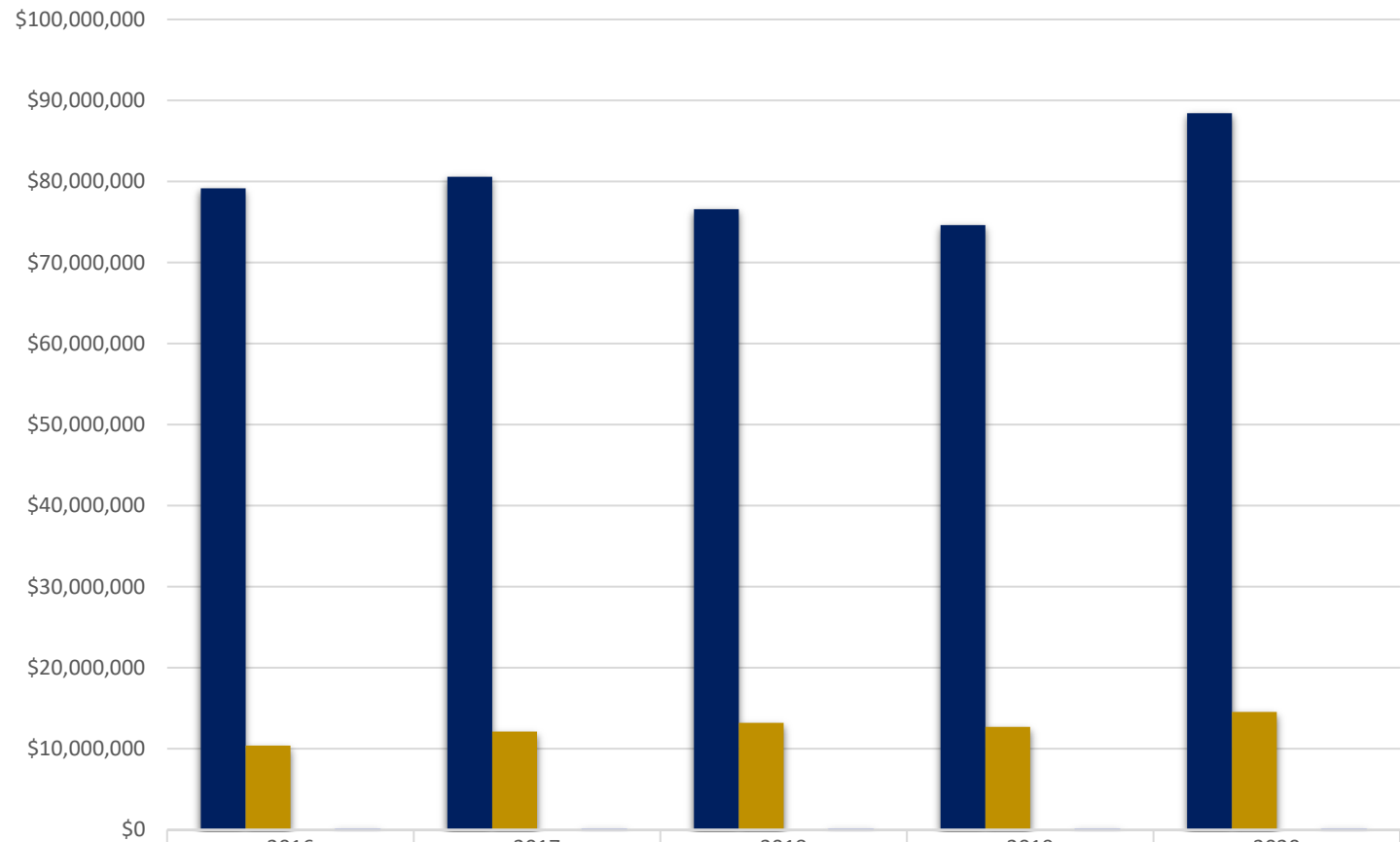
	2016	2017	2018	2019	2020
■ Direct (\$'s)	\$44,185,515	\$50,150,994	\$49,723,317	\$48,125,405	\$46,380,464
■ Indirect (\$'s)	\$24,676,337	\$27,728,979	\$26,896,606	\$25,054,766	\$23,687,200
■ Total Expenses	\$68,861,852	\$77,879,973	\$76,619,923	\$73,180,171	\$70,067,664

## Yerkes Primate Center Sponsored Research Expenditures, Outgoing Sub-Awards August FY16-FY20



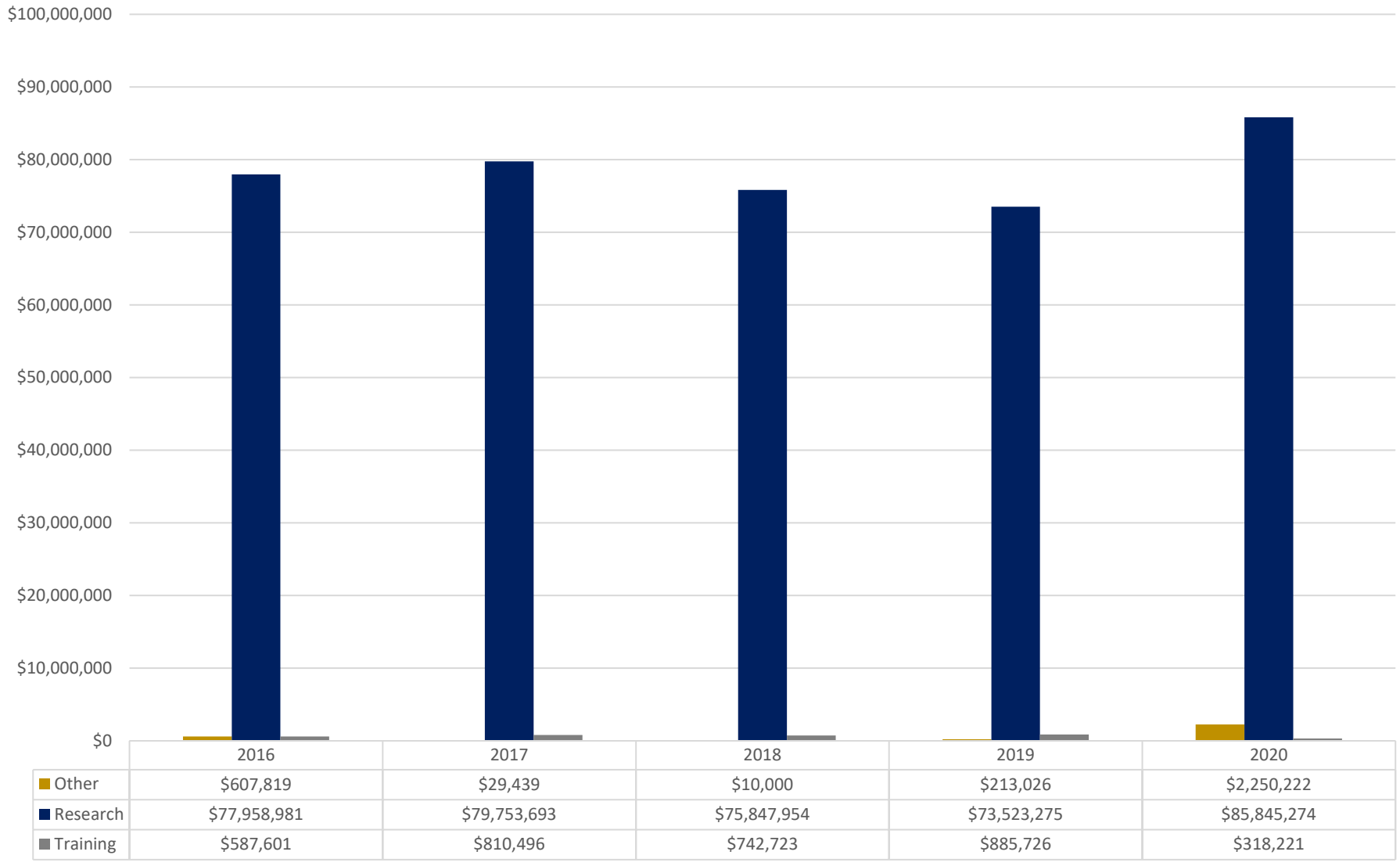
■ Total Expenses	\$68,861,852	\$77,879,973	\$76,619,923	\$73,180,171	\$70,067,664
■ Outgoing Sub-Awards	\$4,904,643	\$6,541,749	\$6,960,002	\$8,596,650	\$7,971,215
■ % of Expense Total	7.12%	8.40%	9.08%	11.75%	11.38%

## Yerkes Primate Center Awards Incoming Sub-Awards Total Award Funding and Processed August FY16-FY20

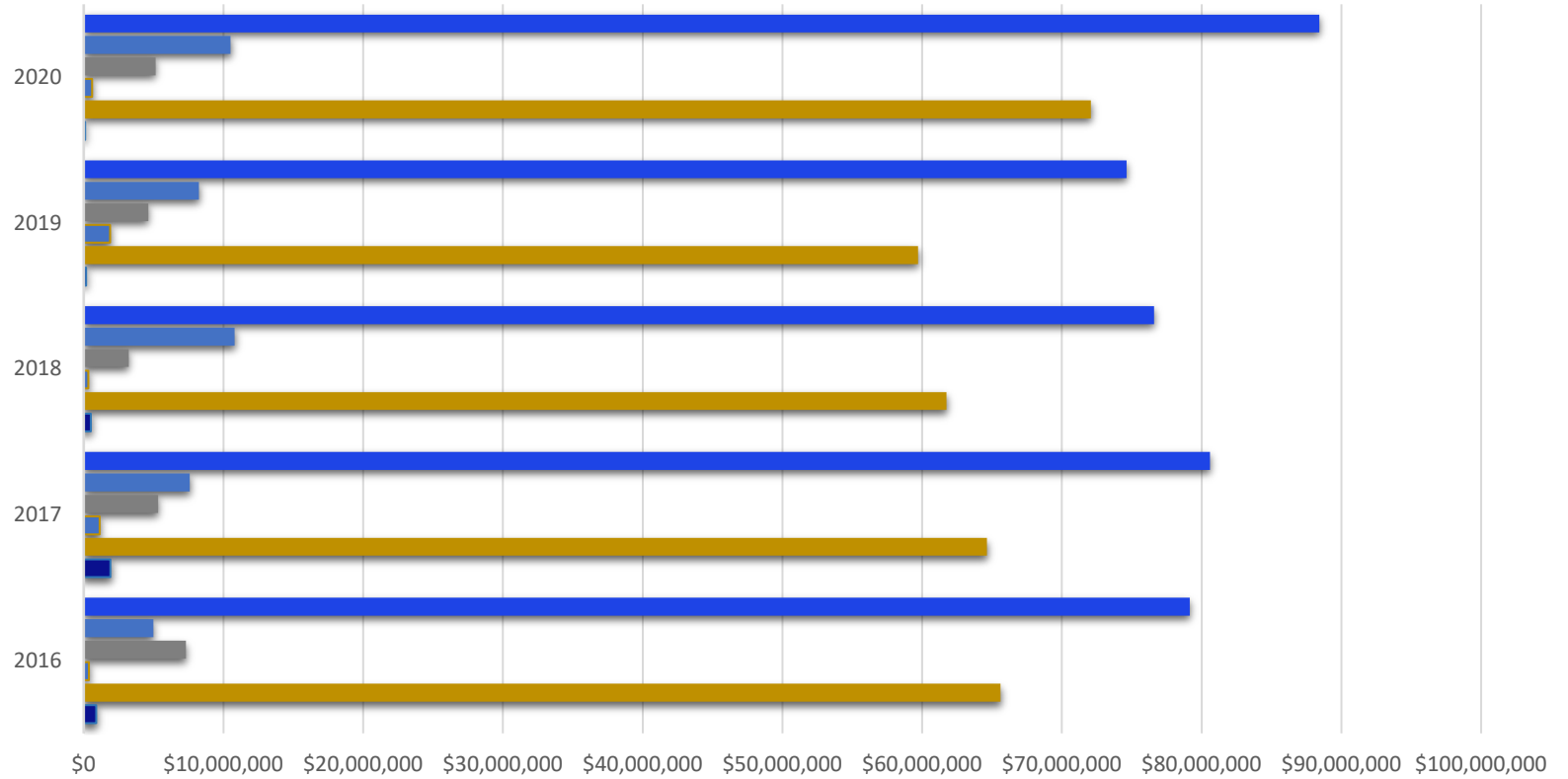


	2016	2017	2018	2019	2020
■ Total Award (Including Incoming Sub-Awards)	\$79,154,401	\$80,593,628	\$76,600,677	\$74,622,027	\$88,413,717
■ Total Incoming Sub-Awards	\$10,408,153	\$12,125,734	\$13,192,427	\$12,705,368	\$14,559,448
■ (Incoming Sub-Awards % of Total Award)	13.15%	15.05%	17.22%	17.03%	16.47%
■ Awards Processed	146	164	155	143	147

## Yerkes Primate Center Award Results by Research Type August FY16-FY20



## Yerkes Primate Center Award Results by Sponsored Type August FY16-FY20



	2016	2017	2018	2019	2020
■ Total Funding Total Total	\$79,154,401	\$80,593,628	\$76,600,677	\$74,622,027	\$88,413,717
■ University	\$4,978,182	\$7,591,631	\$10,799,201	\$8,238,474	\$10,504,889
■ Private	\$7,322,490	\$5,331,009	\$3,212,513	\$4,630,418	\$5,136,507
■ Foreign	\$365,308	\$1,133,863	\$335,081	\$1,891,496	\$593,536
■ Federal	\$65,602,998	\$64,621,560	\$61,741,737	\$59,704,623	\$72,081,938
■ Corporate	\$885,423	\$1,915,565	\$512,145	\$157,016	\$96,846