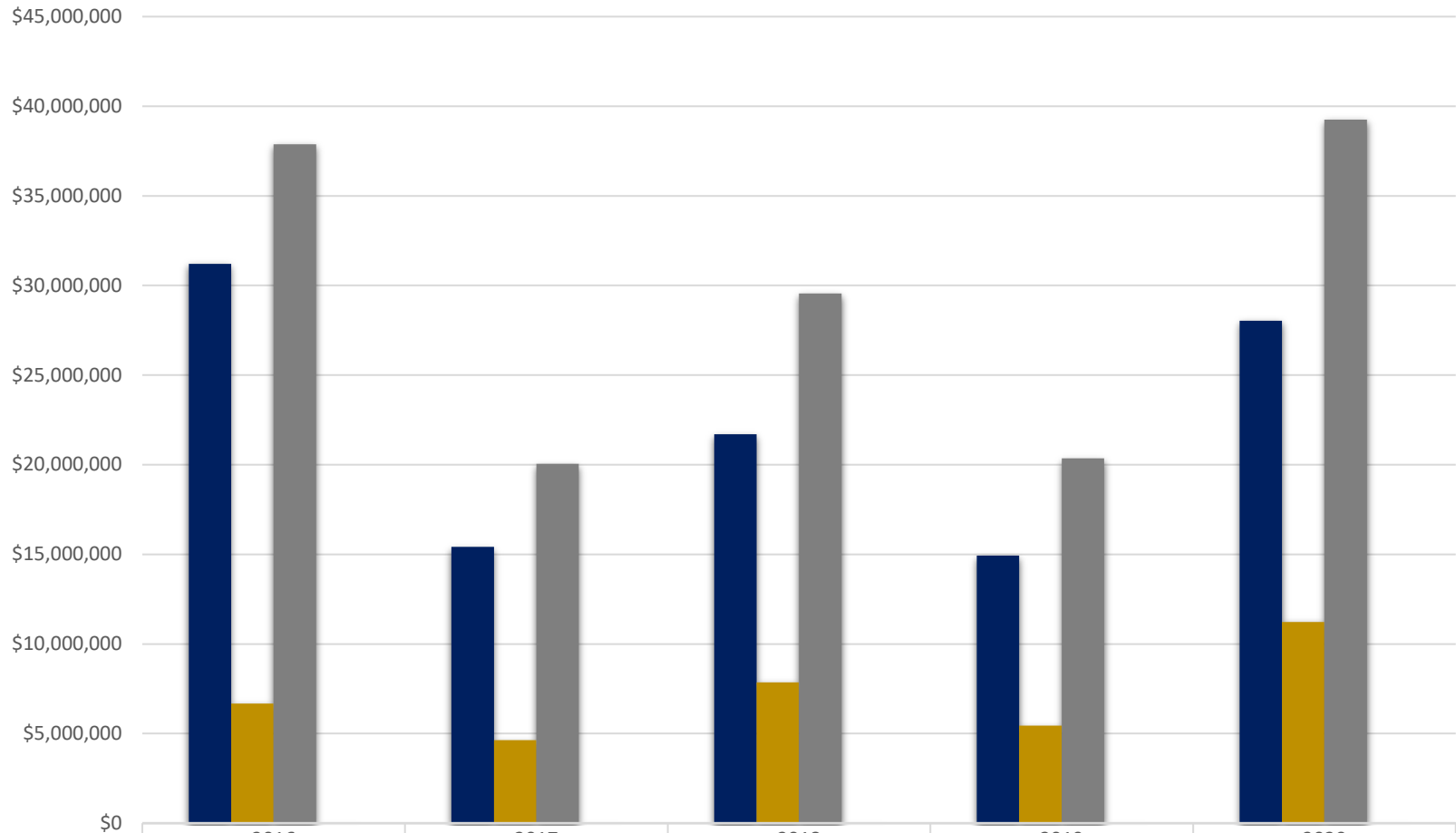


School of Nursing Proposals Submitted -Direct, Indirect and Total (\$'s) Processed August FY16-FY20

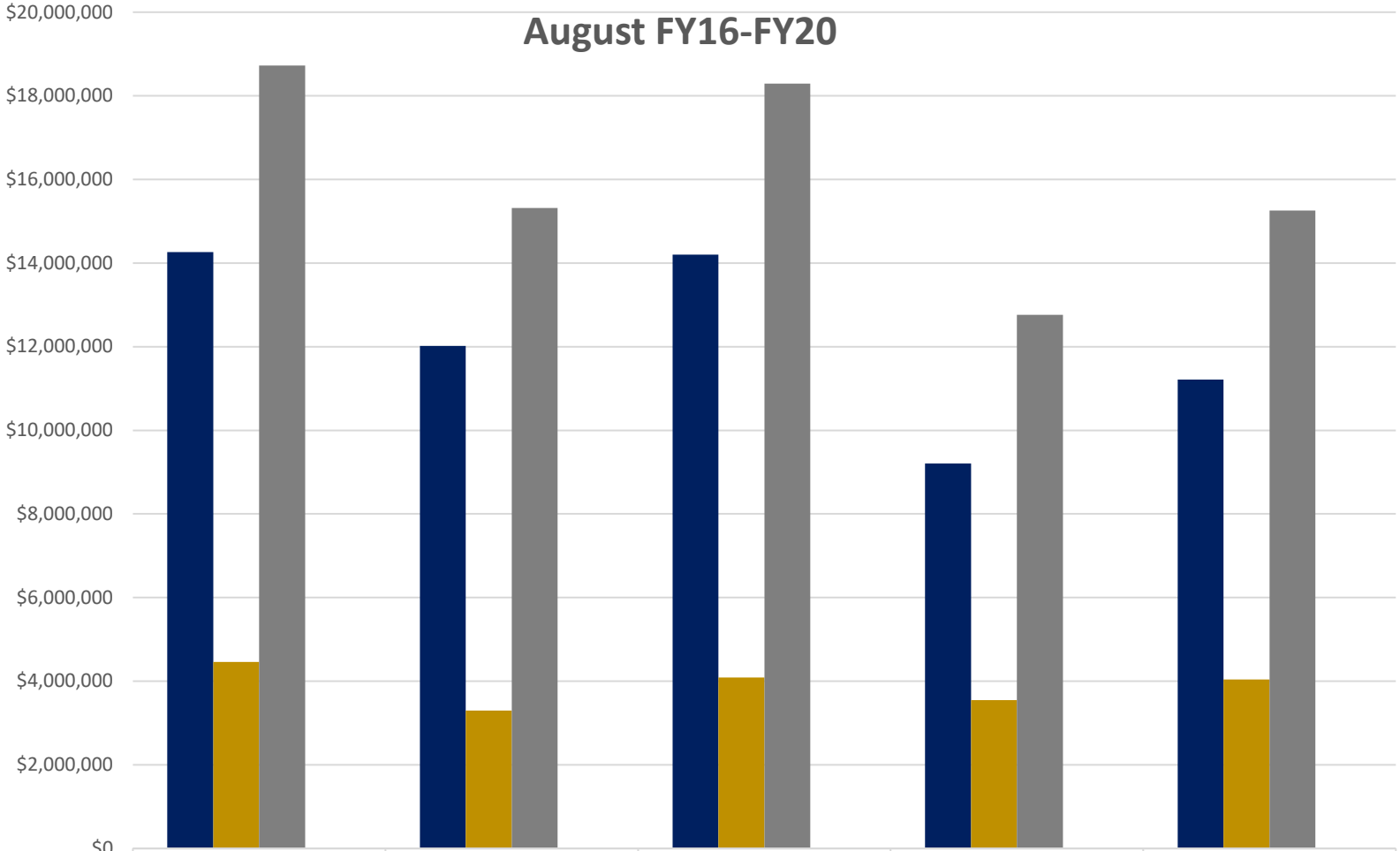


	2016	2017	2018	2019	2020
Direct Budget Amount	\$31,204,154	\$15,423,541	\$21,697,726	\$14,926,739	\$28,037,097
Indirect Budget Amount	\$6,668,440	\$4,626,208	\$7,855,878	\$5,436,569	\$11,216,163
Total Proposal	\$37,872,594	\$20,049,749	\$29,553,604	\$20,363,308	\$39,253,260
Proposals Processed Count	105	100	129	86	148

School of Nursing - Award Results

Direct, Indirect, Total and Award Processed

August FY16-FY20

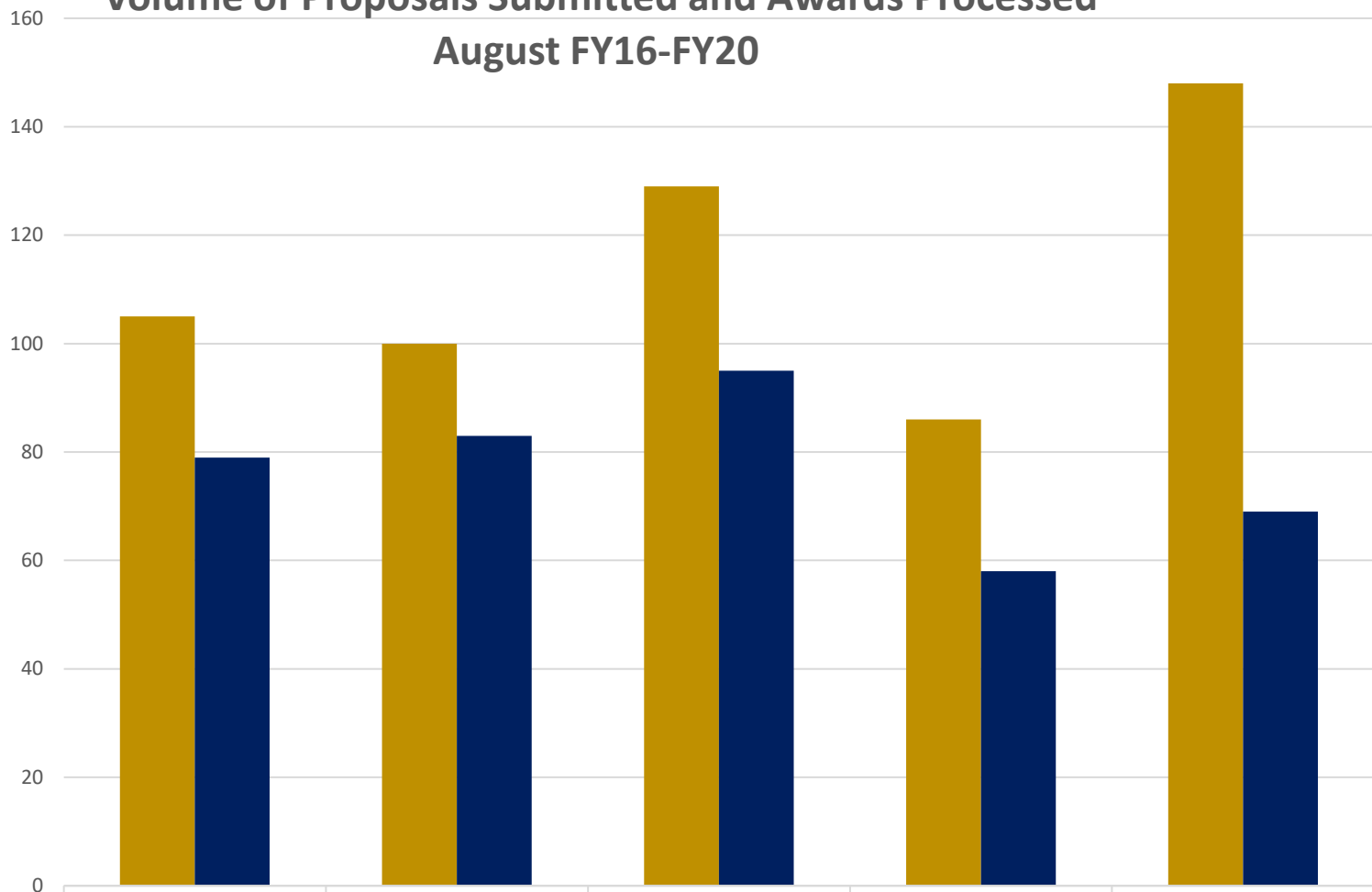


	2016	2017	2018	2019	2020
■ Direct (\$'s)	\$14,265,281	\$12,017,158	\$14,201,149	\$9,208,979	\$11,213,369
■ Indirect (\$'s)	\$4,459,502	\$3,298,018	\$4,090,294	\$3,549,690	\$4,044,415
■ Total Funding Total	\$18,724,783	\$15,315,175	\$18,291,443	\$12,758,668	\$15,257,785
■ Awards Processed	79	83	95	58	69

School of Nursing - Award Results

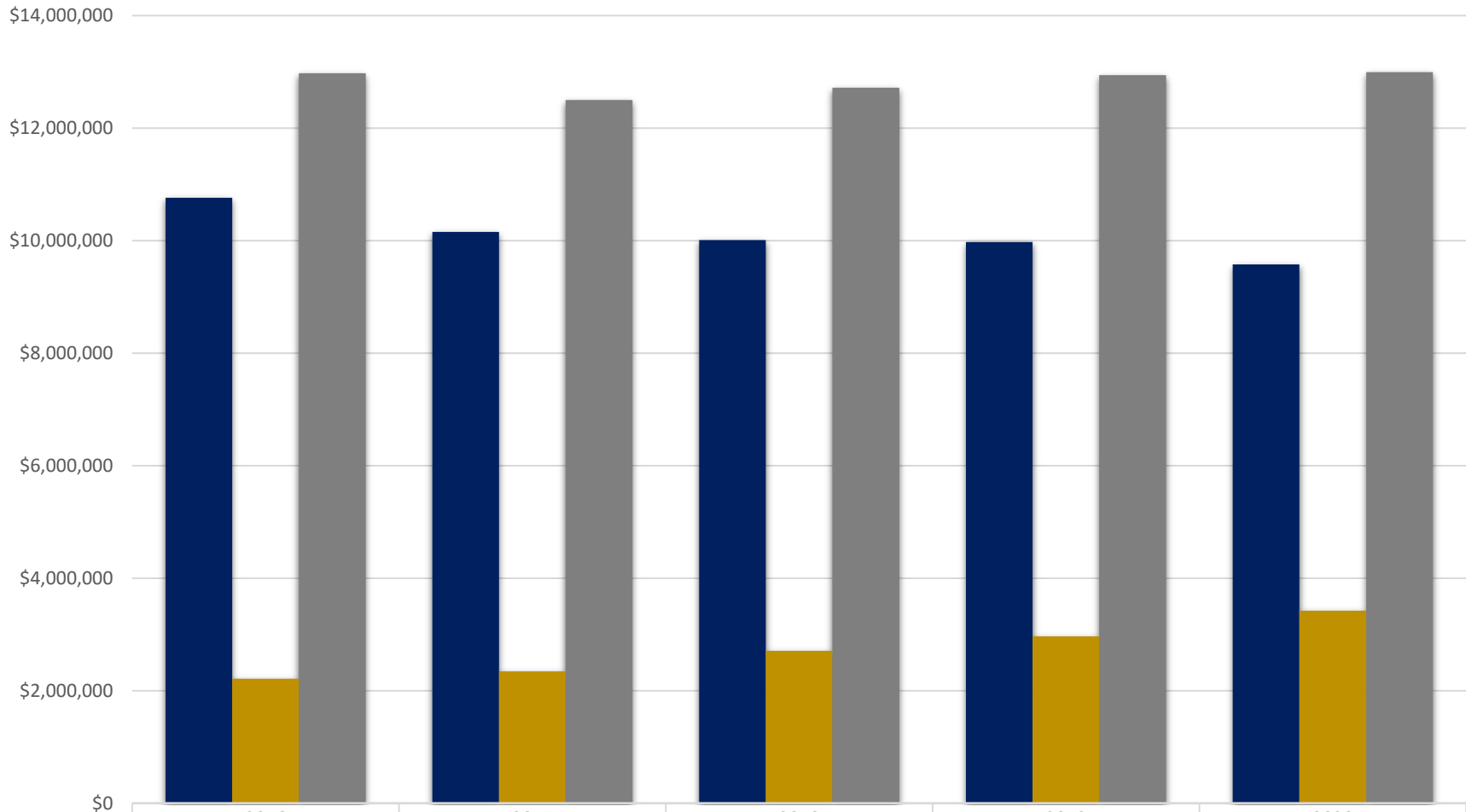
Volume of Proposals Submitted and Awards Processed

August FY16-FY20



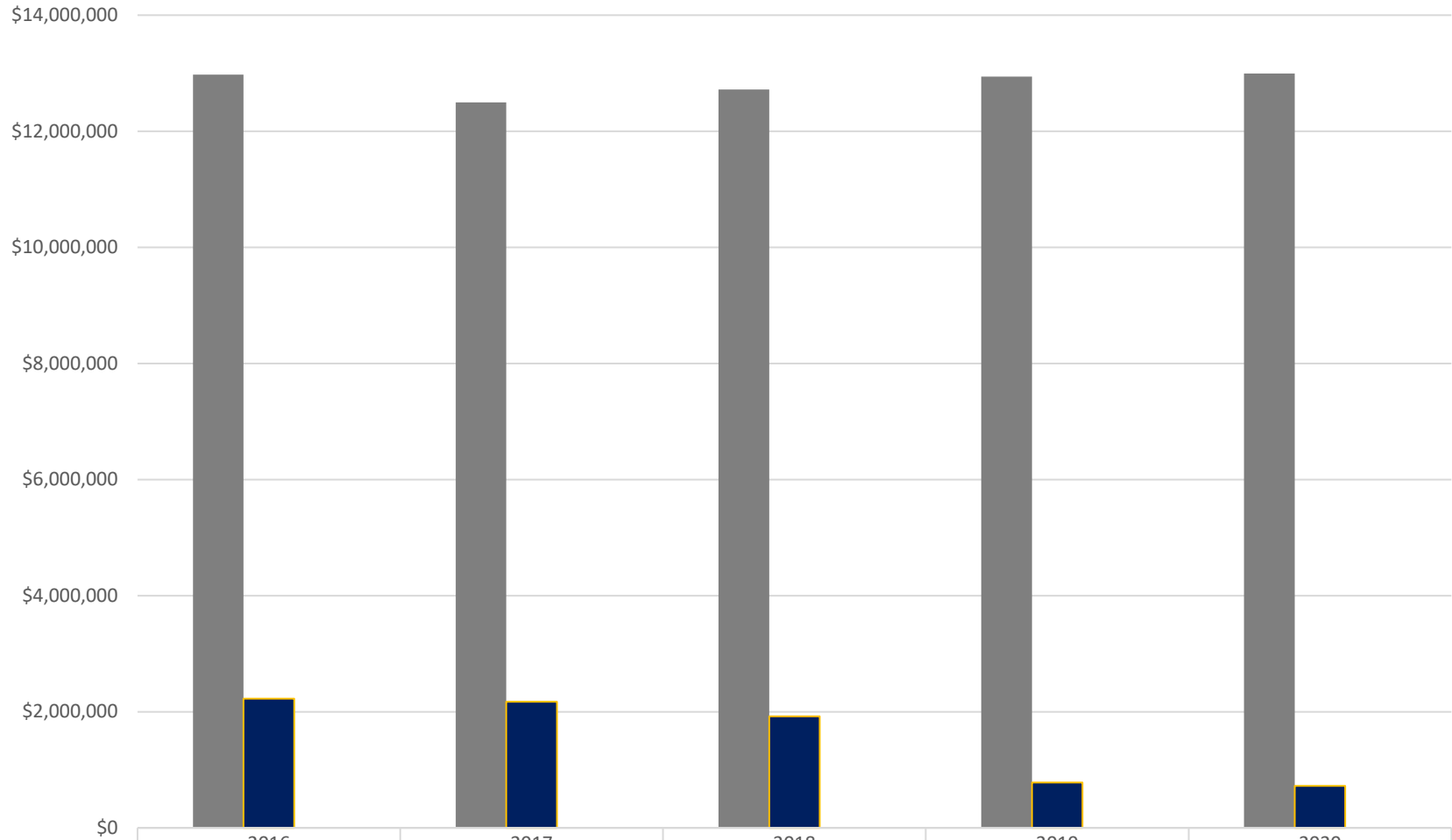
	2016	2017	2018	2019	2020
■ Proposals Processed Count	105	100	129	86	148
■ Awards Processed	79	83	95	58	69

School of Nursing - Sponsored Research Expenditures Direct, Indirect and Total August FY16-FY20



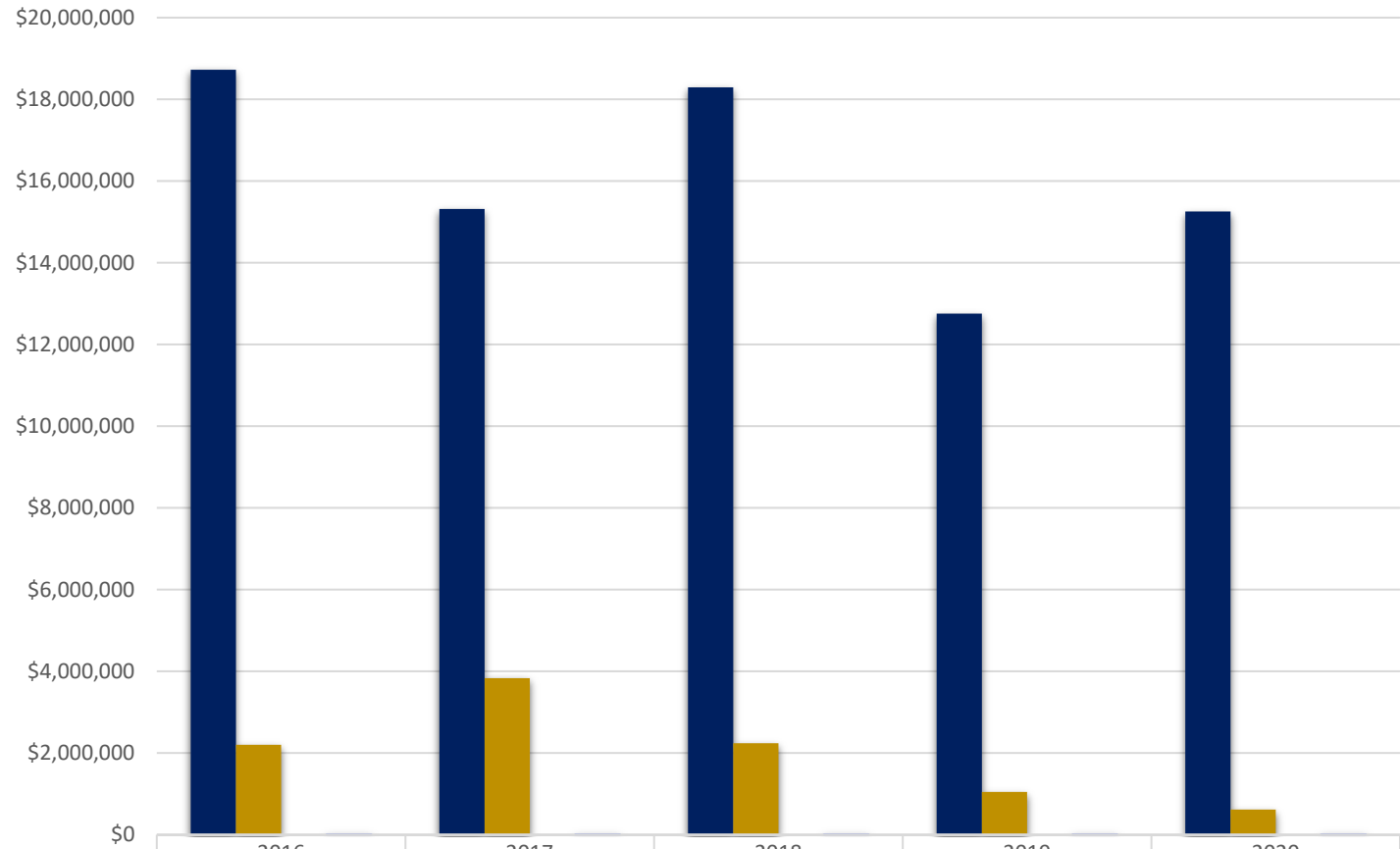
	2016	2017	2018	2019	2020
■ Direct (\$'s)	\$10,763,626	\$10,153,672	\$10,010,775	\$9,974,535	\$9,576,667
■ Indirect (\$'s)	\$2,213,097	\$2,346,156	\$2,708,387	\$2,966,245	\$3,420,346
■ Total Expenses	\$12,976,723	\$12,499,827	\$12,719,162	\$12,940,780	\$12,997,013

School of Nursing Sponsored Research Expenditures, Outgoing Sub-Awards August FY16-FY20



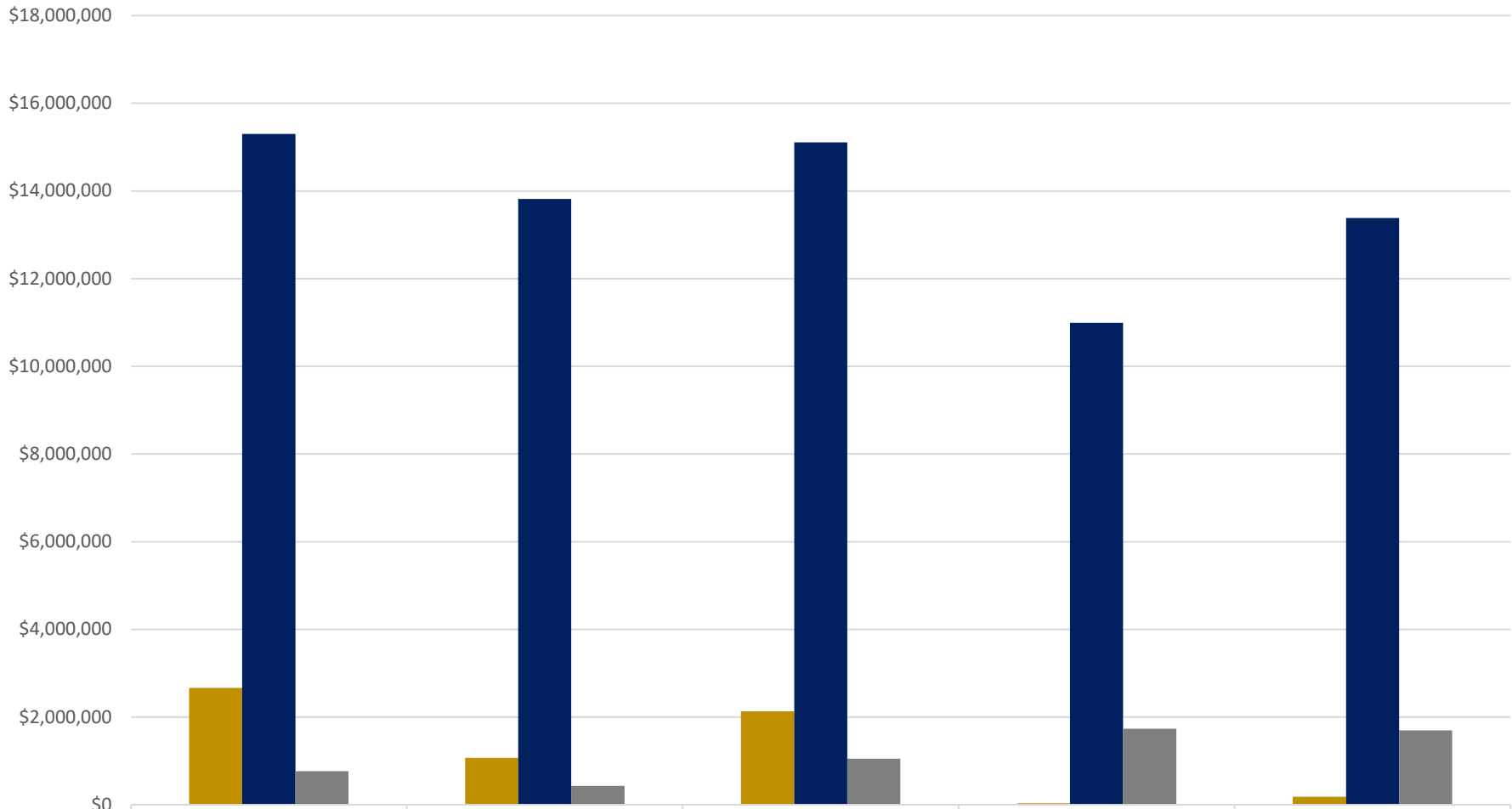
■ Total Expenses	\$12,976,723	\$12,499,827	\$12,719,162	\$12,940,780	\$12,997,013
■ Outgoing Sub-Awards	\$2,225,254	\$2,172,002	\$1,922,104	\$780,116	\$725,126
■ % of Expense Total	17.15%	17.38%	15.11%	6.03%	5.58%

School of Nursing Awards Incoming Sub-Awards Total Award Funding and Processed August FY16-FY20



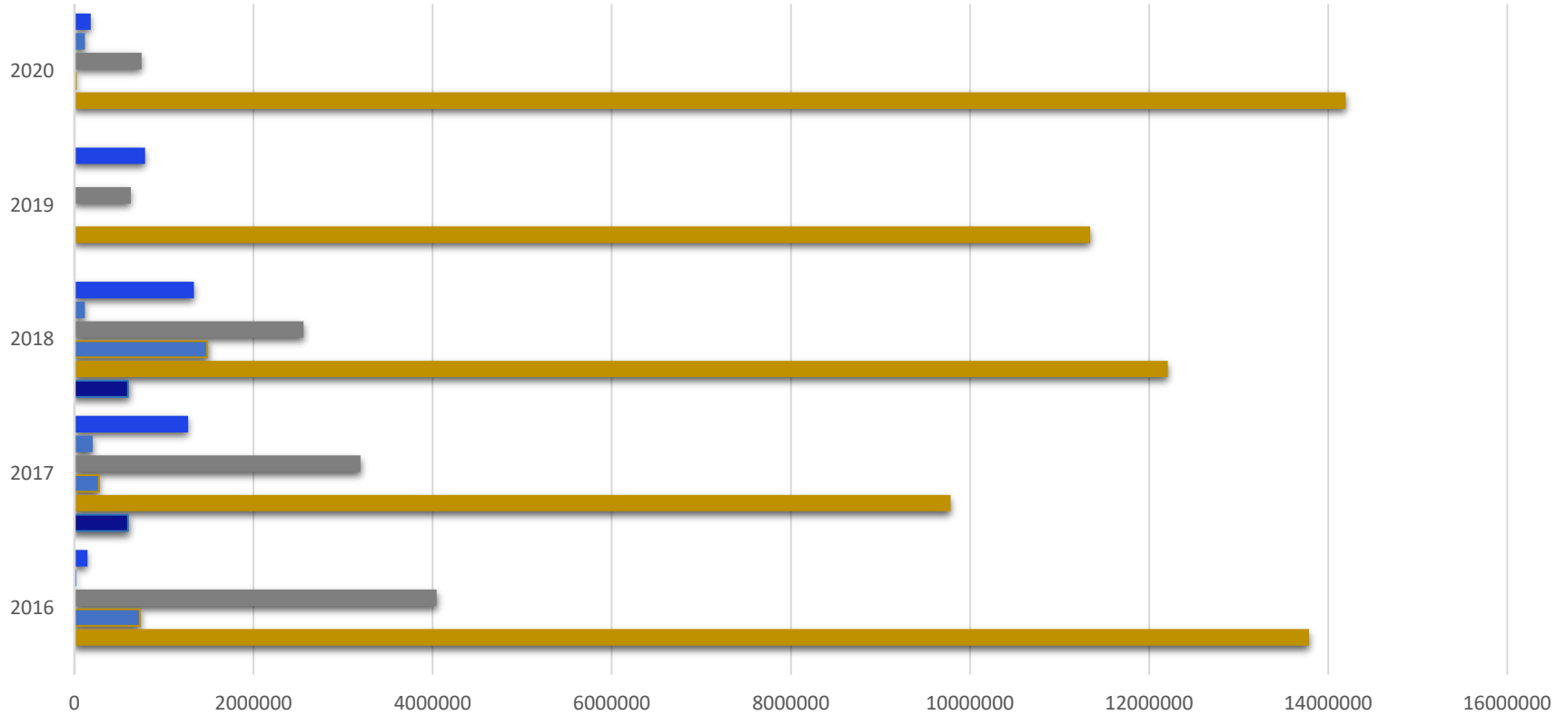
	2016	2017	2018	2019	2020
■ Total Award (Including Incoming Sub-Awards)	\$18,724,783	\$15,315,175	\$18,291,443	\$12,758,668	\$15,257,785
■ Total Incoming Sub-Awards	\$2,205,068	\$3,834,612	\$2,245,305	\$1,049,861	\$622,819
■ (Incoming Sub-Awards % of Total Award)	11.78%	25.04%	12.28%	8.23%	4.08%
■ Awards Processed	79	83	95	58	69

School of Nursing Award Results by Research Type August FY16-FY20



■ Other	\$2,662,105	\$1,069,432	\$2,133,779	\$30,812	\$183,151
■ Research	\$15,300,065	\$13,815,392	\$15,107,129	\$10,992,010	\$13,381,119
■ Training	\$762,613	\$430,351	\$1,050,535	\$1,735,846	\$1,693,515

School of Nursing Award Results by Sponsored Type August FY16-FY20



	2016	2017	2018	2019	2020
■ University	\$145,380	\$1,267,034	\$1,332,292	\$788,746	\$180,216
■ State	\$21,538	\$204,158	\$116,127		\$115,338
■ Private	\$4,043,241	\$3,194,327	\$2,558,623	\$627,601	\$749,940
■ Foreign	\$729,032	\$271,893	\$1,479,904		\$15,385
■ Federal	\$13,785,592	\$9,782,763	\$12,209,497	\$11,342,321	\$14,196,906
■ Corporate		\$595,000	\$595,000		