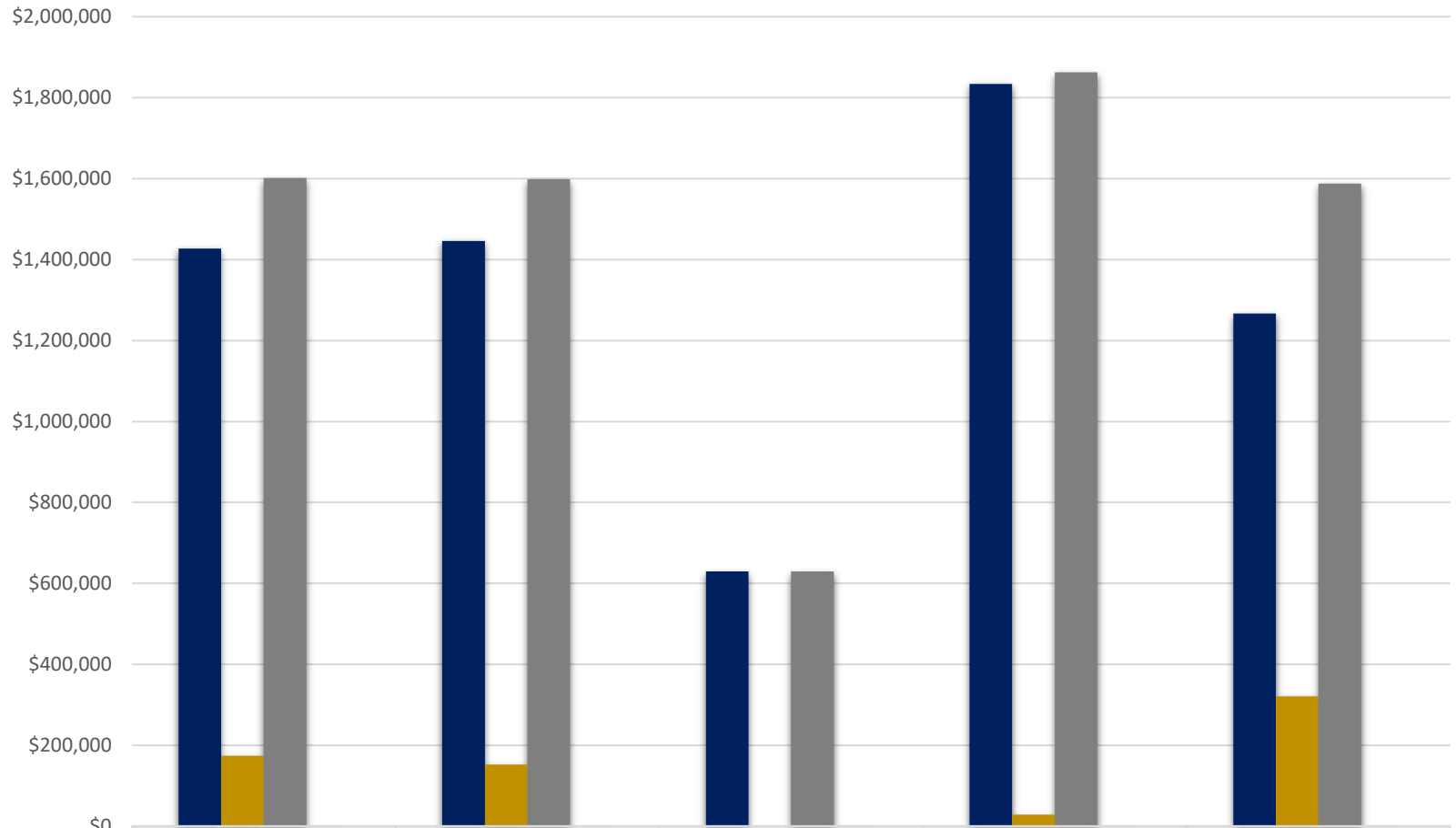


## Graduate School Proposals Submitted -Direct, Indirect and Total (\$'s) Processed August FY16-FY20

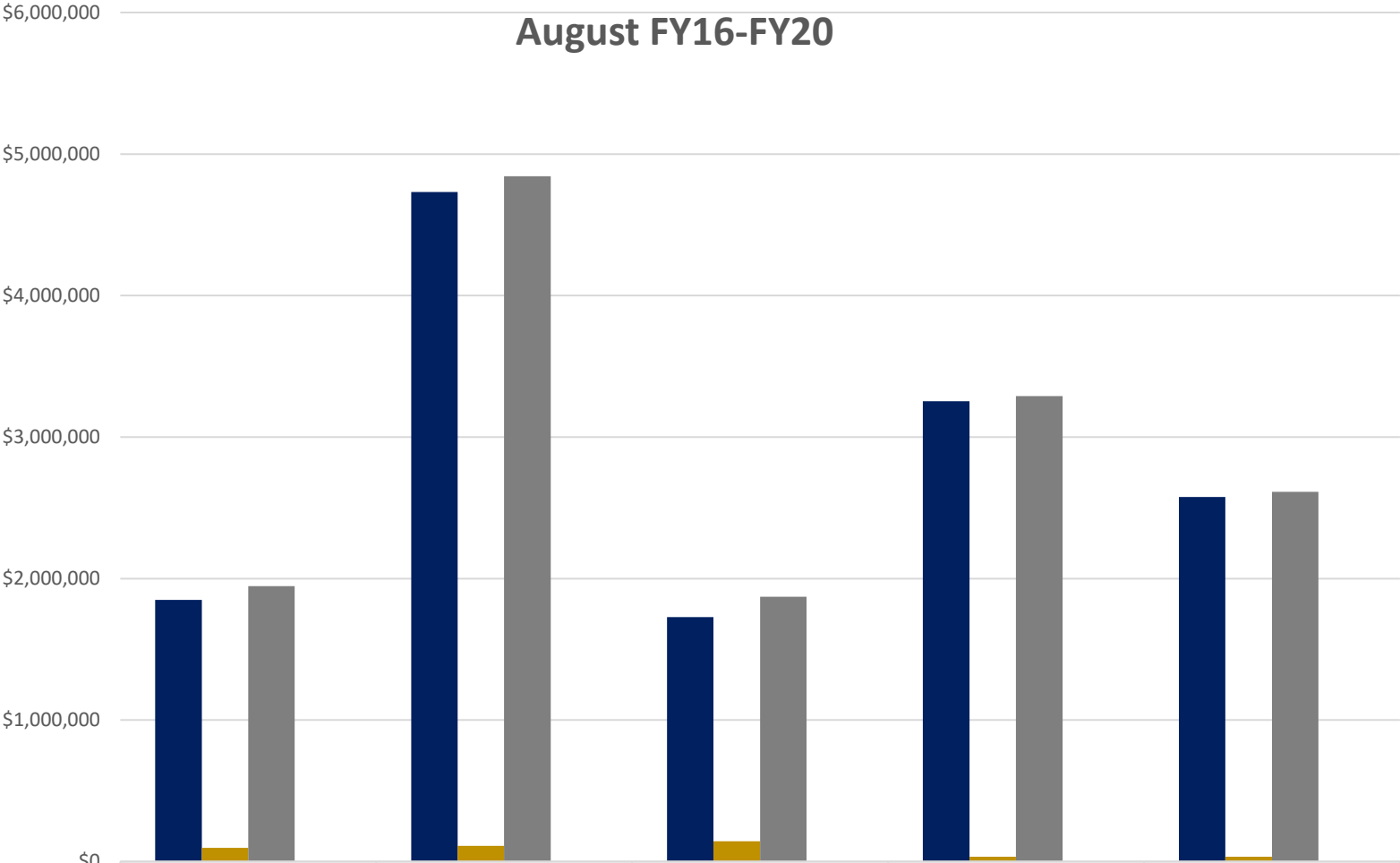


	2016	2017	2018	2019	2020
■ Direct Budget Amount	\$1,427,256	\$1,445,785	\$629,797	\$1,833,451	\$1,266,740
■ Indirect Budget Amount	\$174,283	\$152,723	\$0	\$29,169	\$321,002
■ Total Proposal	\$1,601,539	\$1,598,508	\$629,797	\$1,862,620	\$1,587,742
■ Proposals Processed Count	6	18	7	4	6

## Graduate School- Award Results

### Direct, Indirect, Total and Award Processed

#### August FY16-FY20

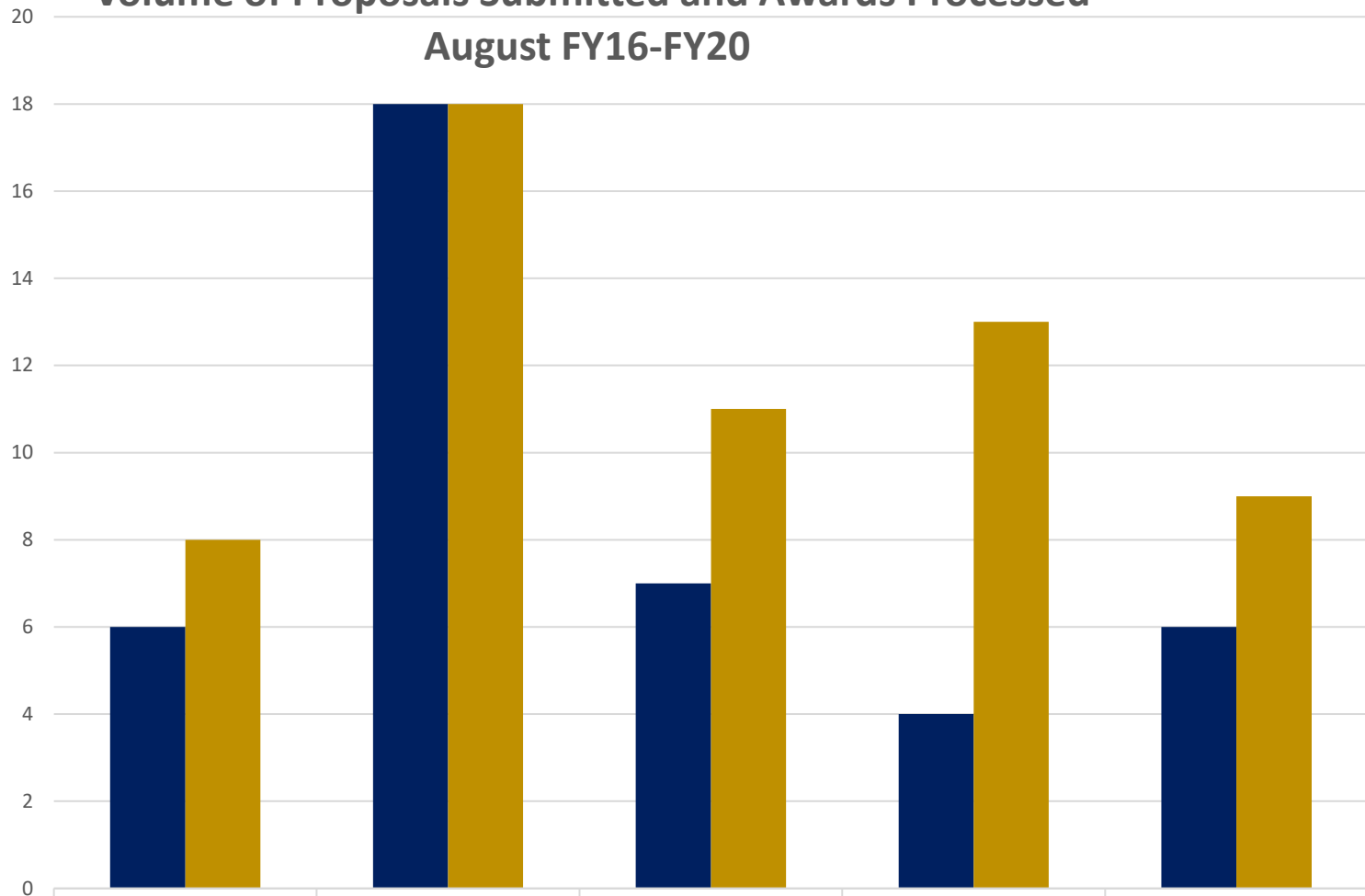


	2016	2017	2018	2019	2020
■ Direct (\$'s)	\$1,848,830	\$4,732,584	\$1,727,128	\$3,253,345	\$2,576,921
■ Indirect (\$'s)	\$96,773	\$111,075	\$144,132	\$35,145	\$35,264
■ Total Funding Total	\$1,945,603	\$4,843,659	\$1,871,260	\$3,288,490	\$2,612,185
■ Awards Processed	8	18	11	13	9

## Graduate School- Award Results

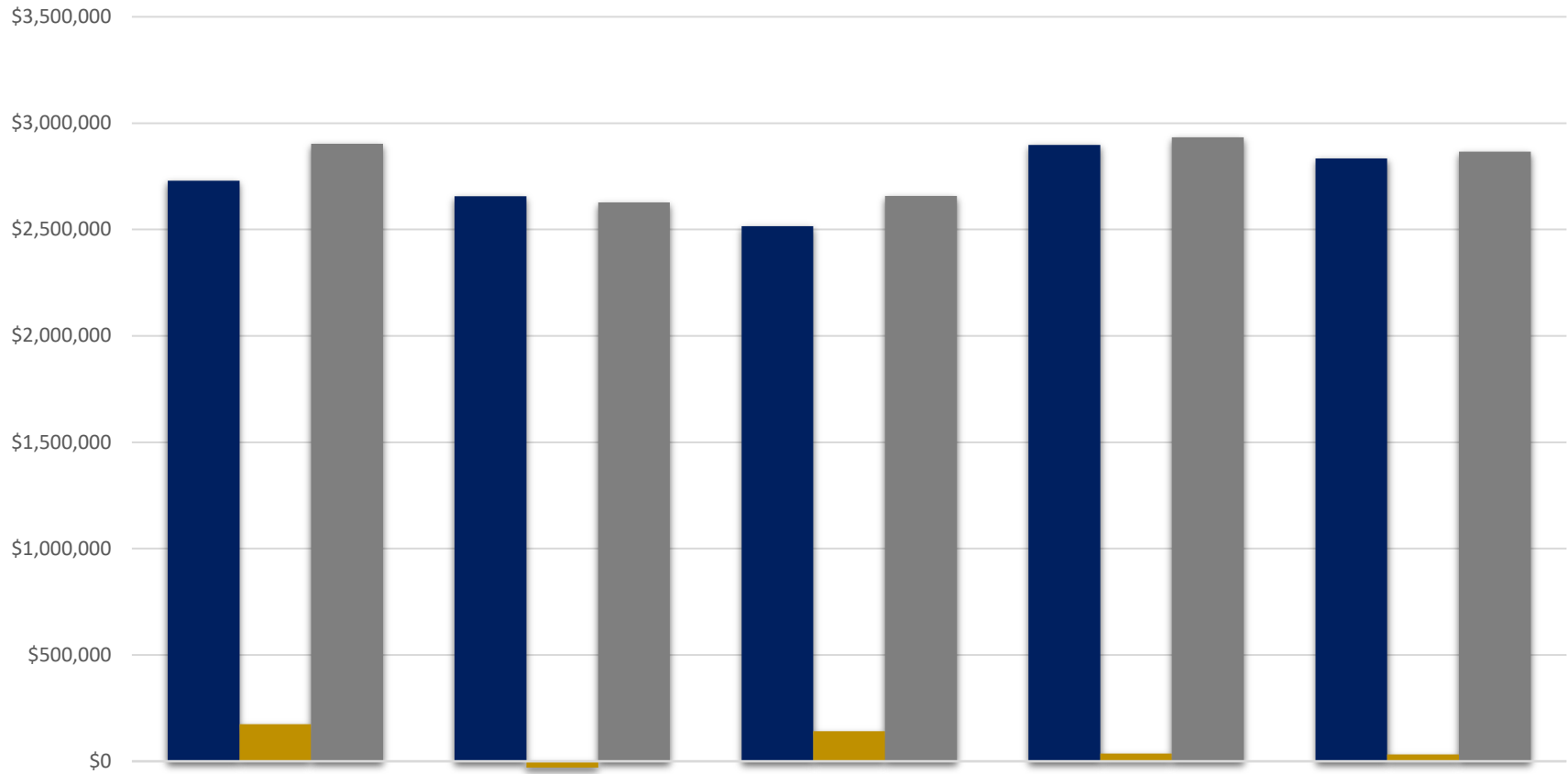
### Volume of Proposals Submitted and Awards Processed

#### August FY16-FY20



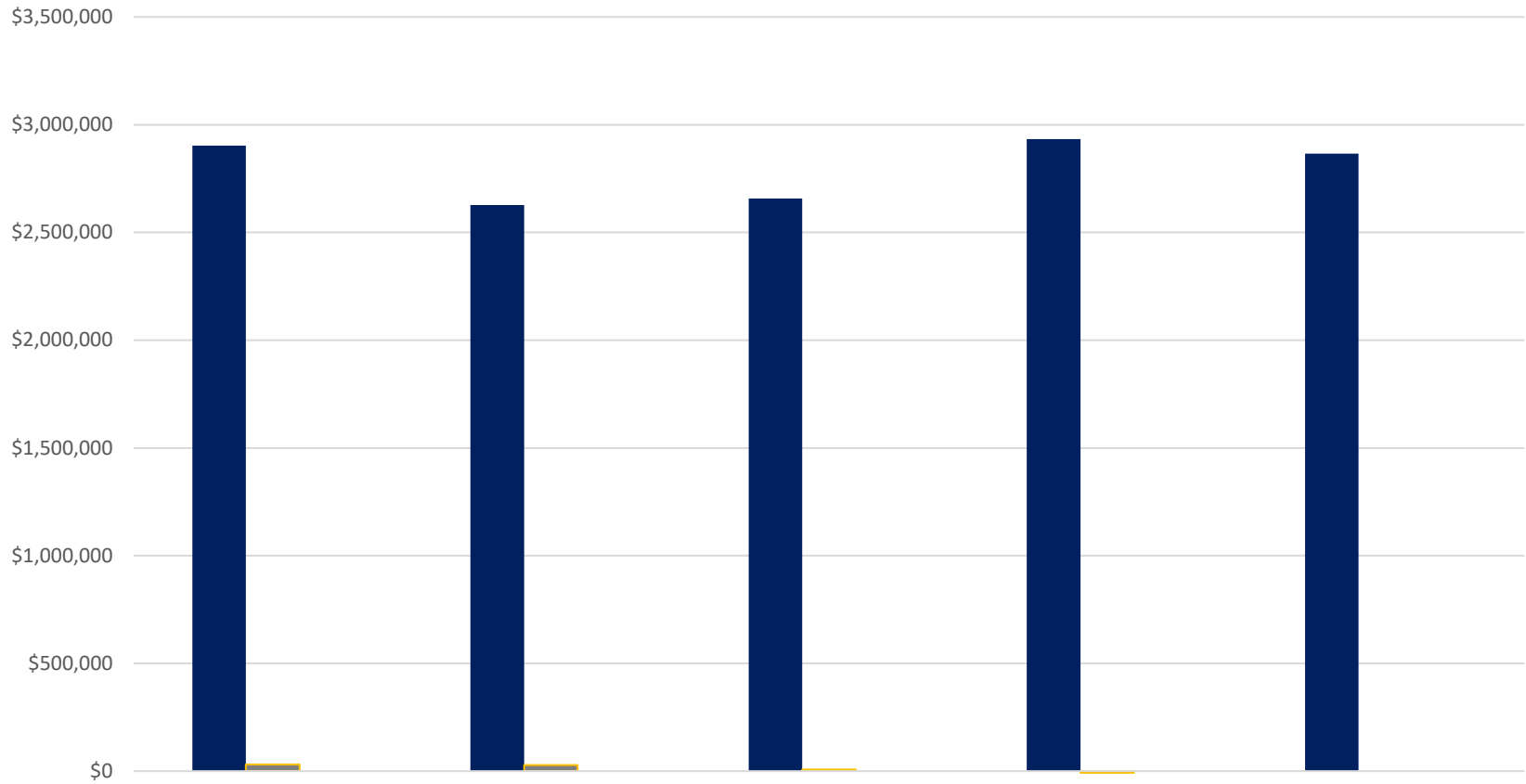
■ Proposals Processed Count	2016	2017	2018	2019	2020
	6	18	7	4	6
■ Awards Processed	8	18	11	13	9

## Graduate School- Sponsored Research Expenditures Direct, Indirect and Total August FY16-FY20



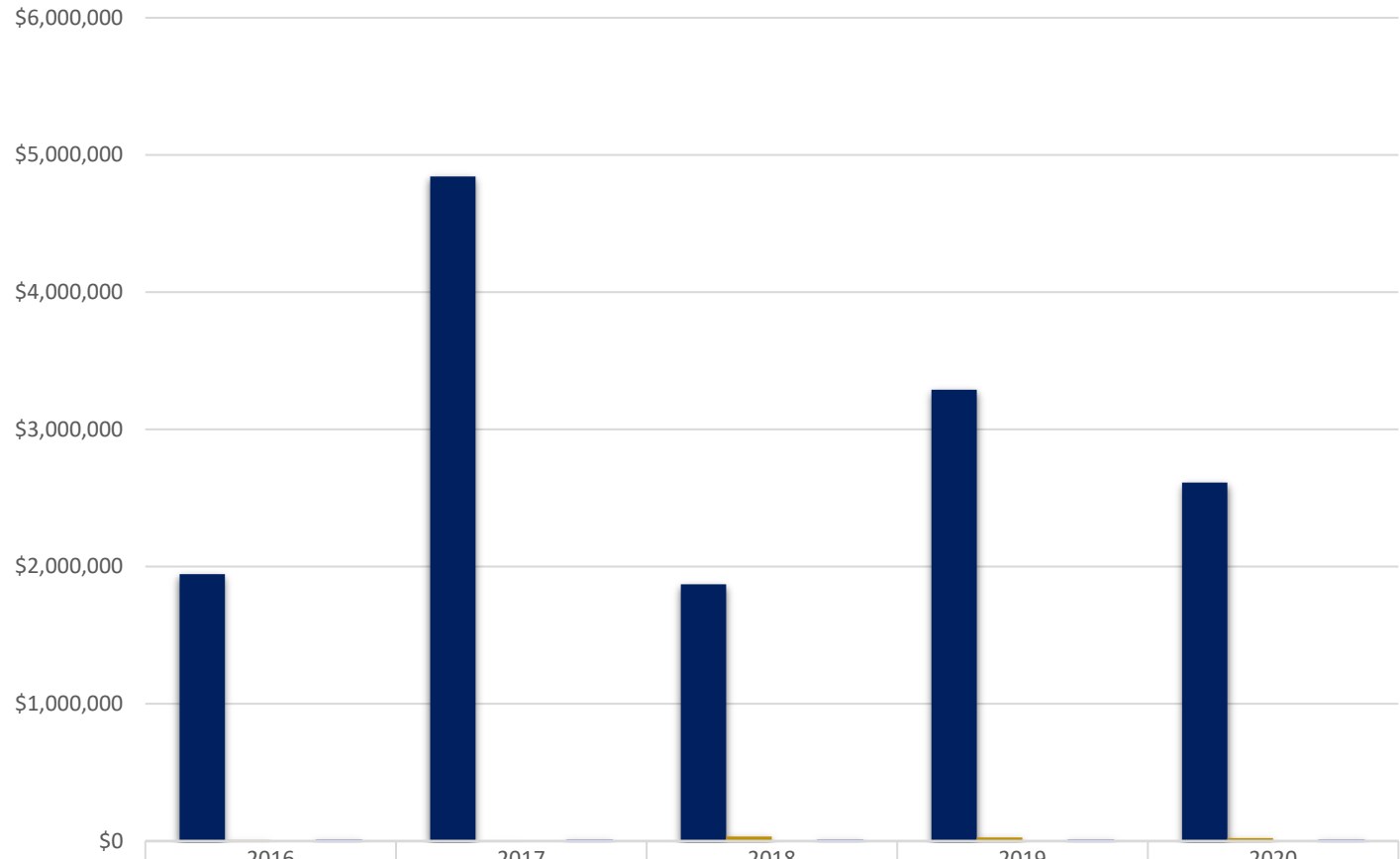
	2016	2017	2018	2019	2020
■ Direct (\$'s)	\$2,728,720	\$2,656,881	\$2,516,038	\$2,897,143	\$2,834,136
■ Indirect (\$'s)	\$174,823	-\$29,138	\$141,351	\$36,705	\$32,019
■ Total Expenses	\$2,903,543	\$2,627,743	\$2,657,389	\$2,933,848	\$2,866,155

## Graduate School Sponsored Research Expenditures, Outgoing Sub-Awards August FY16-FY20



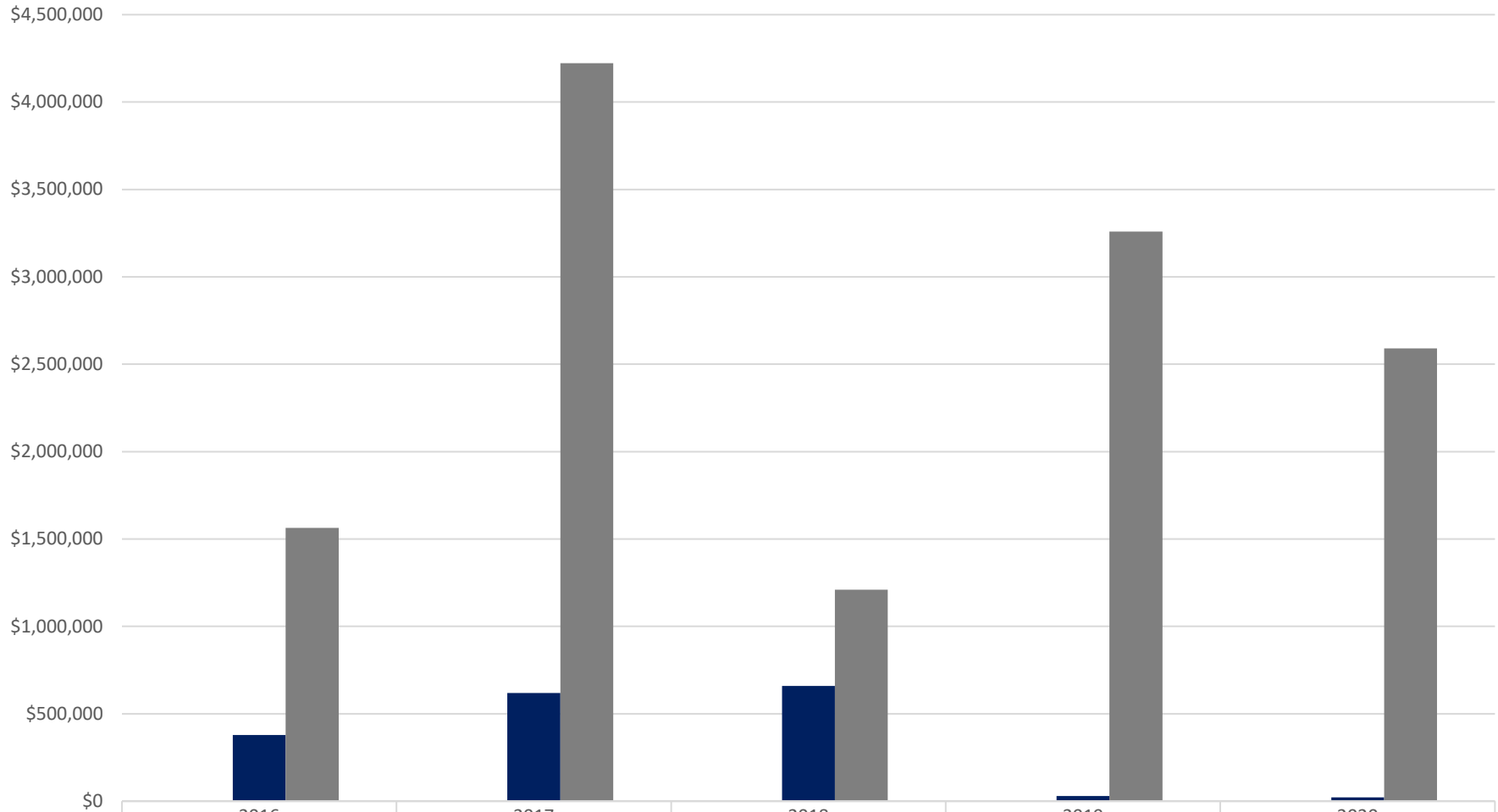
	2016	2017	2018	2019	2020
■ Total Expenses	\$2,903,543	\$2,627,743	\$2,657,389	\$2,933,848	\$2,866,155
■ Outgoing Sub-Awards	\$30,571	\$28,055	\$7,880	-\$7,880	
■ % of Expense Total	1.05%	1.07%	0.30%	-0.27%	

## Graduate School Awards Incoming Sub-Awards Total Award Funding and Processed August FY16-FY20



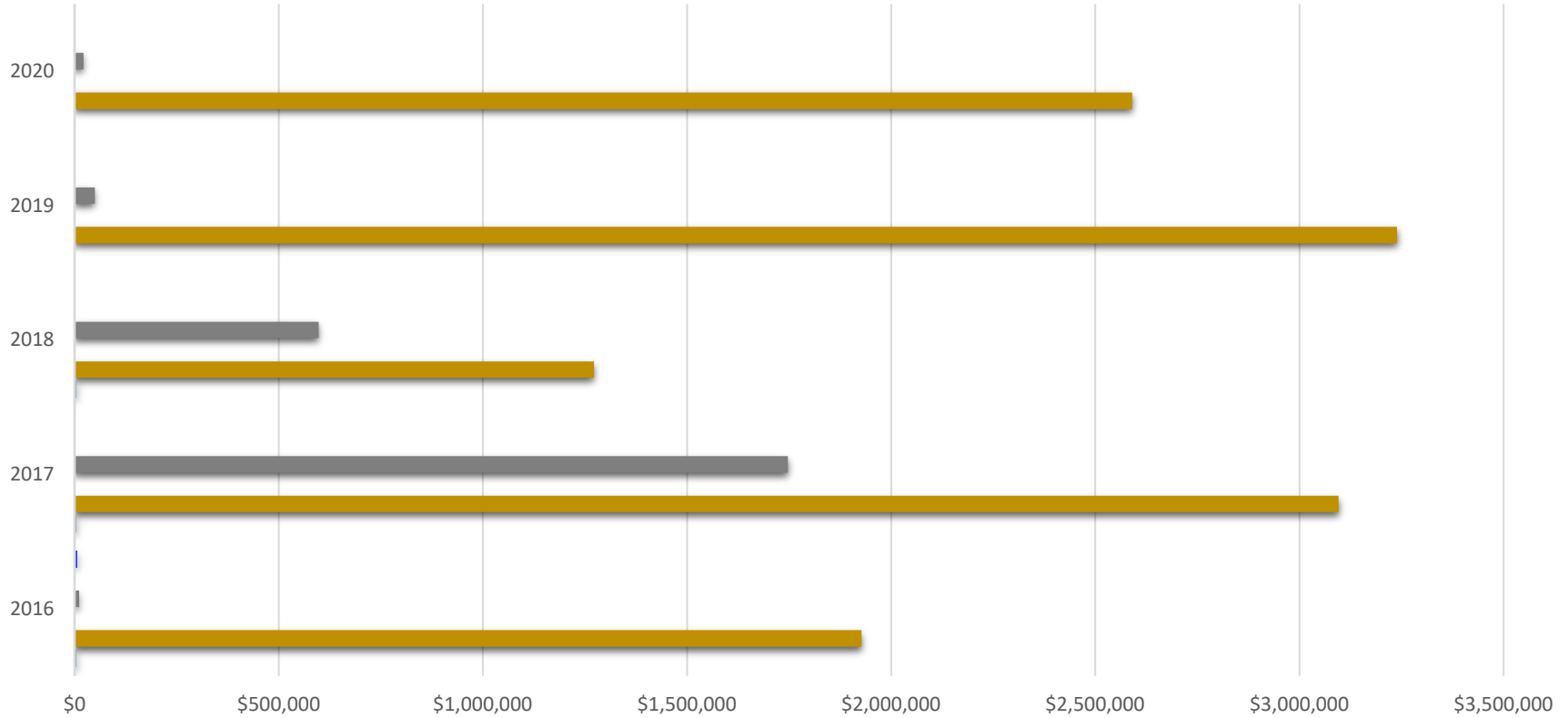
	2016	2017	2018	2019	2020
■ Total Award (Including Incoming Sub-Awards)	\$1,945,603	\$4,843,659	\$1,871,260	\$3,288,490	\$2,612,185
■ Total Incoming Sub-Awards	\$7,162	\$1,000	\$32,520	\$26,646	\$21,979
■ (Incoming Sub-Awards % of Total Award	0.37%	0.02%	1.74%	0.81%	0.84%
■ Awards Processed	8	18	11	13	9

## Graduate School Award Results by Research Type August FY16-FY20



Other	\$2,200	\$1,000	\$1,200		
Research	\$379,286	\$619,541	\$660,082	\$29,646	\$21,979
Training	\$1,564,117	\$4,223,118	\$1,209,978	\$3,258,844	\$2,590,206

## Graduate School Award Results by Sponsored Type August FY16-FY20



	2016	2017	2018	2019	2020
University	\$5,962				
State					
Private	\$11,000	\$1,747,000	\$597,748	\$49,646	\$21,979
Foreign					
Federal	\$1,927,441	\$3,095,659	\$1,272,312	\$3,238,844	\$2,590,206
Corporate	\$1,200	\$1,000	\$1,200		