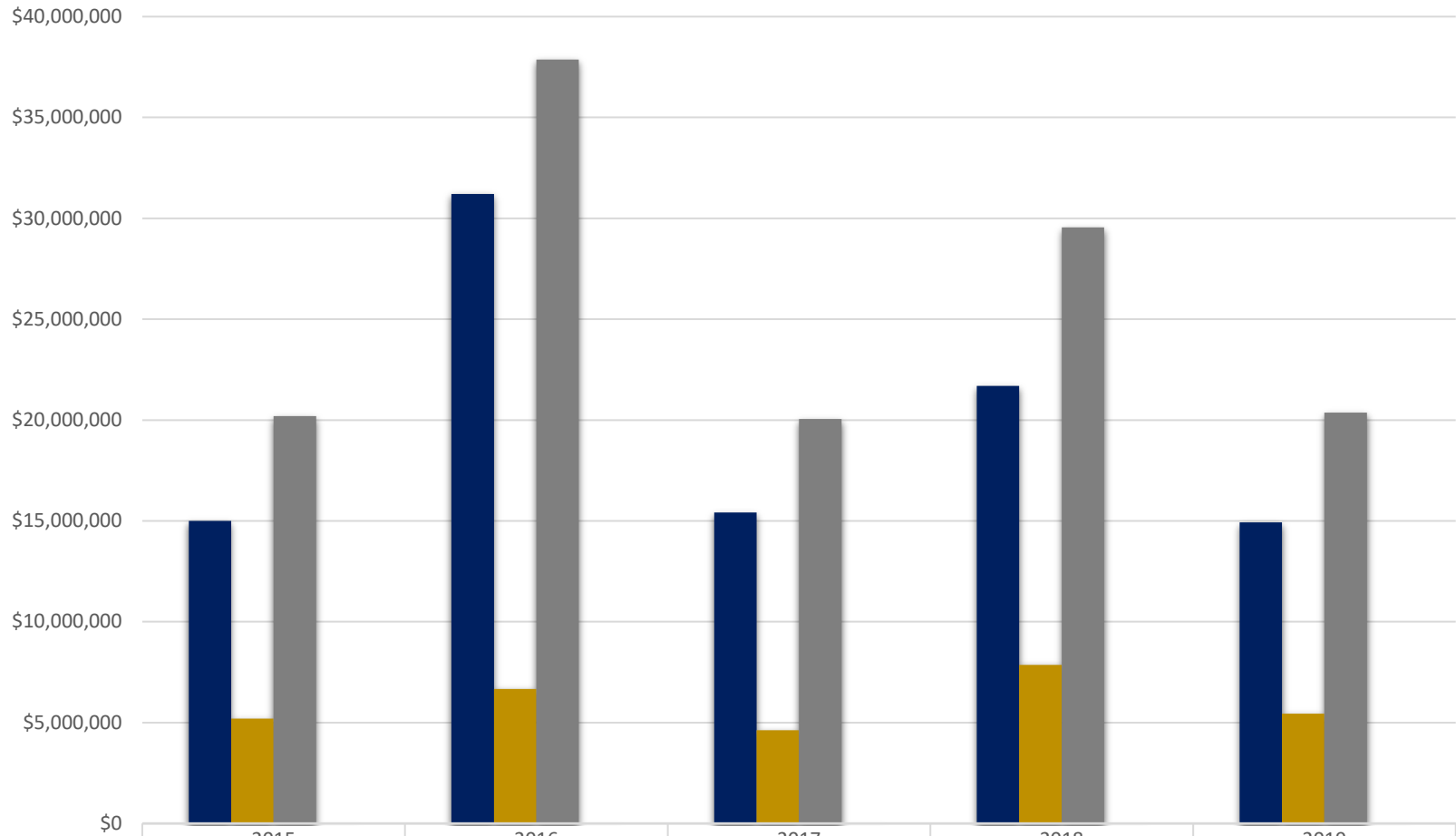


School of Nursing Proposals Submitted -Direct, Indirect and Total (\$'s) Processed August FY15-FY19

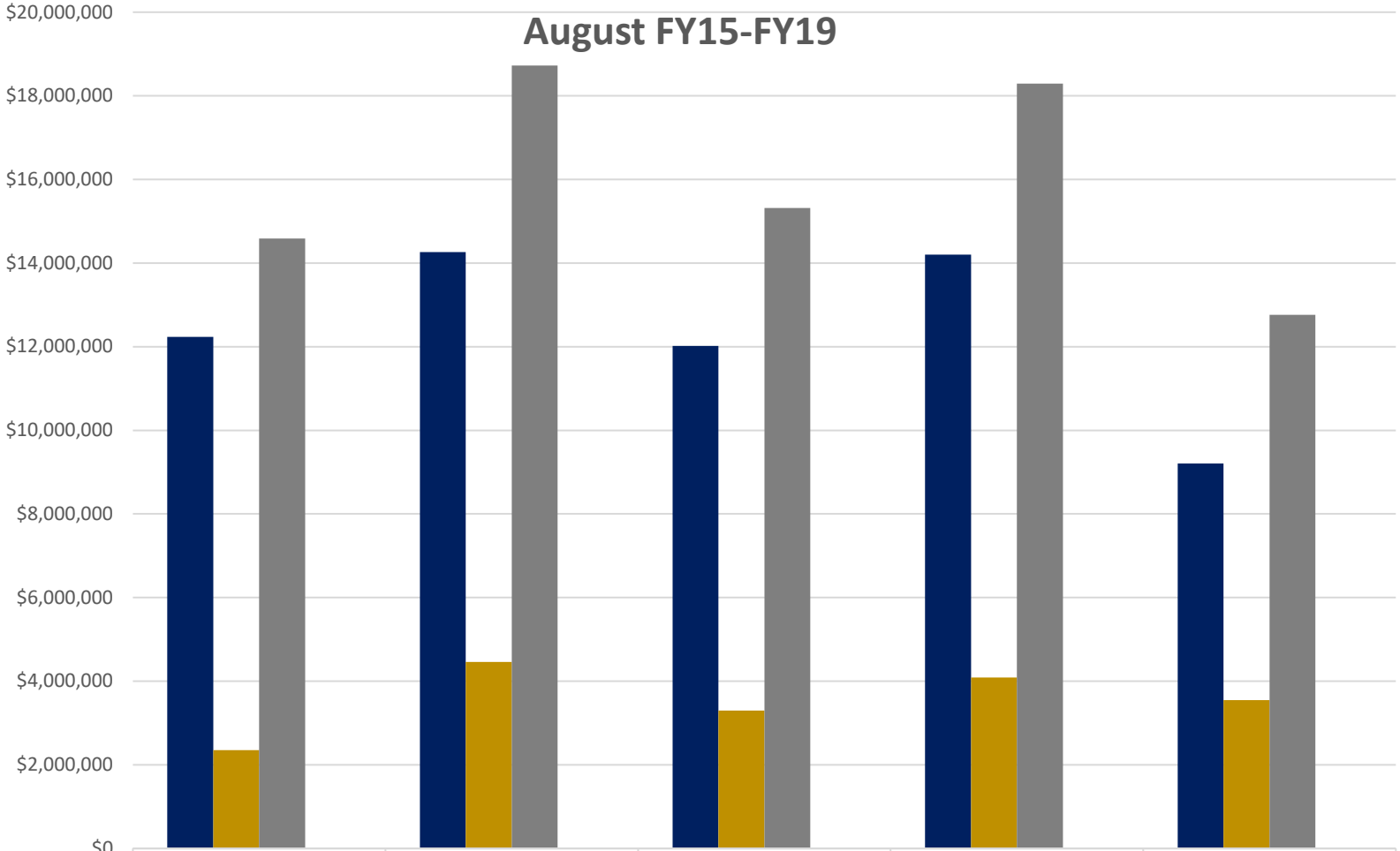


	2015	2016	2017	2018	2019
Direct Budget Amount	\$15,005,323	\$31,204,154	\$15,423,541	\$21,697,726	\$14,926,739
Indirect Budget Amount	\$5,195,069	\$6,668,440	\$4,626,208	\$7,855,878	\$5,436,569
Total Proposal	\$20,200,392	\$37,872,594	\$20,049,749	\$29,553,604	\$20,363,308
Proposals Processed Count	103	105	100	129	86

School of Nursing - Award Results

Direct, Indirect, Total and Award Processed

August FY15-FY19

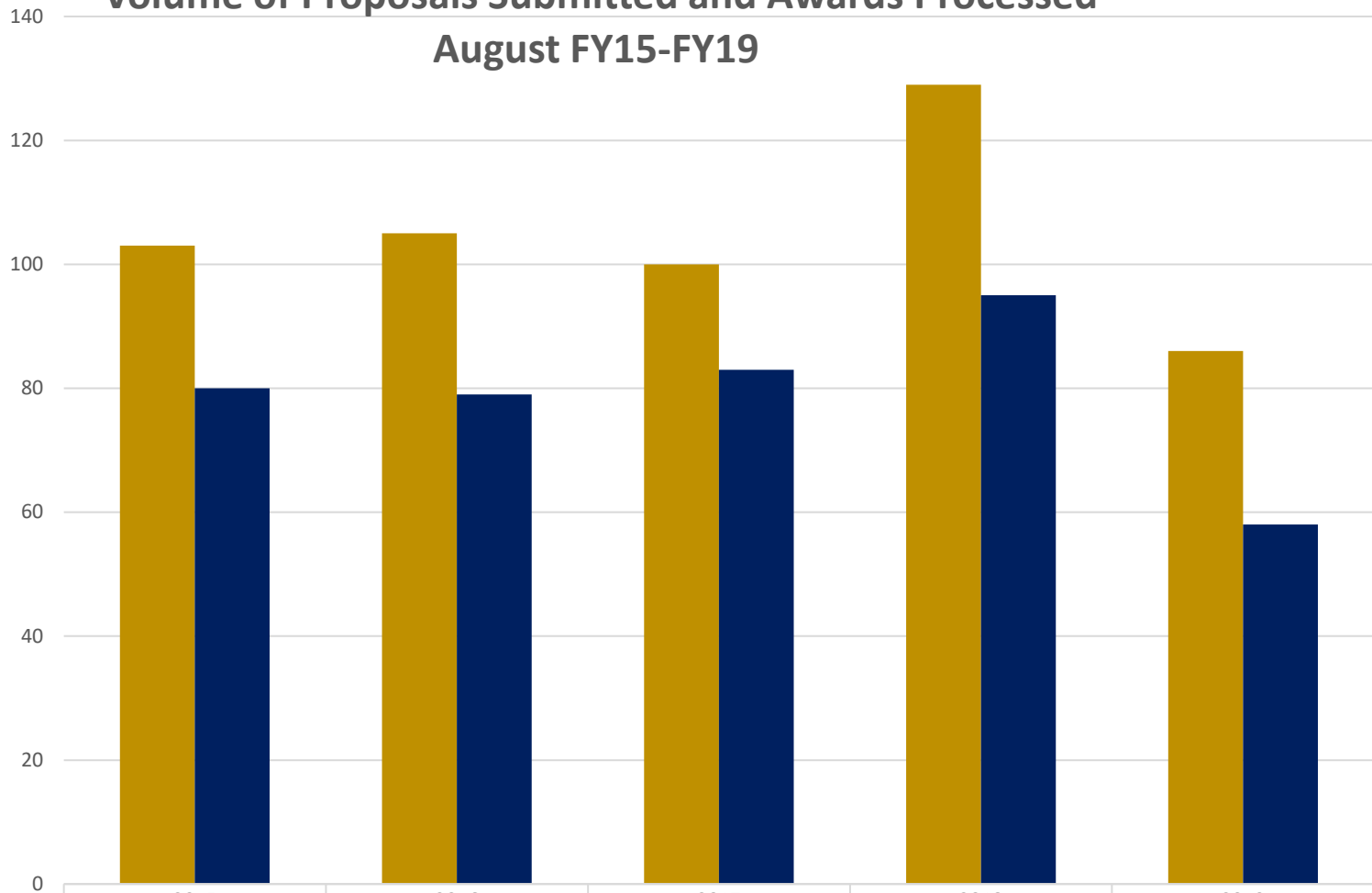


	2015	2016	2017	2018	2019
■ Direct (\$'s)	\$12,234,004	\$14,265,281	\$12,017,158	\$14,201,149	\$9,208,979
■ Indirect (\$'s)	\$2,353,686	\$4,459,502	\$3,298,018	\$4,090,294	\$3,549,690
■ Total Funding Total	\$14,587,690	\$18,724,783	\$15,315,175	\$18,291,443	\$12,758,668
■ Awards Processed	80	79	83	95	58

School of Nursing - Award Results

Volume of Proposals Submitted and Awards Processed

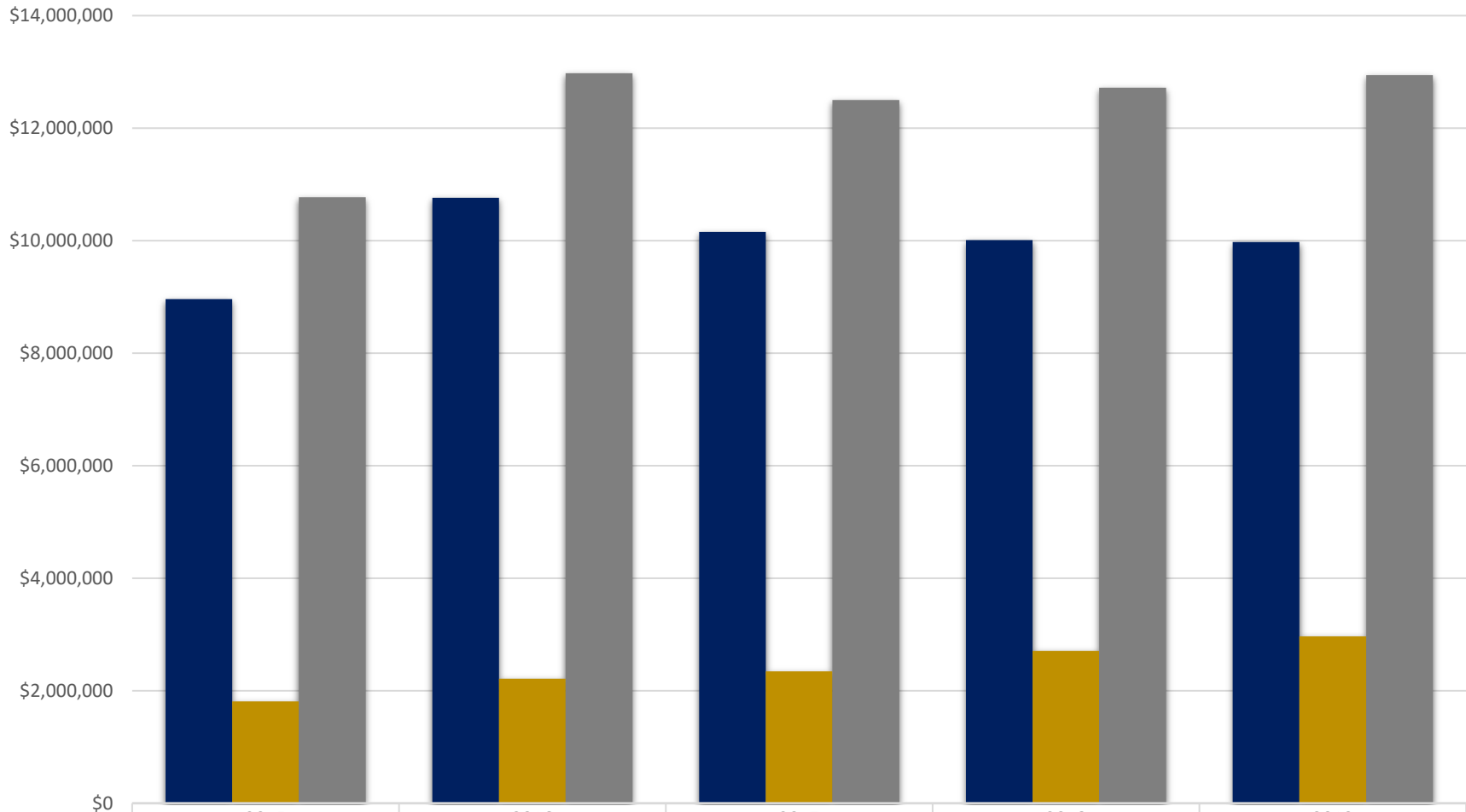
August FY15-FY19



■ Proposals Processed Count
 ■ Awards Processed

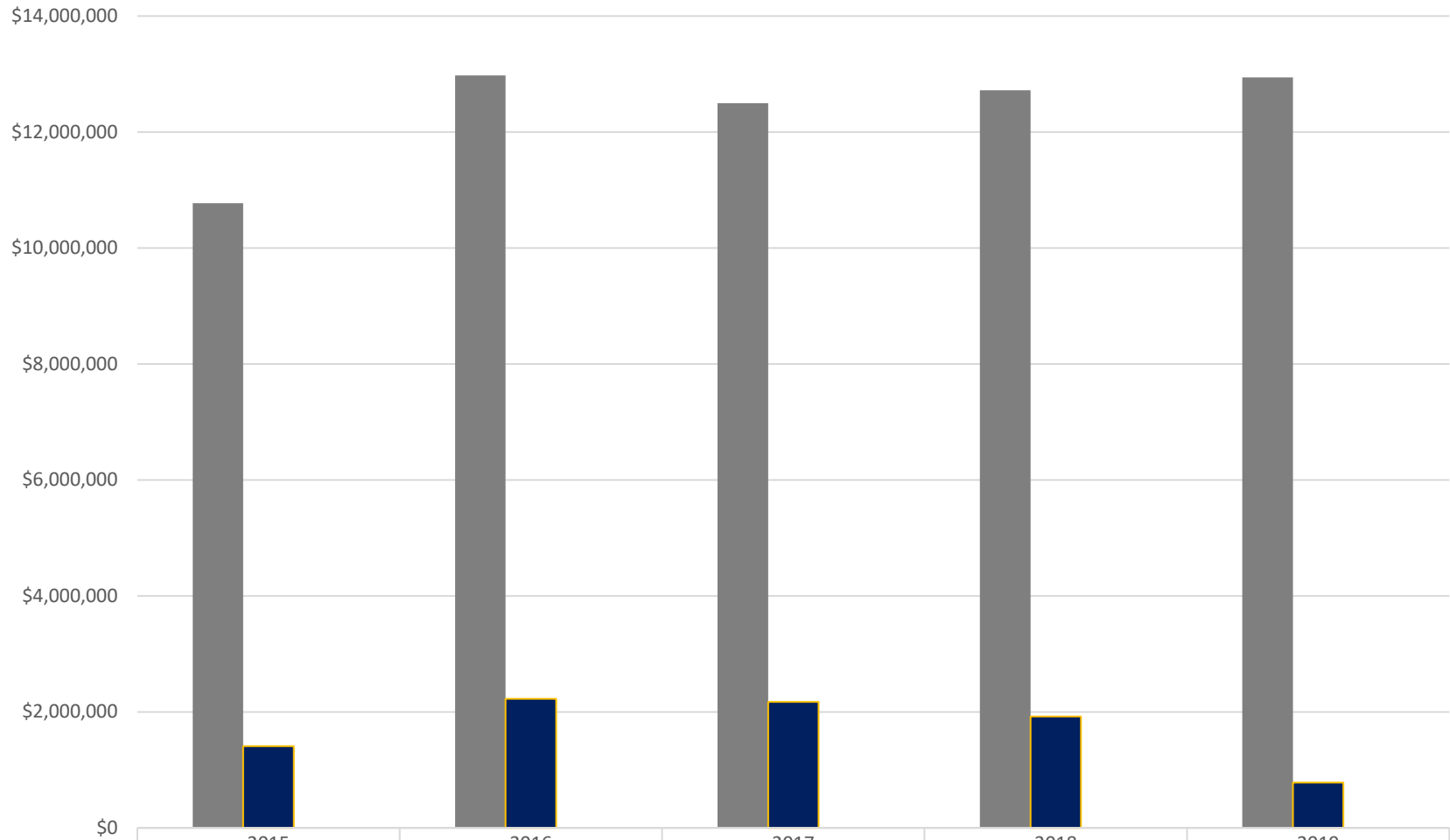
	2015	2016	2017	2018	2019
Proposals Processed Count	103	105	100	129	86
Awards Processed	80	79	83	95	58

School of Nursing - Sponsored Research Expenditures Direct, Indirect and Total August FY15-FY19



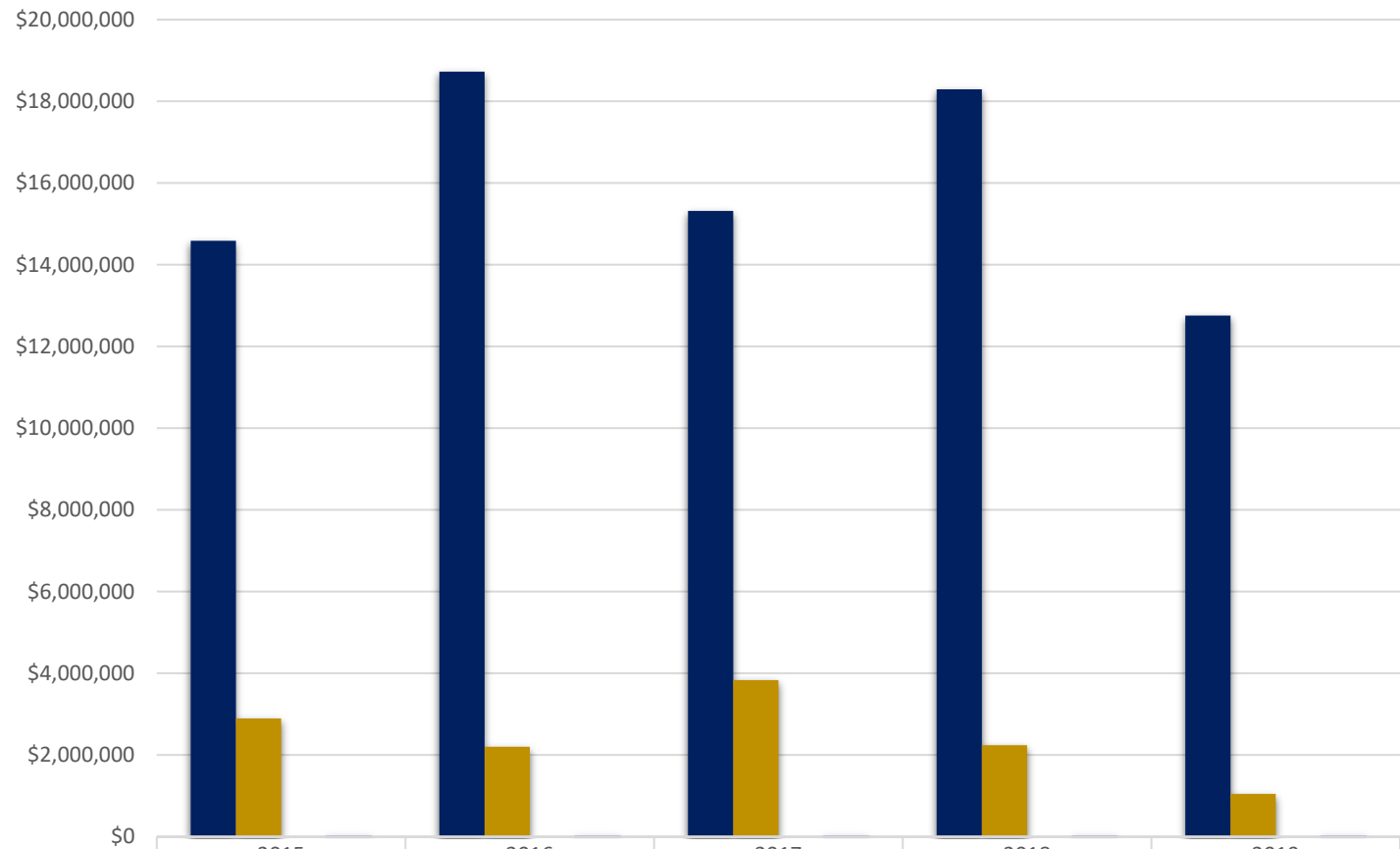
	2015	2016	2017	2018	2019
■ Direct (\$'s)	\$8,962,115	\$10,763,626	\$10,153,672	\$10,010,775	\$9,974,535
■ Indirect (\$'s)	\$1,810,279	\$2,213,097	\$2,346,156	\$2,708,387	\$2,966,245
■ Total Expenses	\$10,772,394	\$12,976,723	\$12,499,827	\$12,719,162	\$12,940,780

School of Nursing Sponsored Research Expenditures, Outgoing Sub-Awards August FY15-FY19



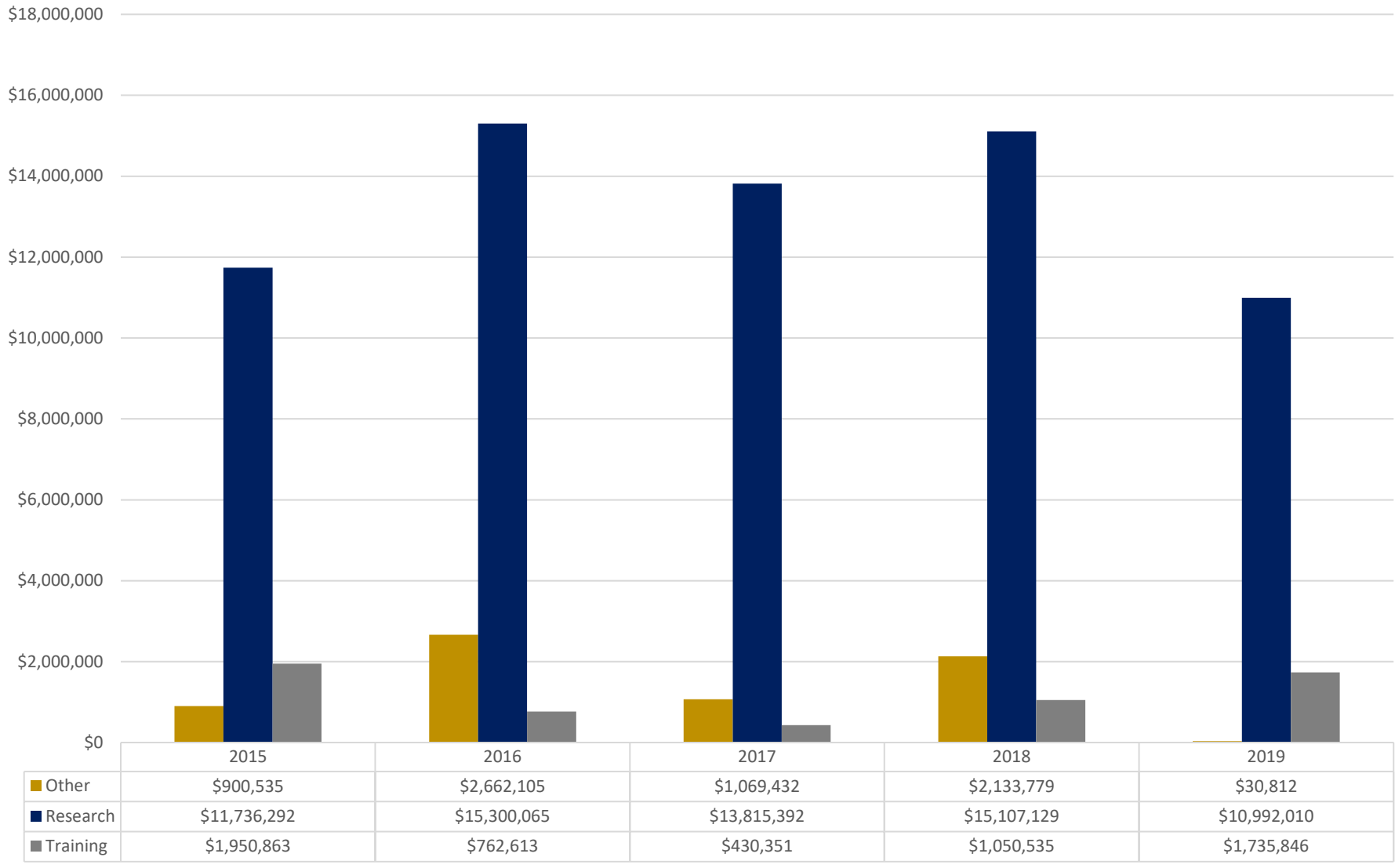
■ Total Expenses	\$10,772,394	\$12,976,723	\$12,499,827	\$12,719,162	\$12,940,780
■ Outgoing Sub-Awards	\$1,409,762	\$2,225,254	\$2,172,002	\$1,922,104	\$780,116
■ % of Expense Total	13.09%	17.15%	17.38%	15.11%	6.03%

School of Nursing Awards Incoming Sub-Awards Total Award Funding and Processed August FY15-FY19

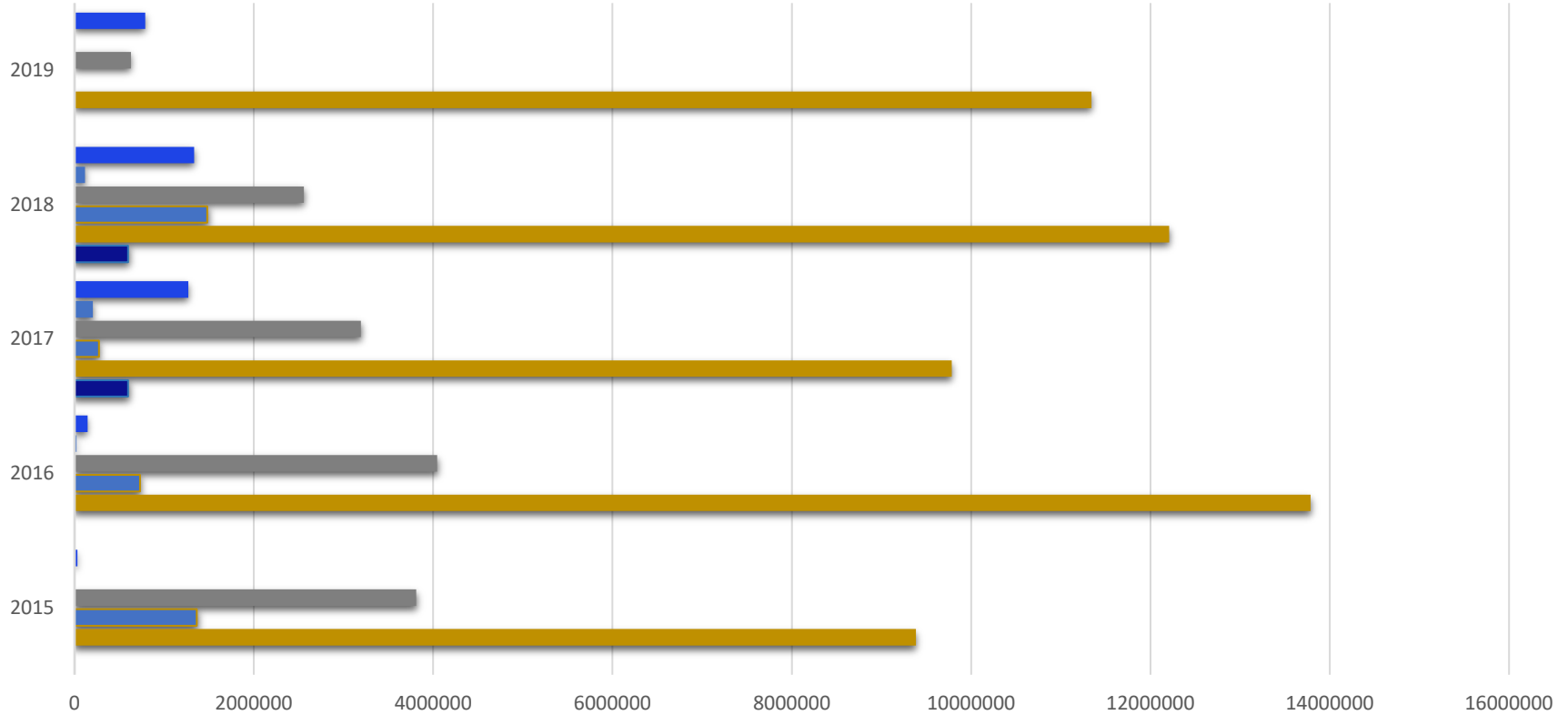


	2015	2016	2017	2018	2019
■ Total Award (Including Incoming Sub-Awards)	\$14,587,690	\$18,724,783	\$15,315,175	\$18,291,443	\$12,758,668
■ Total Incoming Sub-Awards	\$2,892,862	\$2,205,068	\$3,834,612	\$2,245,305	\$1,049,861
■ (Incoming Sub-Awards % of Total Award	19.83%	11.78%	25.04%	12.28%	8.23%
■ Awards Processed	80	79	83	95	58

School of Nursing Award Results by Research Type August FY15-FY19



School of Nursing Award Results by Sponsored Type August FY15-FY19



	2015	2016	2017	2018	2019
■ University	\$29,990	\$145,380	\$1,267,034	\$1,332,292	\$788,746
■ State		\$21,538	\$204,158	\$116,127	
■ Private	\$3,810,622	\$4,043,241	\$3,194,327	\$2,558,623	\$627,601
■ Foreign	\$1,361,488	\$729,032	\$271,893	\$1,479,904	
■ Federal	\$9,385,590	\$13,785,592	\$9,782,763	\$12,209,497	\$11,342,321
■ Corporate			\$595,000	\$595,000	