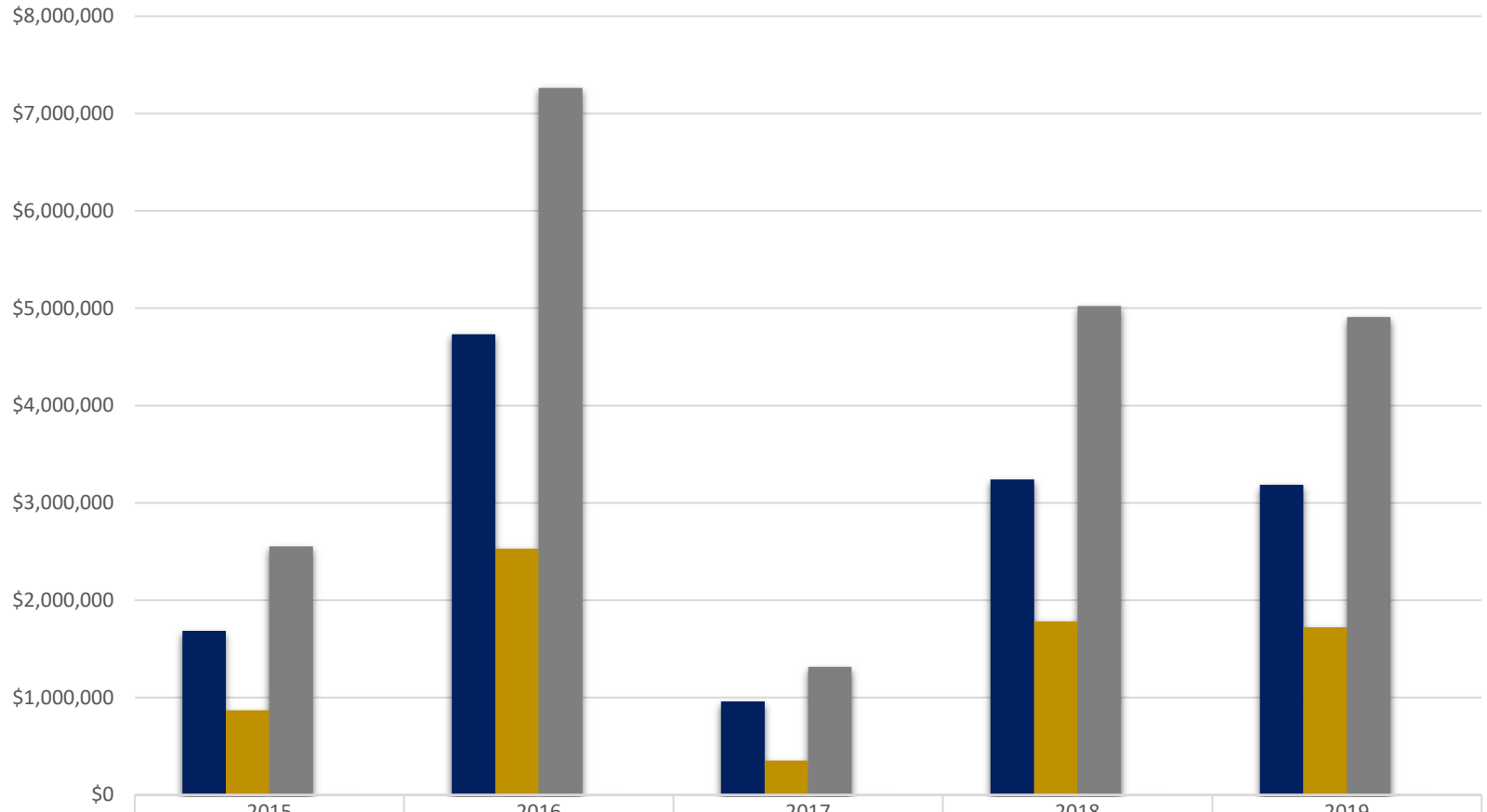


## EVP-Health Affairs Proposals Submitted -Direct, Indirect and Total (\$'s) Processed August FY15-FY19

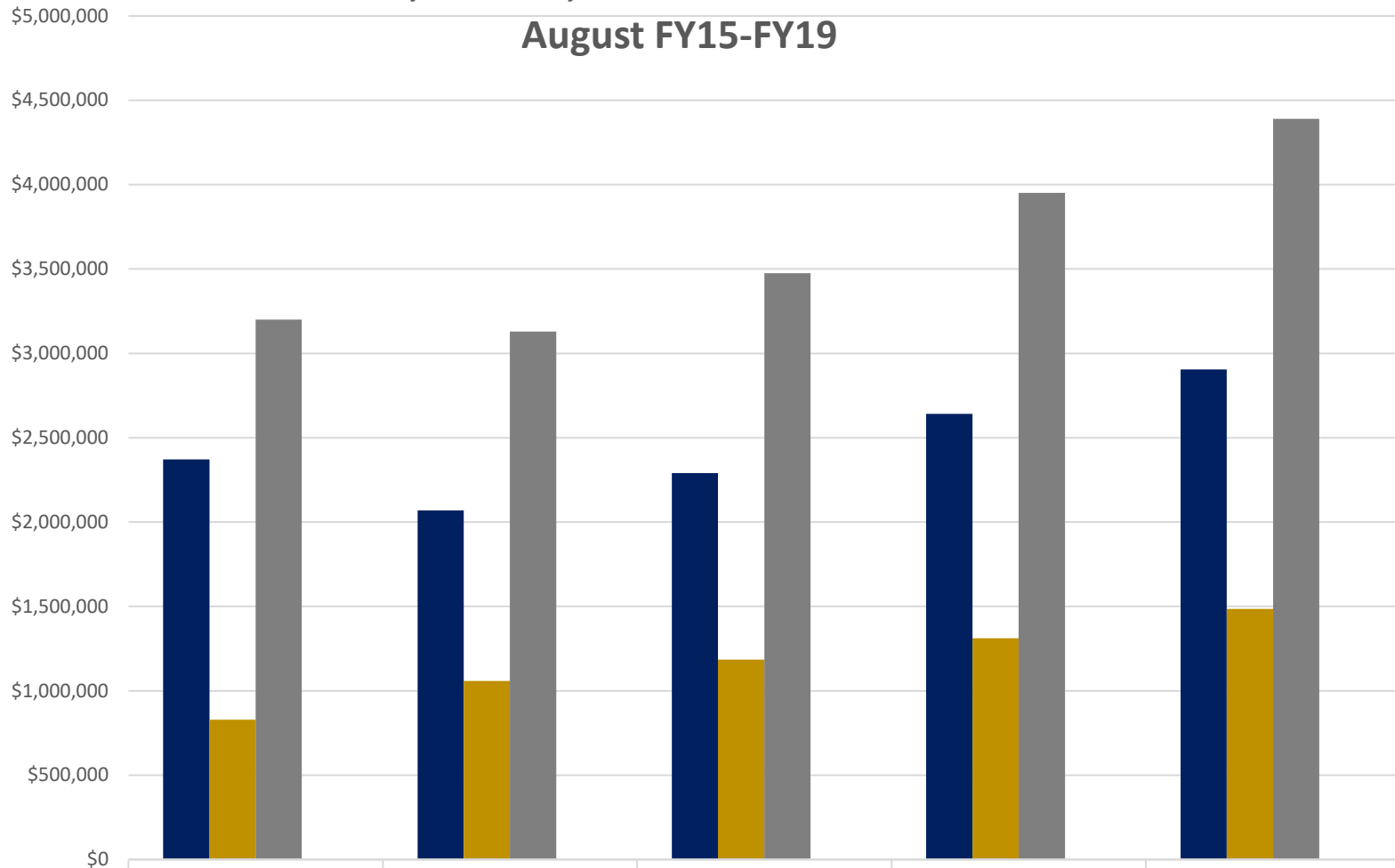


	2015	2016	2017	2018	2019
Direct Budget Amount	\$1,684,429	\$4,733,121	\$961,695	\$3,240,665	\$3,186,024
Indirect Budget Amount	\$868,902	\$2,530,221	\$354,537	\$1,782,669	\$1,722,476
Total Proposal	\$2,553,331	\$7,263,342	\$1,316,232	\$5,023,334	\$4,908,500
Proposals Processed Count	6	12	6	9	9

## EVP-Health Affairs - Award Results

### Direct, Indirect, Total and Award Processed

#### August FY15-FY19

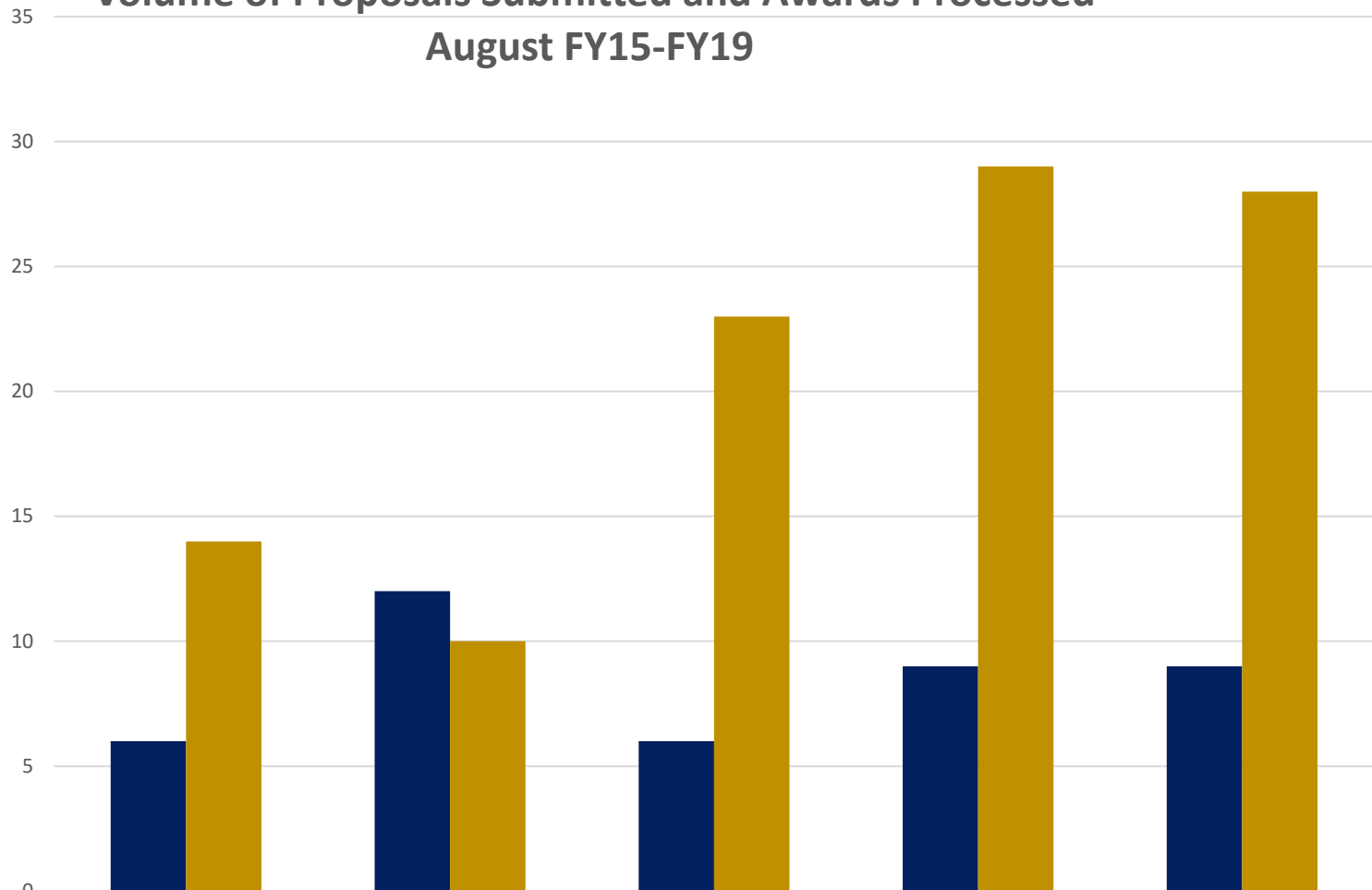


	2015	2016	2017	2018	2019
■ Direct (\$'s)	\$2,370,901	\$2,070,117	\$2,290,315	\$2,640,833	\$2,905,539
■ Indirect (\$'s)	\$828,888	\$1,058,735	\$1,184,928	\$1,310,791	\$1,485,627
■ Total Funding Total	\$3,199,789	\$3,128,852	\$3,475,243	\$3,951,624	\$4,391,166
■ Awards Processed	14	10	23	29	28

## EVP-Health Affairs - Award Results

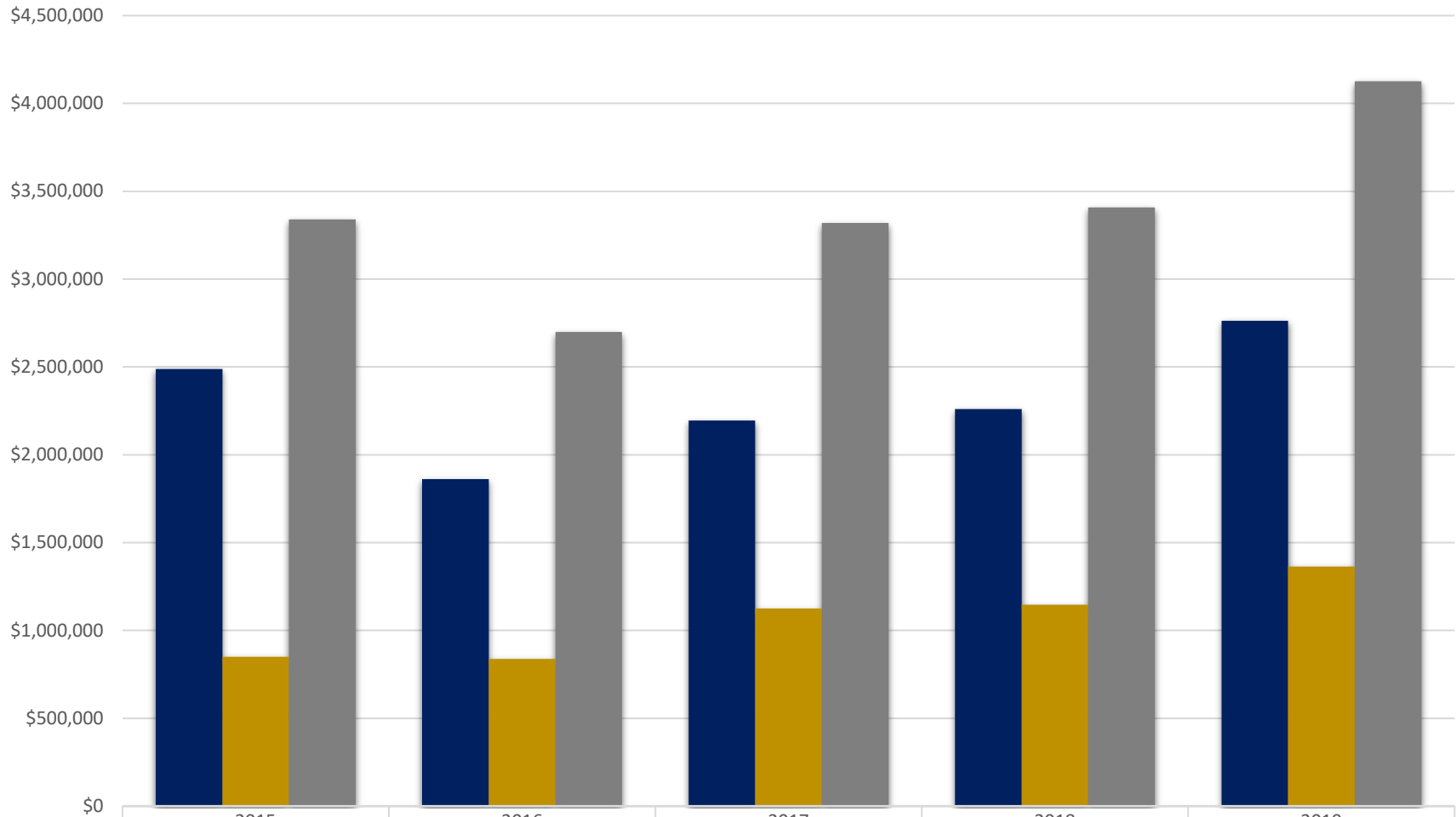
### Volume of Proposals Submitted and Awards Processed

#### August FY15-FY19



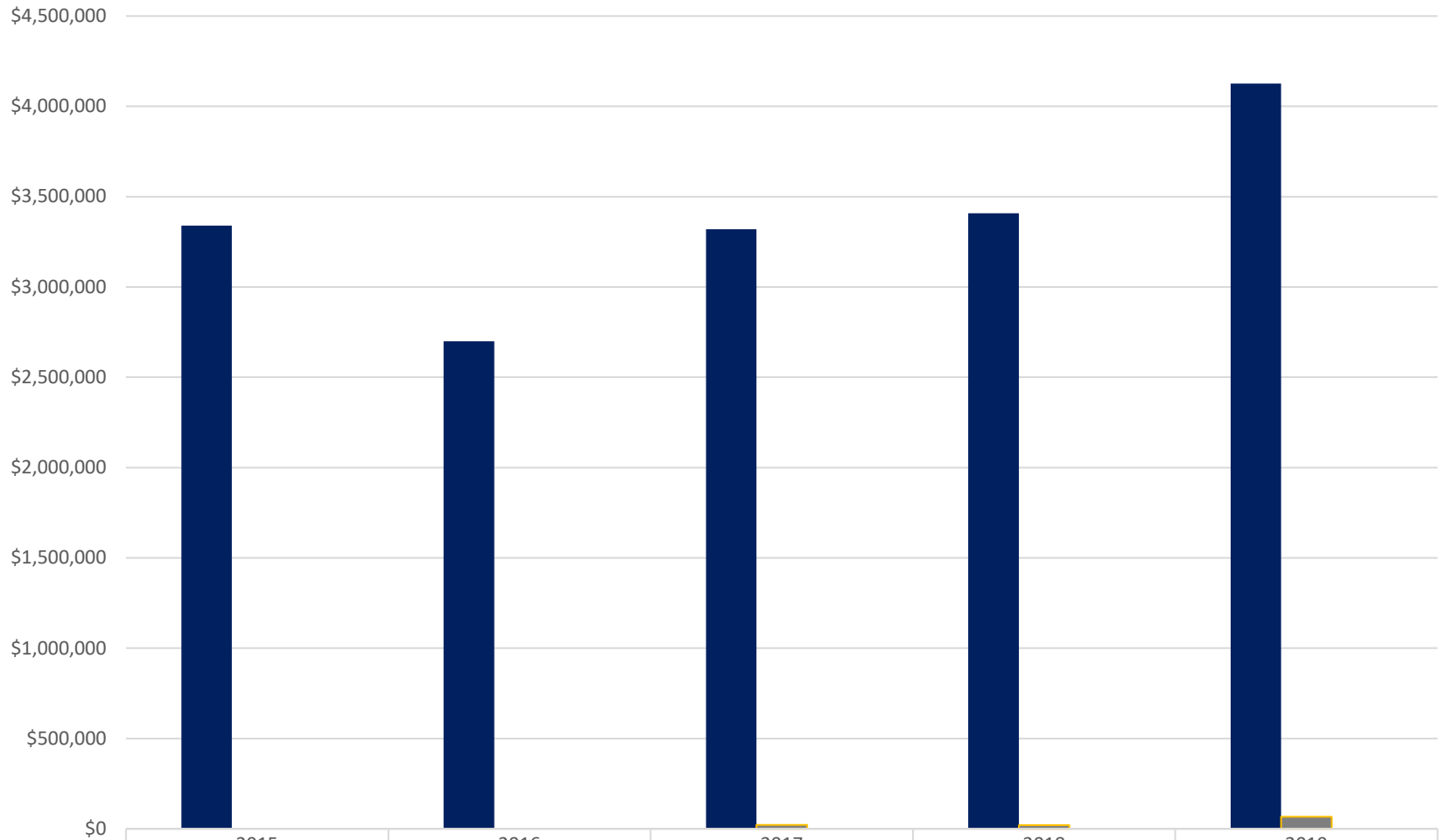
■ Proposals Processed Count	2015	2016	2017	2018	2019
	6	12	6	9	9
■ Awards Processed	14	10	23	29	28

## EVP-Health Affairs - Sponsored Research Expenditures Direct, Indirect and Total August FY15-FY19



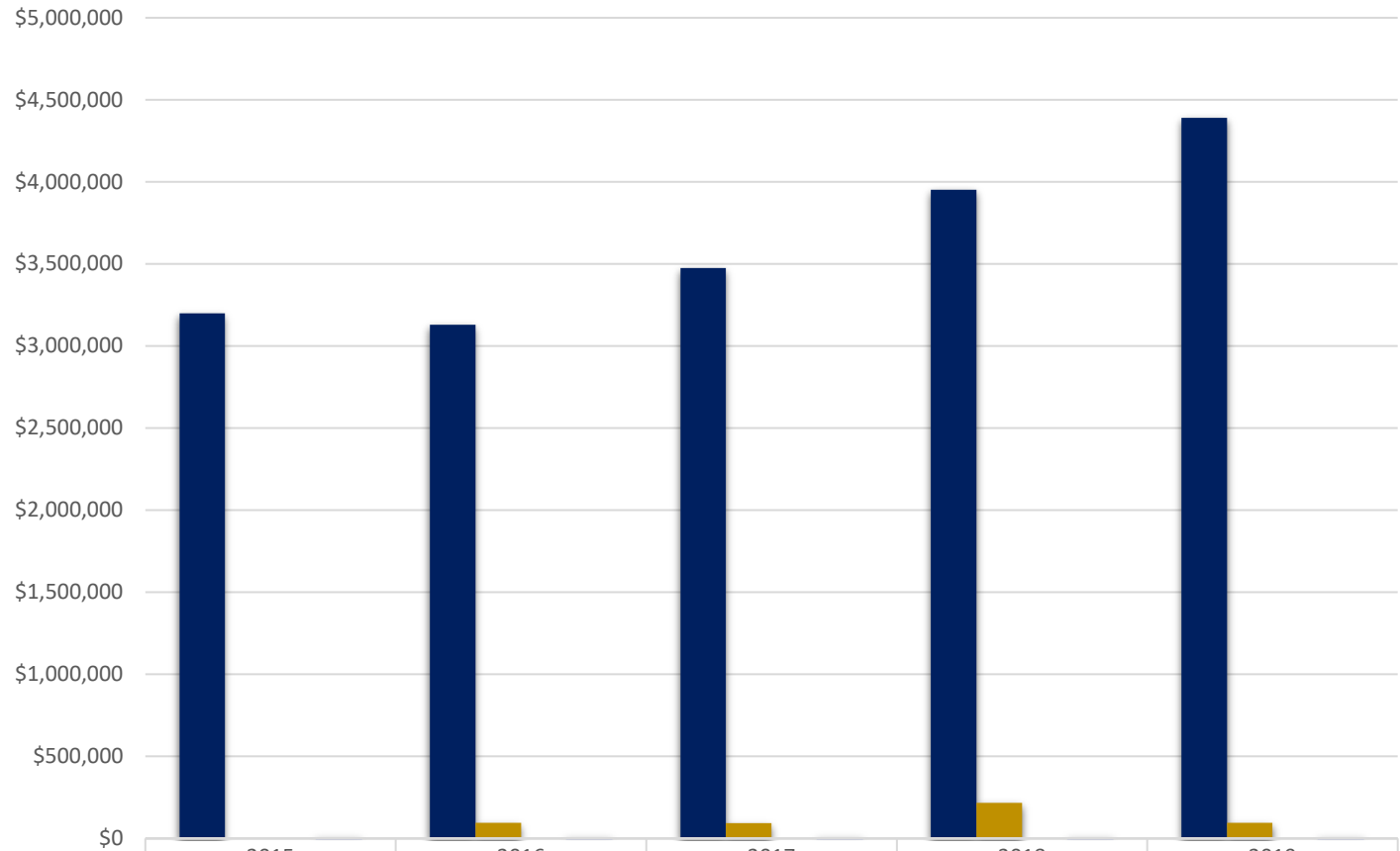
	2015	2016	2017	2018	2019
■ Direct (\$'s)	\$2,488,356	\$1,860,943	\$2,194,871	\$2,260,823	\$2,762,848
■ Indirect (\$'s)	\$850,710	\$837,853	\$1,125,050	\$1,147,173	\$1,364,138
■ Total Expenses	\$3,339,066	\$2,698,796	\$3,319,921	\$3,407,997	\$4,126,986

## EVP-Health Affairs Sponsored Research Expenditures, Outgoing Sub-Awards August FY15-FY19



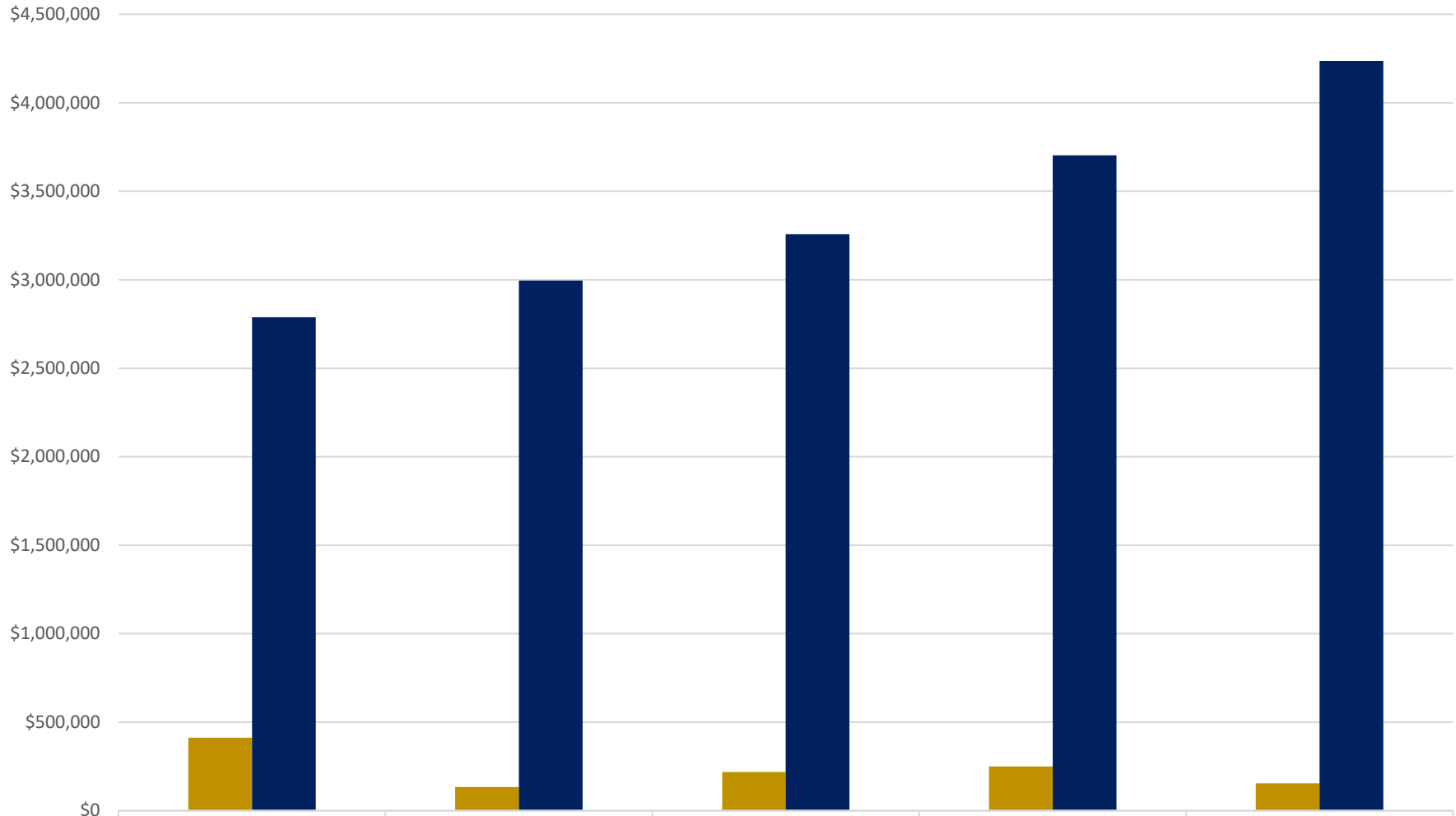
	2015	2016	2017	2018	2019
■ Total Expenses	\$3,339,066	\$2,698,796	\$3,319,921	\$3,407,997	\$4,126,986
■ Outgoing Sub-Awards			\$21,168	\$20,890	\$66,352
■ % of Expense Total			0.64%	0.61%	1.61%

## EVP-Health Affairs Awards Incoming Sub-Awards Total Award Funding and Processed August FY15-FY19



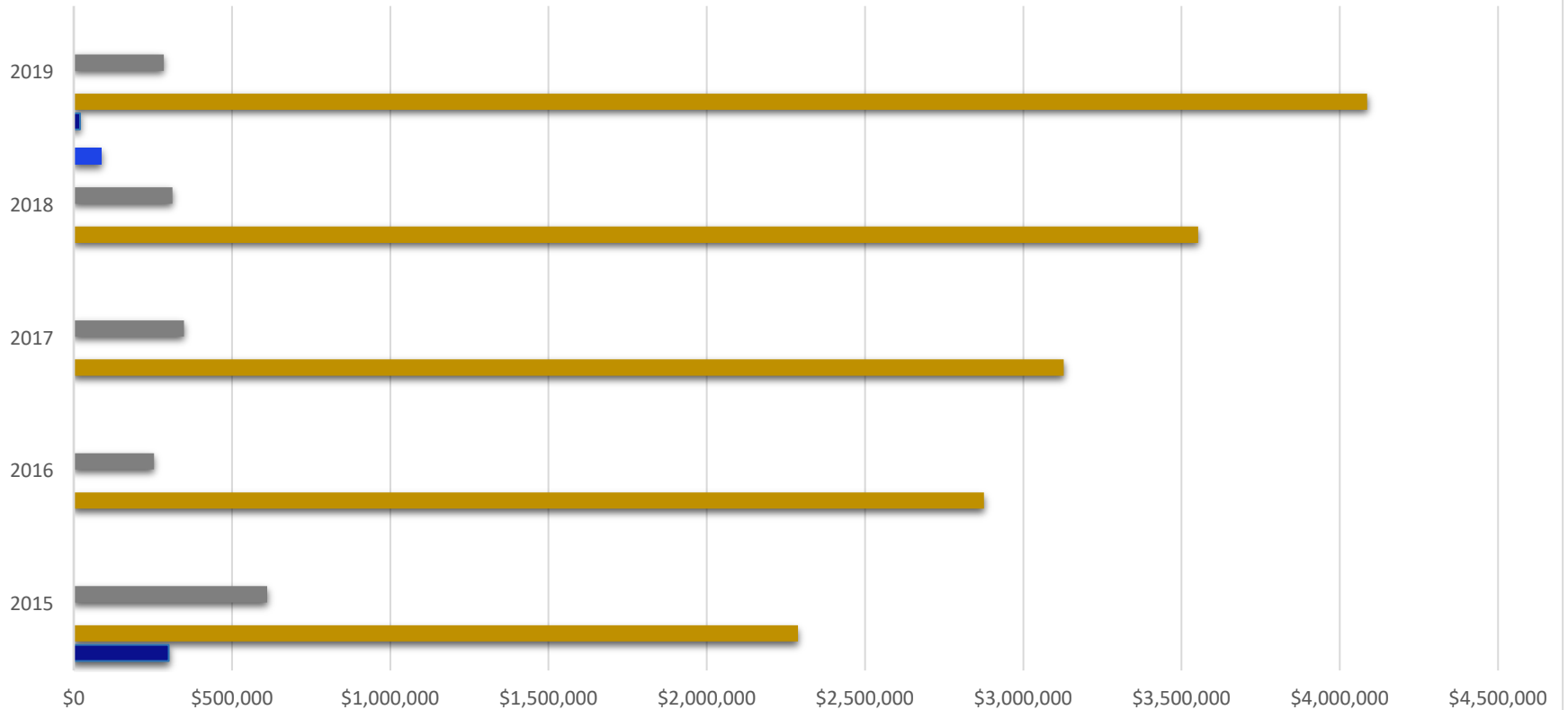
	2015	2016	2017	2018	2019
■ Total Award (Including Incoming Sub-Awards)	\$3,199,789	\$3,128,852	\$3,475,243	\$3,951,624	\$4,391,166
■ Total Incoming Sub-Awards		\$94,656	\$94,127	\$215,864	\$94,337
■ (Incoming Sub-Awards % of Total Award)		3.03%	2.71%	5.46%	2.15%
■ Awards Processed	14	10	23	29	28

## EVP-Health Affairs Award Results by Research Type August FY15-FY19



	2015	2016	2017	2018	2019
■ Other	\$411,900	\$133,218	\$218,047	\$249,203	\$154,487
■ Research	\$2,787,889	\$2,995,634	\$3,257,196	\$3,702,421	\$4,236,679

## EVP-Health Affairs Award Results by Sponsored Type August FY15-FY19



	2015	2016	2017	2018	2019
■ University				\$87,097	
■ State					
■ Private	\$611,410	\$253,218	\$348,047	\$312,106	\$284,487
■ Foreign			\$0		
■ Federal	\$2,288,379	\$2,875,634	\$3,127,196	\$3,552,421	\$4,086,679
■ Corporate	\$300,000				\$20,000