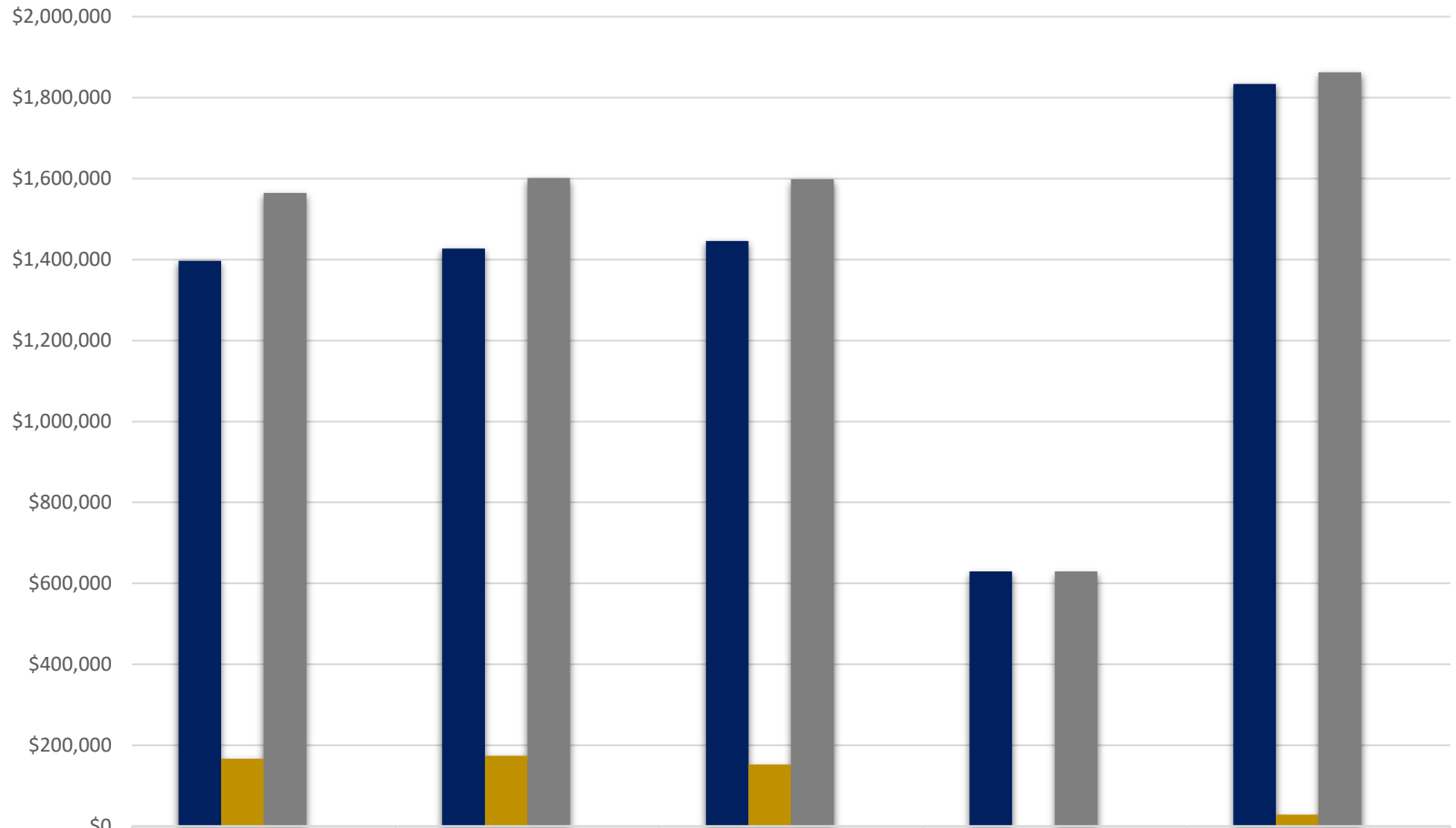


Graduate School Proposals Submitted -Direct, Indirect and Total (\$'s) Processed August FY15-FY19

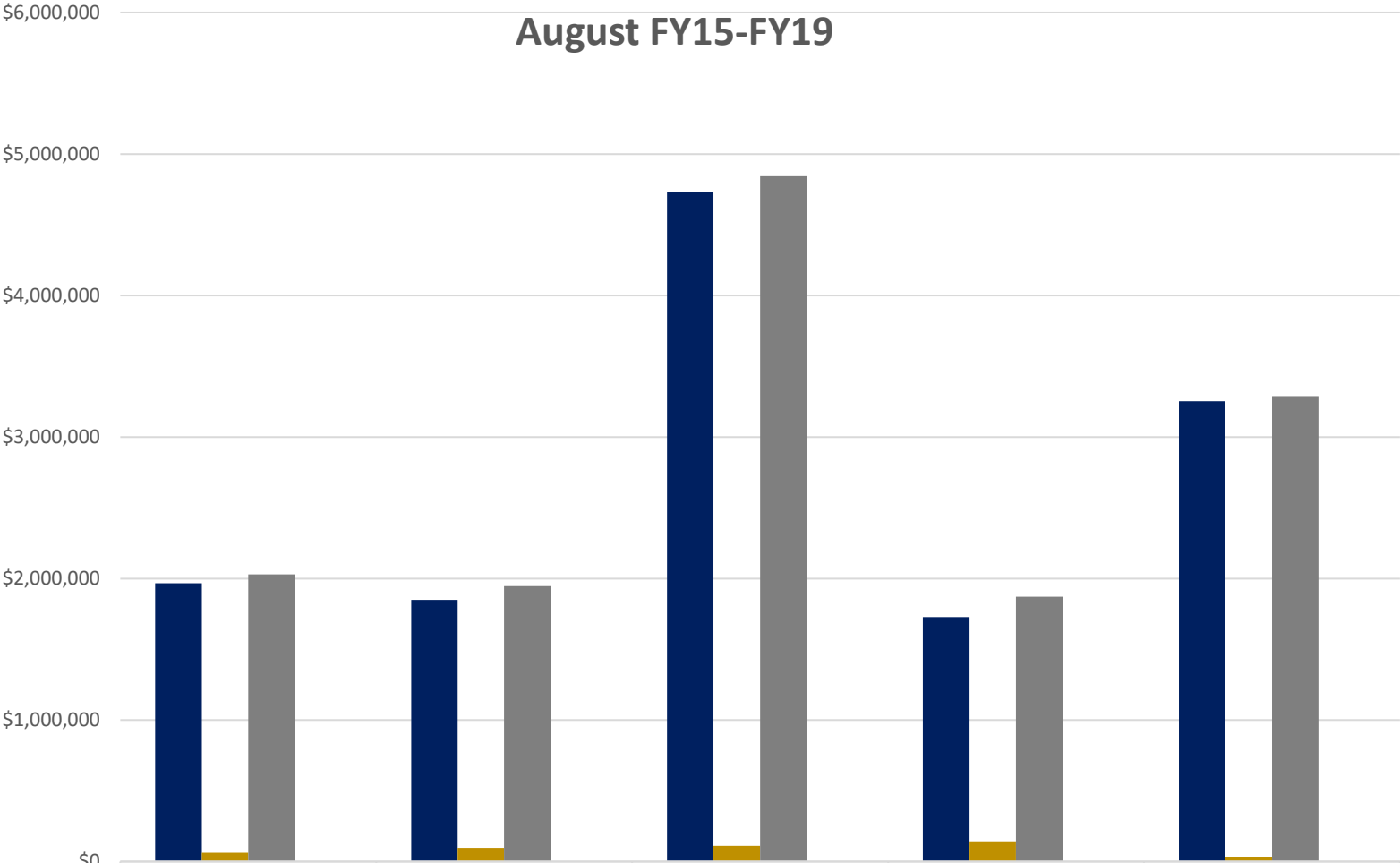


	2015	2016	2017	2018	2019
■ Direct Budget Amount	\$1,397,292	\$1,427,256	\$1,445,785	\$629,797	\$1,833,451
■ Indirect Budget Amount	\$167,348	\$174,283	\$152,723	\$0	\$29,169
■ Total Proposal	\$1,564,640	\$1,601,539	\$1,598,508	\$629,797	\$1,862,620
■ Proposals Processed Count	7	6	18	7	4

Graduate School- Award Results

Direct, Indirect, Total and Award Processed

August FY15-FY19

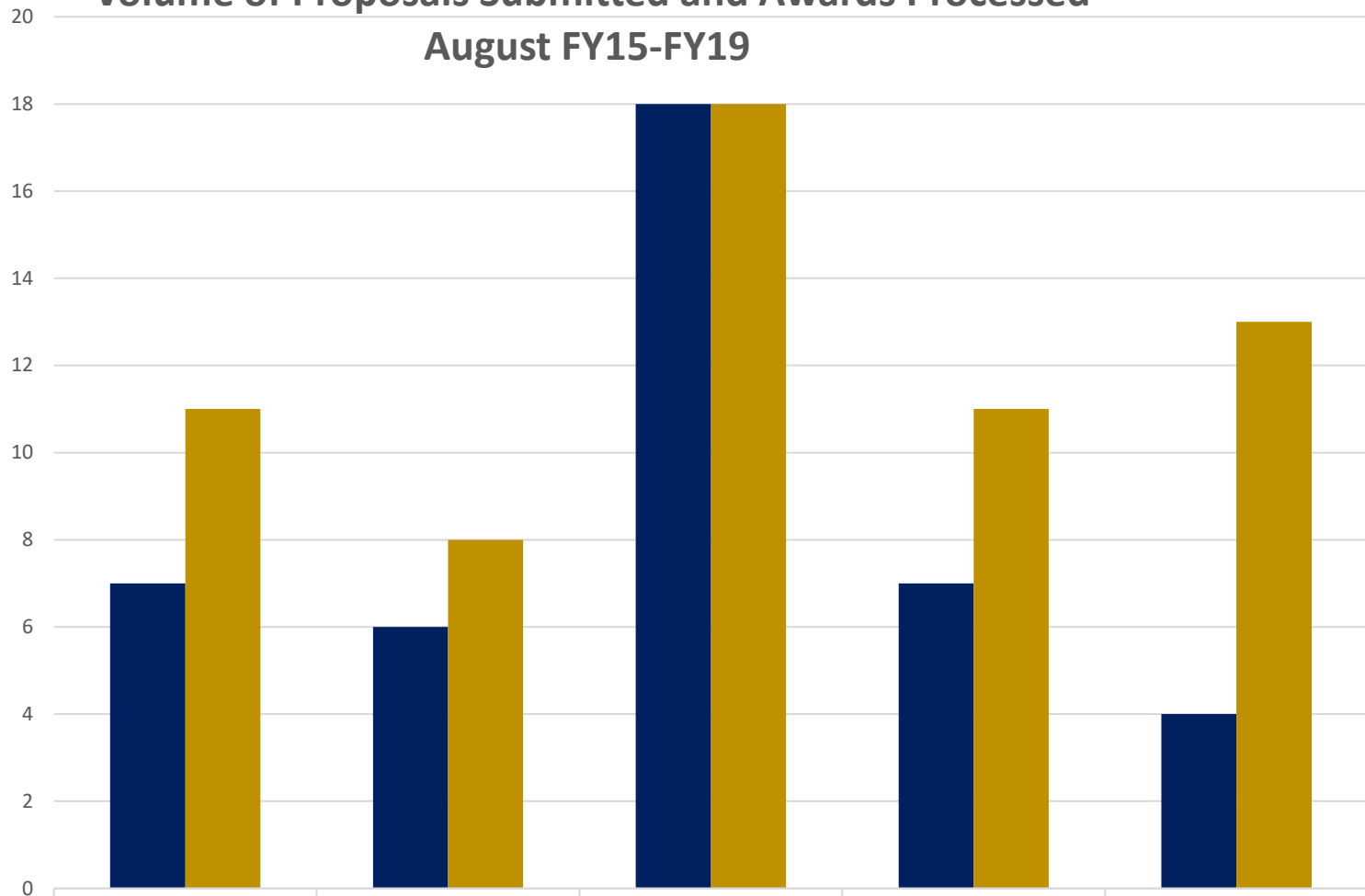


	2015	2016	2017	2018	2019
■ Direct (\$'s)	\$1,967,060	\$1,848,830	\$4,732,584	\$1,727,128	\$3,253,345
■ Indirect (\$'s)	\$62,374	\$96,773	\$111,075	\$144,132	\$35,145
■ Total Funding Total	\$2,029,434	\$1,945,603	\$4,843,659	\$1,871,260	\$3,288,490
■ Awards Processed	11	8	18	11	13

Graduate School- Award Results

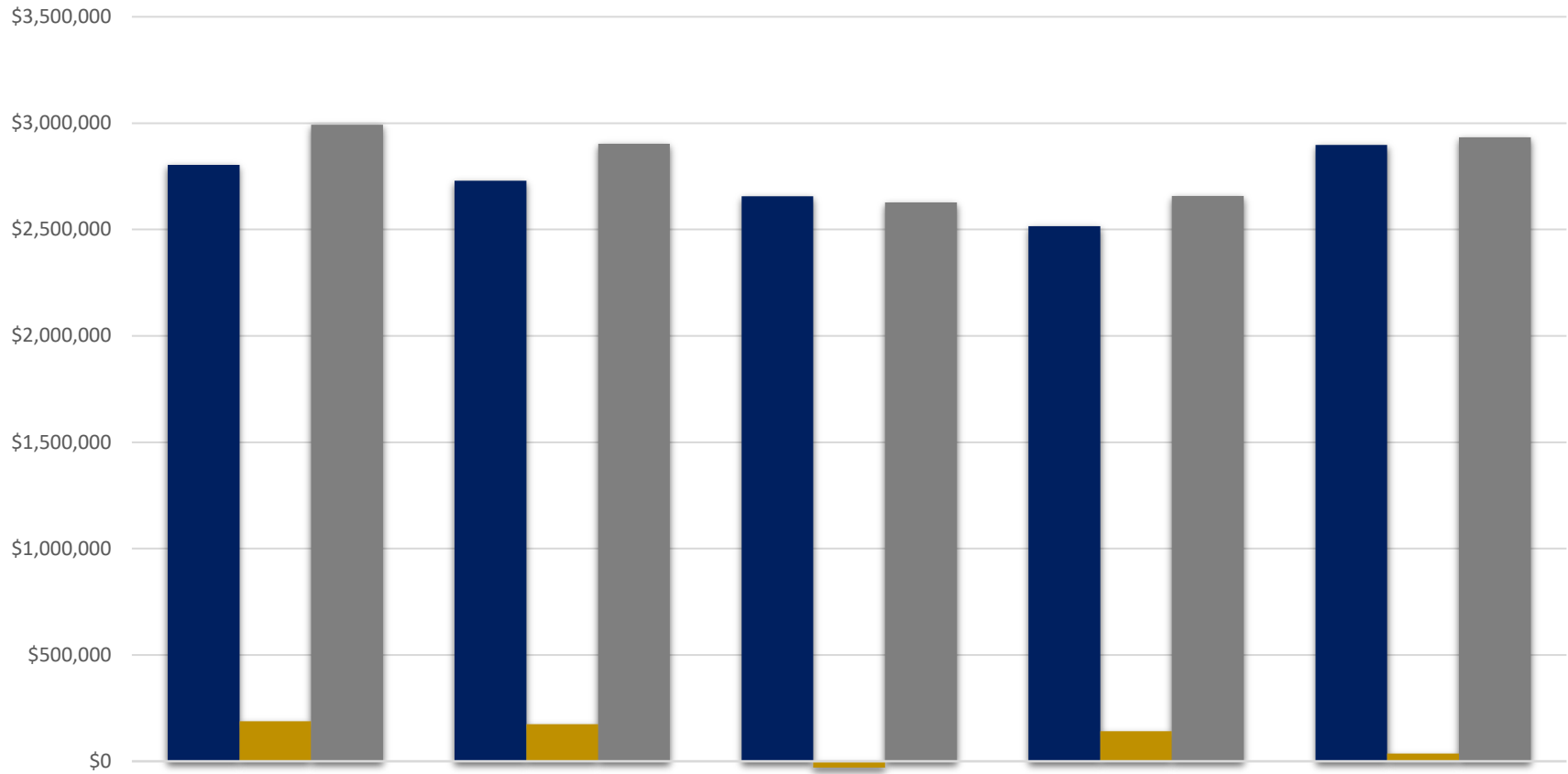
Volume of Proposals Submitted and Awards Processed

August FY15-FY19



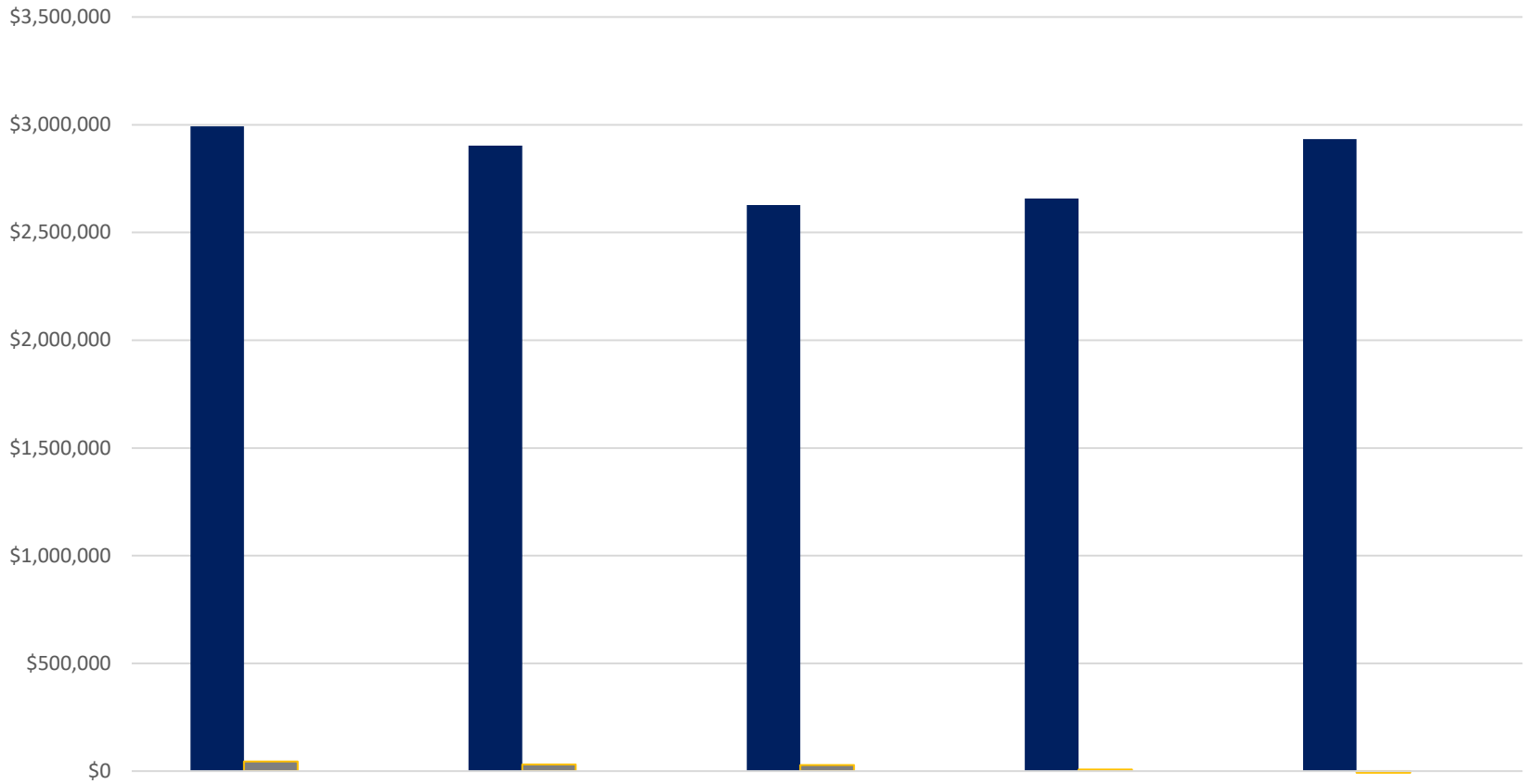
■ Proposals Processed Count	2015	2016	2017	2018	2019
	7	6	18	7	4
■ Awards Processed	11	8	18	11	13

Graduate School- Sponsored Research Expenditures Direct, Indirect and Total August FY15-FY19



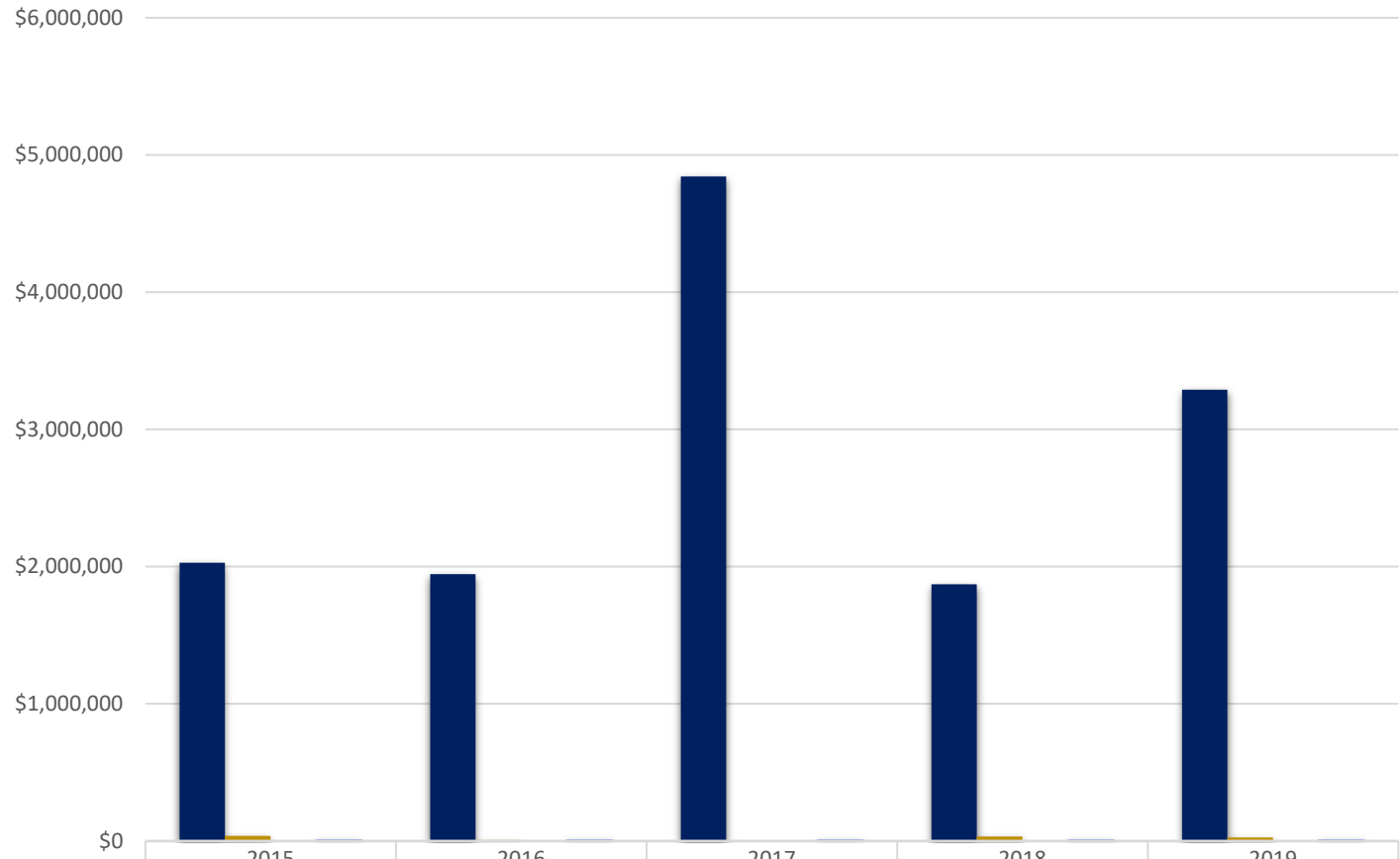
	2015	2016	2017	2018	2019
■ Direct (\$'s)	\$2,803,648	\$2,728,720	\$2,656,881	\$2,516,038	\$2,897,143
■ Indirect (\$'s)	\$188,663	\$174,823	-\$29,138	\$141,351	\$36,705
■ Total Expenses	\$2,992,310	\$2,903,543	\$2,627,743	\$2,657,389	\$2,933,848

Graduate School Sponsored Research Expenditures, Outgoing Sub-Awards August FY15-FY19



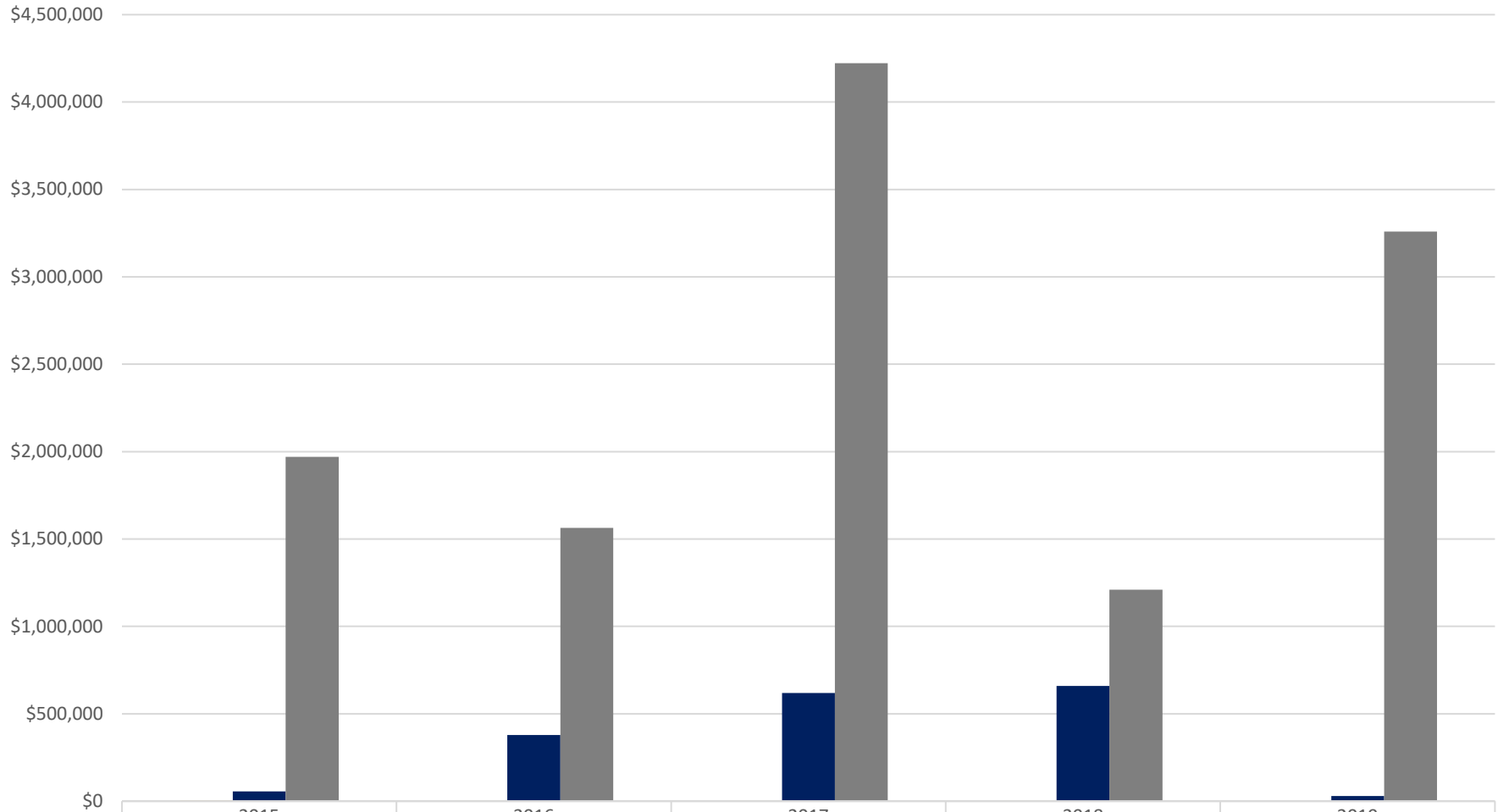
	2015	2016	2017	2018	2019
■ Total Expenses	\$2,992,310	\$2,903,543	\$2,627,743	\$2,657,389	\$2,933,848
■ Outgoing Sub-Awards	\$44,738	\$30,571	\$28,055	\$7,880	-\$7,880
■ % of Expense Total	1.50%	1.05%	1.07%	0.30%	-0.27%

Graduate School Awards Incoming Sub-Awards Total Award Funding and Processed August FY15-FY19



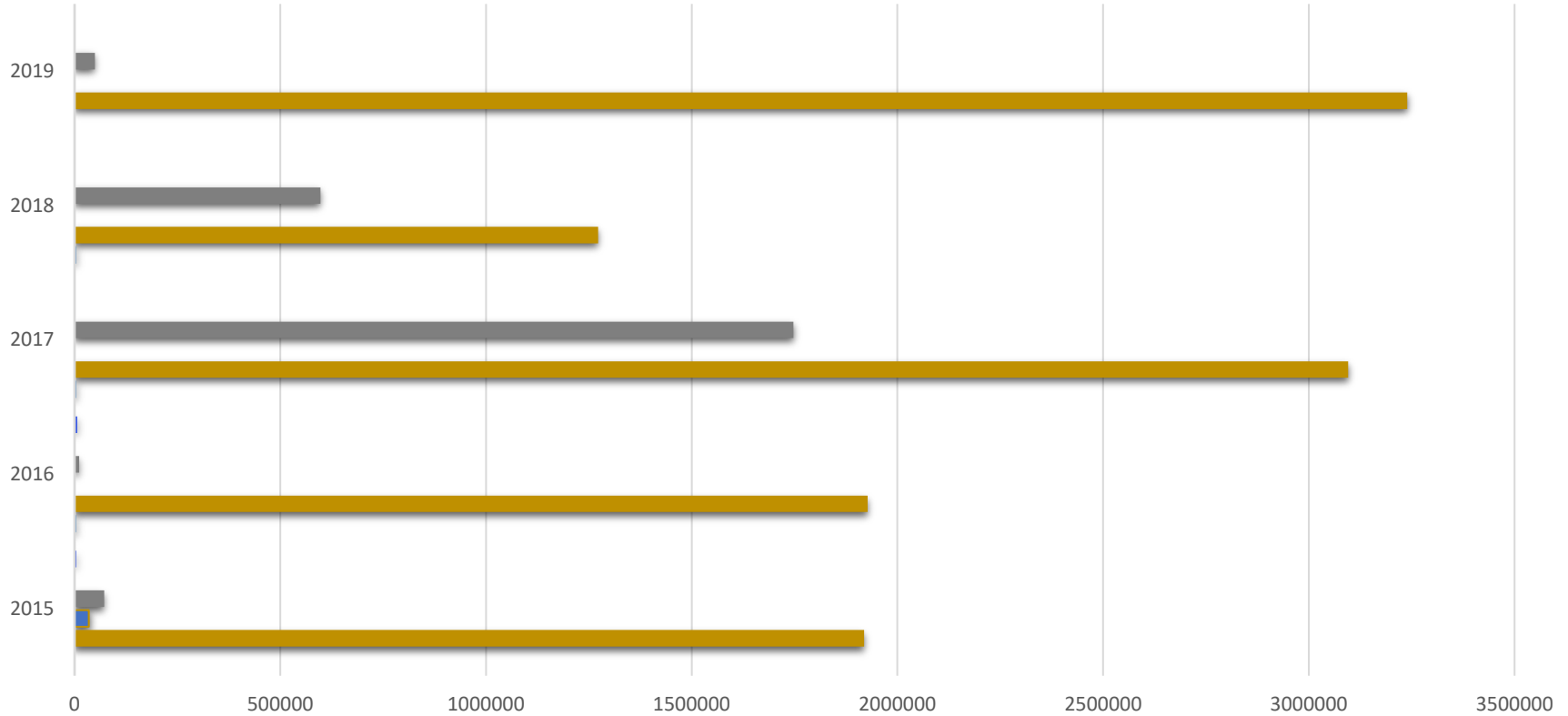
	2015	2016	2017	2018	2019
■ Total Award (Including Incoming Sub-Awards)	\$2,029,434	\$1,945,603	\$4,843,659	\$1,871,260	\$3,288,490
■ Total Incoming Sub-Awards	\$38,341	\$7,162	\$1,000	\$32,520	\$26,646
■ (Incoming Sub-Awards % of Total Award	1.89%	0.37%	0.02%	1.74%	0.81%
■ Awards Processed	11	8	18	11	13

Graduate School Award Results by Research Type August FY15-FY19



■ Other	\$4,000	\$2,200	\$1,000	\$1,200	
■ Research	\$55,946	\$379,286	\$619,541	\$660,082	\$29,646
■ Training	\$1,969,488	\$1,564,117	\$4,223,118	\$1,209,978	\$3,258,844

Graduate School Award Results by Sponsored Type August FY15-FY19



	2015	2016	2017	2018	2019
■ University	\$3,875	\$5,962			
■ State					
■ Private	\$72,000	\$11,000	\$1,747,000	\$597,748	\$49,646
■ Foreign	\$34,466				
■ Federal	\$1,919,093	\$1,927,441	\$3,095,659	\$1,272,312	\$3,238,844
■ Corporate		\$1,200	\$1,000	\$1,200	